

Ev²R: Evaluating Evidence Retrieval in Automated Fact-Checking

Mubashara Akhtar^{1,*}, Michael Schlichtkrull² and Andreas Vlachos³

¹Department of Informatics, King’s College London

²School of Electronic Engineering and Computer Science, Queen Mary University of London

³Department of Computer Science and Technology, University of Cambridge

mubashara.akhtar@kcl.ac.uk

m.schlichtkrull@qmul.ac.uk

av308@cam.ac.uk

Abstract

Current automated fact-checking (AFC) approaches commonly evaluate evidence either implicitly via the predicted verdicts or by comparing retrieved evidence with a predefined closed knowledge source, such as Wikipedia. However, these methods suffer from limitations, resulting from their reliance on evaluation metrics developed for different purposes and constraints imposed by closed knowledge sources. Recent advances in natural language generation (NLG) evaluation offer new possibilities for evidence assessment. In this work, we introduce Ev²R, an evaluation framework for AFC that comprises three types of approaches for evidence evaluation: reference-based, proxy-reference, and reference-less. We evaluate their effectiveness through agreement with human ratings and adversarial tests, and demonstrate that prompt-based scorers, particularly those leveraging LLMs and reference evidence, outperform traditional evaluation approaches.

1 Introduction

To decide the truthfulness of a claim, professional fact checkers search, retrieve and analyse evidence (Graves, 2018). Their goal is not just to determine if the claim is correct, but also to present the evidence and fact-checking steps transparent, helping the reader understand and trust the fact-checking process (Graves, 2017).

Past research has utilized three different methods to evaluate evidence retrieved for Automated Fact-Checking (AFC). First, implicitly assessing the evidence via the predicted verdict, assuming that only accurate evidence allows AFC systems to predict the correct verdict (Shahi and Nandini,

2020; Horne et al., 2018; Barrón-Cedeño et al., 2018). However, it overlooks that systems may predict the correct verdict without properly considering the evidence, potentially due to hallucinations or biases (Schuster et al., 2019). Second, evidence retrieval is limited to a predefined, closed knowledge source such as Wikipedia. The retrieved evidence is then compared to the reference evidence from this source and only exact matches are considered correct. This approach, common in many AFC benchmarks (Thorne et al., 2018a; Jiang et al., 2020; Sathe et al., 2020; Nørregaard and Derczynski, 2021), treats potentially correct evidence as incorrect if it is not annotated as reference and ignores the variety of available evidence sources from the open web – including highly trusted ones, such as government statistics. Finally, for recent datasets that require retrieving evidence from the entire internet (Schlichtkrull et al., 2023; Chen et al., 2024), evaluation relies on approximate matching based on the annotated evidence, using token-matching metrics such as METEOR (Banerjee and Lavie, 2005). However, these metrics are highly sensitive to surface forms and they do not consider alternative evidence paths. For example, both “Where did South Africa rank in alcohol consumption? In 2016, South Africa ranked ninth out of 53 African countries.” and “What’s the average alcohol consumption per person in South Africa? 7.1 litres.” may both be valid ways of establishing the relative levels of alcohol consumption between South Africa and other countries.

To evaluate evidence in the context of AFC, related work on evaluating natural language generation (NLG) systems can serve as inspiration due to the similarly open-ended nature of the task, e.g., a system can return multiple equally valid summaries for the same input text which should be evaluated against a single gold reference summary (Celikyilmaz et al., 2020). While earlier

* This work was partially done during Mubashara’s research visit at the University of Cambridge.

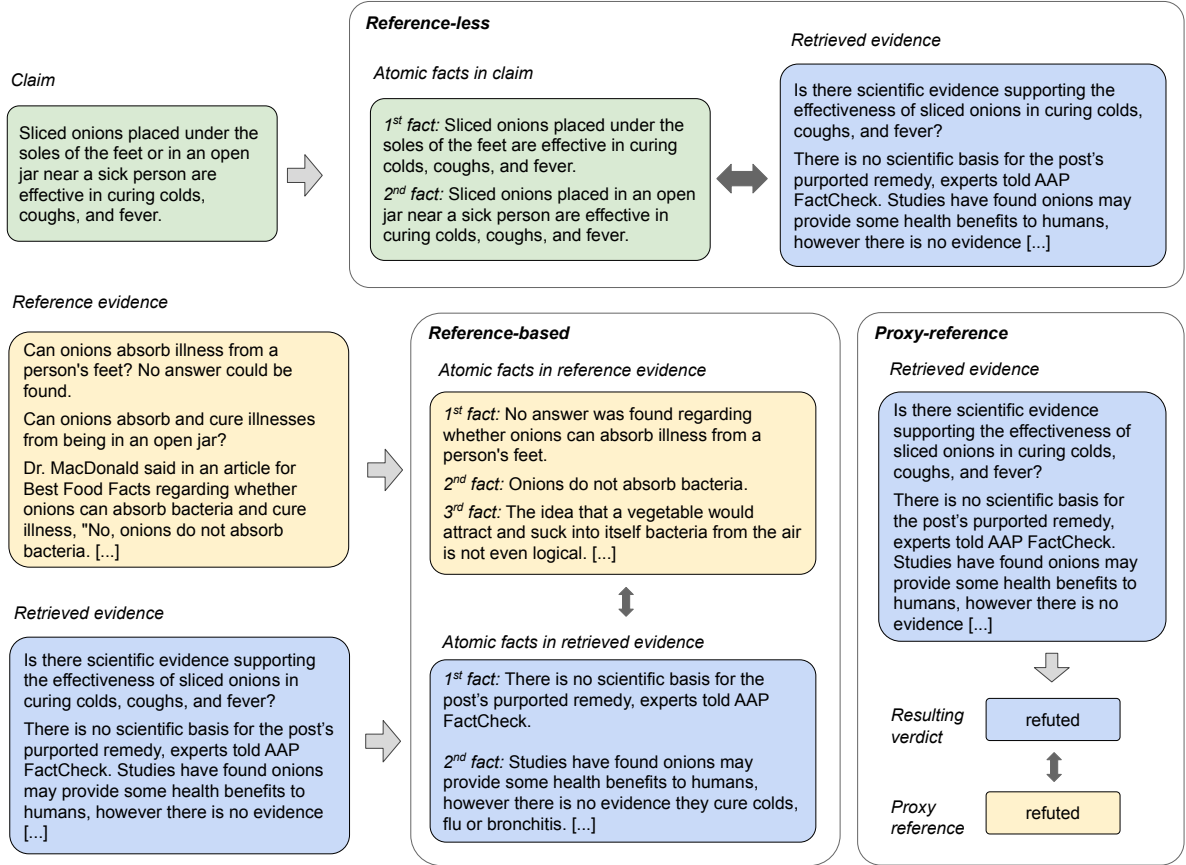


Figure 1: Overview of the proposed Ev²R framework with examples to visualise the evaluation with all proposed scorer types: reference-less (top), reference-based (bottom middle) and proxy-reference (bottom right). For reference-less and reference-based evaluation, the claim (or evidence) is first decomposed into atomic facts before evaluation. The proxy-reference scorer uses the verdict label as proxy to evaluate the retrieved evidence.

NLG evaluation methods used string-matching metrics to compare generated and reference text based on heuristics (Celikyilmaz et al., 2020; Lin, 2004; Papineni et al., 2002), more recent approaches, involve training language models for evaluation (Zhang et al., 2020; Sellam et al., 2020) or use large language models’ (LLMs) conditional language generation capabilities (Fu et al., 2023).

In this paper, we introduce Ev²R, the first comprehensive evaluation framework for evidence retrieval in AFC. We categorise the Ev²R scorers into three groups, as shown in Figure 1: (1) reference-based scorers, which evaluate retrieved evidence by comparing it against reference evidence; (2) proxy-reference scorers, which evaluate evidence using the system-predicted verdict as a proxy (i.e., the labels); (3) reference-less scorers, which assess retrieved evidence solely based on the input claim. We further propose the first systematic evaluation approach for evidence retrieval scorers. We evaluate the effectiveness of the proposed Ev²R scorers using two

meta-evaluation techniques. First, we stress-test their robustness by testing on systematically perturbed claim/evidence instances (Ribeiro et al., 2020), affecting coherence, coverage, text fluency, informativeness, invariance, noise, reformulation, and relevance. Second, we evaluate Ev²R scorers based on their alignment with human ratings. We collect human ratings for a subset of the AVeriTeC (Schlichtkrull et al., 2023) baseline results and shared task submissions.¹

Our findings suggest that reference-based prompt scorers represent a promising approach to evidence evaluation. These scorers use LLMs to decompose reference and retrieved evidence into atomic facts before assessing them through comparison. Our results show that prompt-based scorers achieve a higher correlation with human ratings than previously used metrics like METEOR. The Ev²R reference-based scorers outperform the

¹We will release ratings to facilitate future work on developing and assessing evidence evaluation scorers.

reference-less ones, benefiting from the availability of annotated reference evidence. We also find that the choice of LLMs impacts scoring performance to some extent, with no single LLM excelling across all evaluations. For instance, while Gemini-based Ev²R scorers excel in assessing how much of the reference evidence is covered by the retrieved evidence, the GPT-4o-based scorer performs better in verdict agreement. Additionally, our adversarial tests show that the proposed Ev²R scorers are more resilient to noise and redundancy in the evidence data, outperforming baseline metrics. These results support the potential of the framework for more accurate and robust evidence evaluation.

2 Related Work

2.1 Evidence-based AFC

While earlier AFC tasks and datasets evaluated evidence implicitly through the predicted veracity label (Guo et al., 2022; Akhtar et al., 2023), more recent approaches require explicit evaluation of evidence to ensure that the output of systems is grounded in evidence.

There are several challenges in the automated retrieval and evaluation of evidence for evidence-based AFC. First, evidence-based AFC datasets released in recent years contain purpose-built claims derived from Wikipedia, such as FEVER (Thorne et al., 2018a), Hover (Jiang et al., 2020), WikiFactCheck (Sathe et al., 2020), and ChartCheck (Akhtar et al., 2024). These datasets restrict potential evidence to Wikipedia pages from which the claims were derived. While this restriction is unrealistic, it allows the use of simple, conditional scoring functions for evidence evaluation. For example, the FEVERScore (Thorne et al., 2018b) assess the verdict conditioned on retrieving the correct evidence.

To create a more realistic setting, recent datasets use evidence retrieved from the entire internet, such as AVeriTeC (Schlichtkrull et al., 2023) and MultiFC (Augenstein et al., 2019). While their claims and evidence setup better align with real-world fact-checking, this complicates evaluation. Retrieved evidence can no longer be evaluated using exact matches on document identifiers or paragraphs. Second, for a given claim, there may be more than one correct set of evidence, as different reasoning chains with varying evidence can be used to verify the claim. For example, to con-

tradict the claim, “Dr. Fauci stated during a recent press statement that wearing masks in outdoor spaces is not recommended,” evidence can state that the speaker was not Dr. Fauci or prove that the content of the statement itself is incorrect.

Finally, correct evidence may be wrongly interpreted as incorrect if it became available after the dataset’s creation and is therefore not included in the set of annotated evidence within the dataset.

2.2 Evaluation Approaches for Natural Language Generation

In this section, we provide an overview of NLG metrics, categorized into reference-based, proxy-reference, and reference-less metrics, in alignment with the scorers we propose in this study as demonstrated in Figure 1.

Reference-based evaluation Reference-based NLG metrics evaluate the generated text \hat{x} by comparing it to a gold reference x :

$$y = f(x, \hat{x}),$$

where the scoring function $f(\cdot)$ can be conceptualized in various ways, for example, as a non-parametric function based on n -grams or a similarity function based on conceptualized representations of text. Earlier NLG metrics used n -grams to compare generated and reference text based on different heuristics such as string overlap, string distance or lexical diversity (Celikyilmaz et al., 2020; Lin, 2004; Papineni et al., 2002). In recent years, various trained and LLM-based metrics were proposed, which also serve as inspiration for Ev²R. BLEURT is a learned, BERT-based (Devlin et al., 2019) evaluation metric trained on millions of synthetically generated sentence pairs (Sai et al., 2023). NUBIA (Kane et al., 2020) applies a three-step approach for evaluating a generated text against its reference: extracting representations for reference and generated text, calculating a similarity score, and capping the score between 0 and 1. Zhang et al. (2020) propose BERTScore which calculates the pairwise token similarity for token pairs of generated and reference text before maximising the overall similarity score with greedy matching. MoverScore (Zhao et al., 2019) also uses contextualized representations but allows one-to-many matching between n -grams or words for partial matching.

Proxy-reference evaluation This family of metrics uses a so-called “proxy” for evaluation and

does not directly compare the generated text (\hat{x}) to the annotated reference text (x). In previous research they have been applied if the gold references were not available for evaluation or to focus on specific evaluation criteria (e.g., factuality) for which appropriate proxies are defined as we highlight below (Nema and Khapra, 2018; Durmus et al., 2020; Huang and Zhang, 2021). Multiple proxy-based metrics for NLG evaluation were proposed in the past (Eyal et al., 2019; Scialom et al., 2019). For example, Durmus et al. (2020) use questions and answers as proxy reference to evaluate if relevant information from the input text is available in the generated text. Here, generating correct answers serves as a proxy for NLG evaluation to determine if the generated text is consistent (i.e. faithful) with the input document. Other works have used relational tuples extracted from both generated and reference text as proxies for evaluation (Goodrich et al., 2019). Here, the generated text is assessed based on whether it contains all factual tuples from the reference text (Ji et al., 2023). Based on the idea that generated text (e.g., a summary) should entail its source document, *entailment* labels have been used as proxy references for evaluating hallucinations in NLG (Ji et al., 2023).

Reference-less evaluation This family of metrics evaluates generated text without the availability of any (proxy) reference. More recently, the capabilities of autoregressive LLMs (e.g., GPT4 (OpenAI, 2023)) have been used for reference-less evaluation. Fu et al. (2023) define evaluation as a text generation problem. Their proposed GPTScore framework is based on the idea that LLMs are more likely, i.e. with higher conditional generation probability, to produce the generated text (e.g., a summary) if it is of high quality and fulfills given specifications based on the input document. FactScore (Min et al., 2023) is a recent LLM-based framework for reference-less evaluation of factuality in LLM-generated text. To evaluate the factuality of generated text, it breaks down the text into atomic facts and verifies if they are supported by the knowledge sources. The overall score corresponds to the ratio of supported facts.

3 Ev²R: A Framework for Evidence Evaluation

This section introduces Ev²R, a framework of scorers we propose to assess evidence in the con-

text of AFC. Based on their evaluation strategy, we categorise the Ev²R scorers into three groups similar to the categories introduced in Section 2.2: (i) reference-based, (ii) proxy-reference, and (iii) reference-less (see overview in Figure 1).²

3.1 Reference-based

Ev²R reference-based scorers evaluate the quality of the retrieved evidence (\hat{E}) by comparing it to reference evidence (E) annotated in the given dataset (see bottom left boxes in Figure 1). This approach is therefore limited to evaluating AFC systems only using datasets with annotated reference evidence.

Reference-based fine-tuned scorer To evaluate the retrieved evidence against the annotated evidence as a reference, the fine-tuned reference-based scorer compares both evidence sets and outputs a similarity score s as described below. The overall score for a dataset is computed as the average across all evaluated instances. Given as input a set of retrieved evidence $\hat{E} = \{\hat{e}_1, \hat{e}_2, \dots, \hat{e}_n\}$ and a reference evidence set $E = \{e_1, e_2, \dots, e_n\}$, the reference-based scorer calculates a similarity score:

$$s = \text{Scorer}(E, \hat{E})$$

Assuming that $s \in [0, 1]$, a score of one indicates that both evidence sets are identical, while zero means a high degree of divergence. We train the scorer using BLEURT (Sellam et al., 2020) as a starting point. BLEURT was originally developed for assessing NLG tasks (e.g., machine translation or summarization). It uses BERT as its backbone, which is trained on millions of synthetically generated sentence pairs and multiple objectives. We fine-tune the BLEURT model for evidence assessment using synthetically generated data instances containing a claim c , reference evidence E , and retrieved evidence \hat{E} .

We generate samples using large-scale AFC benchmarks with multiple evidence sets for a single claim, e.g., FEVER (Thorne et al., 2018a) and VitaminC (Schuster et al., 2021). These fact-checking datasets include multiple evidence sets $\{E_1, E_2, \dots, E_n\}$ for each claim. For positive training instances with similarity score $s = 1$, we use two different evidence sets of one claim c_i (i.e., E_a and E_b) as reference and retrieved evidence with $E_a \neq E_b$. For negative samples with

²All prompts and further technical details are provided in the appendix.

$s = 0$, we use evidence sets belonging to different claims, e.g., c_i and c_j , as reference and retrieved evidence. To create more challenging negative samples, we also prompt an LLM to adjust a positive evidence pair, i.e., $\{E_a; E_b\}$, such that they contradict each other. We also consider datasets which have multiple, both supporting and refuting evidence sets per claim for training purposes. We use the evidence sets resulting in the same verdict (e.g. both supporting the claim) as positive training samples. As negative training samples, we use evidence sets with varying veracity labels for a claim. One such dataset is VitaminC (Schuster et al., 2021) which we use for finetuning.

Reference-based atomic scorer This scorer is inspired by FactScore (Min et al., 2023), but adapts its approach—originally designed to evaluate factuality in model-generated text—to better reflect evidence evaluation, focusing on precision and recall scores. Precision measures the accuracy of the retrieved evidence, while recall assesses the completeness of the retrieved evidence in relation to the gold standard. Our scorer first splits the retrieved evidence \hat{E} and reference evidence E into atomic facts, $A_{\hat{E}}$ and A_E respectively (see bottom middle box in Figure 1). To calculate the precision score it evaluates whether each individual fact $a_{\hat{E}} \in A_{\hat{E}}$ of the retrieved evidence is supported by the reference evidence E . We specify the precision score s_{prec} as the ratio of facts supported by the reference evidence:

$$s_{prec} = \frac{1}{|A_{\hat{E}}|} \sum_{a_{\hat{E}} \in A_{\hat{E}}} \mathbb{I}[a_{\hat{E}} \text{ supported by } E]$$

The scorer iterates over each fact ($a_{\hat{E}} \in A_{\hat{E}}$) for which the indicator function ($\mathbb{I}[a_{\hat{E}} \text{ supported by } E]$) returns 1 if the fact $a_{\hat{E}}$ is supported by the reference evidence E and 0 otherwise. For calculating the recall score, the scorer evaluates whether each atomic fact of the reference evidence ($a_E \in A_E$) is supported by the retrieved evidence, i.e., measuring the extend to which the retrieved evidence covers the content of the reference evidence:

$$s_{recall} = \frac{1}{|A_E|} \sum_{a_E \in A_E} \mathbb{I}[a_E \text{ supported by } \hat{E}]$$

In addition to precision and recall, we also provide an aggregated F_1 score (s_{f_1}) to support comparison among scorers.

3.2 Proxy-reference

Ev²R proxy-reference scorers use the veracity label y as a proxy to evaluate the quality of the retrieved evidence \hat{E} (see bottom right box in Figure 1). This approach is particularly relevant to rate evidence when no reference evidence is available but the veracity labels of the claims. For example, if a claims is labelled as false, we can use proxy scorers to evaluate if the retrieved evidence supports the claim or not.

Proxy fine-tuned scorer The proxy trained scorer uses the DeBERTa language model (He et al., 2021) as backbone to predict the label y serving as a proxy for evidence evaluation. We use a DeBERTa-large model that was previously trained on multiple benchmarks for the related task of natural language inference, specifically MNLI (Williams et al., 2018), Fever-NLI (Nie et al., 2019), Adversarial-NLI (Nie et al., 2020), LingNLI (Parrish et al., 2021) and WANLI (Liu et al., 2022). To fine-tune this model for the task of claim classification we use the datasets FEVER (Thorne et al., 2018a), VitaminC (Schuster et al., 2021), Hover (Jiang et al., 2020), and AVeriTeC (Schlichtkrull et al., 2023). Given a claim c , its veracity label y , and a retrieved evidence set \hat{E} as input, the scorer predicts a score s representing its confidence in the gold veracity label:

$$s = \text{Scorer}(c, y, \hat{E})$$

This score s is derived by transforming the model-predicted output logits into probabilities using softmax. The resulting probability distribution allows the scorer to quantify its certainty in the different labels potentially available (e.g., support, refute, and not enough information). The scorer’s confidence in the gold label (e.g., $y = \text{support}$) is used as the output score $s \in [0, 1]$. Hence, evidence contributing to high confidence in the gold label is rated higher accordingly.

LLM-based proxy scorer The LLM-based proxy scorer follows a similar approach. Instead of measuring the scorer’s confidence in the gold label y based on the predicted probability distribution as described before, the scorer’s LLM is prompted with an input that consists of the instruction to predict a veracity label for the given retrieved evidence \hat{E} and claim c . The predicted score s corresponds to the following conditional

probability:

$$\text{Scorer}(c, y, \hat{E}) = \log p(y \mid P(I, c, \hat{E}), \theta)$$

The input prompt consists of a prompt template $P(\cdot)$ that contains an instruction I with three examples as demonstrations, as well as the input claim c and evidence \hat{E} . The log-probability score $\log p(y \mid P(I, c, \hat{E}), \theta)$ corresponds to the model’s confidence in the label y based on reasoning steps, as specified in the prompt template. We use the chain-of-thought prompting strategy (Wei et al., 2022), instructing the model to first output its chain of reasoning before predicting the final veracity label.

3.3 Reference-less

The Ev²R reference-less scorers evaluate the retrieved evidence based only on the input claim (see top row in Figure 1). The scorer decomposes the claim c into atomic facts A_c and evaluates whether each fact $a_c \in A_c$ is addressed in the retrieved evidence \hat{E} and either supported or refuted information is provided. This results in following score:

$$s = \frac{1}{|A_c|} \sum_{a_c \in A_c} \mathbb{I}[a_c \text{ supported/refuted by } \hat{E}]$$

Iterating over each atomic fact $a_c \in A_c$, the indicator function \mathbb{I} returns 1 if the atomic fact a_c is either supported or refuted by the retrieved evidence \hat{E} and 0 otherwise. This approach, similar to the reference-based scorer, is inspired by FactScore (Min et al., 2023). However, unlike the reference-based evaluation, which extracts evidence for both gold and retrieved evidence, this method decomposes the claim to evaluate the retrieved evidence without relying on any additional reference. The key advantage of this method is that it does not require any annotated data. Moreover, we compare our proposed evaluation framework to five reference-based baseline metrics that have been used in previous research for evidence evaluation: RougeL, BLEU, BLEURT, METEOR, and Hungarian Meteor.

4 Evaluation of Ev²R

This section provides an overview of the systematic evaluation approaches we conducted as part of the meta-evaluation of Ev²R scorers. Meta-evaluation consists of evaluation with the help of human evaluators (see Section 4.1) and automated evaluation using so-called checklist tests (see Section 4.2).

4.1 Evaluation with Human Ratings

We conduct a meta evaluation with human raters to assess how well the scorers’ predictions correlate with human judgements. We evaluate this based on five dimensions (detailed below) inspired by previous work on NLG metrics.³

We asked annotators to rate retrieved evidence based on the following criteria while considering the provided reference evidence:

- (1) **Coverage** assesses how much of the reference evidence is covered by the retrieved evidence, whether the content, meaning, entities, etc., of the reference evidence are fully represented in the retrieved evidence.
- (2) **Coherence** captures whether the retrieved evidence is coherent, i.e., all sentences are connected sensibly and the evidence makes sense as a whole.
- (3) **Repetition** evaluates whether the retrieved evidence exhibits repetition of its content.
- (4) **Consistency** assesses if the retrieved evidence is logically consistent in itself.
- (5) **Relevance** measures how relevant the retrieved evidence is for the claim.
- (6) **Verdict Agreement** measures if the retrieved evidence results in the same verdict label as the reference evidence.

To assess the scorers, we considered two different data sources. First, we collected ratings for 100 randomly selected test data instances from the AVeriTeC test set (Schlichtkrull et al., 2023), along with the corresponding retrieved evidence from the AVeriTeC baseline system. Each sample was evaluated by two annotators, resulting in 200 annotations. The overall rating for each annotated sample and dimension was calculated as the average of both annotations. If the annotators disagreed on the verdict assigned to the retrieved evidence, a third annotator was assigned to the data instance, and majority voting was used to determine the final verdict. All human annotators were familiar with AFC research and were either computer science graduate students or postdocs.

The second source for evaluation was the AVeriTeC shared task submissions (Schlichtkrull et al., 2024). In collaboration with the organisers we obtained a random sample of evidence across all submitted systems, representing both high- and low-scoring systems. The participants were then asked to evaluate these samples. Thirteen partic-

³See appendix for annotation instructions and screenshots of the evaluation platforms.

ipating teams manually evaluated thirty evidence samples each, five of which were gold-labeled samples annotated by the ourselves. These gold-labeled samples were included to aid in the post-processing of the collected annotations and to assess their quality. Excluding the gold-labeled samples, resulted in a final set consisting of 278 evidence annotations.

4.2 Checklist Evaluation

Additionally, we evaluate the Ev²R scorers by assessing their sensitivity to automated perturbations in evidence data. Inspired by Ribeiro et al. (2020), we generated large-scale sets of so-called *checklist* tests by perturbing the claim and/or evidence. We included both semantics-preserving and semantics-modifying tests. For semantics-preserving tests, we change the claim and/or evidence such that the resulting evaluation score should not be affected, such as by introducing small typos. These tests assess the scorers’ robustness to semantically equivalent changes in the evidence data. On the other hand, we also create semantics-modifying tests by changing the evidence such that its meaning alters and subsequently scores should drop, for example, by removing a significant part of the evidence. To create tests with automated perturbations, we use the AVeriTeC test set as the basis.

Our tests focus on the seven different dimensions (see Table 4 in the appendix), the first two categories alter the semantics of the initial evidence, while the remaining ones preserve the evidence’s meaning.

4.3 Backbone models

In Section 3, we introduce a framework for evidence evaluation. As highlighted earlier, various language models can be integrated as backbone models within this framework. In this work, we assess the framework using five different LLMs.

For the prompt-based scorers, we integrate and assess GPT4o, Gemini 1.5 Pro, Gemini 1.5 Flash, and Llama 3.1 70B. GPT4o is a state-of-the-art model that demonstrates high performance across multiple benchmark datasets and domains (OpenAI, 2024). We also evaluate Gemini 1.5 Pro, which has shown strong performance in reasoning and long-context understanding tasks (Reid et al., 2024). To understand the framework’s scalability across different model sizes, we also evaluate Gemini 1.5 Flash, which is smaller than

the previous two models. Finally, we assess Ev²R prompt scorers using Llama 3.1 70B (Dubey et al., 2024) to understand how well our proposed scorers perform with state-of-the-art open-source models compared to the aforementioned closed-source models. Additionally, we experiment with a trained scorer that utilizes DeBERTa as the backbone model. Our goal here is to use a model that can be fine-tuned on the available computational resources (i.e., an A100 GPU). We selected DeBERTa due to its strong performance on fact-checking and natural language inference (NLI) benchmarks in fine-tuned settings.

5 Results and Discussion

In this section, we discuss the results obtained by evaluating the evidence scoring framework using three different datasets. First, we evaluate all Ev²R scorers based on the AVeriTeC subset, which was scored by human annotators (see Table 1). Second, we use human-evaluated system predictions from the AVeriTeC shared task (see Table 2). Finally, we compare all Ev²R scorers and baselines against each other based on the automatically generated adversarial tests (see Table 3). Following Fu et al. (2023), we measure the correlation between the Ev²R scorers and human ratings using Spearman (ρ) (Spearman, 1987) and Pearson correlation coefficients (r) (Pearson, 1896).

Ev²R scorers versus traditional metrics Our evaluation suggests that prompt-based Ev²R scorers provide a more accurate reflection of human ratings compared to traditional metrics, indicating their potential for evidence evaluation. The correlation coefficients for prompt-based scorers, especially the reference-based scorers, show higher correlation with human ratings than traditional metrics (e.g., ROUGE) across all categories. For instance, the reference-based recall scorer based on GPT4o achieves an average correlation score of 0.306 (r), outperforming all traditional metrics to a large extent. On the other hand, the trained Ev²R scorers show a comparable performance to baseline metrics while the proxy-reference scorer clearly outperforms baselines for categories such as verdict agreement and consistency.

Comparison: Reference-based, reference-less, and proxy-reference Among all prompt scorers (reference-based, reference-less, and proxy-reference), the reference-based Ev²R scorers con-

Scorer	Coverage		Coherence		Repetition		Consistency		Verdict Agree		Avg	
	ρ	r	ρ	r	ρ	r	ρ	r	ρ	r	ρ	r
Prompt Scorer GPT4o												
Ref-less	.226	.254	.032	.138	.044	.077	.072	.067	.031	.035	.093	.134
Ref-based (prec)	.458	.41	.304	.297	.148	.158	.147	.146	.262	.227	.248	.227
Ref-based (recall)	.509	.530	.354	.372	.235	.26	.156	.167	.269	.262	<u>.296</u>	.306
Proxy-ref	.114	.113	.122	0.131	.076	.094	.137	0.14	.499	.499	.199	.204
Prompt Scorer Gemini-Pro												
Ref-less	.459	.460	.262	.324	.138	.173	.353	.365	.333	.334	.309	.331
Ref-based (prec)	.492	.435	.323	<u>.329</u>	.115	.119	.083	.089	.132	.111	.228	.217
Ref-based (recall)	<u>.578</u>	<u>.565</u>	.309	.283	.210	.183	.015	.025	.257	.257	.273	.263
Prompt Scorer Gemini-Flash												
Ref-less	.347	.353	.183	.255	.124	.144	.283	.294	.348	.346	.257	.278
Ref-based (prec)	.532	.473	.305	.310	.164	.168	.053	.054	.161	.137	.244	.228
Ref-based (recall)	.619	.581	<u>.325</u>	.296	.168	.156	.147	.135	.226	.221	.297	<u>.278</u>
Prompt Scorer Llama 3.1												
Ref-less	.445	.425	.220	.319	.109	.156	.210	.225	.272	.250	.251	.275
Ref-based (prec)	.178	.157	.048	.088	-.141	-.093	.091	.112	.233	.246	.082	.102
Ref-based (recall)	-.028	.002	.036	.012	-.240	-.230	.125	.105	.148	.141	.008	.006
Trained Scorer												
Ref-based	.131	-.088	-.026	-.225	.182	.064	-.143	-.125	.207	.174	.076	-.020
Proxy-ref	.271	.225	.164	.039	.057	-.013	.320	.262	<u>.471</u>	<u>.485</u>	.29	.253
Baselines												
RougeL	.35	.259	.07	-.061	-.005	-.077	.079	-.017	.056	.052	.091	.016
BLEU	.281	.203	.253	.146	-.01	-.016	.063	.061	.144	.081	.133	.081
Meteor	.369	.338	.084	.11	.17	.182	-.06	-.048	.08	.054	.114	.106
H-METEOR	.136	.102	.093	.101	.043	-0.032	.113	.106	-.034	-.065	.039	.011

Table 1: Correlation between human-rated **subset of AVeriTeC test** and proposed scorers. We calculate correlation using the Spearman (ρ) and Pearson (r) correlation coefficients. Across all assessed dimensions (coverage, coherence, etc.), the proposed Ev²R scorers outperform the baselines, with prompt-based scorers yielding the highest average correlation scores.

sistently achieve higher correlation scores than the reference-less ones across the evaluated datasets. This is expected, as the availability of gold-annotated evidence, such as in the AFC datasets, aids in understanding and assessing predicted evidence. However, when compared to baseline models that rely on reference evidence for scoring, the Gemini Pro-based reference-less scorer also shows promising results.

Selection of backbone LLMs The results indicate that the choice of backbone LLMs does impact the performance of prompt Ev²R scorers to some extent, highlighting the importance of selecting appropriate models for optimal scoring performance. However, no single backbone model consistently outperforms its counterparts across all dimensions. For example, while the Gemini-based scorers outperforms in the coverage dimension, the GPT-4o-based scorer excels in the category of verdict agreement.

Comparing the scores obtained from the AVeriTeC test set evaluation (Table 1) with those from the shared task submissions (Table 2) reveals that some scorers, such as the reference-based (re-

call) ones, maintain consistent performance across datasets, while others do not. This difference in performance can be partially attributed to the distinct specifications of the two datasets. While the AVeriTeC subset (Table 1) was scored by two or three human evaluators (in cases of disagreement), it includes only evidence retrieved by a single system - the AVeriTeC baseline system. In contrast, the shared task predictions were extracted from all systems submitted to the AVeriTeC shared task.

Adversarial tests In Table 3, we assess the performance of Ev²R scorers across various adversarial tests. In most test categories, both the prompt-based reference scorers and the trained proxy-reference scorers demonstrate strong robustness. While test categories that introduce limited noise into the evidence data (e.g., typos or redundant words) lead to significant performance drops in baseline scorers and the trained reference-based scorer, they have little to no impact on the prompt-based and trained proxy-reference scorers. Results indicate that most of the proposed Ev²R scorers can handle linguistic variations and redundancy in evidence better than the baselines.

Scorer	Coverage		Coherence		Repetition		Consistency		Relevance		Verdict Agree		Avg	
	ρ	r	ρ	r	ρ	r	ρ	r	ρ	r	ρ	r	ρ	r
Prompt Scorer GPT4o														
Ref-less	.237	.261	.201	.254	-.006	-.009	.112	.118	.292	.360	.240	.243	.179	.205
Ref-based (prec)	.277	.270	.185	.191	-.089	-.090	.218	.242	.316	.313	.278	.256	.198	.197
Ref-based (recall)	.339	.334	.199	.197	-.140	-.105	.187	.190	.277	.269	.314	.284	.196	.195
Proxy-ref	.253	.306	.142	.201	.007	-.011	.133	.140	.182	.221	.523	.483	<u>.207</u>	<u>.223</u>
Prompt Scorer Gemini-Pro														
Ref-less	.287	.296	.208	.246	.012	.010	.092	.110	.203	.263	.262	.273	.177	.200
Ref-based (prec)	.304	.254	.186	.163	-.094	-.115	.193	.197	.270	.264	.237	.177	.183	.157
Ref-based (recall)	.398	.380	.282	.268	-.168	-.164	.199	.205	.248	.248	.285	.278	<u>.207</u>	.203
Prompt Scorer Gemini-Flash														
Ref-less	.275	.287	.256	.269	.027	.019	.147	.146	.287	.333	.230	.247	.204	.217
Ref-based (prec)	.086	.232	.105	-.004	-.481	-.450	.337	.181	.490	.368	-.290	-.205	.041	.020
Ref-based (recall)	.132	.270	.103	.106	-.577	-.619	.330	.291	.527	.531	-.190	-.039	.054	.090
Prompt Scorer Llama 3.1														
Ref-less	.297	.286	.222	.210	-.011	-.008	.134	.116	.227	.250	.215	.208	.150	.197
Ref-based (prec)	.341	.336	.178	.181	-.120	-.122	.080	.111	.131	.172	.216	.210	.138	.148
Ref-based (recall)	.299	.313	.174	.179	-.060	-.048	.148	.143	.175	.187	.128	.121	.144	.149
Trained Scorer														
Ref-based	.116	.033	.091	.063	-.133	.024	.057	.059	.145	.110	.151	.098	.055	.063
Proxy-ref	.338	.348	.230	.286	-.011	-.057	.293	.329	.298	.374	.487	.459	.265	.275
Baselines														
RougeL	.150	.169	.180	.190	.057	.040	.124	.131	.086	.099	.070	.097	.103	.119
BLEU	.236	.184	.180	.166	-.144	-.039	.040	.038	.107	.079	.166	.137	.094	.072
Meteor	.229	.240	.192	.191	-.150	-.132	.061	.064	.062	.076	.152	.159	.085	.100
H-METEOR	.005	-.024	.076	.057	.117	.025	.039	.024	.008	.003	-.029	-.019	.034	.003

Table 2: Correlation between human-rated **AVeriTeC shared task submissions** and proposed scorers. We calculate correlation using the Spearman (ρ) and Pearson (r) correlation coefficients.

5.1 Qualitative analysis of scorers

Through manual assessment of evidence evaluation by different scorers, we observe various strengths and limitations across reference-less, reference-based, and proxy-reference approaches.

Reference-less The reference-less Ev²R scorers evaluate supporting or refuting evidence accurately, but struggle with cases where there is not enough evidence as they lack any reference (i.e., evidence or verdict label) to compare the predicted evidence against. For example, for the claim “*France24 encouraging Niger Delta militants to fight for their right to equity in resource sharing.*” (id 20) in Table 8 in the appendix, the predicted evidence does not provide any supporting or refuting information. While it discusses groups in the Niger Delta, no information is given on whether France24 encourages them or not. Moreover, for some claims, unclear formulations pose challenges for reference-less scorers when extracting facts from the claims to evaluate against the predicted evidence. For instance, in claim “*Antifa vandalized the home of Missouri senator Josh Hawley in 4th of January 2021*” (593), it is unclear if ‘Antifa’ refers to a specific organisation, a left-wing coalition of organisations, or a

specific event such as a demonstration. Finally, reference-less scoring struggles with extensive evidence that includes both supporting and refuting information. On the other hand, breaking down the claim into multiple facts enhances understanding of more complex claims and their evaluation process. An example is claim “*Biden won fewer counties than Trump and Obama but more votes, suggesting election fraud in 2020.*” (648), which is decomposed into five facts (see Table 8 in the appendix).

Reference-based The reference-based approach allows for a more detailed evaluation by breaking down both reference and predicted evidence into atomic facts (see Table 5 in the appendix). Additionally, reference evidence provides extra context to the Ev²R scorer, which can be leveraged during the evaluation of retrieved evidence. Moreover, communicating precision and recall through distinct scores also enables a more detailed understanding of the predicted evidence. For instance, retrieved evidence may sometimes include excessive details compared to the reference, affecting precision but still yielding high recall scores. While this approach enhances the evaluation process, we observed some limitations during qualitative anal-

Dataset	METEOR	ROUGE	BLEU	BLEURT	Ref-less	Prompt ref-based		Trained ref-based	Proxy-ref
						Prec	Rec		
Completeness	-30.56	-53.19	-77.87	-143.70	<u>-91.76</u>	-21.2	-59.5	-82.68	-39.35
Random shuffle	-32.32	-89.94	-94.20	-1.02	0.55	-6.8	-6.0	<u>-92.32</u>	-32.22
Average	-31.44	-71.57	-86.04	-72.36	-45.61	-14.0	-32.75	-87.50	-35.79
Invariance contraction	-0.53	-0.97	-1.35	-1.65	0	-0.8	-0.7	0.02	-0.85
Invariance num2text	-8.34	-10.24	-14.10	-22.13	-3.85	<u>0.1</u>	0	-35.64	-4.02
Invariance text2num	-0.04	-0.90	-1.15	-0.81	-4.40	0	-0.3	<u>0.01</u>	-1.59
Invariance synonyms	-8.22	-36.64	-51.83	-51.00	-2.75	-11.6	-11.3	-85.71	-15.35
Redundancy sent	-26.16	-46.52	-56.15	-80.45	3.30	0	<u>-0.1</u>	-67.95	-5.04
Redundancy words	-5.73	-10.68	-32.69	-31.90	-2.75	<u>-1.0</u>	0.2	-52.55	-2.89
Fluency	-11.52	-23.33	-29.26	-41.69	-2.20	-4.3	-3.9	-57.12	<u>-2.6</u>
Noise	-31.82	-31.81	-31.81	-21.20	<u>-1.65</u>	-28.7	-2.2	-62.42	2.89
Argument structure	-0.01	<u>0</u>	<u>0</u>	<u>0</u>	1.65	<u>0</u>	<u>0</u>	-28.93	-0.74
Average	-10.33	-18.43	-23.94	-27.87	-15.04	-5.16	-2.9	-39.79	<u>-3.78</u>

Table 3: Results obtained for adversarial checklist tests as score difference (in %) between initial evidence and manipulated evidence. The evaluated prompt and trained Ev²R scorers use *GPT4o* and DeBERTa as base models, respectively. Overall, the prompt reference-based scorers and the proxy-reference scorers demonstrate the most robust performance on adversarial tests, as evidenced by the small performance drops.

ysis. One of the main challenges with reference-based scoring is that the predicted evidence often uses different information or reasoning chains than the reference evidence. Even when both reference and predicted evidence lead to the same conclusion (e.g., the claim is refuted as in Table 5 in the appendix), the score is generally lower compared to reference-less and proxy-reference scorers. For example, in Table 5 both pieces of evidence contradict the claim that Nigeria is the fifth largest recipient of diaspora remittances. However, the predicted evidence states that Nigeria is the sixth largest recipient, while the reference states it is the seventh largest. As a result, the scorer finds that the reference and predicted evidence do not fully align. Furthermore, retrieved evidence can sometimes include more details than the reference, which impacts precision but leads to a high recall.

Proxy reference Our analysis further shows that the proxy-reference Ev²R scorer often yields lower scores due to differences between predicted and reference evidence, particularly when one supports and the other refutes the given claim. For example, in Table 7 in the appendix, the predicted evidence supports the claim, while reference evidence does not. On the other hand, when the predicted evidence uses different information or reasoning approaches than the reference evidence but still reaches the same verdict (i.e., the proxy reference), the score tends to be higher compared to scores obtained from the reference-based scorers. However, minor numerical differences, such as in ID 56, can still result in diverging verdicts despite overall consistency between the reference and predicted evidence.

Overall, across all scores, when comparing the Ev²R scorers to the evaluated baselines, we find that repeated information in the predicted evidence and linguistic variations do not impact the scores, as the evaluation remains robust against these aspects. For example, in Table 6 in the appendix, the predicted evidence contains multiple repetitions and is significantly longer than the reference evidence. This results in relatively low METEOR and ROUGE scores of 0.26 and 0.11, while the reference-less, reference-based, and proxy reference scorer return the highest possible score of 1.

6 Conclusion

This paper introduced an evidence evaluation framework for AFC, proposing three types of evidence scorers: reference-less, reference-based, and proxy-reference evaluation. We evaluate the framework using the AVeriTeC dataset, including evidence retrieved by the AVeriTeC baseline system as well as submitted systems from the AVeriTeC shared task. We assess the proposed Ev²R scorers based on human ratings across multiple dimensions (e.g., coverage and relevance) and by testing their sensitivity to automated perturbations in the evidence data. Our results show that the reference-based atomic Ev²R scorers correlate best with human ratings and are robust to automated perturbations. However, they struggle with evidence that uses different information or reasoning chains than the reference evidence—a scenario where LLM-based reference-less and proxy-reference scorers perform better. Overall, our proposed Ev²R scorers excel compared to traditional evaluation metrics like METEOR and ROUGE.

Acknowledgements

We thank Nedjma Ousidhoum, Julian Eisenschlos, Oana Cocarascu, and Elena Simperl for their valuable feedback and suggestions about this work. Andreas Vlachos is supported by the ERC grant AVeriTeC (GA 865958). Michael Schlichtkrull is supported by the EPSRC grant AdSolve (EP/Y009800/1), a RAI UK Keystone project.

References

- Mubashara Akhtar, Michael Schlichtkrull, Zhi-jiang Guo, Oana Cocarascu, Elena Simperl, and Andreas Vlachos. 2023. [Multimodal automated fact-checking: A survey](#). In *Findings of the Association for Computational Linguistics: EMNLP 2023*, pages 5430–5448, Singapore. Association for Computational Linguistics.
- Mubashara Akhtar, Nikesh Subedi, Vivek Gupta, Sahar Tahmasebi, Oana Cocarascu, and Elena Simperl. 2024. [ChartCheck: Explainable fact-checking over real-world chart images](#). In *Findings of the Association for Computational Linguistics: ACL 2024*, pages 13921–13937, Bangkok, Thailand. Association for Computational Linguistics.
- Isabelle Augenstein, Christina Lioma, Dongsheng Wang, Lucas Chaves Lima, Casper Hansen, Christian Hansen, and Jakob Grue Simonsen. 2019. [MultiFC: A real-world multi-domain dataset for evidence-based fact checking of claims](#). In *Proceedings of the 2019 Conference on Empirical Methods in Natural Language Processing and the 9th International Joint Conference on Natural Language Processing (EMNLP-IJCNLP)*, pages 4685–4697, Hong Kong, China. Association for Computational Linguistics.
- Satanjeev Banerjee and Alon Lavie. 2005. [ME-THEOR: An automatic metric for MT evaluation with improved correlation with human judgments](#). In *Proceedings of the ACL Workshop on Intrinsic and Extrinsic Evaluation Measures for Machine Translation and/or Summarization*, pages 65–72, Ann Arbor, Michigan. Association for Computational Linguistics.
- Alberto Barrón-Cedeño, Tamer Elsayed, Reem Suwaileh, Lluís Màrquez, Pepa Atanasova, Wajdi Zaghoulani, Spas Kyuchukov, Giovanni Da San Martino, and Preslav Nakov. 2018. [Overview of the CLEF-2018 checkthat! lab on automatic identification and verification of political claims. task 2: Factuality](#). In *Working Notes of CLEF 2018 - Conference and Labs of the Evaluation Forum, Avignon, France, September 10-14, 2018*, volume 2125 of *CEUR Workshop Proceedings*. CEUR-WS.org.
- Asli Celikyilmaz, Elizabeth Clark, and Jianfeng Gao. 2020. [Evaluation of text generation: A survey](#). *CoRR*, abs/2006.14799.
- Jifan Chen, Grace Kim, Aniruddh Sriram, Greg Durrett, and Eunsol Choi. 2024. [Complex claim verification with evidence retrieved in the wild](#). In *Proceedings of the 2024 Conference of the North American Chapter of the Association for Computational Linguistics: Human Language Technologies (Volume 1: Long Papers)*, pages 3569–3587, Mexico City, Mexico. Association for Computational Linguistics.
- Jacob Devlin, Ming-Wei Chang, Kenton Lee, and Kristina Toutanova. 2019. [BERT: Pre-training of deep bidirectional transformers for language understanding](#). In *Proceedings of the 2019 Conference of the North American Chapter of the Association for Computational Linguistics: Human Language Technologies, Volume 1 (Long and Short Papers)*, pages 4171–4186, Minneapolis, Minnesota. Association for Computational Linguistics.
- Abhimanyu Dubey, Abhinav Jauhri, Abhinav Pandey, Abhishek Kadian, Ahmad Al-Dahle, Aiesha Letman, Akhil Mathur, Alan Schelten, Amy Yang, Angela Fan, Anirudh Goyal, Anthony Hartshorn, Aobo Yang, Archi Mitra, Archie Sravankumar, Artem Korenev, Arthur Hinsvark, Arun Rao, Aston Zhang, Aurélien Rodriguez, Austen Gregerson, Ava Spataru, Baptiste Rozière, Bethany Biron, Binh Tang, Bobbie Chern, Charlotte Caucheteux, Chaya Nayak, Chloe Bi, Chris Marra, Chris McConnell, Christian Keller, Christophe Touret, Chunyang Wu, Corinne Wong, Cristian Canton Ferrer, Cyrus Nikolaidis, Damien Allonsius, Daniel Song, Danielle Pintz, Danny Livshits, David Esiobu, Dhruv Choudhary,

- Dhruv Mahajan, Diego Garcia-Olano, Diego Perino, Dieuwke Hupkes, Egor Lakomkin, Ehab AlBadawy, Elina Lobanova, Emily Dinan, Eric Michael Smith, Filip Radenovic, Frank Zhang, Gabriel Synnaeve, Gabrielle Lee, Georgia Lewis Anderson, Graeme Nail, Grégoire Mialon, Guan Pang, Guillem Cucurell, Hailey Nguyen, Hannah Korevaar, Hu Xu, Hugo Touvron, Iliyan Zarov, Imanol Arrieta Ibarra, Isabel M. Kloumann, Ishan Misra, Ivan Evtimov, Jade Copet, Jaewon Lee, Jan Geffert, Jana Vranes, Jason Park, Jay Mahadeokar, Jeet Shah, Jelmer van der Linde, Jennifer Billock, Jenny Hong, Jenya Lee, Jeremy Fu, Jianfeng Chi, Jianyu Huang, Jiawen Liu, Jie Wang, Jiecao Yu, Joanna Bitton, Joe Spisak, Jongsoo Park, Joseph Rocca, Joshua Johnston, Joshua Saxe, Junteng Jia, Kalyan Vasuden Alwala, Kartikeya Upasani, Kate Plawiak, Ke Li, Kenneth Heafield, Kevin Stone, and et al. 2024. [The llama 3 herd of models](#). *CoRR*, abs/2407.21783.
- Esin Durmus, He He, and Mona Diab. 2020. [FEQA: A question answering evaluation framework for faithfulness assessment in abstractive summarization](#). In *Proceedings of the 58th Annual Meeting of the Association for Computational Linguistics*, pages 5055–5070, Online. Association for Computational Linguistics.
- Matan Eyal, Tal Baumel, and Michael Elhadad. 2019. [Question answering as an automatic evaluation metric for news article summarization](#). In *Proceedings of the 2019 Conference of the North American Chapter of the Association for Computational Linguistics: Human Language Technologies, Volume 1 (Long and Short Papers)*, pages 3938–3948, Minneapolis, Minnesota. Association for Computational Linguistics.
- Jinlan Fu, See-Kiong Ng, Zhengbao Jiang, and Pengfei Liu. 2023. [Gptscore: Evaluate as you desire](#). *CoRR*, abs/2302.04166.
- Ben Goodrich, Vinay Rao, Peter J. Liu, and Mohammad Saleh. 2019. [Assessing the factual accuracy of generated text](#). In *Proceedings of the 25th ACM SIGKDD International Conference on Knowledge Discovery & Data Mining, KDD 2019, Anchorage, AK, USA, August 4-8, 2019*, pages 166–175. ACM.
- L Graves. 2018. Understanding the promise and limits of automated fact-checking. Technical report.
- Lucas Graves. 2017. [Anatomy of a Fact Check: Objective Practice and the Contested Epistemology of Fact Checking](#). *Communication, Culture and Critique*, 10(3):518–537.
- Zhijiang Guo, Michael Schlichtkrull, and Andreas Vlachos. 2022. [A survey on automated fact-checking](#). *Transactions of the Association for Computational Linguistics*, 10:178–206.
- Pengcheng He, Xiaodong Liu, Jianfeng Gao, and Weizhu Chen. 2021. [Deberta: decoding-enhanced bert with disentangled attention](#). In *9th International Conference on Learning Representations, ICLR 2021, Virtual Event, Austria, May 3-7, 2021*. OpenReview.net.
- Benjamin D. Horne, Sara Khedr, and Sibel Adali. 2018. [Sampling the news producers: A large news and feature data set for the study of the complex media landscape](#). In *Proceedings of the Twelfth International Conference on Web and Social Media, ICWSM 2018, Stanford, California, USA, June 25-28, 2018*, pages 518–527. AAAI Press.
- Nannan Huang and Xiuzhen Zhang. 2021. [Evaluation of review summaries via question-answering](#). In *Proceedings of the The 19th Annual Workshop of the Australasian Language Technology Association*, pages 87–96, Online. Australasian Language Technology Association.
- Ziwei Ji, Nayeon Lee, Rita Frieske, Tiezheng Yu, Dan Su, Yan Xu, Etsuko Ishii, Yejin Bang, Andrea Madotto, and Pascale Fung. 2023. [Survey of hallucination in natural language generation](#). *ACM Comput. Surv.*, 55(12):248:1–248:38.
- Yichen Jiang, Shikha Bordia, Zheng Zhong, Charles Dognin, Maneesh Singh, and Mohit Bansal. 2020. [HoVer: A dataset for many-hop fact extraction and claim verification](#). In *Findings of the Association for Computational Linguistics: EMNLP 2020*, pages 3441–3460, Online. Association for Computational Linguistics.
- Hassan Kane, Muhammed Yusuf Kocyigit, Ali Abdalla, Pelkins Ajanoh, and Mohamed

- Coulibali. 2020. [NUBIA: NeUral based interchangeability assessor for text generation](#). In *Proceedings of the 1st Workshop on Evaluating NLG Evaluation*, pages 28–37, Online (Dublin, Ireland). Association for Computational Linguistics.
- Chin-Yew Lin. 2004. [ROUGE: A package for automatic evaluation of summaries](#). In *Text Summarization Branches Out*, pages 74–81, Barcelona, Spain. Association for Computational Linguistics.
- Alisa Liu, Swabha Swayamdipta, Noah A. Smith, and Yejin Choi. 2022. [WANLI: Worker and AI collaboration for natural language inference dataset creation](#). In *Findings of the Association for Computational Linguistics: EMNLP 2022*, pages 6826–6847, Abu Dhabi, United Arab Emirates. Association for Computational Linguistics.
- Sewon Min, Kalpesh Krishna, Xinxu Lyu, Mike Lewis, Wen-tau Yih, Pang Koh, Mohit Iyyer, Luke Zettlemoyer, and Hannaneh Hajishirzi. 2023. [FActScore: Fine-grained atomic evaluation of factual precision in long form text generation](#). In *Proceedings of the 2023 Conference on Empirical Methods in Natural Language Processing*, pages 12076–12100, Singapore. Association for Computational Linguistics.
- Preksha Nema and Mitesh M. Khapra. 2018. [Towards a better metric for evaluating question generation systems](#). In *Proceedings of the 2018 Conference on Empirical Methods in Natural Language Processing*, pages 3950–3959, Brussels, Belgium. Association for Computational Linguistics.
- Yixin Nie, Haonan Chen, and Mohit Bansal. 2019. Combining fact extraction and verification with neural semantic matching networks. In *Association for the Advancement of Artificial Intelligence (AAAI)*.
- Yixin Nie, Adina Williams, Emily Dinan, Mohit Bansal, Jason Weston, and Douwe Kiela. 2020. [Adversarial NLI: A new benchmark for natural language understanding](#). In *Proceedings of the 58th Annual Meeting of the Association for Computational Linguistics*, pages 4885–4901, Online. Association for Computational Linguistics.
- Jeppe Nørregaard and Leon Derczynski. 2021. [DanFEVER: claim verification dataset for Danish](#). In *Proceedings of the 23rd Nordic Conference on Computational Linguistics (NoDaLiDa)*, pages 422–428, Reykjavik, Iceland (Online). Linköping University Electronic Press, Sweden.
- OpenAI. 2023. [GPT-4 technical report](#). *CoRR*, abs/2303.08774.
- GPT4o OpenAI. 2024. Blog post: Hello gpt-4o. <https://openai.com/index/hello-gpt-4o/>. Accessed: 2024-10-23.
- Kishore Papineni, Salim Roukos, Todd Ward, and Wei-Jing Zhu. 2002. [Bleu: a method for automatic evaluation of machine translation](#). In *Proceedings of the 40th Annual Meeting of the Association for Computational Linguistics*, pages 311–318, Philadelphia, Pennsylvania, USA. Association for Computational Linguistics.
- Alicia Parrish, William Huang, Omar Agha, Soohwan Lee, Nikita Nangia, Alexia Warstadt, Karmanya Aggarwal, Emily Allaway, Tal Linzen, and Samuel R. Bowman. 2021. [Does putting a linguist in the loop improve NLU data collection?](#) In *Findings of the Association for Computational Linguistics: EMNLP 2021*, pages 4886–4901, Punta Cana, Dominican Republic. Association for Computational Linguistics.
- Karl Pearson. 1896. Vii. mathematical contributions to the theory of evolution.—iii. regression, heredity, and panmixia. *Philosophical Transactions of the Royal Society of London. Series A, containing papers of a mathematical or physical character*, (187):253–318.
- Machel Reid, Nikolay Savinov, Denis Teplyashin, Dmitry Lepikhin, Timothy P. Lillicrap, Jean-Baptiste Alayrac, Radu Soricut, Angeliki Lazaridou, Orhan Firat, Julian Schrittwieser, Ioannis Antonoglou, Rohan Anil, Sebastian Borgeaud, Andrew M. Dai, Katie Millican, Ethan Dyer, Mia Glaese, Thibault Sottiaux, Benjamin Lee, Fabio Viola, Malcolm Reynolds, Yuanzhong Xu, James Molloy, Jilin Chen,

- Michael Isard, Paul Barham, Tom Hennigan, Ross McIlroy, Melvin Johnson, Johan Schalkwyk, Eli Collins, Eliza Rutherford, Erica Moreira, Kareem Ayoub, Megha Goel, Clemens Meyer, Gregory Thornton, Zhen Yang, Henryk Michalewski, Zaheer Abbas, Nathan Schucher, Ankesh Anand, Richard Ives, James Keeling, Karel Lenc, Salem Haykal, Siamak Shakeri, Pranav Shyam, Aakanksha Chowdhery, Roman Ring, Stephen Spencer, Eren Sezener, and et al. 2024. [Gemini 1.5: Unlocking multimodal understanding across millions of tokens of context](#). *CoRR*, abs/2403.05530.
- Marco Tulio Ribeiro, Tongshuang Wu, Carlos Guestrin, and Sameer Singh. 2020. [Beyond accuracy: Behavioral testing of NLP models with CheckList](#). In *Proceedings of the 58th Annual Meeting of the Association for Computational Linguistics*, pages 4902–4912, Online. Association for Computational Linguistics.
- Ananya B. Sai, Akash Kumar Mohankumar, and Mitesh M. Khapra. 2023. [A survey of evaluation metrics used for NLG systems](#). *ACM Comput. Surv.*, 55(2):26:1–26:39.
- Aalok Sathe, Salar Ather, Tuan Manh Le, Nathan Perry, and Joonsuk Park. 2020. [Automated fact-checking of claims from Wikipedia](#). In *Proceedings of the Twelfth Language Resources and Evaluation Conference*, pages 6874–6882, Marseille, France. European Language Resources Association.
- Michael Schlichtkrull, Yulong Chen, Chenxi Whitehouse, Zhenyun Deng, Mubashara Akhtar, Rami Aly, Zhijiang Guo, Christos Christodoulopoulos, Oana Cocarascu, Arpit Mittal, James Thorne, and Andreas Vlachos. 2024. [The automated verification of textual claims \(averitec\) shared task](#). *CoRR*, abs/2410.23850.
- Michael Sejr Schlichtkrull, Zhijiang Guo, and Andreas Vlachos. 2023. [Averitec: A dataset for real-world claim verification with evidence from the web](#). *CoRR*, abs/2305.13117.
- Tal Schuster, Adam Fisch, and Regina Barzilay. 2021. [Get your vitamin C! robust fact verification with contrastive evidence](#). In *Proceedings of the 2021 Conference of the North American Chapter of the Association for Computational Linguistics: Human Language Technologies*, pages 624–643, Online. Association for Computational Linguistics.
- Tal Schuster, Darsh Shah, Yun Jie Serene Yeo, Daniel Roberto Filizzola Ortiz, Enrico Santus, and Regina Barzilay. 2019. [Towards debiasing fact verification models](#). In *Proceedings of the 2019 Conference on Empirical Methods in Natural Language Processing and the 9th International Joint Conference on Natural Language Processing (EMNLP-IJCNLP)*, pages 3419–3425, Hong Kong, China. Association for Computational Linguistics.
- Thomas Scialom, Sylvain Lamprier, Benjamin Piwowarski, and Jacopo Staiano. 2019. [Answers unite! unsupervised metrics for reinforced summarization models](#). In *Proceedings of the 2019 Conference on Empirical Methods in Natural Language Processing and the 9th International Joint Conference on Natural Language Processing (EMNLP-IJCNLP)*, pages 3246–3256, Hong Kong, China. Association for Computational Linguistics.
- Thibault Sellam, Dipanjan Das, and Ankur Parikh. 2020. [BLEURT: Learning robust metrics for text generation](#). In *Proceedings of the 58th Annual Meeting of the Association for Computational Linguistics*, pages 7881–7892, Online. Association for Computational Linguistics.
- Gautam Kishore Shahi and Durgesh Nandini. 2020. [Fakecovid- A multilingual cross-domain fact check news dataset for COVID-19](#). In *Workshop Proceedings of the 14th International AAAI Conference on Web and Social Media, ICWSM 2020 Workshops, Atlanta, Georgia, USA [virtual], June 8, 2020*.
- C. Spearman. 1987. [The proof and measurement of association between two things](#). *The American Journal of Psychology*, 100(3/4):441–471.
- James Thorne, Andreas Vlachos, Christos Christodoulopoulos, and Arpit Mittal. 2018a. [FEVER: a large-scale dataset for fact extraction and VERification](#). In *Proceedings of the 2018 Conference of the North American Chapter of the Association for Computational Linguistics: Human Language Technologies, Volume 1 (Long Papers)*, pages 809–819, New Orleans,

Louisiana. Association for Computational Linguistics.

James Thorne, Andreas Vlachos, Oana Cocarascu, Christos Christodoulopoulos, and Arpit Mittal. 2018b. [The fact extraction and VERification \(FEVER\) shared task](#). In *Proceedings of the First Workshop on Fact Extraction and VERification (FEVER)*, pages 1–9, Brussels, Belgium. Association for Computational Linguistics.

Jason Wei, Xuezhi Wang, Dale Schuurmans, Maarten Bosma, Brian Ichter, Fei Xia, Ed H. Chi, Quoc V. Le, and Denny Zhou. 2022. [Chain-of-thought prompting elicits reasoning in large language models](#). In *Advances in Neural Information Processing Systems 35: Annual Conference on Neural Information Processing Systems 2022, NeurIPS 2022, New Orleans, LA, USA, November 28 - December 9, 2022*.

Adina Williams, Nikita Nangia, and Samuel Bowman. 2018. [A broad-coverage challenge corpus for sentence understanding through inference](#). In *Proceedings of the 2018 Conference of the North American Chapter of the Association for Computational Linguistics: Human Language Technologies, Volume 1 (Long Papers)*, pages 1112–1122, New Orleans, Louisiana. Association for Computational Linguistics.

Tianyi Zhang, Varsha Kishore, Felix Wu, Kilian Q. Weinberger, and Yoav Artzi. 2020. [Bertscore: Evaluating text generation with BERT](#). In *8th International Conference on Learning Representations, ICLR 2020, Addis Ababa, Ethiopia, April 26-30, 2020*. OpenReview.net.

Wei Zhao, Maxime Peyrard, Fei Liu, Yang Gao, Christian M. Meyer, and Steffen Eger. 2019. [MoverScore: Text generation evaluating with contextualized embeddings and earth mover distance](#). In *Proceedings of the 2019 Conference on Empirical Methods in Natural Language Processing and the 9th International Joint Conference on Natural Language Processing (EMNLP-IJCNLP)*, pages 563–578, Hong Kong, China. Association for Computational Linguistics.

A Adversarial checklist tests

#	Test Type	Description
1	Completeness	Drops substantial parts of the evidence, causing the veracity label to change, i.e., $y \in \{\text{support}; \text{refute}\}$ to <i>not enough information (NEI)</i> . We expect Ev ² R scorers to react to these changes with a reduction in scores.
2	Random Shuffle	Randomly shuffles all words occurring in an evidence such that the resulting evidence text is not understandable.
3	Fluency	Semantics-preserving tests that (a) introduce typos or (b) drop stop words.
4	Invariance	Introducing invariant changes to the evidence data: (a) changing numbers to text (e.g., 2 to <i>two</i>); (b) changing numbers as text to numerals (e.g., <i>two</i> to 2); (c) replacing words in evidence by their synonyms; (d) introducing contractions (e.g., <i>we're</i> instead of <i>we are</i>).
5	Noise	Adds noise by inserting a random sentence from another evidence set in the dataset.
6	Redundancy	Introduces redundancy by duplicating sentences or words within sentences.
7	Argument Structure	Changes the order of evidence sentences to disrupt the logical flow of arguments.

Table 4: Categories of adversarial tests with descriptions.

B Prompt templates

C Evaluation examples

Id	Claim	Reference Evidence	Predicted evidence
602	Nigeria is the fifth largest receiver of diaspora remittances in the world.	<p><i>Which countries are the top 5 largest receivers of diaspora remittances in the world?</i></p> <p><i>In 2020, the top 5 countries were India, China, Mexico, the Philippines and Egypt.</i></p> <p><i>Where does Nigeria rank in the list of countries that are the largest receivers of diaspora remittances?</i></p> <p><i>Nigeria remains the seventh-largest recipient.</i></p> <p>(verdict: refuted)</p>	<p><i>What is the definition of diaspora remittances?</i></p> <p><i>Diaspora remittances are money transfers made by citizens living outside their home country.</i></p> <p><i>What is the ranking of Nigeria in terms of diaspora remittances?</i></p> <p><i>Nigeria is ranked as the sixth largest receiver of remittances in the world.</i></p> <p>(verdict: refuted)</p>

Table 5: Example from a system submitted to AVeriTeC shared task. Both reference and predicted evidence contradict the claim but represent alternative evidence paths.

D Human evaluation

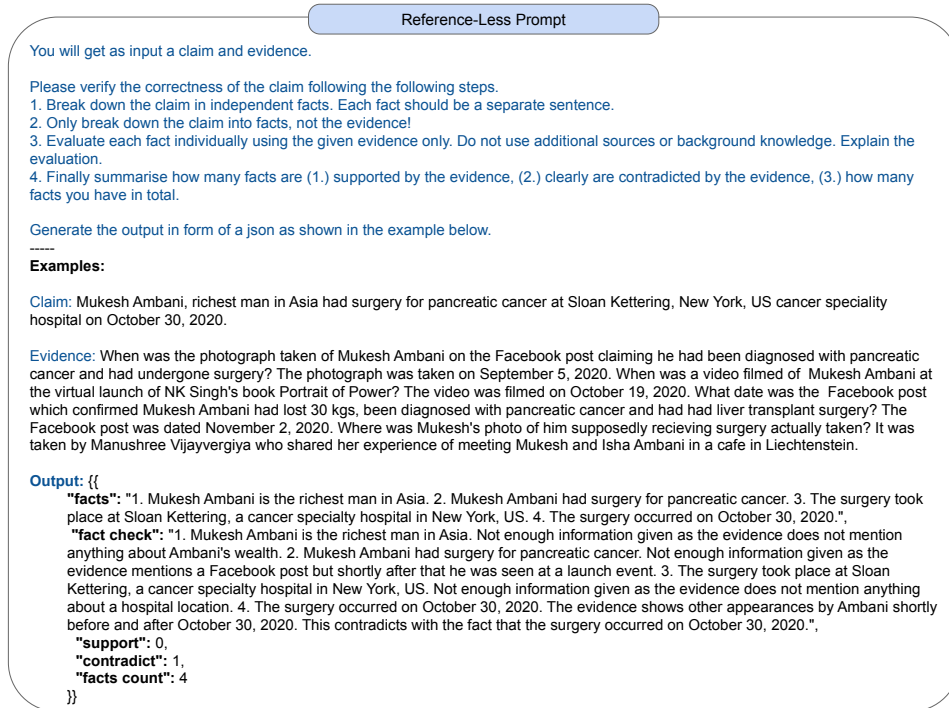


Figure 2: Prompt we used for the Ev²R reference-less prompt scorer. Given as input the claim and retrieved evidence, the scorer decomposes the claim and evaluates the resulting facts against the evidence data.

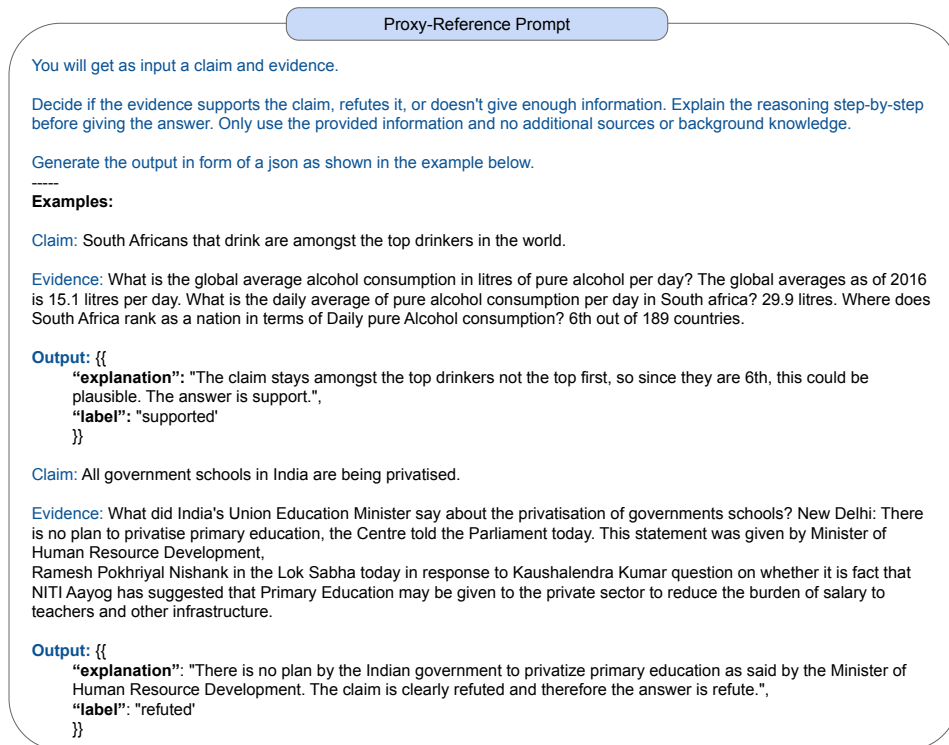


Figure 3: Prompt we used for the Ev²R proxy-reference prompt. We instruct the backbone LLM to reason over the retrieved evidence to predict a verdict label is assessed against the gold verdict label we use as proxy reference.

Reference-Based Prompt

You will get as input a claim, a reference evidence and a predicted evidence.

Please verify the correctness of the predicted evidence by comparing it to the reference evidence, following these steps:

1. Break down the PREDICTED evidence in independent facts. Each fact should be a separate sentence.
3. Evaluate each fact individually: is the fact supported by the REFERENCE evidence? Do not use additional sources or background knowledge.
4. Next, break down the REFERENCE evidence in independent facts. Each fact should be a separate sentence.
5. Evaluate each fact individually: is the fact supported by the PREDICTED evidence? Do not use additional sources or background knowledge.
5. Finally summarise (1.) how many predicted facts are supported by the reference evidence, (2.) how many reference facts are supported by the predicted evidence.

Generate the output in form of a json as shown in the examples below.

Examples:

Claim: Mukesh Ambani, richest man in Asia had surgery for pancreatic cancer at Sloan Kettering, New York, US cancer speciality hospital on October 30, 2020.

Reference evidence: When was the photograph taken of Mukesh Ambani, the richest man in Asia, on the Facebook post claiming he had been diagnosed with pancreatic cancer and had undergone surgery? The photograph was taken on September 5, 2020. When was a video filmed of Mukesh Ambani at the virtual launch of NK Singh's book Portrait of Power? The video was filmed on October 19, 2020. What date was the Facebook post which confirmed Mukesh Ambani had lost 30 kgs, been diagnosed with pancreatic cancer and had had liver transplant surgery? The Facebook post was dated November 2, 2020. Where was Mukesh's photo of him supposedly receiving surgery actually taken? It was taken by Manushree Vijayvergiya who shared her experience of meeting Mukesh and Isha Ambani in a cafe in Liechtenstein.

Predicted evidence: Who was the man who allegedly threatened Mukesh Ambani? Question answer: What was his name and where was he from? New Delhi: The man had allegedly called on the HN Reliance Foundation Hospital and issued threats to Mukesh Ambani in filthy language. What are the predictions by Chiragh Darwalla for Ambanis? Astrology Predictions for Mukesh Ambani by Astrologer Chirag Darwalla. Mukesh Ambani is an Indian industrialist and the chairman and managing director of Reliance Industries. What happened to Mukesh Ambanis net worth? Nov 2, 2020 Mumbai: Mukesh Ambani, Asia's richest man, lost as much as \$7 billion from his network as Reliance Industries Ltd.'s shares tumbled to the lowest price in more than three months following a.

Output: {{

"facts in predicted evidence": "1. A man allegedly called on the HN Reliance Foundation Hospital and issued threats to Mukesh Ambani. 2. Astrologer Chirag Darwalla issues predictions for Mukesh Ambani. 3. Mukesh Ambani is an Indian industrialist. 4. Mukesh Ambani is the chairman and managing director of Reliance Industries. 5. Mukesh Ambani is Asia's richest man. 6. Mukesh Ambani lost \$7 billion from his network as Reliance Industries Ltd.'s shares tumbled to the lowest price in more than three months."

"fact check predicted evidence": "1. A man allegedly called on the HN Reliance Foundation Hospital and issued threats to Mukesh Ambani. The reference evidence does not mention anything about a man calling and threatening Mukesh Ambani. Not enough information. 2. Astrologer Chirag Darwalla issues predictions for Mukesh Ambani. The reference evidence does not mention anything about an Astrologer giving predictions about Mukesh Ambani's future. Not enough information. 3. Mukesh Ambani is an Indian industrialist. The reference evidence does not mention that Mukesh Ambani is an Indian industrialist. Not enough information. 4. Mukesh Ambani is the chairman and managing director of Reliance Industries. The reference evidence does not mention that Mukesh Ambani is the managing director of Reliance Industries. Not enough information. 5. Mukesh Ambani is Asia's richest man. The fact 'Mukesh Ambani is Asia's richest man' is supported by the reference evidence. 6. Mukesh Ambani lost \$7 billion from his network as Reliance Industries Ltd.'s shares tumbled to the lowest price in more than three months. The reference evidence does not mention that Mukesh Ambani lost money or why he lost it. Not enough information."

"facts count predicted evidence": 6,

"support predicted evidence": 1,

"facts in reference evidence": "1. Mukesh Ambani is the richest man in Asia. 2. On September 5, 2020 a photograph of Mukesh Ambani was taken claiming he had been diagnosed with pancreatic cancer and had undergone surgery. 3. On October 19, 2020 a video of Mukesh Ambani was filmed at the virtual launch of NK Singh's book. 4. On November 2, 2020 a Facebook post was posted confirming that Mukesh Ambani had lost 30 kgs, been diagnosed with pancreatic cancer and had had liver transplant surgery. 5. A photo of Mukesh Ambani supposedly receiving surgery actually taken in Liechtenstein."

"fact check reference evidence": "1. Mukesh Ambani is the richest man in Asia. The predicted evidence mentions that Mukesh Ambani is Asia's richest man, this fact is hence supported. 2. On September 5, 2020 a photograph of Mukesh Ambani was taken claiming he had been diagnosed with pancreatic cancer and had undergone surgery. The predicted evidence does not mention anything about Mukesh Ambani's cancer diagnosis or surgery. Not enough information. 3. On October 19, 2020 a video of Mukesh Ambani was filmed at the virtual launch of NK Singh's book. Predicted evidence does not mention Ambani attending any book launch. Not enough information. 4. On November 2, 2020 a Facebook post was posted confirming that Mukesh Ambani had lost 30 kgs, been diagnosed with pancreatic cancer and had had liver transplant surgery. The predicted evidence does not mention any of this. Not enough information. 5. A photo of Mukesh Ambani supposedly receiving surgery was actually taken in Liechtenstein. The predicted evidence does not mention anything about a survey or Ambani being in Liechtenstein. Not enough information."

"facts count reference evidence": 5,

"support reference evidence": 1

}}

Figure 4: Prompt we used for the Ev²R reference-based prompt scorer. Both the reference evidence and the retrieved evidence are decomposed into atomic facts before assessing them against each other.

Id	Claim	Reference evidence	Predicted evidence
602	Global warming is occurring because of solar winds and changes in Earth's magnetic field.	<p><i>Does solar wind affect global warming?</i> <i>Most of the particles from solar wind is reflected back into space by the Earth's magnetic field. Because the energy does not reach our planet's surface, it has no measurable influence on surface temperature.</i></p> <p><i>Do changes in earth's magnetic field impact global warming?</i> <i>There's no known physical mechanism capable of connecting weather conditions at Earth's surface with electromagnetic currents in space.</i></p> <p><i>What is causing global warming?</i> <i>Scientists attribute the global warming trend observed since the mid-20th century to the human expansion of the "greenhouse effect" — warming that results when the atmosphere traps heat radiating from Earth toward space.</i></p>	<p><i>What causes global warming?</i> <i>Global warming is primarily caused by human activity, specifically the emission of carbon dioxide (CO2) and other greenhouse gases. These gases trap excess heat on Earth, leading to an increase in the planet's average temperature.</i></p> <p><i>What is the role of solar winds in global warming?</i> <i>Solar winds, consisting of charged particles emitted by the sun, do not contribute to global warming. Earth's magnetic field prevents most of these particles from interacting with Earth. Changes in the sun's behavior cannot explain modern global warming. The warming trend is caused by human-emitted greenhouse gases trapping excess heat on the Earth.</i></p> <p><i>Can changes in Earth's magnetic field cause global warming?</i> <i>No, changes in Earth's magnetic field do not have an impact on global temperatures.</i></p> <p><i>What is the scientific consensus on the cause of global warming?</i> <i>The scientific consensus on the cause of global warming is that it is primarily caused by human activities, particularly the burning of fossil fuels which leads to the emission of greenhouse gases into the Earth's atmosphere. [...]</i></p>

Table 6: Example for predicted evidence with repetitions.


Id	Claim	Reference evidence	Predicted evidence
56	Scotland is spending more on health per head than the rest of the UK.	<p><i>How much does the UK spend on healthcare?</i> <i>The UK as a whole spends the equivalent of one quarter of total public expenditure and £2,972 per capita in 2017.</i></p> <p><i>How much does Scotland spend on healthcare?</i> <i>Scotland spends 21 percent or £8bn on healthcare, per person £2,507.</i></p> <p><i>How much does Northern Ireland spend on healthcare?</i> <i>22 percent or £5bn and £2,616 per person.</i></p> <p><i>How much does Wales spend on healthcare?</i> <i>Wales spends 23 percent or £13.7bn and £2,546 per person.</i></p> <p><i>How much does England spend on healthcare?</i> <i>25 percent or £136.6bn and £2,427 per person.</i></p>	<p><i>What is the health spending per head in Scotland?</i> <i>In 2013/14, Scotland spent £2,187 per head in real terms.</i></p> <p><i>What is the health spending per head in England?</i> <i>In 2013/14, England spent £2,028 per head in real terms.</i></p> <p><i>How does the health spending per head in Scotland compare to the rest of the UK?</i> <i>Scotland continues to spend the most per head on health compared to the rest of the UK.</i></p> <p><i>What is the trend in health spending per head in the UK since 2003/04?</i> <i>All four countries of the UK spend more per head on health now than they did in 2003/04, but the trend has flattened since 2009/10.</i></p> <p><i>What is the health spending per head in Northern Ireland?</i> <i>In 2013/14, Northern Ireland spent £2,158 per head in real terms.</i></p> <p><i>What is the health spending per head in Wales?</i> <i>In 2013/14, Wales spent £2,026 per head in real terms. [...]</i></p>

Table 7: Example from systems submitted to AVeriTeC shared task (Schlichtkrull et al., 2024) extracted from manual evaluation of proxy-reference evaluation.

Id	Claim	Facts	Predicted evidence
20	France24 encouraging Niger Delta militants to fight for their right to equity in resource sharing.	<ol style="list-style-type: none"> 1. <i>France24 is encouraging Niger Delta militants.</i> 2. <i>The encouragement is to fight for their right to equity in resource sharing.</i> 	<p><i>Since groups in the Niger Delta could not be mobilising simply for the sake of doing so, the insight that these analysts attempt to proffer is that the Niger Delta mobilisation must be for the maximisation of sectional interests, with the non-producing ethnic groups a target of their grievance.</i></p>
593	Antifa vandalized the home of Missouri senator Josh Hawley in 4th of January 2021	<ol style="list-style-type: none"> 1. <i>Antifa vandalized the home of Missouri senator Josh Hawley.</i> 2. <i>The vandalism occurred on January 4, 2021.</i> 	<p><i>Was there any evidence linking Antifa to the vandalism of Missouri senator Josh Hawley's home on January 4, 2021?</i></p> <p><i>In Newark, New Jersey, police and FBI investigators had identified "a probable 'Antifa' related individual," who was arrested for possessing a knife, a hatchet, and a jar of gasoline.</i></p> <p><i>Where was Senator Josh Hawley residing at the time of the alleged Antifa vandalism on January 4, 2021?</i></p> <p><i>who was living in Omaha. Antifa Nebraska printed thousands. [...]</i></p>
648	Biden won fewer counties than Trump and Obama but more votes, suggesting election fraud in 2020.	<ol style="list-style-type: none"> 1. <i>Biden won fewer counties than Trump.</i> 2. <i>Biden won fewer counties than Obama.</i> 3. <i>Biden won more votes than Trump.</i> 4. <i>Biden won more votes than Obama.</i> 5. <i>This suggests election fraud in 2020.</i> 	<p><i>Did the increase in votes for Biden suggest any irregularities in the 2020 election? The claim that Biden won fewer counties than Trump and Obama but more votes doesn't necessarily suggest election fraud. It is possible for a candidate to win more votes by appealing to a broader base of voters in specific key areas, regardless of the number of counties won. Such an analysis requires a comprehensive understanding of the electoral process, including voter turnout, population distribution, and voting patterns. Without specific evidence of fraud, the claim lacks substantial support.</i></p>

Table 8: Examples from systems submitted to AVeriTeC shared task. The second column depicts *Facts* that are have been extracted from the respective claim for reference-less evidence evaluation.

Evidence Evaluation for AVERITEC System Predictions

mubashara.ak@gmail.com [Switch account](#)

Intro

Thank you for helping to evaluate the AVeriTeC shared task submissions!

For the shared task (<https://fever.ai/task.html>), many teams have submitted predictions, including claim labels and evidence. Your task is to rate these submissions to support a detailed study of the results.

Please find the selected submissions you need to rate in this folder (select the file named with your team name):

Each example provided for evaluation consists of the following fields:

1. The **claim ID**
2. The **claim**
3. The **predicted label**
4. The **predicted evidence** extracted from a shared task submission (incl., the scraped text if available)
5. The **reference evidence** for the same claim (i.e., the "gold" evidence)

Back

Next

Clear form

Figure 5: Platform for human evaluation of retrieved evidence from systems submitted to the AVeriTeC shared task.

Claim Verdict based on Predicted Evidence

On this page, please do the following:

1. Check if the **predicted evidence** contains major errors that warrant skipping the example.
2. Label the claim based on the **predicted evidence** as one of the following:
 - **Supported**
 - **Refuted**
 - **Not Enough Evidence**
 - **Conflicting Evidence/Cherry-picking**

Enter [Claim ID] below: *

Your answer

Enter [Claim] below: *

Your answer

Enter the [Predicted Evidence] text below: *

Your answer

1. Does the **predicted evidence** contain any of the following three major errors? If *
yes, which of the following holds for the **predicted evidence**?

☐ Yes, the evidence is ENTIRELY EMPTY

☐ Yes, the evidence is NOT UNDERSTANDABLE AT ALL

☐ Yes, the evidence is COMPLETELY IRRELEVANT to the claim

☐ No major errors. AT LEAST SOME PART of the evidence is non-empty, understandable, and related to the claim.

Figure 6: Platform for human evaluation of retrieved evidence from systems submitted to the AveriTeC shared task.

For the following question:

If you selected "Yes, ..." for the last question (first three options), please skip the question below and submit your response.

If you selected the last option, "No major errors. [...]", proceed to the next question. For the next question, review 1.) the claim and 2.) the **predicted evidence**.

2. Now, decide if the **claim** is (a.) **supported** by the **predicted evidence**, (b.) **refuted**, (c.) **not enough evidence** is given (if there isn't sufficient evidence to either support or refute it), (d.) **conflicting evidence/cherry-picking** (if the claim has both supporting and refuting evidence).

☐ a. supported

☐ b. refuted

☐ c. not enough information

☐ d. conflicting/cherry-picking

3. If you selected options a.) supported, b.) refuted, or d.) conflicting/cherry-picking, please copy from the field "**scraped text**" (if it is available) the text which supports your decision.

Your answer

[Back](#)[Next](#)

[Clear form](#)

Figure 7: Platform for human evaluation of retrieved evidence from systems submitted to the AveriTeC shared task.

Rating of Predicted Evidence

Rate the predicted evidence by answering the questions below.

For the first question, you will need to compare the **predicted evidence** to the **reference evidence**.

1. Semantic Coverage

Evaluate **how much of the reference evidence is covered by the predicted evidence**. Compare the two based on their content (e.g., meaning, the extent to which entities in the reference evidence are represented in the predicted evidence, etc.).

1 score: The predicted evidence covers none of the reference evidence.

2 scores: Very little of the reference evidence is covered.

3 scores: Approximately half of the reference evidence is covered.

4 scores: Most of the reference evidence is covered.

5 scores: Everything mentioned in the reference evidence is covered by the predicted evidence.

1	2	3	4	5
<input type="radio"/>	<input type="radio"/>	<input type="radio"/>	<input type="radio"/>	<input type="radio"/>

Figure 8: Platform for human evaluation of retrieved evidence from systems submitted to the AveriTeC shared task.

For the questions below, you will only need to look at the **predicted evidence**!

2. Coherence

Evaluate the coherence of the **predicted evidence** by assessing if all sentences are logically and meaningfully connected to one another, and if the evidence makes sense as a whole.

1 score: Not coherent at all.

2 scores: Most of the text is incoherent, with sentences disconnected and the overall meaning unclear.

3 scores: Approximately half of the evidence is coherent, while the rest is not.

4 scores: Almost every sentence is coherent, and the evidence mostly makes sense as a whole, with some minor mistakes.

5 scores: Very coherent; the entire text forms a unified and logical body.

1

2

3

4

5

☐

☐

☐

☐

☐

Figure 9: Platform for human evaluation of retrieved evidence from systems submitted to the AveriTeC shared task.

3. Repetition

Evaluate the **predicted evidence** for any repetition.

1 score: A lot of repetition; most of the evidence text is redundant.

2 scores: A significant portion of the text repeats the same information.

3 scores: Approximately half of the text is repeated content.

4 scores: Minor repetitions in the text.

5 scores: No repetition at all.

1

2

3

4

5

☐

☐

☐

☐

☐

Figure 10: Platform for human evaluation of retrieved evidence from systems submitted to the AveriTeC shared task.

4. Consistency

Evaluate the consistency of the **predicted evidence** in the information it provides.

1 score: Not consistent at all; contains a lot of conflicting and/or illogical information.

2 scores: Most of the evidence is inconsistent, with major parts that conflict or are illogical.

3 scores: Approximately half of the evidence is consistent, but there are significant conflicts or illogical information.

4 scores: The evidence is mostly consistent, with a few minor issues such as confusion of dates, names, or other details.

5 scores: The evidence is very consistent, with no conflicting or illogical information.

1

2

3

4

5

☐

☐

☐

☐

☐

Figure 11: Platform for human evaluation of retrieved evidence from systems submitted to the AveriTeC shared task.

5. Relevance to Claim

Evaluate how relevant the **predicted evidence** is to the claim.

1 score: Not relevant at all; the evidence does not relate to the claim in any meaningful way.

2 scores: Mostly irrelevant, with only a small portion of the evidence having minor relevance to the claim.

3 scores: Approximately half of the evidence is relevant to verifying the claim, while the rest is redundant or unrelated.

4 scores: Most of the evidence is relevant, with some minor irrelevant or redundant parts.

5 scores: Very relevant; the evidence is entirely focused on verifying the claim without any irrelevant information.

1

2

3

4

5

☐

☐

☐

☐

☐

Back

Submit

Clear form

Figure 12: Platform for human evaluation of retrieved evidence from systems submitted to the AveriTeC shared task.