

# On-Device Emoji Classifier Trained with GPT-based Data Augmentation for a Mobile Keyboard

Hossam Amer, Joe Osborne, Michael Zaki and Mohamed Affify

Microsoft

{hossamamer, joe.osborne, michael.zaki, mafify}@microsoft.com

## Abstract

Emojis improve communication quality among smart-phone users that use mobile keyboards to exchange text. To predict emojis for users based on input text, we should consider the on-device low memory and time constraints, ensure that the on-device emoji classifier covers a wide range of emoji classes even though the emoji dataset is typically imbalanced, and adapt the emoji classifier output to user favorites. This paper proposes an on-device emoji classifier based on MobileBert with reasonable memory and latency requirements for SwiftKey. To account for the data imbalance, we utilize the widely used GPT to generate one or more tags for each emoji class. For each emoji and corresponding tags, we merge the original set with GPT-generated sentences and label them with this emoji without human intervention to alleviate the data imbalance. At inference time, we interpolate the emoji output with the user history for emojis for better emoji classifications. Results show that the proposed on-device emoji classifier deployed for SwiftKey increases the accuracy performance of emoji prediction particularly on rare emojis and emoji engagement.

## 1 Introduction

Emojis improve communication quality among smart-phone users in different text applications (Tomihira et al., 2018; Cappallo et al., 2018). For example, emoji usage in tweets has been steadily increasing over the years leading to a 25% increase in engagement for tweets that feature at least one emoji (Agnew, 2017; McShane et al., 2021; López and Cap, 2017). Thus, on-device prediction of emojis describing the user input message’s intent is a valuable feature for mobile keyboards (Chen and Li, 2024). Microsoft SwiftKey is a virtual keyboard app originally developed by TouchType serving many users and languages. This paper targets SwiftKey and proposes an on-device emoji classifier model constrained by decreased mem-

ory usage and low-latency while providing quality predictions.

On top of the on-device constraints, emoji classification comes with two unique challenges. First, the possible outputs of an emoji classifier are naturally numerous, context-dependent, and user-dependent. For example, a user inserting the laughing face many times may prefer to see the laughing emoji predicted first in the predictions regardless the message’s context. Second, the emoji dataset distribution is naturally imbalanced where emojis such as laughing face appear way more frequently than other rare emojis such as food.

This paper proposes an on-device emoji classifier trained with a new data augmentation method based on GPT that accounts for imbalanced emoji dataset distribution in numerous emoji classes. First, we provide emoji classification performance to size trade-off comparison between different models that led to selecting a quantized version of the MobileBert transformer as our on-device classifier architecture (Sun et al., 2020). To tackle the imbalanced emoji distribution, we prompt GPT to create one or more tags for each emoji (Brown et al., 2020; Lee et al., 2021; Meng et al., 2022) (see Figure 1). Using each of the emoji-tag mapping, we instruct GPT to generate synthetic sentences for this tag and we label the sentence with the associated emoji without requiring any human intervention. The training set is finally a concatenation of this synthetically created keyword set and other human written training sets. Besides, we leverage a method that reranks the proposed emoji classifier output based on the history of emoji user choices at inference time to adapt the output emoji classes to user preferences.

Experimental results show that the proposed on-device emoji classifier with different number of output classes gains from the proposed augmentation and user history reranking. These offline experimentation ends with the latency required for the on-device emoji classifier and is further verified

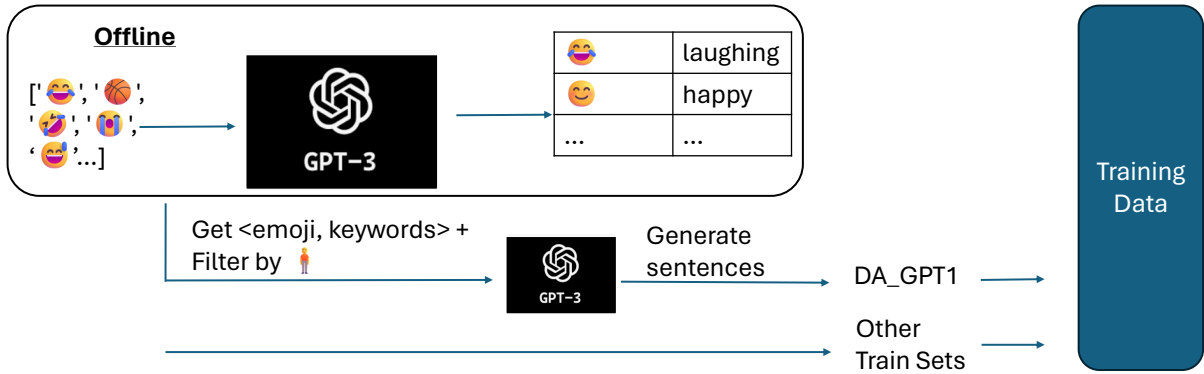


Figure 1: Proposed Data Augmentation Method based on GPT.

via live results from real users. Contributions of this paper are summarized below:

- Propose and develop an on-device emoji classifier that respects the on-device memory and latency constraints and runs in SwiftKey. (Section 3.1).
- Utilize GPT to alleviate the imbalanced nature of the emoji distributions. (Section 3.2).
- Leverage a method to rerank the emoji classifier outputs with the user history to adapt the output to user choices (Section 3.4).
- We deployed the proposed emoji classifier as part of SwiftKey. (Section 4.3, 4.4)

The paper unfolds as follows: Section 2 introduces related work to emoji classification. Section 3 describes the proposed on-device emoji classifier with the data augmentation and reranking methods. This is followed by experimental results for this classifier on 3 different datasets and live experiments in Section 4. Finally, Section 5 concludes the paper.

## 2 Related Work

Different relevant work streams in the literature mitigated both on-device constraints and emoji classification challenges, which could be divided into two classes: multi-label emoji classification and single-label emoji classification.

The first class focuses on predicting combination of emojis based on the input text (Lin et al., 2019; Peng and Zhao, 2021; Lee et al., 2022). For example, (Peng and Zhao, 2021) proposed an encoder-decoder model to predict combinations of 32 emojis. (Lee et al., 2022) suggested a different approach by introducing an LSTM architecture to predict combinations of 64 emojis and explored the correlation between emoji and emotion, which showed better performance than (Peng and Zhao, 2021). However, they did not consider numerous

emojis in their classifications. (Peng et al., 2023) showed a successful approach to translate an input text to a combination of emojis while using synthetically generated samples from GPT. However, they did not consider the on-device low-latency and memory constraints for the modelling part. In addition, (Kumar et al., 2021) presented another method to detect emoji boundary in input text and proposed an LSTM based architecture to predict combination of emojis. In Section 3.1, we will show that the Bert based architectures perform better than LSTM.

The goal of the second class is single-emoji classification from the input text. For instance, (Barbieri et al., 2017) proposed a Bidirectional Long Short-term Memory Networks (BLSTMs) model to classify among 20 most frequent emojis. Along the same line, (Barbieri et al., 2018c; Felbo et al., 2017) introduced an LSTM architecture with label-wise attention targeting the SemEval 2018 Shared Task (Barbieri et al., 2018b) and another dataset with at most 200 emojis. The paper for SemEval task is for predicting the most likely emoji out of 20 emojis to be used along with a tweet, which did not report results for the transformer architectures. (Barbieri et al., 2020; Gamal et al., 2023) introduced emoji classifiers via transformers, but did not consider on-device latency and memory constraints. These constraints were not also covered by (Gandhi et al., 2022) in the Bert-based emoji classifier trained to predict 700 emojis with traditional sampling and cost-sensitive training techniques to account for imbalanced distribution of emoji dataset. Furthermore, (Choudhary et al., 2018) proposed Siamese networks and focused on the performance of emoji classification of low-resource languages. (Ramaswamy et al., 2019) successfully implemented an on-device emoji classifier for GBoard’s emoji prediction using an LSTM

architecture, which is relatively low in computational requirements. Results in this paper were for English with only 100 emoji classes, which are not numerous.

Building on top of the literature, we focus on single-emoji classification and propose an on-device emoji classifier for SwiftKey that works relatively well on the imbalanced emoji dataset distribution especially when the number of classes are numerous, user favorites need to be considered, and latency/memory requirements are necessary.

### 3 On Device Emoji Classifier

#### 3.1 Model Selection and Quantization

In this section, we describe a series of experiments undertaken to select a model architecture, ultimately choosing MobileBert with 2 layers as our on-device emoji classifier (Sun et al., 2020).

The first experiment trains and tests LSTM, DeepMoji (Felbo et al., 2017), and MobileBert using a mixture of tweets for the 50 most frequent emoji classes (Eisner et al., 2016; Ma et al., 2020). LSTM that is often reported as an emoji classifier in the literature. The MobileBert size is 46MB, LSTM size is 54MB, and DeepMoji model size is 88MB, while MobileBert is getting higher Top-3 Macro F1 (see Table 1 for F1 scores). With these results, Bert-like architectures (Devlin et al., 2018) and specifically MobileBert is a good candidate for the proposed on-device emoji classifier given its accuracy and size trade-off.

This observation is also confirmed when we train both an LSTM and Bert architectures on the 20-class SemEval dataset for 30 epochs with the AdamW optimizer and 1e-4 learning rate (Gamal et al., 2023). SemEval dataset is a widely-used dataset for emoji classification benchmarking and competition that consists of 1.3 million examples of sentences and their corresponding emoji ground-truth. Our experiments along with results shared in (Barbieri et al., 2018a) show that the top-1 F1 score and top-3 F1 score for the Bert and LSTM models on SemEval are 38%, 30% and 60%, 52%, respectively, which confirms that Bert-like and particularly MobileBert is eligible for the on-device emoji classifier (See Table 3 in (Barbieri et al., 2018b)).

To further decrease the size for the MobileBert on-device classifier while assessing its performance on larger classes, we train MobileNet for 5 epochs while taking one layer, 2 layers, and 3 layers from the architecture on another 100-class mixture of

Model	Top-1 Macro F1	Top-3 Macro F1
LSTM	10%	24%
DeepMoji	12%	12%
MobileBert	13.7%	27.9%

Table 1: Performance Comparison between MobileBert and other Models on 50 most frequent emojis.

tweets (see Table 2). MobileBert with 2 layers shows a good accuracy performance at a relatively small runtime memory of 11MB. According to our simulations, this accuracy performance is insignificantly impacted by the int8 quantization while reducing the size further from 11MB to 3MB. With these results, we declare MobileBert with 2 layers as our proposed on-device emoji classifier that we serve in ONNX format for compatibility and ease of deployment (developers, 2021).

Model	Top-3 Macro F1	Size (MB)
MobileBert-1Layer	7.1%	7.2
MobileBert-2Layers	7.8%	11
MobileBert-3Layers	7.8%	14.7

Table 2: Subset of 100-class MobileBert Transformer Accuracy and Size Trade-off.

#### 3.2 Dataset Construction and Augmentation

As reported in the literature, emojis dataset distribution is imbalanced (Ramaswamy et al., 2019). This imbalance poses challenges in training an emoji classifier especially when this emoji classifier should cover a large portion of the emoji classes. A user study is conducted to understand this phenomenon. In more detail, we plot in Figure 2 the percentage of emoji-containing sentences covered by the Top-K emoji on y-axis and K emojis on the x-axis. These sentences are given by SwiftKey users after taking their consent and removing sensitive information. It’s seen that 88.5% when the emoji classifier classes are 90 (90C), 98.5% of coverage is achieved with 590C, while it’s almost 99% with 1090C.

With the shown scarcity of emojis at the tail of the distribution, we utilize GPT-3.5 turbo to augment the training data by synthetically generated examples. Figure 1 shows this method. First, we offline transliterate emojis into their textual meanings using several calls of GPT 3.5 turbo. An emoji may have one or more textual meanings. As soon as we create the emoji to keywords mappings, the authors scan these keywords to reduce any responsible AI or illogical mappings that could come out of the GPT. Then, for each mapping, we instruct

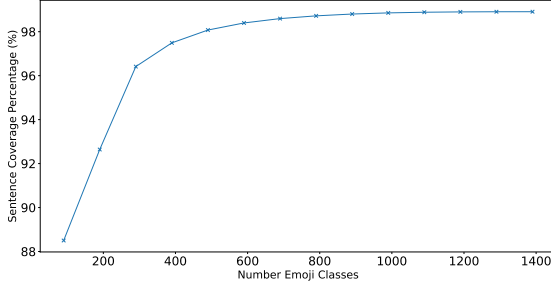


Figure 2: Number of Emoji classes versus Percentage of sentences that these emojis are used.

GPT to create a sentence with this keyword for which we insert its associated emoji as a label for this sentence. The latter process runs with automatic labeling without human intervention. We believe that the main benefit of this augmentation is not only additional sets particularly for the rare emojis, but also the method’s flexibility to add any new uncovered keywords for emojis. Our prompt is presented as follows:

*Get me a textual description consisting of only one word for <emoji> separated by comma.*

This generated keyword based set is merged with other human written training sets. With this merge, the proposed classifier is trained for two factors simultaneously: emoji transliteration and context understanding for emojis. If a user writes a word in the input that corresponds to an emoji, then it is likely that this user wishes to see this emoji among the output predictions. In addition, the user will want to see emojis describe the overall context of the input sentence.

### 3.3 Training Procedure

We trained the proposed MobileBert with 2 layers in PyTorch via stochastic gradient descent. We utilized GPU training via one NVIDIA A100 GPU with a batch size of 256 for 10 epochs of 3000 steps with learning rate of  $2e-4$ . Weight decay is enabled with decaying factor of 0.01 and maximum sequence length of 50 tokens. The training dataset is a concatenation of synthetic set generated by GPT as explained in Section 3.2 and data logged from SwiftKey users who have opted to periodically share anonymized snippets of text typed in selected apps. All personally identifiable information is stripped from these logs. The logs are filtered further to only include sentences that are labeled as English with high confidence by a language detection model (Botha et al., 2017; McMahan et al.,

2017). The subset of logs used for training contain approximately 12 million snippets containing emoji. The GPT generated set is about 4 million examples. For validation, our user set is about 69,000 samples concatenated with GPT generated sets of 292,000 samples.

### 3.4 Emoji Classifier Reranking by User Favorites

The output emoji class at inference time should not only depend on the message’s context but also the emoji user favorites. For example, a user inserting the laughing face many times may want to see the laughing emoji appear first in the predictions regardless the message’s context. For this reason, we rerank the the probability distribution output from the on-device emoji classifier based on the user favorites probability distribution for an input message  $m$  as follows:

$$P(\text{emoji}|m) = P_{\text{model}}(\text{emoji}|m) \cdot P_{\text{favorites}}(\text{emoji})^{\frac{\alpha}{1-\alpha} \cdot \frac{\min(s, N_{\text{favorites}})}{s}} \quad (1)$$

where  $P_{\text{model}}(\text{emoji}|m)$  is the probability determined by the emoji classifier, and  $P_{\text{favorites}}(\text{emoji})$  represents the probability of the emoji being a user favorite. The parameter  $\alpha$  is the reranking coefficient that ranges between 0 and 1.

The probability  $P_{\text{favorites}}(\text{emoji})$  is calculated as the number of times an emoji has been inserted divided by the total number of insertion events.  $N_{\text{favorites}}$  denotes the number of unique emojis that have been inserted. The parameter  $s$ , empirically set to 4, is used to lessen the influence of favorites when the number of unique emoji insertions is low.

Equation 1 enables the favorites probability distribution to re-rank the output of the emoji model, thus adapting to each user’s preferences. As  $\alpha$  increases, the impact of the favorites probability decreases while the influence of the emoji model increases, and vice versa.

## 4 Experimental Results

In this section, we present the evaluation results for the proposed on-device emoji classifier with GPT-based data augmentation. We show our results based on three different versions of MobileBert emoji classifier: with 90 classes (90C), 590 classes

(590C), 1090 classes (1090C). The emoji classes in the latter models are selected based on popularity in a descending order as indicated by Figure 2. For evaluation, we utilize three different inhouse testing datasets: D1 with 12426 sentences, D2 with 68804 sentences, and D3 with 1105 sentences. These three datasets are logged from SwiftKey users who have opted to periodically share anonymized snippets of text in selected apps after removal of sensitive information. In particular, D2 is logged from the largest user set (50K). Model quality is evaluated using Hit@1 and Hit@24, defined as the ratio of accurate top-1 and top-24 emoji predictions, respectively, to the total number of examples containing emoji. Hit@24 evaluation metric is selected because SwiftKey displays the top-24 emojis on the predictive panel.

#### 4.1 Offline Accuracy Comparisons

Tables 3 and 4 show the performance for all models under test. We can observe that increasing the number of classes for the on-device emoji classifier lead to increasing the evaluation metrics because there is more coverage for the emoji classes. For example, the 1090C model has a Hit@24 of 10.7% better than the 90C model. These results go together with the increased coverage shown in Figure 2.

Model	D1_Hit1 (%)	D2_Hit1 (%)	D3_Hit1 (%)
90C	24.7%	12.1%	31.2%
590C	25.4%	18.7%	34.3%
1090C	25.3%	20.9%	35.1%

Table 3: Emoji Hit@1 without Augmentation.

Model	D1_Hit24 (%)	D2_Hit24 (%)	D3_Hit24 (%)
90C	70.42%	36.7%	67.5%
590C	77.2%	54.5%	78.3%
1090C	77.35%	57.0%	78.2%

Table 4: Emoji Hit@24 without Augmentation.

Our evaluation metrics improve further when the proposed data augmentation is added during training for the models under test especially for rare emojis. As indicated in Table 5, Hit@1 and Hit@24 reached 21.5% and 58.2% on D2 due to the data augmentation on the 1090C model instead of 20.9% and 57% without augmentation.

To further understand these results, we analyze the impact of the data augmentation procedure on the last quarter of rare emojis using D2. The Hit@1 and Hit@24 for D2 on the last quarter of emojis

using 1090C without augmentation are 2.5% and 6.8%, respectively, while they are 7.1% and 16.7% for 1090C with augmentation. Similar results are observed in the 590C that shows the effectiveness of the proposed data augmentation technique especially on rare emojis.

Model	D2_Hit1 (%)	D2_Hit24 (%)
590C_Aug	20.5%	55.7%
1090C_Aug	21.5%	58.2%

Table 5: Emoji Hit rates with Augmentation.

Turning to user favorites reranking at inference time, Table 6 shows that increasing  $\alpha$  that includes user favorites also increases the Hit@1 and Hit@24 scores for the 1090C. For D2, we see an improvement of 8.9% in Hit@1 and 11.6% in Hit@24 at  $\alpha=0.9$  relative to 1090C without augmentation shown in Tables 3 and 4. This shows that adapting the emoji model responsible for context understanding to each user preferences online lead to better predictive abilities.

$\alpha$	D2_Hit1 (%)	D2_Hit24 (%)
0.1	23.5%	60.0%
0.3	26.0%	65.4%
0.5	30.2%	68.5%
0.7	29.6%	68.6%
0.9	29.0%	68.6%

Table 6: Impact of Blending User Favorites Probability Distribution on the Accuracy Scores.

#### 4.2 Inference Time and Size Analysis

To measure the inference time of the models under test, we carry out an experiment where we run sentences via Android Jetpack Microbenchmark library and using the Samsung A23 with 8 CPU cores and 4GB RAM released in March 2022. We run these sentences with 300 warmup iteration and run these sentences for 50 times and take the average. Table 7 shows that the median latency of all the models under test is within the acceptable 20 milliseconds range and sizes are insignificant as reported by (Hellsten et al., 2017; Ramaswamy et al., 2019).

Model	Time (milliseconds)	Size (MB)
90C	19.3	2.8
590C	20.4	3.1
1090C	22.0	3.3

Table 7: Inference Time and Size Comparison of Emoji Classifiers at Different Number Possible Output Classes.

### 4.3 Live Experiments

We ran a live-traffic experiment for users typing in English (US) only on SwiftKey Android cohort. We took a random sample of 75,000 users for each of the baseline and newly proposed 1090C model in this paper. The baseline relies on emoji to keyword associations and uses logistic regression. In the experiment, we used multiple success metrics to assess this experiment: precision, external emoji rate (ExRate), and click through rates (CTR). Precision is defined as the percentage of the emojis inserted from the top-1 emojis presented in the panel vs the total emojis inserted, while CTR looks at a user click from the top-24 emojis in the output panel. On the other hand, external emoji rate shows that the rate at which user inserts emojis from a third party application.

As shown in Table 8, we observed that our 1090C model with augmentation lead to increased CTR, slightly less external emoji rate, and improved precision of 12%, 0.7%, and 4%, respectively relative to the logistic regression baseline. This performance is owing to the effectiveness of the 1090C model with augmentation and favorites reranking.

### 4.4 Alignment between Offline and Live Experiments

We observe that there is alignment between the offline results and live results to some great extent. In the live results case, we see that the increase in CTR amount is more than the precision, which is similar to the offline results shown in in Tables 3 and 4. This is because CTR depends on the top-24 emoji predictions while precision depends on the top-1 emoji predictions, making it a stricter measure.

Model	Precision (%)	ExRate	CTR
LogReg_Baseline	21.72%	3.83	7.3
1090C_Aug	25.63%	3.80	8.2

Table 8: Relative changes to metrics of the on-device classifier on live user traffic.

As seen in the offline results with alpha in Table 6, live experiments also show that increasing alpha lead to increasing the total number of emoji insertion events per user as shown in Figure 3. This implies that the model probability distribution reranked slightly with a favorite probability lead to improved emoji predictive abilities.

We carried out two user study experiments from

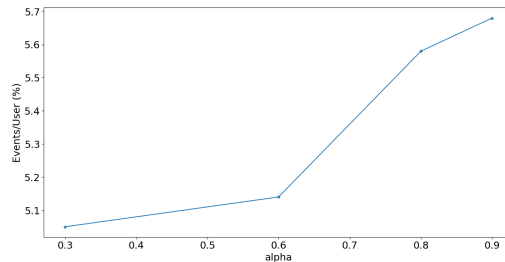


Figure 3: Impact of User Favorites reranked with Emoji Classifier on the Emoji Events per User on the Predictive Panel.

SwiftKey users to compare the 90C with the 590C model, and 590C with the 1090C model. With 90C, we saw a CTR drop of 7% because not all common emojis used by the user are included in this model. For 590C vs 1090C, results showed an improved CTR rate of 0.3% because 1090C encompasses rarer emojis. These user study experiments justify the usage of 1090C model over the 90C model. All of these results together justify the deployment of the proposed on-device emoji classifier for SwiftKey.

## 5 Conclusion

This paper presents an on-device emoji classifier deployed for SwiftKey trained with a new data augmentation method based on GPT that accounts for imbalanced emoji dataset distribution in numerous emoji classes. This proposed on-device emoji classifier with GPT’s data augmentation and method to adapt classifier output based on user preference increases the user engagement on SwiftKey’s predictive panel and performs well particularly on rare emojis while keeping the model size and inference time intact to run on-device. These results show ways to alleviate the emoji imbalanced dataset distribution. In the future, we wish to extend this classifier to predict multiple emojis.

## Limitations

Our experiments show positive performance improvements for only English US, but ignores other languages. We wish to explore in our subsequent work how the on-device classifier and methods proposed in this paper scale with high and low resource languages. Low-resource languages, in particular, present a fascinating area of exploration due to the limited availability of samples.

## References

- P Agnew. 2017. Emoji report.
- Francesco Barbieri, Miguel Ballesteros, and Horacio Saggion. 2017. Are emojis predictable? *arXiv preprint arXiv:1702.07285*.
- Francesco Barbieri, Jose Camacho-Collados, Leonardo Neves, and Luis Espinosa-Anke. 2020. Tweet-eval: Unified benchmark and comparative evaluation for tweet classification. *arXiv preprint arXiv:2010.12421*.
- Francesco Barbieri, Jose Camacho-Collados, Francesco Ronzano, Luis Espinosa Anke, Miguel Ballesteros, Valerio Basile, Viviana Patti, and Horacio Saggion. 2018a. Semeval 2018 task 2: Multilingual emoji prediction. In *Proceedings of The 12th International Workshop on Semantic Evaluation*, pages 24–33.
- Francesco Barbieri, Jose Camacho-Collados, Francesco Ronzano, Luis Espinosa-Anke, Miguel Ballesteros, Valerio Basile, Viviana Patti, and Horacio Saggion. 2018b. SemEval-2018 Task 2: Multilingual Emoji Prediction. In *Proceedings of the 12th International Workshop on Semantic Evaluation (SemEval-2018)*, New Orleans, LA, United States. Association for Computational Linguistics.
- Francesco Barbieri, Luis Espinosa-Anke, Jose Camacho-Collados, Steven Schockaert, and Horacio Saggion. 2018c. Interpretable emoji prediction via label-wise attention LSTMs. In *Proceedings of the 2018 Conference on Empirical Methods in Natural Language Processing*, pages 4766–4771, Brussels, Belgium. Association for Computational Linguistics.
- Jan A Botha, Emily Pitler, Ji Ma, Anton Bakalov, Alex Salcianu, David Weiss, Ryan McDonald, and Slav Petrov. 2017. Natural language processing with small feed-forward networks. *arXiv preprint arXiv:1708.00214*.
- Tom Brown, Benjamin Mann, Nick Ryder, Melanie Subbiah, Jared D Kaplan, Prafulla Dhariwal, Arvind Neelakantan, Pranav Shyam, Girish Sastry, Amanda Askell, et al. 2020. Language models are few-shot learners. *Advances in neural information processing systems*, 33:1877–1901.
- Spencer Cappallo, Stacey Svetlichnaya, Pierre Garrigues, Thomas Mensink, and Cees GM Snoek. 2018. New modality: Emoji challenges in prediction, anticipation, and retrieval. *IEEE Transactions on Multimedia*, 21(2):402–415.
- Wei Chen and Zhiyuan Li. 2024. Octopus v2: On-device language model for super agent. *arXiv preprint arXiv:2404.01744*.
- Narendra Choudhary, Rajat Singh, Ishita Bindlish, and Manish Shrivastava. 2018. Contrastive learning of emoji-based representations for resource-poor languages. In *International Conference on Computational Linguistics and Intelligent Text Processing*, pages 129–141. Springer.
- ONNX Runtime developers. 2021. Onnx runtime. <https://onnxruntime.ai/>. Version: x.y.z.
- Jacob Devlin, Ming-Wei Chang, Kenton Lee, and Kristina Toutanova. 2018. Bert: Pre-training of deep bidirectional transformers for language understanding. *arXiv preprint arXiv:1810.04805*.
- Ben Eisner, Tim Rocktäschel, Isabelle Augenstein, Matko Bošnjak, and Sebastian Riedel. 2016. emoji2vec: Learning emoji representations from their description. *arXiv preprint arXiv:1609.08359*.
- Bjarke Felbo, Alan Mislove, Anders Søgaard, Iyad Rahwan, and Sune Lehmann. 2017. Using millions of emoji occurrences to learn any-domain representations for detecting sentiment, emotion and sarcasm. *arXiv preprint arXiv:1708.00524*.
- Karim Gamal, Ahmed Gaber, and Hossam Amer. 2023. Federated learning based multilingual emoji prediction in clean and attack scenarios. *arXiv preprint arXiv:2304.01005*.
- Deep Gandhi, Jash Mehta, Nirali Parekh, Karan Waghela, Lynette D’Mello, and Zeerak Talat. 2022. A federated approach to predicting emojis in hindi tweets. *arXiv preprint arXiv:2211.06401*.
- Lars Hellsten, Brian Roark, Prasoon Goyal, Cyril Allauzen, Françoise Beaufays, Tom Ouyang, Michael Riley, and David Rybach. 2017. Transliterated mobile keyboard input via weighted finite-state transducers. In *Proceedings of the 13th International Conference on Finite State Methods and Natural Language Processing (FSMNLP 2017)*, pages 10–19.
- Sumit Kumar, BSS Harichandana, and Himanshu Arora. 2021. Voicemoji: A novel on-device pipeline for seamless emoji insertion in dictation. In *2021 IEEE 18th India Council International Conference (INDICON)*, pages 1–6. IEEE.
- Kenton Lee, Kelvin Guu, Luheng He, Tim Dozat, and Hyung Won Chung. 2021. Neural data augmentation via example extrapolation. *arXiv preprint arXiv:2102.01335*.
- SangEun Lee, Dahye Jeong, and Eunil Park. 2022. Multiemo: Multi-task framework for emoji prediction. *Knowledge-Based Systems*, 242:108437.
- Weitsung Lin, Tinghsuan Chao, Jianmin Wu, and Tianhuang Su. 2019. Predict emoji combination with retrieval strategy. *arXiv preprint arXiv:1908.07761*.
- Rebeca Padilla López and Fabienne Cap. 2017. Did you ever read about frogs drinking coffee? investigating the compositionality of multi-emoji expressions. In *Proceedings of the 8th workshop on computational approaches to subjectivity, sentiment and social media analysis*, pages 113–117.
- Weicheng Ma, Ruibo Liu, Lili Wang, and Soroush Vosoughi. 2020. Emoji prediction: Extensions and benchmarking. *arXiv preprint arXiv:2007.07389*.

- H Brendan McMahan, Daniel Ramage, Kunal Talwar, and Li Zhang. 2017. Learning differentially private recurrent language models. *arXiv preprint arXiv:1710.06963*.
- Lindsay McShane, Ethan Pancer, Maxwell Poole, and Qi Deng. 2021. Emoji, playfulness, and brand engagement on twitter. *Journal of Interactive Marketing*, 53(1):96–110.
- Yu Meng, Jiaxin Huang, Yu Zhang, and Jiawei Han. 2022. Generating training data with language models: Towards zero-shot language understanding. *Advances in Neural Information Processing Systems*, 35:462–477.
- Dunlu Peng and Huimin Zhao. 2021. Seq2emoji: A hybrid sequence generation model for short text emoji prediction. *Knowledge-Based Systems*, 214:106727.
- Letian Peng, Zilong Wang, Hang Liu, Zihan Wang, and Jingbo Shang. 2023. Emojilm: Modeling the new emoji language. *arXiv preprint arXiv:2311.01751*.
- Swaroop Ramaswamy, Rajiv Mathews, Kanishka Rao, and Françoise Beaufays. 2019. Federated learning for emoji prediction in a mobile keyboard. *arXiv preprint arXiv:1906.04329*.
- Zhiqing Sun, Hongkun Yu, Xiaodan Song, Renjie Liu, Yiming Yang, and Denny Zhou. 2020. Mobilebert: a compact task-agnostic bert for resource-limited devices. *arXiv preprint arXiv:2004.02984*.
- Toshiki Tomihira, Atsushi Otsuka, Akihiro Yamashita, and Tetsuji Satoh. 2018. What does your tweet emotion mean? neural emoji prediction for sentiment analysis. In *proceedings of the 20th international conference on information integration and web-based applications & services*, pages 289–296.