

Thermodynamics of coupled time crystals with an application to energy storage

Paulo J. Paulino¹, Albert Cabot¹, Gabriele De Chiara², Mauro Antezza^{3,4}, Igor Lesanovsky^{1,5} and Federico Carollo⁶

¹Institut für Theoretische Physik and Center for Integrated Quantum Science and Technology, Universität Tübingen, Auf der Morgenstelle 14, 72076 Tübingen, Germany

² Centre for Quantum Materials and Technology, School of Mathematics and Physics, Queen's University Belfast, Belfast BT7 1NN, United Kingdom

³ Laboratoire Charles Coulomb (L2C) UMR 5221 CNRS-Université de Montpellier, F- 34095 Montpellier, France

⁴ Institut Universitaire de France, 1 rue Descartes, F-75231 Paris Cedex 05, France

⁵ School of Physics and Astronomy and Centre for the Mathematics and Theoretical Physics of Quantum Non-Equilibrium Systems, The University of Nottingham, Nottingham, NG7 2RD, United Kingdom

⁶ Centre for Fluid and Complex Systems, Coventry University, Coventry, CV1 2TT, United Kingdom

Abstract. Open many-body quantum systems can exhibit intriguing nonequilibrium phases of matter, such as time crystals. In these phases, the state of the system spontaneously breaks the time-translation symmetry of the dynamical generator, which typically manifests through persistent oscillations of an order parameter. A paradigmatic model displaying such a symmetry breaking is the *boundary time crystal*, which has been extensively analyzed experimentally and theoretically. Despite the broad interest in these nonequilibrium phases, their thermodynamics and their fluctuating behavior remain largely unexplored, in particular for the case of coupled time crystals. In this work, we consider two interacting boundary time crystals and derive a consistent interpretation of their thermodynamic behavior. We fully characterize their average dynamics and the behavior of their quantum fluctuations, which allows us to demonstrate the presence of quantum and classical correlations in both the stationary and the time-crystal phases displayed by the system. We furthermore exploit our theoretical derivation to explore possible applications of time crystals as quantum batteries, demonstrating their ability to efficiently store energy.

1. Introduction

Interacting open many-body quantum systems can display phases that break the time-translation symmetry of the dynamical generator, referred to as time crystals [1, 2, 3, 4]. Such a symmetry breaking constitutes a genuine nonequilibrium phenomenon [5, 6], that can emerge due to the interplay between driving, dissipation and interactions [3, 4]. In these settings, observables of the system, e.g., the average magnetization, exhibit persistent oscillations rather than approaching stationary values [7, 3, 8, 9]. These dissipative time crystals have been extensively explored theoretically and have been found to emerge in a variety of different settings [4, 10, 11, 12, 13, 14, 15, 16, 17, 3, 18, 19, 20, 21]. Several experimental observations on the realization of time crystals have also been reported [22, 23, 24, 25, 26].

Technological applications of time crystals have been proposed in the context of quantum metrology [27, 28, 29, 30] and of quantum thermodynamics, for instance in nonequilibrium quantum engines [21, 31]. In order to be able to assess this potential, there is the need of a consistent thermodynamic description that accounts for their intrinsic nonequilibrium nature [32, 33]. One way to achieve this is by exploiting a collision-model approach for modelling their interaction with the surroundings [34, 35, 36, 37, 38, 39]. Within this framework, the environment consists of a set of ancillae that individually, and unitarily, interact with the system [see Fig. 1(a)]. By evaluating the energy and the information exchange with the ancillae, it is possible to provide a fully consistent characterization of the thermodynamic quantities related to the system [36, 40, 35, 41, 42].

Quantum thermodynamics is also concerned with the use of quantum systems for energy storage. Quantum devices performing this task are also known as quantum batteries [43, 44, 45, 46, 47, 48, 49] and are being studied in the context of closed [50, 51, 52] and open quantum systems [53, 54, 55, 56, 57, 58, 59, 60, 61], for which experimental realisations have been reported [62, 63, 64, 65]. An important platform in this field are driven-dissipative quantum batteries, where a persistent external energy input is used to compete with dissipation effects in order for the system to store a finite amount of energy [56, 57, 66, 45, 67]. However, the possibility of exploiting time crystals as quantum batteries in these driven-dissipative settings has remained unexplored so far.

In this work, we consider a system consisting of two interacting boundary time crystals and explore its potential for energy storage [see Fig. 1]. We investigate the coupled systems focusing on two different setups. In one setup, both boundary time crystals are used for energy storage and the charging occurs due to input from external lasers [see Fig. 1(b)]. This setup is also known as parallel charging process [68, 69]. In the other setup, one boundary time crystal is driven by a laser and is considered to be the charger, while the other one is the battery and is not subject to any external driving. In this way, energy can be transferred from the charger to the battery, which in the time-crystal phase happens via seeding crystallization in time [70] [see Fig. 1(c)]. Through a collision-model approach, we characterize the thermodynamics of these systems which

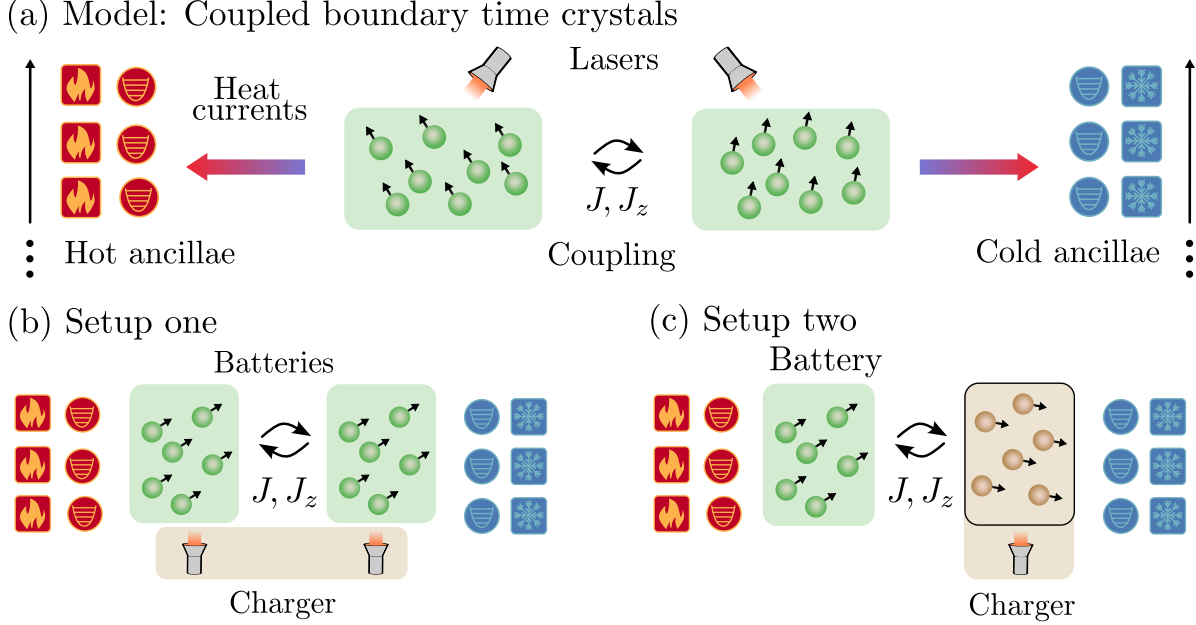


Figure 1. Collision-model setup for a system of two interacting boundary time crystals. (a) A hot ancillary system, in a thermal state with inverse temperature β_1 , interacts with one boundary time crystal (BTC), while a cold ancillary system, in a thermal state with inverse temperature β_2 , interacts with the other BTC. The two BTCs are also driven by two independent lasers and coupled through an interaction Hamiltonian parametrized by the coupling strengths J , in the x and y directions, and J_z , in the z direction (see main text). (b) Two interacting BTCs working as batteries driven by the lasers. (c) One BTC charging the other one via seeding crystallization in time.

allows us to define a measure of efficiency for the charging process, given by the ratio between stored energy and charging cost. We then compare the energy stored in the batteries and their efficiency when operating in a variety of time-crystal and stationary phases emerging in both setups. Our analysis shows that when the system is found in the time-crystal phase it can store more energy, with a higher efficiency compared to the stationary phase. We also analyze quantum fluctuations in the system and compute quantum and classical correlations between the coupled boundary time crystals. We find that the first setup considered [Fig. 1(b)] exhibits entanglement in the stationary phase, while the second one [Fig. 1(c)] displays entanglement within the time-crystal phase.

2. Model

We consider two ensembles of atoms with N two-level atoms each. Their bare Hamiltonian is ($\hbar = 1$) $H_{\text{at}}^{(j)} = \omega_{\text{at}} S_z^{(j)} / \sqrt{2}$, where $j = 1, 2$ refers to the atomic systems, and $\omega_{\text{at}} > 0$ is the energy splitting between the atomic levels. Here, $S_\alpha^{(j)} = 1/\sqrt{2} \sum_{m=1}^N \sigma_{\alpha,m}^{(j)}$ is a collective operator, representing the atoms in the different

ensembles, such that $\sigma_{\alpha,m}^{(j)}$ is the Pauli matrix in the α direction, $\alpha = x, y, z$, for the m -th atom in the j -th ensemble. The two ensembles interact collectively through the Hamiltonian

$$H_{\text{int}} = \frac{J}{N} (S_x^{(1)} S_x^{(2)} + S_y^{(1)} S_y^{(2)}) + \frac{J_z}{N} S_z^{(1)} S_z^{(2)}, \quad (1)$$

where J is the coupling strength in both x and y direction, while J_z is the one in the z directions. The factor $1/N$ is included to ensure a well defined thermodynamic limit [71]. The two ensembles are driven by external lasers that are modelled by the Hamiltonian

$$H_{\text{las}}^{(j)} = \frac{\Omega_j}{\sqrt{2}} (S_-^{(j)} e^{i\omega_{\text{las}} t} + S_+^{(j)} e^{-i\omega_{\text{las}} t}), \quad (2)$$

where $S_{\pm}^{(j)} = S_x^{(j)} \pm iS_y^{(j)}$, ω_{las} is the laser frequency, which we assume to be the same for both ensembles, and Ω_j is the Rabi frequency. The Hamiltonian of the full system is $H_s = H_{\text{at}}^{(1)} + H_{\text{at}}^{(2)} + H_{\text{las}}^{(1)} + H_{\text{las}}^{(2)} + H_{\text{int}}$, which in the frame rotating with the laser frequency, becomes

$$H_s^{\text{rot}} = \frac{\Omega_1}{\sqrt{2}} S_x^{(1)} + \frac{\Omega_2}{\sqrt{2}} S_x^{(2)} + \frac{\delta}{\sqrt{2}} S_z^{(1)} + \frac{\delta}{\sqrt{2}} S_z^{(2)} + H_{\text{int}}. \quad (3)$$

Here $\delta = \omega_{\text{at}} - \omega_{\text{las}}$ is the detuning between the laser frequency and the energy splitting ω_{at} . Each of the atomic ensembles is coupled to a thermal bath with inverse temperature β_j . The driven-dissipative dynamics is then governed by the master equation $\dot{\rho} = \mathcal{L}[\rho]$, where

$$\mathcal{L}[\rho] = -i[H_s^{\text{rot}}, \rho] + \sum_{j,\alpha} \left[L_{\alpha}^{(j)} \rho (L_{\alpha}^{(j)})^{\dagger} - \frac{1}{2} \{ (L_{\alpha}^{(j)})^{\dagger} L_{\alpha}^{(j)}, \rho \} \right]. \quad (4)$$

The jump operators that describe the dissipative processes are

$$L_+^{(j)} = \sqrt{\frac{\kappa n_j}{N}} S_+^{(j)}, L_-^{(j)} = \sqrt{\frac{\kappa(1+n_j)}{N}} S_-^{(j)}, \quad (5)$$

where $n_j = (e^{\beta_j \nu} - 1)^{-1}$ is the occupation number of the environment degrees of freedom, β_j is the inverse temperature and ν the energy scale for the environment. Here, the parameter κ encodes the decay rate. Essentially, the considered system consists of two interacting boundary time crystals and immersed in two separate environments at finite temperature [see sketch in Fig. 1(a)].

3. Quantum thermodynamics

The master equation describing the dynamics of the system, Eq. (4), is a so-called local master equation, characterized by jump operators which do not implement transitions between the eigenstates of the system Hamiltonian [36, 72, 41, 42]. This equation could be obtained by considering that the interaction between the subsystems and the laser driving do not affect the coupling between the bare systems and their environment [73, 32, 74]. Although this phenomenological approach is successfully employed to model and interpret several experiments [75, 76, 77, 78, 79], it can lead

to thermodynamic inconsistencies if the relevant quantities are not properly defined. For example, it can lead to nonequilibrium stationary states featuring persistent heat currents that do not obey Spohn's inequality [80, 32, 81, 21]. In other words, these master equations may apparently violate the laws of thermodynamics as formulated for a system weakly coupled to an external thermal bath [33]. Nevertheless, a consistent description of systems governed by local master equations can be obtained, for instance, by considering a collision-model interpretation of their interaction with the surroundings [38, 39, 37, 35, 36].

In our setup, the two atomic ensembles are coupled to different thermal baths. Within the collision-model approach [38, 39, 37, 35, 36], we model each environment as a stream of ancillary units consisting of bosonic modes. The dynamics follows from the joint unitary time evolution of the system and the ancillae. Each ancilla interacts with the system only once and for a time δt , after which it can be discarded from the description. The process is then repeated with the next ancilla. In the continuum limit $\delta t \rightarrow 0$, the sequence of collisions can reproduce the dynamics of the master equation in Eq. (4) [see Fig. 1(a)]. The ancillary systems are described by the bare Hamiltonian $H_e = \sum_k [H_{e_k}^{(1)} + H_{e_k}^{(2)}]$, where $H_{e_k}^{(j)} = \nu a_k^{(j)\dagger} a_k^{(j)}$ is the free Hamiltonian of the ancilla corresponding to the k -th collision in system j , ν is its bare frequency, and $a_k^{(j)}$ ($a_k^{(j)\dagger}$) are the bosonic annihilation (creation) operators. The Hamiltonian describing the k -th ancilla interacting with the j -th atomic ensemble is

$$H_{se_k}^{(j)}(t) = \sqrt{\frac{\kappa}{N\delta t}} \theta(t, k) \left(a_k^{(j)\dagger} S_-^{(j)} + a_k^{(j)} S_+^{(j)} \right), \quad (6)$$

where $\theta(t, k)$ is defined as $\theta(t, k) = 1$ for $k\delta t < t < (k+1)\delta t$ and 0 otherwise. In order to ensure a completely positive Markovian dynamics for the system, we consider the *ancillae* to be initially in a product state, with each ancilla being in the thermal state with occupation number given by $\langle (a_k^{(j)\dagger})^\dagger a_k^{(j)} \rangle = n_j$ [see definition after Eq. (5)]. This collision-model description of the system-environment interaction allows us to derive a consistent thermodynamic description of the system [36, 34].

To this end, we consider the thermodynamic behaviour of the two atomic ensembles in the laboratory frame, in which the contribution from the bare atomic frequency, H_{at} , is taken into account. Thus, we start with H_s and we consider the variation of the density matrix after a collision,

$$\Delta \rho_{se_k} = V_k (\rho_s \otimes \rho_{e_k}) V_k^\dagger - \rho_s \otimes \rho_{e_k}, \quad (7)$$

where $\rho_{e_k} = \rho_{e_k}^{(1)} \otimes \rho_{e_k}^{(2)}$. Here, the unitary evolution of the system and the ancillae reads $V_k = \mathcal{T} e^{-i \int_t^{t+\delta t} (H_s + H_{e_k}^{(1)} + H_{e_k}^{(2)} + H_{se_k}^{(1)} + H_{se_k}^{(2)}) dt'}$. Also, \mathcal{T} is a time-ordering operator, which is needed given that in the laboratory frame H_s is time-dependent due to the laser driving and given that the interaction with the ancillae is also time-dependent. The heat dissipated by the j -th system after a collision is defined as minus the energy variation of the ancilla,

$$\Delta Q^{(j)}(t) = -\text{Tr}_k \{ H_{e_k}^{(j)} \Delta \rho_{se_k} \}, \quad (8)$$

where $t = k\delta t$. Similarly, we define the variation of the internal energy of the system after a collision as

$$\Delta U = \Delta U_s + \Delta W_{\text{las}}, \quad (9)$$

where $\Delta W_{\text{las}} = \text{Tr}_k \{ \Delta H_{\text{las}} \rho_{\text{se}_k} \}$ is the work done on the system due to the time-dependence of the laser Hamiltonian and $\Delta U_s = \text{Tr}_k \{ H_s \Delta \rho_{\text{se}_k} \}$. We find the first law of thermodynamics by considering that the total work input in the system can be computed as the difference between the variation of the internal energy of the system and the total dissipated heat

$$\dot{W} = \lim_{\delta t \rightarrow 0} \frac{1}{\delta t} (\Delta W_{\text{env}} - \Delta W_{\text{las}}) = \dot{U}_s - \dot{Q}, \quad (10)$$

where $\dot{A} = \lim_{\delta t \rightarrow 0} \Delta A / \delta t$, $\dot{Q} = \dot{Q}^{(1)} + \dot{Q}^{(2)}$ and ΔW_{env} is the work done by turning on the interaction between the system and the different ancillae (see [Appendix A](#) for details on the second law of thermodynamics for the coupled boundary time crystals). In the following, we exploit the above thermodynamic quantities to characterize energy storage and its efficiency in two different setups of the coupled boundary time crystals [see an illustration in [Fig. 1\(b\)-\(c\)](#)].

4. Energy storage with interacting time-crystal batteries

In this section we consider the setup in which the boundary time crystals act as a battery charged by the external lasers and the interaction with the environment [see [Fig. 1\(b\)](#)], such that the system follows a parallel charging process [[68](#), [69](#)]. To lay the foundation for this investigation we first characterize the phase diagram of the system in the thermodynamic limit. We consider both atomic systems to have the same parameters, $\Omega_1 = \Omega_2 = \Omega$ and $\delta = 0$, with all atoms initially in the ground state of the bare atomic Hamiltonian.

We define the average expected values $m_\alpha^{(j)} = \langle S_\alpha^{(j)} / N \rangle$, whose equations of motion can be obtained from the master equation in [Eq. \(4\)](#). In the thermodynamic limit, $N \rightarrow \infty$, the average dynamics of the system is exactly described by the mean-field equations [[82](#), [83](#)], which in the rotating frame read

$$\dot{m}_x = (J - J_z) \sqrt{2} m_y m_z + \kappa \sqrt{2} m_x m_z, \quad (11)$$

$$\dot{m}_y = (J_z - J) \sqrt{2} m_x m_z + \kappa \sqrt{2} m_y m_z - \Omega m_z, \quad (12)$$

$$\dot{m}_z = -\kappa \sqrt{2} (m_x^2 + m_y^2) + \Omega m_y. \quad (13)$$

Here $m_\alpha = m_\alpha^{(1)} = m_\alpha^{(2)}$, as for the considered initial conditions both systems feature the same mean-field dynamics. We note that the mean-field equations are not dependent on the temperature of the environments [[34](#)]. Besides the conservation of the norm of the vector $\vec{m} = [m_x(t), m_y(t), m_z(t)]$, the system of equations features another conserved quantity. This is given by the expression [[3](#)]

$$\Gamma = i \left[\lambda_- \log \left(\lambda_+ \eta_+ - \frac{\Omega}{\sqrt{2}} \right) - \lambda_+ \log \left(\lambda_- \eta_- - \frac{\Omega}{\sqrt{2}} \right) \right], \quad (14)$$

where $\lambda_{\pm} = \sqrt{2}(\kappa \pm i(J - J_z))$, and $\eta_{\pm} = (\pm im_x + m_y)/\sqrt{2}$, so that its value depends both on system parameters and initial conditions. The system features a stationary phase, a time-crystal phase, and a region in which both phases coexist. In the stationary phase, we find the following stationary solutions for the magnetizations

$$m_x^s = \frac{1}{\sqrt{2}} \frac{\Omega(J_z - J)}{(J_z - J)^2 + \kappa^2}, \quad (15)$$

$$m_y^s = \frac{1}{\sqrt{2}} \frac{\kappa\Omega}{(J_z - J)^2 + \kappa^2}, \quad (16)$$

$$m_z^s = \frac{\pm 1}{\sqrt{2}} \sqrt{1 - \frac{\Omega^2}{(J_z - J)^2 + \kappa^2}}, \quad (17)$$

which exist as long as the condition $(J_z - J)^2 + \kappa^2 \geq \Omega^2$ is satisfied. We note that the magnetization in the z -direction has two possible values, a negative one which is stable and a positive one which is unstable. When the above condition is not fulfilled, the system displays oscillations. The time-crystal phase is characterized by a continuous family of oscillatory solutions, or limit cycles, each one associated with a possible value of the conserved quantity in Eq. (14). This is similar to what is observed in the single boundary time-crystal case [7, 84, 3]. These different oscillatory solutions can be accessed by varying the initial conditions.

Concerning thermodynamic quantities, the heat exchanged with the j -th environment is given by

$$\dot{Q}^{(j)} = -\frac{\kappa\nu}{N} \left\langle (S_x^{(j)})^2 + (S_y^{(j)})^2 + \sqrt{2}(2n_j + 1)S_z^{(j)} \right\rangle, \quad (18)$$

(see [Appendix A](#) for details). The heat currents are characterized by a dominant part, proportional to N , and another contribution dependent on the temperature (through n_j) that is intensive with N . This results from the factorization $\langle S_{\alpha}^{(i)} S_{\beta}^{(j)} / N^2 \rangle = m_{\alpha}^{(i)} m_{\beta}^{(j)} + \mathcal{O}(N^{-1})$, where $\mathcal{O}(N^{-1})$ denotes a contribution of order N^{-1} , which is exact in the thermodynamic limit [34]. Therefore, in this limit, the heat exchanged (per atom) with the j -th environment becomes

$$\dot{q}^{(j)} = -\kappa\nu [(m_x^{(j)})^2 + (m_y^{(j)})^2], \quad (19)$$

where we denote $\lim_{N \rightarrow \infty} \dot{Q}^{(j)}/N = \dot{q}^{(j)}$. Noteworthy, the heat $\dot{q}^{(j)}$ does not depend on the temperature of environment since the latter does not appear in the mean-field dynamics [34]. Also, the heat is always negative, meaning that energy is dissipated and always flows from the system to the environment. This suggests that no efficient heat engine could be devised from our model [85]. The time-average of $\dot{q}(t)$ during a long time-window, reduces the first law, Eq. (10), to

$$\bar{w} = -\bar{q}, \quad (20)$$

where $\bar{a} = \lim_{t \rightarrow \infty} t^{-1} \int_0^t \dot{a}(t') dt'$. In deriving this expression, we use the fact that the internal energy rescaled by $1/N$ does not grow indefinitely with time, such that $t^{-1} \int_0^t \dot{u} dt' = t^{-1}(u_t - u_0)$ goes to zero for large times t .

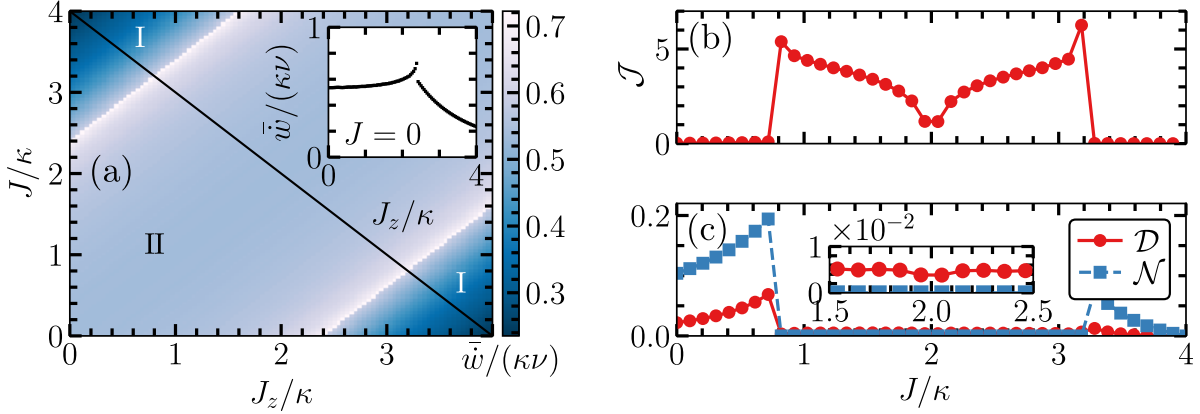


Figure 2. Time-averaged work input and correlations. (a) Total time-averaged work input for varying J_z and J . Region I denotes the stationary phase, while region II the time-crystal phase. The inset shows the phase transition for $J = 0$. The other parameters are $\delta = 0$, $n_1 = n_2 = 0$ and $\Omega_1/2 = \Omega_2/2 = \kappa$. The initial state is $\vec{m}^{(j)} = [0, 0, -1/\sqrt{2}]$ for both systems in every point of the phase-diagram. (b) Time-averaged classical correlations \mathcal{J} and (c) time-averaged quantum discord \mathcal{D} and negativity \mathcal{N} as function of J , such that $J + J_z = 4\kappa$ [see the diagonal in panel (a)]. The mean-field quantities were evolved from $t = 0$ to $t\kappa = 10^3$ and the average was computed by integrating over the second half of the evolution time. The correlations (see Sec. 4.1) were computed considering trajectories between $t = 0$ and $t\kappa = 200$, and the integration was done over the second half of such interval. The remaining parameters are $\Omega_1 = \Omega_2 = 2\kappa$, and $n_1 = n_2 = 0$.

In Fig. 2(a) we show the behavior of the time-averaged work input in the system, \bar{w} , which exhibits two distinct dynamical regions. In region I, the mean-field dynamics has a stationary solution, while in region II it only exhibits persistent oscillations. However, in region I, we also observe oscillatory solutions, indicating a bistable regime with coexistence of oscillatory and stationary solutions approached by different initial conditions, see Fig. 3(a) [see also Appendix B for more details]. For the stationary solutions, the total time-averaged work input per particle is given by $\bar{w} = \kappa\nu\Omega^2/[(J - J_z)^2 + \kappa^2]$. This shows that the work input grows higher close to the phase transition, approaching $\bar{w} = \kappa\nu$ near the transition point. In contrast, the work input goes to zero when $(J - J_z)^2 \gg \kappa^2$. In Fig. 2(a), we observe that the work input is higher in the time-crystal phase than in the stationary one, see inset in Fig. 2(a).

4.1. Quantum and classical correlations

Beyond the mean-field description, it is possible to investigate the behavior of quantum fluctuations within the system [86, 87, 34, 16, 88]. Quantum fluctuations can be described through the operators

$$F_\alpha^{(j)} = \frac{S_\alpha^{(j)} - \langle S_\alpha^{(j)} \rangle}{\sqrt{N}}, \quad (21)$$

which describe the deviation of $S_\alpha^{(j)}$ from its average value. These operators account for the leading correction to $\langle S_\alpha^{(j)} S_\beta^{(k)} \rangle / N^2 - m_\alpha^{(j)} m_\beta^{(k)} \approx \langle F_\alpha^{(j)} F_\beta^{(k)} \rangle / N$ and capture both thermal and quantum effects. In the thermodynamic limit, $N \rightarrow \infty$, the fluctuations behave as bosonic operators and they follow Gaussian statistics with zero average. Therefore, the states of the fluctuations are fully characterized by the 6×6 covariance matrix $G_{\alpha\beta}^{(j,k)} = \langle \{F_\alpha^{(j)}, F_\beta^{(k)}\} \rangle / 2$ [89, 90]. Additionally, these operators obey the commutation relations

$$\lim_{N \rightarrow \infty} -i \langle [F_\alpha^{(j)}, F_\beta^{(k)}] \rangle = \sqrt{2} \sum_\gamma \epsilon_{\alpha\beta\gamma} \delta_{jk} m_\gamma^{(j)} = \delta_{jk} s_{\alpha\beta}, \quad (22)$$

where $\epsilon_{\alpha\beta\gamma}$ is a Levi-Civita tensor, δ_{jk} is the Kronecker delta and $s_{\alpha\beta}$ is a symplectic matrix. These commutation relations entail the fact that the fluctuations remain quantum in the thermodynamic limit and can thus be used to describe collective non-classical correlations [86, 90]. The dynamics of the covariance matrix can be computed through Eq. (4) in the Heisenberg picture, and it is given in Appendix C.

To evaluate the correlations among the boundary time crystals, we can analyse the fluctuations in the reference frame which rotates solidly with the mean-field observables, such that the commutation relations in Eq. (22) become time independent [8, 16]. To obtain this rotated frame, we first consider a time-dependent rotation matrix $R(t)$ that evolves the mean-field equations, $\vec{m}(t) = R(t)\vec{m}(0)$. To find $R(t)$, we rewrite the mean-field equations as $\dot{\vec{m}}(t) = D(t)\vec{m}(t)$, where $D(t)$ is a time-dependent matrix and $\vec{m} = [m_x^{(1)}, m_y^{(1)}, m_z^{(1)}, m_x^{(2)}, m_y^{(2)}, m_z^{(2)}]$ is the vector of the mean-field variables. The rotation $R(t)$ follows from the integration of $\dot{\vec{m}}(t)$ (see Appendix C for more details). Thereafter, we define the rotated fluctuation operators $\vec{X} = R^T(t)\vec{F} = [x_1, p_1, w_1, x_2, p_2, w_2]$, where $\vec{F} = [F_x^{(1)}, F_y^{(1)}, F_z^{(1)}, F_x^{(2)}, F_y^{(2)}, F_z^{(2)}]$ is the vector of the quantum fluctuation operators of the atomic ensemble. In the rotated reference frame, the quantum fluctuations obey a two-mode bosonic algebra $[x_j, p_k] = i\delta_{jk}$ and w_j commutes with all the other operators. Hence, w_j does not contribute to the dynamics of the bosonic fluctuations. Finally, we define the rotated covariance matrix $\vec{G} = R^T(t)G(t)R(t)$, which represents a two-mode Gaussian system [86] (see Appendix C for more details).

Using the symplectic eigenvalues of \vec{G} [91], we can evaluate the von Neumann entropy, defined as $S(\rho) = -\text{Tr}[\rho \ln \rho]$, for the coupled boundary time crystals [34]. Additionally, we can use the results on Gaussian bosonic systems to calculate classical and quantum correlations within the system, denoted by \mathcal{J} , and the quantum discord, \mathcal{D} , respectively. Here, we note that the mutual information between the two modes is $I = \mathcal{D} + \mathcal{J}$. In addition to that, we can also evaluate the negativity, \mathcal{N} , which measures collective entanglement between fluctuations of the coupled systems [92, 93] (see Appendix C.2 for more details).

The behavior of correlations is shown in Fig. 2(b)-(c). We evaluate the quantities calculated from fluctuations along the diagonal line in Fig. 2(a) given by $J + J_z = 4\kappa$, such that we can visualize correlations in both phases. When starting from the time-crystal phase, the classical correlations exhibit a sudden jump from the stationary phase to the time-crystalline phase. On the other hand, the discord and the entanglement

negativity have higher values in the stationary phase as compared to the time-crystal one. We note that in the time-crystal phase both discord and classical correlations are minimized at the point $J = J_z$. Remarkably, there is no entanglement in the time-crystal phase.

When $J = J_z$ the mean-field equations recover those of a single boundary time crystal. This can be understood in the context of synchronization blockade [94, 95, 96], where the systems dynamics are effectively decoupled in spite of the interaction terms. Also, along this line of the phase-diagram, an analytical solution for the mean-field equations is known [8], allowing us to write down the Hamiltonian and jump operators describing the dynamics of the Gaussian fluctuations [8, 16]. In particular, we find the Hamiltonian in the rotated frame to be

$$H_f = J[x_1x_2 + p_1p_2], \quad (23)$$

which is time-independent and represents just an exchange of excitations term. Also, each mode is affected by the jump operators

$$V^{(j)}(t) = x_j - i\sqrt{2}m_z^{(j)}(t)p_j \quad (24)$$

and $[V^{(j)}(t)]^\dagger$. This analysis shows that although the atomic systems become decoupled at the mean-field level when $J = J_z$, they still develop collective correlations which are captured by quantum fluctuations.

4.2. Energy storage

In order to quantify the amount of energy stored within the system, we consider the difference between the instantaneous intensive energy in the system and the energy contained at the initial time, $\mathcal{E}(t) = \text{Tr}\{[\rho(t) - \rho(0)]H_{\text{ref}}\}/N$, where H_{ref} is a Hamiltonian operator encoding the accessible energy which can be stored in the system [97, 82, 98]. In particular, we shall consider H_{ref} to be related to the bare energy of the atoms, which is also justified by the fact that typically $\omega_{\text{at}} \gg J, J_z, \Omega$. The mean-field description of the system provides a way to estimate the intensive quantity $\mathcal{E}(t)$ in the thermodynamic limit.

When the lasers are turned off, the dissipation brings the system toward the ground state of the bare atom Hamiltonian from which no energy can be extracted [99, 100]. To store energy within the system, one thus needs an external energy input from the laser which constitute a charging ‘‘cost’’ necessary to sustain a nonequilibrium state featuring a finite energy. As a consequence, an important quantity to characterize driven-dissipative batteries is the charging efficiency, which measures the ratio between the stored energy and the total energy input to keep the battery charged [46, 56, 57]

$$\eta(t) = \frac{\mathcal{E}(t)}{\int_0^t \dot{w}(u)du} = \frac{\mathcal{E}(t)}{\Delta u_s(t) - \int_0^t \dot{q}(u)du}, \quad (25)$$

where $\Delta u_s(t) = \text{Tr}\{[\rho(t) - \rho(0)]H_s\}/N$, and the second equality follows from the first law of thermodynamics given in Eq. (10). Here, H_s is the Hamiltonian of the system

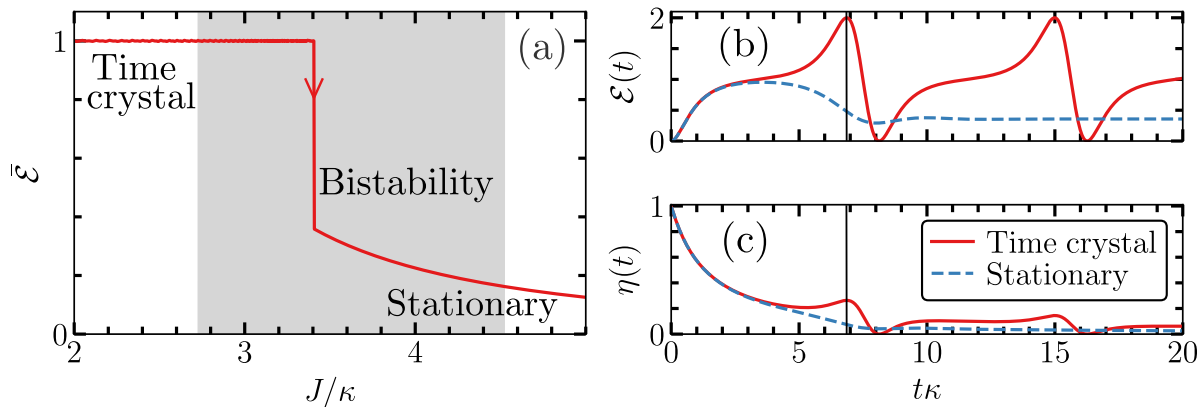


Figure 3. Stored energy and charging efficiency. (a) Time-averaged stored energy in both atomic ensembles, defined as $\mathcal{E} = \lim_{t \rightarrow \infty} t^{-1} \int_0^t \mathcal{E}(t') dt'$, in units of ω_{at} . Here, we consider the initial condition to be with all atoms in the ground state. The gray region indicates a bistable regime, that we can access by following adiabatically the time-crystal solution as the interaction parameter J is increased. When starting from the ground state, the systems goes to the stationary phase before the end of the bistable region. The other parameters are $\Omega = 2\kappa$ and $J_z = \kappa$. (b)-(c) Stored energy (in units of ω_{at}) and efficiency as function of time for a time-crystal solution (red solid line) and a stationary one (blue dashed line). In both cases, the initial conditions were $\vec{m} = [0, 0, -1/\sqrt{2}]$ and for the time-crystal solution we set $J = 3.4\kappa$ while for stationary we use $J = 3.41\kappa$. The vertical black lines show that the second peak of efficiency correspond to the maximum stored energy. The remaining parameters are: $\Omega = 2J_z = 2\kappa$ and $\omega_{\text{at}} = \nu$.

in the laboratory frame and we note that \dot{q} is always negative. Given the assumption $\omega_{\text{at}} \gg J, J_z, \Omega$, we can consider that $H_s \approx H_{\text{at}}^{(1)} + H_{\text{at}}^{(2)}$ so that $\Delta u_s(t)$ is well approximated by the variation of the bare atom energy in both atomic ensembles. The quantity $\eta(t)$ provides the efficiency of the charging process when $\mathcal{E}(t) > 0$, otherwise the process is actually removing energy from the system. Given that the stored energy is bounded in time while the cost to keep the energy stored grows linearly with time, $\eta(t)$ approaches zero as the dynamics total time goes to infinity.

For the setup considered in this section [cf. Fig. 1(b)], the reference Hamiltonian is $H_{\text{ref}} = H_{\text{at}}^{(1)} + H_{\text{at}}^{(2)}$ and we further consider all atoms initially in the ground state. In this case, we have $\Delta u_s(t) \approx \mathcal{E}(t) \geq 0$. Fig. 3(a) shows that, averaging over the charging time, the time-crystal phase can store large amounts of energy. Note that there is a bistable region, in gray, in which the stationary solution and the time-crystal solution coexist. Upon varying the parameter J , the system jumps from the time-crystal phase to the stationary one and the amount of stored energy drastically decreases. In Fig. 3(b)-(c) we plot the stored energy and the efficiency of the charging process as a function of time. Here, we compare the time-crystal phase with the stationary one. To this end, we consider two values of the interaction strength J which are extremely close one another, but with one giving rise to a time-crystal and the other to a stationary phase. Essentially, one interaction strength is on the left and the other one on the right of the

value at which the stored energy drops in Fig. 3(a). We clearly see that the time-crystal phase allows to store more energy than the stationary phase [cf. Fig. 3(b)]. These peaks could serve as optimal times for energy extraction. In Fig. 3(c), we also see that the charging efficiency, as a function of time, is typically higher in the time-crystal regime.

5. Charging by seeding crystallization in time

We now investigate the energy storage and its efficiency in a battery which is charged via seeding crystallization in time [70]. In this setup, [cf. Fig. 1(c)], we consider one atomic ensemble without external driving as the battery, while the second atomic ensemble, referred to as the charger, is driven by a laser. For simplicity, we consider, apart from the laser driving, both atomic systems with the same parameters, and $\delta = J_z = 0$. In addition to that, we consider initial conditions with $m_x^{(2)} = m_y^{(1)} = 0$, which leads to $m_x^{(2)}(t) = m_y^{(1)}(t) = 0$ for all times. Given that the the norm of the vector $\vec{m}^{(j)}(t) = [m_x^{(j)}(t), m_y^{(j)}(t), m_z^{(j)}(t)]$ is conserved in each system, we can express the magnetizations as

$$\begin{aligned} m_x^{(1)}(t) &= m_0 \sin[f^{(1)}(t)], & m_z^{(1)}(t) &= m_0 \cos[f^{(1)}(t)], \\ m_y^{(2)}(t) &= m_0 \sin[f^{(2)}(t)], & m_z^{(2)}(t) &= m_0 \cos[f^{(2)}(t)], \end{aligned} \quad (26)$$

where $m_0 = -1/\sqrt{2}$. By exploiting the aforementioned conditions, one can show that the dynamics of the coupled system is determined by

$$\begin{aligned} \dot{f}^{(1)} &= -J \sin(f^{(2)}) - \kappa \sin(f^{(1)}), \\ \dot{f}^{(2)} &= J \sin(f^{(1)}) - \kappa \sin(f^{(2)}) - \Omega. \end{aligned} \quad (27)$$

This dynamical system features a rich phase diagram containing limit cycles, quasi-periodic oscillations, stationary solutions, as well as bistable regimes, as illustrated in Fig. 4(a). In the stationary regime, the stationary solutions of Eq. (27) are given by

$$m_z^{(1)} = \frac{\pm 1}{\sqrt{2}} \sqrt{1 - \frac{(J\Omega)^2}{(J^2 + \kappa^2)^2}}, \quad m_z^{(2)} = \frac{\pm 1}{\sqrt{2}} \sqrt{1 - \frac{(\kappa\Omega)^2}{(J^2 + \kappa^2)^2}}, \quad (28)$$

where only the negative $m_z^{(j)}$ is stable. Here, we observe two conditions that have to be simultaneously satisfied for the existence of stationary solutions, $\mathcal{C}_1 : J^2 + \kappa^2 \geq \kappa\Omega$ and $\mathcal{C}_2 : J^2 + \kappa^2 \geq J\Omega$. Using these conditions, we can find the critical interaction strength determining the transition between the stationary and non-stationary phases,

$$J_c = \max_{J \in \mathbb{R}} \left(J = \sqrt{\Omega\kappa - \kappa^2}, 2J = \Omega + \sqrt{\Omega^2 - 4\kappa^2} \right). \quad (29)$$

We note the same behavior observed in the first setup, with strong interactions driving the system towards a stationary phase.

In Fig. 4(a) we show the phase diagram for the time-averaged total work input in both battery and charger starting from the initial condition in which all atoms are in the ground state. Under these conditions, we can identify four distinct dynamical regions. We have region Ia featuring stationary solutions, region II displaying quasi-periodic

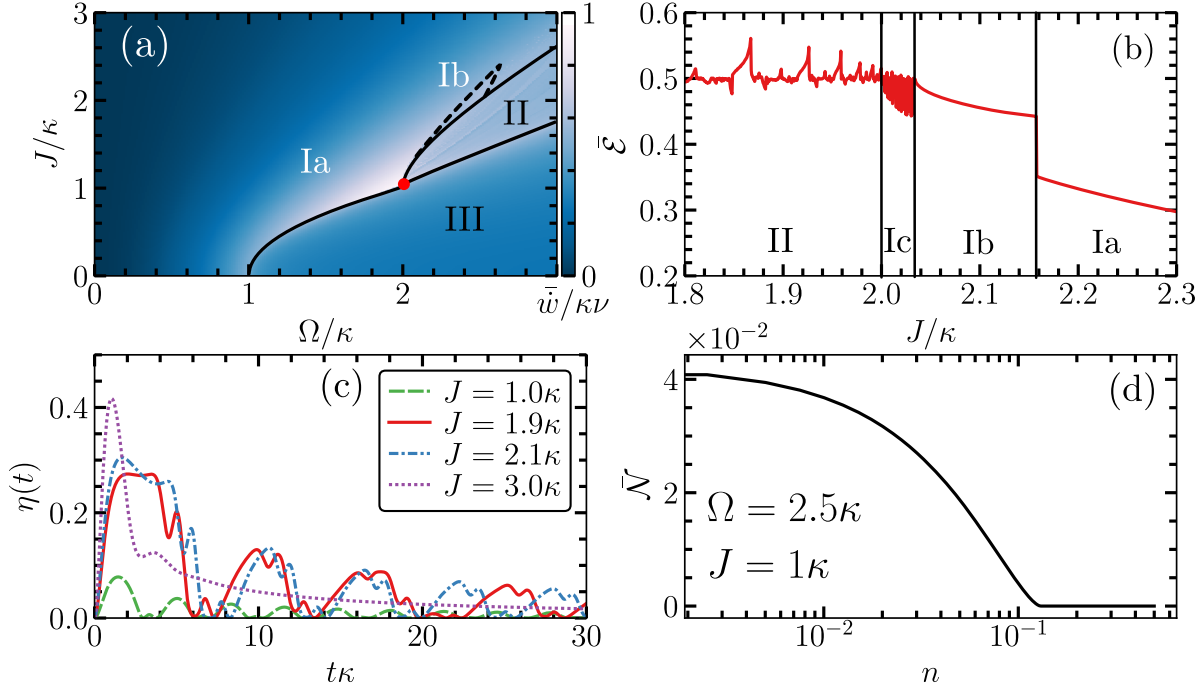


Figure 4. Work input, efficiency, and entanglement. (a) Time-integrated average work input as a function of J and Ω . We compute this phase-diagram by considering all atoms initially in the ground state for all points. We identify four regions: stationary (Ia), limit cycle (Ib), oscillatory regime between limit cycle and stationary (Ic), quasi-periodic oscillations (II) and limit cycle (III). (b) A section of the phase diagram (a) for the time-averaged stored energy in units of ω_{at} as function of J/κ for $\Omega = 2.5\kappa$. In region II, we have the stored energy in the quasi-periodic regime. In Ic, the system oscillates between limit-cycles and stationary values for small variations of J/κ . After this intermediate region, it goes to region Ib until it reaches region Ia. Here we time-average trajectories with total time $t\kappa = 10^3$. The stored energy is given in units of ω_{at} . (c) The efficiency $\eta(t)$ as function of time, for four values of J , as indicated in the legend. Here $\Omega = 2.5\kappa$. The blue dashed line correspond to a limit-cycle solution found in region I with initial state being the ground state of H_{at} (d) Time-averaged entanglement negativity between the charger and the battery as function of the occupation number $n_1 = n_2 = n$. We further set $\omega_{\text{at}} = \nu$.

solutions, region III characterized by one limit cycle solution, and region Ib characterized by limit-cycle phase when starting from all atoms down (a stationary solution is also possible when starting from a different initial condition). From the condition in Eq. (29), we identify a tricritical point [red dot in Fig. 4(a)], given by $J = \kappa$ and $\Omega = 2\kappa$, between regions I, II, and II, as well as the curve separating the stationary phase from the other ones. We can interpret the emergence of quasi-periodicity as follows: in region I, both stationary conditions are satisfied, while in region III, the condition for non-stationarity \mathcal{C}_2 is not valid, regardless of the validity of \mathcal{C}_1 . For this region, the charger seeds time crystallization in the battery. Conversely, in region II, only \mathcal{C}_1 is not satisfied. This suggests that the competition between the battery preferring an oscillatory solution

while the charger a stationary one gives rise to the quasi-periodic regime. Moreover, in the stationary region, the total work input assumes the same form as the setup we considered in Sec. 4, i.e. $\bar{w} = \kappa\nu\Omega^2/[J^2 + \kappa^2]$.

For this setup [cf. Fig. 1(c)] we consider that energy can only be stored in the atomic ensemble which is not directly driven by the laser, i.e., $H_{\text{ref}} = \omega_{\text{at}}S_z^{(1)}/\sqrt{2}$. Recalling that $H_s \approx H_{\text{at}}^{(1)} + H_{\text{at}}^{(2)}$ due to our assumption $\omega_{\text{at}} \gg J, J_z, \Omega$ and considering all atoms initially in the ground state, the efficiency $\eta(t)$ is always between 0 and 1, since $\Delta u_s(t) \geq \mathcal{E}(t)$. Here, we consider a cut in the phase diagram with a fixed laser driving and we vary the interaction, Fig. 4(b). For these parameters, we evaluate the time-averaged stored energy in the process. We observe that in the quasi-periodic phase the system can store, on average, more energy than in the other phases. Also, in region Ib the system attains higher values of time-averaged stored energy. However, when the system parameters belong to region Ia, the amount of stored energy drops considerably. We note that region Ib coexists with region Ia and in region Ic, the system oscillates between limit-cycles and stationary solutions for small variations of J/κ (see Appendix E for more details on the presence of multistability in this parameter regime).

In Fig. 4(c) we plot the efficiency $\eta(t)$ for fixed driving and varying coupling, showing that it reaches a maximum value during the transient phase of the stationary solution. After this, the efficiency assumes higher values for the quasi-periodic and limit cycle solutions. We interpret this result as follows. A small J limits the flux of energy from the charger to the battery, which makes the limit cycle phase in region III not efficient in storing energy, since the battery oscillates close to its ground state. On the other hand, in the region of quasi-periodicity and for limit cycles solutions in region Ib, the internal energy in the battery system oscillates around half of its maximum value and with high amplitude, thereby achieving large values of both $\mathcal{E}(t)$ and $\eta(t)$.

In addition to the stored energy, we investigate correlation properties in this setup. We observe a finite entanglement negativity in the time-crystal phase, which vanishes as the temperature increases, as shown in Fig. 4(d). To further understand this behaviour in the limit-cycle phase, we look at the Hamiltonian of the fluctuation operators

$$H_f(t) = J\sqrt{2}[m_z^{(2)}(t)x_1x_2 + m_z^{(1)}(t)p_1p_2]. \quad (30)$$

This Hamiltonian contains two time-dependent terms, that are related to two-mode squeezing and excitation exchange, and allow for entanglement during limit cycle phases [16]. The jump operators of system j , have the same form of the one reported for the other setup. The persistent entanglement may be further explored, for instance, for metrological applications [27, 101, 102] (see Appendix C for further details).

6. Conclusions

We have fully characterized of the non-linear dynamics and thermodynamics of two coupled boundary time crystals. Using this characterization, we have investigated the coupled systems in the context of energy storage. Our thermodynamic analysis allowed

us to assess the efficiency of driven-dissipative quantum batteries operating in both stationary and oscillatory phases. We have explored energy storage within two different setups and observed distinct features. In the first setup, where both atomic ensembles are regarded as the batteries and the charging is provided by external lasers following a parallel charging process, we have found that the time-crystal phase surpasses the stationary phase in both the amount of stored energy and efficiency. In addition to that, we have shown that in this setup the batteries develop quantum correlations in both phases, but with non-zero entanglement only within the stationary phase. In the second setup, where one atomic ensemble transfers energy to the other one, we have found that the dynamics is described by a set of non-linear coupled phase equations. These equations provide the critical lines, separating the stationary solutions from the limit cycle and the quasi-periodic solutions. Regarding this setup, our analysis suggests that the optimal time for energy storage occurs during a transient phase toward the stationary state. However, we also observe that when the system operates in oscillatory phases, it demonstrates high efficiency in storing energy for longer periods of time. Furthermore, we show that the battery and the charger can remain entangled during the limit cycle phase. Our findings suggest that coupled boundary time crystals can be used as quantum batteries that operate in both oscillatory and stationary phases.

The codes used to produce the numerical results of this paper are available on Github [103].

Acknowledgments

We are grateful to Farokh Mivehvar and Parvinder Solanki for useful discussions. We acknowledge funding from the Deutsche Forschungsgemeinschaft (DFG, German Research Foundation) under Project No. 435696605 and through the Research Units FOR 5413/1, Grant No. 465199066 and FOR 5522/1, Grant No. 499180199. This project has also received funding from the European Union’s Horizon Europe research and innovation program under Grant Agreement No. 101046968 (BRISQ). F.C. is indebted to the Baden-Württemberg Stiftung for the financial support of this research project by the Eliteprogramme for Postdocs. A.C. is grateful for financing from the Deutsche Forschungsgemeinschaft (DFG, German Research Foundation) through the Walter Benjamin programme, Grant No. 519847240. G.D.C. acknowledges support from the UK EPSRC through Grant No. EP/S02994X/1. This work was funded by the QuantERA II Programme (project CoQuaDis, DFG Grant No. 532763411) that has received funding from the EU H2020 research and innovation programme under GA No. 101017733.

Appendix

Appendix A. Thermodynamics of collision models

In this Appendix, we provide additional details on the derivation of a consistent thermodynamic description for the coupled boundary time crystal system. In order to do so, we consider the dynamics of the system composed by the coupled atomic ensembles together with the ancillae, defining the collision model. Our derivation follows closely the ones presented in Refs. [36, 34].

The dynamics of the atomic systems interacting with the ancillae is governed by the following Hamiltonian in the laboratory frame

$$H_k(t) = \sum_{j=1,2} [H_{\text{at}}^{(j)} + H_{\text{e}_k}^{(j)} + H_{\text{se}_k}^{(j)}(t)] + H_{\text{int}} \quad (\text{A.1})$$

$$+ \sum_{j=1,2} \frac{\Omega_j}{\sqrt{2}} (S_-^{(j)} e^{i\omega_{\text{las}} t} + S_+^{(j)} e^{-i\omega_{\text{las}} t}), \quad (\text{A.2})$$

where we consider both lasers with the same frequency and the Hamiltonians for the atomic ensembles and k -th ancilla are defined in the main text. In this way, we now evaluate the quantities related to the first law of thermodynamics. To this end, we consider the variation of the density matrix after a single collision between the system and an ancilla

$$\Delta\rho_{\text{se}_k} = V_k (\rho_s \otimes \rho_{\text{e}_k}) V_k^\dagger - \rho_s \otimes \rho_{\text{e}_k}, \quad (\text{A.3})$$

where $\rho_{\text{e}_k} = \rho_{\text{e}_k}^{(1)} \otimes \rho_{\text{e}_k}^{(2)}$ and

$$V_k = \mathcal{T} e^{-i \int_t^{t+\delta t} H_k(t) dt'}, \quad (\text{A.4})$$

where \mathcal{T} is the time-ordering operator.

The dissipated heat to the environment j is given by the energy absorbed by the k -th ancilla during the collision with the system

$$\Delta Q_k^{(j)} = - \lim_{\delta t \rightarrow 0} \frac{1}{\delta t} \text{Tr}_k \{ \nu(a_k^{(j)})^\dagger a_k^{(j)} \Delta\rho_{\text{se}_k} \}. \quad (\text{A.5})$$

In addition to that, the change in the internal energy of the system reads

$$\Delta U_k = \lim_{\delta t \rightarrow 0} \frac{1}{\delta t} \text{Tr}_k \{ H_s \Delta\rho_{\text{se}_k} + \Delta H_s \rho_s \otimes \rho_{\text{e}_k} \}$$

where the second term accounts for the change in the Hamiltonian due the time-dependency. In order to compute the quantities above, we can go to the Heisenberg picture

$$\Delta \langle \mathcal{O} \rangle = \langle V_k^\dagger \mathcal{O} V_k - \mathcal{O} \rangle.$$

For calculating the above expression, we expand the unitary operator in Eq. (A.4) up to the second order in δt , finding

$$\Delta \langle \mathcal{O} \rangle = i\delta t \langle [H_k, \mathcal{O}] \rangle - \frac{\delta t^2}{2} \langle [H_k, [H_k, \mathcal{O}]] \rangle.$$

We use the limit $\delta t \ll \omega_{\text{las}}^{-1}$, such that the time-dependent laser term remains approximately constant during one collision. Using that the ancillary system is in a product and thermal state, the dynamics of the Hamiltonians simplifies to

$$\begin{aligned}\Delta\langle H_s \rangle &= -\frac{\delta t^2}{2}\langle [H_{\text{se}_k}, [H_{\text{se}_k}, H_s]] \rangle + \delta t \langle \dot{H}_s \rangle, \\ \Delta\langle H_{e_k}^{(j)} \rangle &= -\frac{\delta t^2}{2}\langle [H_{\text{se}_k}^{(j)}, [H_{\text{se}_k}^{(j)}, H_{e_k}^{(j)}]] \rangle.\end{aligned}$$

The quantity $\langle \dot{H}_s \rangle$ is referred as an external work input from the lasers. In order to perform the calculations, it is more convenient to move to the frame rotating with the laser. This can be achieved through the unitary transform for the k -th collision

$$\mathcal{V}_k = e^{-i\omega_{\text{las}}t} \left[(a_k^{(1)})^\dagger a_k^{(1)} + (a_k^{(2)})^\dagger a_k^{(2)} + \frac{S_z^{(1)}}{\sqrt{2}} + \frac{S_z^{(2)}}{\sqrt{2}} \right],$$

such that $\tilde{\rho}_{\text{se}_k} = \mathcal{V}_k \rho_{\text{se}_k} \mathcal{V}_k^\dagger$. With this, we find the Hamiltonian in the rotating frame

$$H_s^{\text{rot}} = H_{\text{int}} + H_{\text{se}_k}^{(1)} + H_{\text{se}_k}^{(2)} \quad (\text{A.6})$$

$$+ \frac{\Omega_1}{\sqrt{2}} S_x^{(1)} + \frac{\Omega_2}{\sqrt{2}} S_x^{(2)} + \frac{\delta}{\sqrt{2}} S_z^{(1)} + \frac{\delta}{\sqrt{2}} S_z^{(2)} \quad (\text{A.7})$$

$$+ \tilde{\delta} (a_k^{(1)})^\dagger a_k^{(1)} + \tilde{\delta} (a_k^{(2)})^\dagger a_k^{(2)}, \quad (\text{A.8})$$

where $\tilde{\delta} = \nu - \omega_{\text{las}}$. In the first line, the Hamiltonians remain unchanged, in the second and third lines we have the Hamiltonians of the atomic systems and of the ancillae in the rotating frame, respectively. We remark that when performing the collision dynamics within this Hamiltonian using $\delta t \rightarrow 0$, we find the Lindblad equation reported in the main text, Eq. (4).

Here we provide details about the calculation of the dissipated heat. We start with the dissipated heat in the laboratory frame and we use identities $\mathcal{V}_k^\dagger \mathcal{V}_k = \mathcal{V}_k \mathcal{V}_k^\dagger = I$ and the cyclic property of the trace, such that we can use the state evaluated in the rotating frame to compute the observables of interest in the laboratory frame. In this way, we obtain the heat dissipated to the j -th environment

$$\begin{aligned}\Delta Q^{(j)} &= -\Delta\langle H_{e_k}^{(j)} \rangle \\ &= -\frac{\delta t \kappa \nu}{2N} \text{Tr} \left\{ \left[S_+^{(j)} S_-^{(j)} + S_-^{(j)} S_+^{(j)} \right. \right. \\ &\quad \left. \left. + 2\sqrt{2} S_z \left(2(a_k^{(j)})^\dagger a_k^{(j)} + 1 \right) \right] \tilde{\rho}_{\text{se}_k} \right\}.\end{aligned} \quad (\text{A.9})$$

We note that when considering a mesoscopic scale, $1 \ll N < \infty$, we can approximate the dissipated heat by the j -th system to [34]

$$\dot{Q}^{(j)}(t) \approx N \dot{Q}_{\text{mf}}^{(j)}(t) + \dot{Q}_{\text{sub}}^{(j)}(t) \quad (\text{A.10})$$

where $\dot{Q}_{\text{mf}}^{(j)}(t) = -\kappa \nu [(m_x^{(j)})^2 + (m_y^{(j)})^2]$ and

$$\dot{Q}_{\text{sub}}^{(j)} = -\kappa \nu \left[G_{x_j x_j}^N + G_{y_j y_j}^N + \sqrt{2} m_z^{(j)} (2n_j + 1) \right], \quad (\text{A.11})$$

where total dissipated heat is given by an extensive contribution from the mean-field, $\dot{Q}_{\text{mf}}^{(j)}$, and a intensive contribution that accounts for the fluctuations effects, $\dot{Q}_{\text{sub}}^{(j)}$. The matrix G is defined in the [Appendix C](#).

Moreover, given that the collision model reproduces the Lindblad equation reported in the main text, the variation of the internal energy can be calculated through the equation

$$\dot{U} = \sum_{j,\alpha} \langle \mathcal{D}_{j,\alpha}^* [H_s] \rangle + \dot{W}_{\text{las}}^{(1)} + \dot{W}_{\text{las}}^{(2)}, \quad (\text{A.12})$$

where $\mathcal{D}_{j,\alpha}^*$ is the dual generator of the dissipative part of the dynamical generator, given by

$$D_{j,\alpha}^* [X] = \sum_{j,\alpha} \left[(L_\alpha^{(j)})^\dagger X L_\alpha^{(j)} - \frac{1}{2} \{ (L_\alpha^{(j)})^\dagger L_\alpha^{(j)}, X \} \right], \quad (\text{A.13})$$

where X is an arbitrary operator. Here we note that the unitary \mathcal{V}_k leaves the dissipative part unchanged. Finally, the work input from the lasers is calculated by considering the time-derivative of the Hamiltonian of the laser

$$\dot{W}_{\text{las}}^{(j)} = \frac{\Omega_j}{\sqrt{2}} \text{Tr} \left[\frac{d}{dt} (S_-^{(j)} e^{-i\omega_{\text{las}} t} + S_+^{(j)} e^{+i\omega_{\text{las}} t}) \rho_s \otimes \rho_{e_k} \right]. \quad (\text{A.14})$$

Then, we remove the time-dependency by inserting the identities \mathcal{V} , such that we find

$$\dot{W}_{\text{las}}^{(j)} = -i \frac{\omega_{\text{las}} \Omega_j}{\sqrt{2}} \text{Tr} \left\{ (S_-^{(j)} - S_+^{(j)}) (\rho_s \otimes \rho_{e_k})_{\text{rot}} \right\} = -\omega_{\text{las}} \Omega_j \sqrt{2} \langle S_y^{(j)} \rangle. \quad (\text{A.15})$$

Appendix A.1. The second law

In this section, we are going to derive the second law of thermodynamics for the coupled boundary time crystals. This follows closely the derivations presented in Refs. [34, 104].

We start by defining the states, $\rho'_{se_k} \equiv V_k (\rho_s \otimes \rho_{e_k}) V_k^\dagger$, $\rho'_s \equiv \text{Tr}_k[\rho_{se_k}]$, $\rho'_{e_k} \equiv \text{Tr}_s[\rho'_{se_k}]$, $\rho_{e_k}^{(1)'} \equiv \text{Tr}_2[\rho'_{e_k}]$, and $\rho_{e_k}^{(2)'} \equiv \text{Tr}_1[\rho'_{e_k}]$. Here we remark that for the derivation of the first law of thermodynamics, we look to the energy exchanged between the system and the ancillae system. For the second law, however, we consider the information loss when we trace-out the ancillae degrees of freedom. In this way, we can express the entropy production for this system as

$$\Sigma = \mathcal{I}_{e_k}(s : e_k) + S(\rho'_{e_k} || \rho_{e_k}) \geq 0, \quad (\text{A.16})$$

where $\mathcal{I}_{e_k}(s : e_k) = S(\rho'_{e_k}) + S(\rho'_s) - S(\rho'_{se_k})$ denotes the mutual information between the ancilla after the j -th collision and the system. $S(A||B) = \text{Tr}[A \ln A - A \ln B]$ is the relative entropy between the states A and B . Here, $S(A) = -\text{Tr}[A \ln A]$ is the von Neumann entropy. The positivity of the entropy production is valid since both mutual information and relative entropy are positive. Moreover, we can rewrite the entropy production above as

$$\Sigma = \Delta S - \Phi_k, \quad (\text{A.17})$$

where $\Phi_k = \Phi_k^{(1)} + \Phi_k^{(2)}$, is the entropy flux from the system to the environments during the k -th collision, with

$$\Phi_k^{(j)} = \text{Tr}[(\rho_{e_k}^{(j)'} - \rho_{e_k}^{(j)}) \ln \rho_{e_k}^{(j)}]. \quad (\text{A.18})$$

ΔS is the variation of the von Neumann entropy of the system. When dividing the above equation by δt and taking the limit of δt to zero, we go to the continuous limit, with $\dot{\Sigma} = \dot{S} - \dot{\Phi}$. In our model, we consider that the ancillary systems are initially in a thermal state, given by $\rho_{e_k}^{(j)} = e^{-\beta_j H_{e_k}^{(j)}} / Z_{e_k}^{(j)}$, where $Z_{e_k}^{(j)}$ is the partition function of the thermal ancilla k interacting with the j -th environment. In this scenario, the entropy flux reduces to

$$\dot{\Phi}^{(j)}(t) = -\beta_j \lim_{\delta t \rightarrow 0} \frac{1}{\delta t} \text{Tr}\{(\rho_{e_k}^{(j)})' - \rho_{e_k}^{(j)}\} \nu(a_k^{(j)})^\dagger a_k^{(j)} = \beta \dot{Q}^{(j)}(t). \quad (\text{A.19})$$

This result shows that when the ancillae are in a thermal state, the entropy flux to the environment is proportional to the heat current flowing between the system and the bath [34, 104]. In the thermodynamic limit, the heat currents are always negative for our model.

Appendix B. Mean-field dynamics

In this appendix we write down the full system of equations describing the mean-field dynamics of the coupled boundary time crystals. This is given by

$$\begin{aligned} \dot{m}_x^{(1)} &= -J_z \sqrt{2} m_y^{(1)} m_z^{(2)} + J \sqrt{2} m_y^{(2)} m_z^{(1)} \\ &\quad - \delta m_y^{(1)} + \kappa \sqrt{2} m_x^{(1)} m_z^{(1)}, \\ \dot{m}_y^{(1)} &= -J \sqrt{2} m_z^{(1)} m_x^{(2)} + J_z \sqrt{2} m_x^{(1)} m_z^{(2)} \\ &\quad - \Omega_1 m_z^{(1)} + \delta m_x^{(1)} + \kappa \sqrt{2} m_y^{(1)} m_z^{(1)}, \\ \dot{m}_z^{(1)} &= J \sqrt{2} (m_y^{(1)} m_x^{(2)} - m_y^{(2)} m_x^{(1)}) \\ &\quad + \Omega_1 m_y^{(1)} - \kappa \sqrt{2} ((m_x^{(1)})^2 + (m_y^{(1)})^2), \\ \dot{m}_x^{(2)} &= -J_z \sqrt{2} m_y^{(2)} m_z^{(1)} + J \sqrt{2} m_y^{(1)} m_z^{(2)} \\ &\quad - \delta m_y^{(2)} + \kappa \sqrt{2} m_x^{(2)} m_z^{(2)}, \\ \dot{m}_y^{(2)} &= -J \sqrt{2} m_z^{(2)} m_x^{(1)} + J_z \sqrt{2} m_x^{(2)} m_z^{(1)} \\ &\quad - \Omega_2 m_z^{(2)} + \delta m_x^{(2)} + \kappa \sqrt{2} m_y^{(2)} m_z^{(2)}, \\ \dot{m}_z^{(2)} &= J \sqrt{2} (m_y^{(2)} m_x^{(1)} - m_y^{(1)} m_x^{(2)}) \\ &\quad + \Omega_2 m_y^{(2)} - \kappa \sqrt{2} ((m_x^{(2)})^2 + (m_y^{(2)})^2). \end{aligned}$$

We observe that, as in Ref. [34], the mean-field equations do not depend on the temperature of the baths. Moreover, this systems of equations reduces to Eq. (11) and Eq. (27), when considering the parameter choices and initial conditions for setup one, Sec. 4 or two, Sec. 5, respectively.

Appendix C. Dynamics of the fluctuations

In this Appendix, we provide the detailed calculations for the dynamics of the covariance matrix. For convenience, we make use of a different notation as in the rest of the text.

In this way, we define the quantum fluctuation operators as

$$F_j^N = \frac{S_j - \langle S_j \rangle}{\sqrt{N}}. \quad (\text{C.1})$$

Here, instead of two indexes, one referring to the atomic system and the other to the operator, we have just one. Our new index ranges from 1 to 6 such that it represents the ordered set $\{(x, 1), (y, 1), (z, 1), (x, 2), (y, 2), (z, 2)\}$, where we have the coordinate and the system, respectively. We note that we include the upper index N indicating that the fluctuation operator corresponds to a finite system. The dynamics of the quantum fluctuations is fully characterized by the covariance matrix [89, 102]

$$G_{jk} = \lim_{N \rightarrow \infty} G_{jk}^N, \quad G_{jk}^N = \frac{1}{2} \langle \{F_j^N, F_k^N\} \rangle. \quad (\text{C.2})$$

Moreover, we denote the symplectic matrix as $s = s^{(1)} \oplus s^{(2)}$, and the Levi-Civita tensor as $\epsilon = \epsilon^{(1)} \oplus \epsilon^{(2)}$. We note that the dynamics of the symplectic matrix s can be computed directly from the dynamics of the mean-field operators. For evaluating the dynamics of the covariance matrix, we introduce the matrix K , defined as

$$K_{jk} = \lim_{N \rightarrow \infty} K_{jk}^N, \quad K_{jk}^N = \langle F_j^N F_k^N \rangle. \quad (\text{C.3})$$

With this, we note that $G = (K + K^T)/2$, so we can look at the dynamics of K to characterize G . For this purpose, we calculate $\dot{K}_{jk} = \lim_{N \rightarrow \infty} \langle \mathcal{L}^*[F_j^N F_k^N] \rangle$, where \mathcal{L}^* is the dual of the Lindblad generator. The dual can be rewritten in a more convenient way by rewriting the raising and lowering operators in terms of the x and y components, becoming

$$\mathcal{L}^*[O] = i[H_s, O] + \sum_{jk} \left(\frac{A_{jk}}{2N} [[S_j, O], S_k] + i \frac{B_{jk}}{2N} \{[S_j, O], S_k\} \right). \quad (\text{C.4})$$

Here we have defined the matrices $A = A^{(1)} \oplus A^{(2)}$ and $B = B^{(1)} \oplus B^{(2)}$ with

$$A^{(j)} = \kappa(2n_j + 1) \begin{pmatrix} 1 & 0 & 0 \\ 0 & 1 & 0 \\ 0 & 0 & 0 \end{pmatrix}, \quad B^{(j)} = \kappa \begin{pmatrix} 0 & -1 & 0 \\ 1 & 0 & 0 \\ 0 & 0 & 0 \end{pmatrix}.$$

Additionally, we can express the Hamiltonian of the coupled system as

$$H = H_M + H_L, \quad H_M = \sum_{jk} \frac{M_{jk}}{N} S_j S_k, \quad H_L = \sum_j \frac{h_{jj}}{\sqrt{2}} S_j,$$

with $h = \text{diag}(\Omega_1, 0, \delta, \Omega_2, 0, \delta)$ and

$$M = \frac{1}{2} \begin{pmatrix} 0 & 0 & 0 & J & 0 & 0 \\ 0 & 0 & 0 & 0 & J & 0 \\ 0 & 0 & 0 & 0 & 0 & J_z \\ J & 0 & 0 & 0 & 0 & 0 \\ 0 & J & 0 & 0 & 0 & 0 \\ 0 & 0 & J_z & 0 & 0 & 0 \end{pmatrix}, \quad (\text{C.5})$$

where the factor 1/2 deals with an over count.

For calculating the fluctuation dynamics, we start with the Hamiltonian part. This can be splitted in two terms by using the commutation relation

$$[H, F_l^N F_m^N] = [H, F_l^N] F_m^N + F_l^N [H, F_m^N].$$

For the first term after in the right-hand side of the equation, we have

$$\begin{aligned} i[H_M, F_l^N] &= i \sum_{jk} M_{jk} \left(F_j^N [F_k^N, F_l^N] + \frac{\langle S_j \rangle}{N} [S_k, F_l^N] + \right. \\ &\quad \left. + [F_j^N, F_l^N] F_k^N + [S_j, F_l^N] \frac{\langle S_k \rangle}{N} \right). \end{aligned}$$

In order to find this expression, we have just added and subtracted the expected values inside the commutators. Moreover, the terms regarding the commutation between the fluctuation operators can be factorized together and written as

$$\sum_{jk} M_{jk} (F_j^N [F_k^N, F_l^N] + [F_j^N, F_l^N] F_k^N) \approx -i \sum_j C_{lj} F_j.$$

Here, the approximation is exact when $N \rightarrow \infty$ and we define

$$C = s (M^T + M).$$

The terms with the diagonal part in the subsystems read

$$i \sum_{jk} M_{jk} \left(\frac{\langle S_j \rangle}{N} [S_k, F_l^N] + [S_j, F_l^N] \frac{\langle S_k \rangle}{N} \right) = - \sum_w D_{lw}^M \frac{S_w}{\sqrt{N}},$$

where $D_{lw}^M = -\sqrt{2} \sum_{jk} m_k (M_{jk} + M_{jk}^T) \epsilon_{klw}$. In this way, we have that

$$\lim_{N \rightarrow \infty} i \langle [H_M, F_l^N] F_w^N \rangle = [(D^M + C)K]_{lw}.$$

In summary, the full contribution of the quadratic Hamiltonians for the dynamics of the covariance reads

$$\lim_{N \rightarrow \infty} i \langle [H_M, F_l^N F_w^N] \rangle = \left[(D^M + C) K + K (D^M + C)^T \right]_{lw}.$$

The term involving the matrix K on the left side can be easily derived by exploiting the symmetry of the matrices and their indexes.

Moreover, the linear part of the Hamiltonian, H_L , has a similar structure of the above equation,

$$i[H_L, F_l^N] = \sum_k D_{lk}^L \frac{S_k}{\sqrt{N}},$$

where $D_{lk}^L = -\sqrt{2} \sum_j h_j \epsilon_{jlk}$. The expected value for this term reads

$$\lim_{N \rightarrow \infty} i \langle [H_L, F_l^N] F_k^N \rangle = [D^L K]_{lk},$$

where we have used that the mean value of the fluctuation operators is zero. The full Hamiltonian dynamics for the matrix K reads

$$\lim_{N \rightarrow \infty} i \langle [H_L, F_l^N F_m^N] \rangle = \left[D^L K + K (D^L)^T \right]_{lm},$$

where the second term on the right-hand side of the equation follows by using the antisymmetric property of ϵ_{jkl} . With this we conclude the analysis of the Hamiltonian part.

We now address the dissipative contribution of the Lindbladian on the fluctuation dynamics. We first consider the the term multiplied by the matrix A in Eq. (C.4). The contribution of this term follows by evaluating the commutator

$$\begin{aligned} & \frac{1}{N} \langle [S_j, [F_l^N F_w^N, S_k]] \rangle = \\ & - \langle [F_j^N, [F_k, F_l^N]] F_w^N - F_l^N [F_j^N, [F_k, F_w^N]] \\ & - [F_j^N, F_l^N] [F_k, F_w^N] - [F_k, F_l^N] [F_j^N, F_w^N] \rangle. \end{aligned}$$

When we consider the thermodynamic limit, the terms in the second line become zero. This follows due to a further scaling $1/\sqrt{N}$ that appears after evaluating the commutators. The third line can be rewritten by means of the symplectic matrix

$$[F_k^N, F_l^N] [F_j, F_w^N] + [F_j, F_l^N] [F_k^N, F_w^N] = -s_{kl} s_{jw} - s_{jl} s_{kw}.$$

Then, the expected value of this term becomes

$$\lim_{N \rightarrow \infty} \sum_{jk} \frac{A_{jk}}{2N} \langle [S_j, [S_k, F_l^N F_w^N]] \rangle = -(sAs)_{lw}.$$

We note that the sign changes due to the odd permutation in the indexes of the symplectic matrix.

We now move to the last term, the one involving the matrix B . To this end, we start by rewriting the anti-commutator as

$$\frac{1}{N} \langle \{S_j, [F_l^N F_m^N, S_k]\} \rangle = - \langle \{F_j^N, [F_k^N, F_l^N F_m^N]\} \rangle - 2 \frac{\langle S_j \rangle}{N} [S_k, F_l^N F_m^N].$$

To find this expression we simply added and subtracted the expected value. We now focus on the first term after the equality sign, since the last term will be similar to the Hamiltonian contributions. In this way, we can expand the commutator as

$$\langle \{F_j^N, [F_k^N, F_l^N F_m^N]\} \rangle \approx i (s_{kl} \langle \{F_j^N, F_m^N\} \rangle + s_{km} \langle \{F_j^N, F_l^N\} \rangle).$$

The approximation sign is valid in the thermodynamics limit, since in this limit we have $\langle S_j S_k \rangle \rightarrow \langle S_j \rangle \langle S_k \rangle$. Then, after applying the sum we find

$$\lim_{N \rightarrow \infty} i \sum_{jk} \frac{B_{jk}}{2N} (- \langle \{F_j^N, [F_k^N, F_l^N F_m^N]\} \rangle) = (sBG + GBs)_{lm}.$$

Finally, we evaluate the last term

$$\begin{aligned} & i \sum_{jk} \frac{B_{jk}}{N} \left(- \frac{\langle S_j \rangle}{N} \langle [S_k, F_l^N F_m^N] \rangle \right) = \\ & i \sum_w \sum_{jk} \sqrt{2} \frac{B_{jk}}{N} \frac{\langle S_j \rangle}{N} \langle i \epsilon_{klw} F_w^N F_m^N + i \epsilon_{kmw} F_l^N F_w^N \rangle. \end{aligned}$$

Therefore, we can write the above expression as

$$\lim_{N \rightarrow \infty} i \sum_{jk} B_{jk} \frac{\langle S_j \rangle}{N} \langle [S_k, F_l^N F_m^N] \rangle = [D^B K + K(D^B)^T]_{lm},$$

where $D_{lw}^B = \sum_{jk} \sqrt{2} B_{jk} m_j \epsilon_{klw}$.

From these calculations, we have the full dynamics of the covariance matrix. In order to write the dynamics of the fluctuation operators more compactly, we define $D \equiv D^L + D^M + D^B$. Then, the final expression for the matrix K reads

$$\dot{K} = (D + Q)K + K(D + Q)^T + sBG + G(sB)^T - sAs.$$

With this, we have the dynamics of the covariance matrix, $G = (K + K^T)/2$, given by the Lyapunov equation

$$\dot{G} = PG + GP^T - sAs, \quad (\text{C.6})$$

where $P = D + C + sB$. Here, we note that the matrix D is anti-symmetric and it gives the evolution of the mean-field operators, such that we have $\dot{\vec{m}} = D(\vec{m})\vec{m}$. The other two matrices capture the part that can not be accessed by the mean-field equations.

For convenience, we rewrite the matrices composing the dynamics of the fluctuation operators

$$\begin{aligned} (D^L)_{lk} &= -\sqrt{2} \sum_j h_j \epsilon_{jlk}, \\ (D^M)_{lw} &= -\sqrt{2} \sum_{jk} m_k (M_{jk} + M_{jk}) \epsilon_{klw}, \\ (D^B)_{lw} &= \sqrt{2} \sum_{jk} B_{jk} m_w \epsilon_{klw}, \end{aligned} \quad (\text{C.7})$$

and

$$C = s(M + M^T). \quad (\text{C.8})$$

Appendix C.1. Covariance matrix in the rotating frame

In this section, we analyze the covariance matrix in a frame that rotates in the opposite direction of the mean-field dynamics, such that the commutation relations of the fluctuations are time-independent. Particularly, in this reference frame the fluctuations obey a bosonic algebra, such that we can use the results for Gaussian bosonic mode, to calculate the classical correlations, \mathcal{J} , the quantum discord, \mathcal{D} , and the entanglement negativity, \mathcal{N} [92, 93].

We start by considering a time-dependent rotation matrix $R(t)$ that has the property to evolve the mean-field equations. In this sense, the time-derivative of the rotation reads $\dot{R}(t) = DR(t)$, where D is defined in Eq. (C.7). Here $m(t) = [m_x^{(1)}, m_y^{(1)}, m_z^{(1)}, m_x^{(2)}, m_y^{(2)}, m_z^{(2)}]$ is the vector of the mean-field variables of both ensembles. We now consider the rotated covariance matrix $d_t(\bar{G}) = d_t(R^T G R)$, which also obeys a Lyapunov equation. The symplectic matrix assumes the bosonic form

$$(\sigma)^{(j)} = (R^T(t) s R(t))^{(j)} = \begin{pmatrix} 0 & 1 & 0 \\ -1 & 0 & 0 \\ 0 & 0 & 0 \end{pmatrix}. \quad (\text{C.9})$$

We now can define the new bosonic quantum fluctuations as $\vec{X} = R^T \vec{F} = (x_1, p_1, w_1, x_2, p_2, w_2)$, where $\vec{F} = (F_j)_{j=1}^6$ is the vector of the fluctuation operators. From the rotated covariance matrix, one can evaluate the correlations within the bosonic system, as shown in the Refs. [93]. For convenience, we review the procedure for computing these correlations in [Appendix C.2](#).

Furthermore, one does not need the analytical form of $R(t)$ to evaluate the correlations between the atomic systems. However, having this information allows us to derive an effective Lindblad generator for the fluctuation operators, as reported in the main text in Eqs. (23)-(30). In general the rotation matrix $R(t)$ can not be found analytically, since it requires the analytical solution of the mean-field dynamics. However, one can find the expression of this matrix in some scenarios. For the first setup, described in Sec. 4, in the regime of $J = J_z$ and with the atoms initially in the ground state, the mean-field variables have the property that $m_x(t)$ is zero for all times, as reported in Refs. [3, 8]. By using this information and that the magnetization is conserved in each atomic system,

$$(m_x^{(j)})^2(t) + (m_y^{(j)})^2(t) + (m_z^{(j)})^2(t) = (m^{(j)})^2(0), \quad (\text{C.10})$$

we find $R(t) = R^{(1)}(t) \oplus R^{(2)}(t)$, with

$$R^{(j)}(t) = \sqrt{2} \begin{pmatrix} 1/\sqrt{2} & 0 & 0 \\ 0 & m_z^{(j)}(t) & m_y^{(j)}(t) \\ 0 & -m_y^{(j)}(t) & m_z^{(j)}(t) \end{pmatrix}. \quad (\text{C.11})$$

Here, the rotation matrix is the same for each atomic system, $R^{(j)}(t) = R^{(2)}(t) = R^{(2)}(t)$, since in this regime, they exhibit the same mean-field equations. The fluctuation operators in this frame assume the form

$$\begin{aligned} x_j &= F_x^{(j)}, \\ p_j &= \sqrt{2}(m_z^{(j)} F_y^{(j)} - m_y^{(j)} F_z^{(j)}), \\ w_j &= \sqrt{2}(m_y^{(j)} F_y^{(j)} + m_z^{(j)} F_z^{(j)}). \end{aligned} \quad (\text{C.12})$$

Although we have the fluctuation operator w_j , it does not contribute to the dynamics of the correlation matrix in the bosonic frame, since it commutes with both x_j and p_j .

In the second setup, described in Sec. 5, we have an analogous property in the mean-field dynamics, wherein each system can be represented by a phase, as we write in Eq. (26) of the main text. Using this property, we find the form of the rotation matrix of setup two, $R(t) = R^{(1)}(t) \oplus R^{(2)}(t)$, where $R^{(1)}(t)$ is given by Eq. (C.11), and

$$R^{(2)}(t) = \sqrt{2} \begin{pmatrix} m_z^{(2)}(t) & 0 & m_x^{(2)}(t) \\ 0 & 1/\sqrt{2} & 0 \\ -m_x^{(2)}(t) & 0 & m_z^{(2)}(t) \end{pmatrix}. \quad (\text{C.13})$$

Appendix C.2. Quantum information for Gaussian systems

We now review how one can calculate the quantum and classical correlations in Gaussian systems [93]. When we apply this rotation to the covariance matrix we find that it can

be expressed as

$$2\bar{G} = 2RGR^T = \begin{pmatrix} \alpha & \gamma \\ \gamma^T & \beta \end{pmatrix}, \quad (\text{C.14})$$

where the coefficients α , β , and γ are matrices representing the covariance between the new bosonic variables. Moreover, we define the symplectic invariants $c_\alpha = \det \alpha$, $c_\beta = \det \beta$, $c_\gamma = \det \gamma$, and $c_\delta = \det \delta$. The covariance matrix will correspond to a physical state if $c_\alpha, c_\beta \geq 1$ and $\lambda_\pm \geq 1$, where λ_\pm are the symplectic eigenvalues defined as $2\lambda_\pm^2 = \Delta \pm \sqrt{\Delta^2 - 4c_\delta}$, where $\Delta = c_\alpha + c_\beta + 2c_\gamma$. We further define the function

$$f(x) = \left(\frac{x+1}{2}\right) \log\left(\frac{x+1}{2}\right) - \left(\frac{x-1}{2}\right) \log\left(\frac{x-1}{2}\right). \quad (\text{C.15})$$

Using this equation, one can evaluate the von Neumann entropy of the system using that $S = \sum_{m=1}^N f(\lambda_m)$, where λ_m are the symplectic eigenvalues. This can be interpreted in terms of the Williamson theorem [105], which states that the symplectic eigenvalues of the covariance matrix represents a thermal state given as $\rho_{\text{th}} = \rho_{\text{th}}^{(1)} \otimes \rho_{\text{th}}^{(2)}$, where

$$\rho_{\text{th}}^{(j)} = \sum_{k=0}^{\infty} \frac{\bar{n}_j^k}{(\bar{n}_j + 1)^{(k+1)}} |k\rangle\langle k|, \quad (\text{C.16})$$

where $|k\rangle$ is a Fock state and \bar{n}_j is a occupation number of the j -th mode and it relates to the respective symplectic eigenvalue of the j -th mode as $\bar{n}_j = (\lambda_j - 1)/2$. In other words, the symplectic transformation removes the Gaussian unitary operations in the state, bringing the system to a locally thermal state.

Furthermore, by using these quantities we can compute the one-way quantum discord and the one-way classical correlation, respectively,

$$\mathcal{D} = f(\sqrt{c_\beta}) - f(\lambda_+) - f(\lambda_-) + f(\sqrt{E_{\min}}) \quad (\text{C.17})$$

$$\mathcal{J} = f(\sqrt{c_\alpha}) - f(\sqrt{E_{\min}}), \quad (\text{C.18})$$

where

$$E_{\min} = \frac{2c_\gamma^2 + (c_\beta - 1)(c_\delta - c_\alpha)}{(c_\beta - 1)^2} + \frac{2|c_\gamma| \sqrt{c_\gamma^2 + (c_\beta - 1)(c_\delta - c_\alpha)}}{(c_\beta - 1)^2}$$

if $(c_\delta - c_\alpha c_\beta)^2 \leq (1 + c_\beta)(c_\gamma^2)(c_\alpha + c_\delta)$ and

$$E_{\min} = \frac{c_\alpha c_\beta - c_\gamma^2 + c_\delta}{2c_\beta} - \frac{\sqrt{c_\gamma^4 + (c_\delta - c_\alpha c_\beta)^2 - 2c_\gamma^2(c_\alpha c_\beta + c_\delta)}}{2c_\beta},$$

otherwise.

The last quantity we consider is the logarithmic negativity, which is a witness of the amount of bipartite entanglement between the two bosonic systems. This quantity is given by

$$\mathcal{N} = \max(0, -\ln \tilde{\lambda}_-), \quad (\text{C.19})$$

where $\tilde{\lambda}_-$ is the smallest symplectic eigenvalue of the partially transposed covariance matrix, obtained by replacing c_γ to $-c_\gamma$ [93].

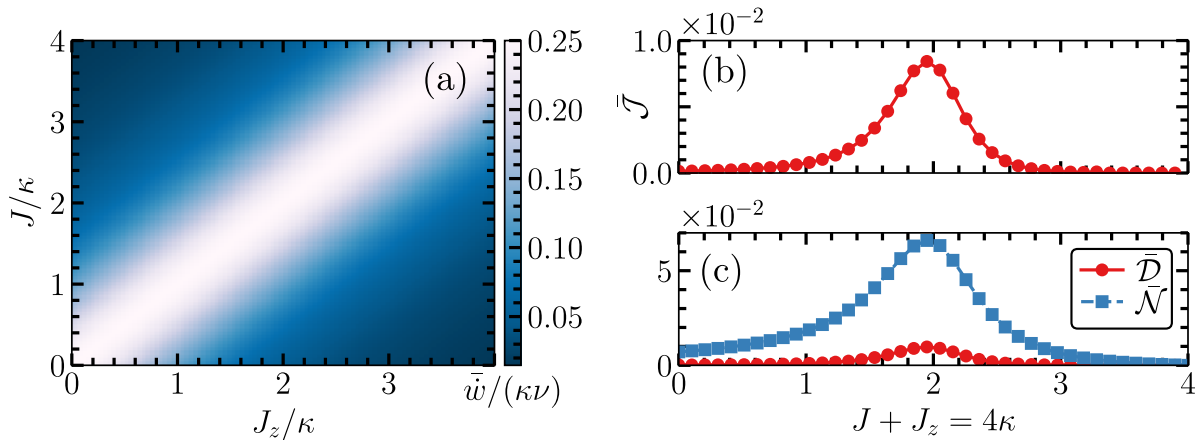


Figure D1. Time-averaged work input and quantum correlations for the stationary phase. (a) Time-averaged work input for varying J_z and J , for the stationary phase $\Omega_1 = \Omega_2 = \kappa/2$, respectively. Here, we start with $J = 0$ and $J_z = 4\kappa$ and we increase J and decrease J_z . (b)-(c) Time-averaged classical and quantum correlations, respectively, as function of J , such that $J_z + J = 4\kappa$. The mean-field quantities were evolved from $t = 0$ to $t\kappa = 10^3$ and only their second half were integrated. The correlations were computed considering time intervals $t \in [0, 200]$, and the integration was done over the second half of the interval. The remaining parameters are $\delta = 0$, $n_1 = n_2 = 0$ and $\kappa = 2\Omega_1 = 2\Omega_2$. The initial state is $\vec{m} = [0, 0, -1/\sqrt{2}]$.

Appendix D. Additional information for setup one

In this section we provide further information about the results concerning the setup one for the mean-field and fluctuation dynamics.

We start by analysing the time-averaged work input and correlations for the system in the stationary phase emerging when $\Omega^2 < \kappa^2 + (J - J_z)^2$. In Fig. D1(a) we show the total time-averaged work input in the system. This can be understood from the analytical solutions of the stationary phase from which we obtain an analytical expression for this quantity $\bar{w} = \kappa\nu\Omega^2/[(J - J_z)^2 + \kappa^2]$. In Fig. D1(b)-(c) we show the behaviour of the correlations. In contrast to the results for the time-crystal phase, we observe that both correlations are maximized when $J = J_z$.

We now address in more detail the continuous family of oscillatory solutions that emerge in the time-crystal phase due to the presence of the conserved quantity Γ [see Eq. (11)]. To this end, we exemplify in Fig. D2(a) some of the time-crystal solutions that can be accessed through different initial conditions. The figure shows that the amplitude in the z direction decreases until it reaches zero, thereby becoming a stationary point in the time-crystal region, for when $m_z(0) = 0$, $m_x(0) = \cos(\pi/6)$, and $m_y(0) = \sin(\pi/6)$. Moreover, in Fig. D2(b) we show a comparison between two time-crystal solutions for different J , showing that the interaction strength does not change much the efficiency. This fact is supported by the results shown in Fig. 3 in the main text, where we observe that the time-averaged stored energy does not depend on J inside the time-crystal

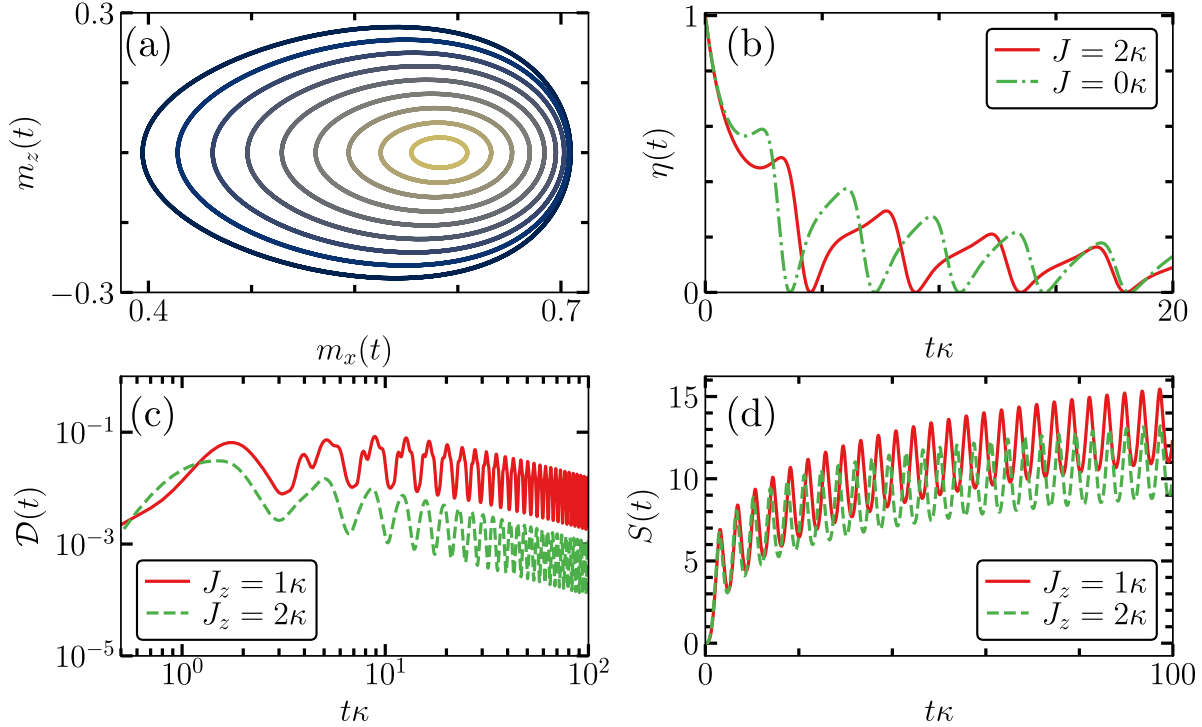


Figure D2. Continuous family of oscillations, efficiency, quantum discord, and entropy. (a) Time-crystal solutions accessed with different initial conditions, $m_z(0) = 0$, $m_x(0) = \sqrt{1/2} \cos(\phi)$ and $m_y(0) = \sqrt{1/2} \sin(\phi)$. Here we vary ϕ from 0 to $\pi/6$ in ten intervals. The amplitude of the solutions decrease as ϕ increases, being zero when $\phi = \pi/6$. Also, we consider $J = \Omega = 2J_z = 2\kappa$. In (b), we plot the efficiency when the system starts in the ground state for different J , as indicated in the legend, for $\Omega = 2\kappa$ and $J_z = 0$. Moreover, in (c)-(d) we plot the quantum discord and the entropy as function of time, respectively. In these plots, we consider $J = \Omega = 2\kappa$ and $\omega_{\text{at}} = \nu$.

region. Moreover, in Fig. D2(c)-(d), we show the discord and the entropy for two scenarios, respectively. In the first one, given in red solid lines, we have $J \neq J_z$, and $J = J_z$ is given by the green dashed line. This shows the asymptotic behavior of both quantities, where the quantum correlations increase in the beginning of the dynamics, and then they decrease in time with a power law. On the other hand, the entropy of both systems increases. This behavior of the entropy is analogous to the one observed in the single boundary time-crystal, as reported in the Refs. [106, 8] Here, we note that when the interactions are different, the system entropy grows with a higher rate.

Appendix E. Additional information for setup two

In this section, we provide further information on the mean-field and quantum fluctuations dynamics concerning the setup two.

We start by investigating the Fourier spectrum of the magnetization in the z -direction for a fixed value of Rabi frequency and different values of J , as shown by

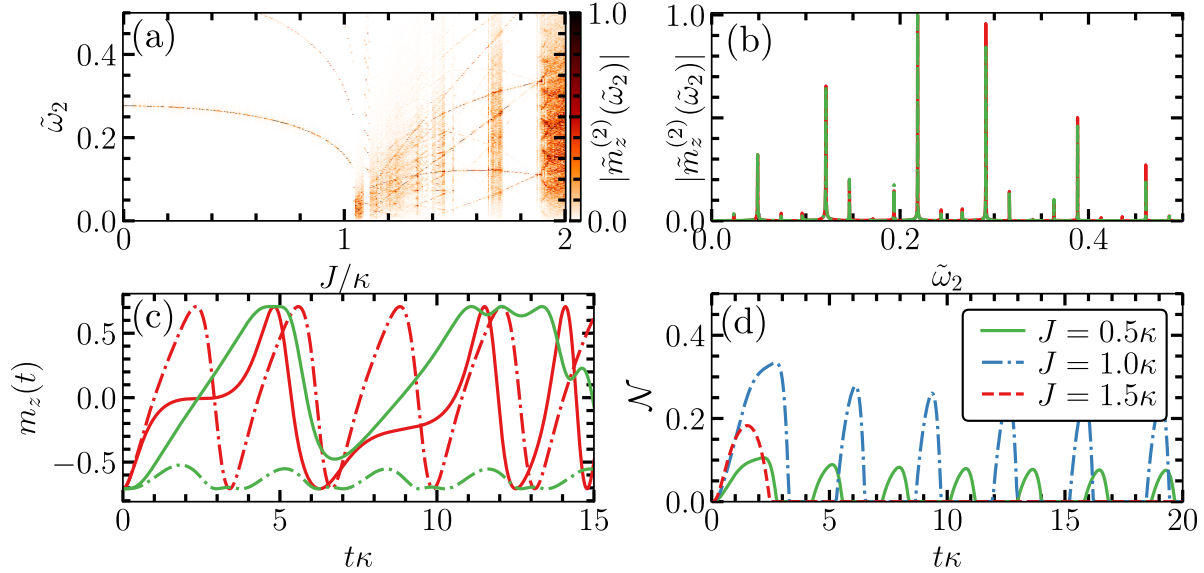


Figure E1. Fourier spectrum and trajectories of magnetization and entanglement. (a) Density plot of the Fourier spectrum of $|\tilde{m}_z^{(2)}(\tilde{\omega}_2)|$ as function of J/κ for the configuration in the setup two. In (b), we plot a section of the spectrum in (a) with $J = 1.6\kappa$ for the battery (red solid line) and the charger (green dot dashed line). In (c) we compared the behaviour of $m_z(t)$ for the battery (green lines) and the charger (red lines). The solid lines refer to a solution with $J = 1.5\kappa$, while the dot dashed lines to a solution with $J = \kappa$, for $\Omega = 2.5\kappa$. (d) Negativity for different values of J , as indicated in the legend. Here, $\Omega = 2.5\kappa$.

Fig. E1(a). In this figure, we observe the difference between the limit-cycle phase, displaying few well-resolved spectral peaks, and the quasi-periodic phase, in which the spectrum displays many nearby peaks. Also, we observe that as J varies, the Fourier spectrum in the quasi-periodic region varies in a non-trivial way, exhibiting sudden changes in the density of peaks. In Fig. E1(b) we show the Fourier spectrum for one case in the quasi-periodic phase. Notice that both atomic ensembles always display the same Fourier peaks, since their dynamics is synchronized. We remark that this behavior is not chaotic given that, due to the existence of conserved quantities, the effective manifold of dynamical equations has effectively only two dimensions.

Moreover, in Fig. E1(c) we plot the mean-field magnetisation $m_z(t)$ for the charger and for the battery. Our results show that for a small J , the battery undergoes a limit cycle having an average amplitude close to the ground state, thereby not being able to store much energy. However, when the system operates in the quasi-periodic phase, it oscillates between the minimum and the maximum of energy stored. Furthermore, in Fig. E1(d), we show trajectories for the entanglement negativity for different J . We see that the entanglement increases from $J = 0.5\kappa$ to $J = \kappa$, but it becomes zero in the quasi-periodic phase.

Finally, we investigate the presence of multistability for the parameters considered in Fig. 4(a), when allowing for different initial conditions. In Fig. E2(a), we show

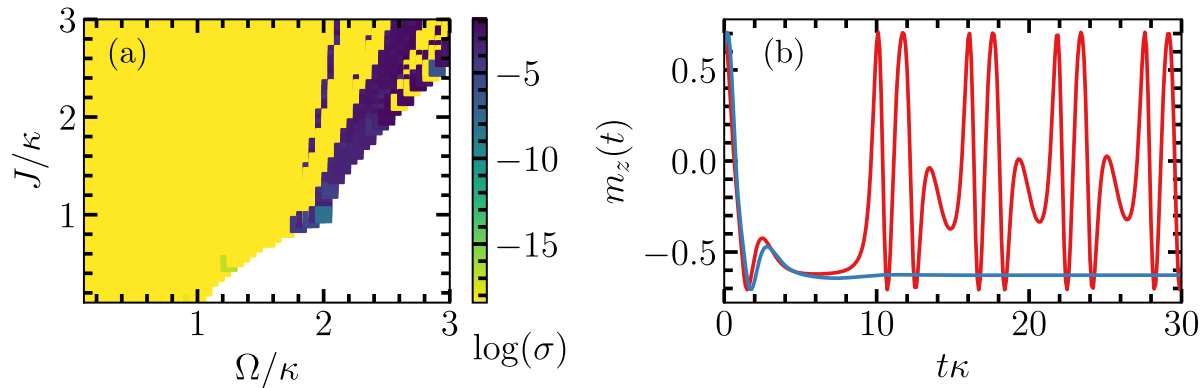


Figure E2. Multistability (a) Multistability in the stationary phase. In order to obtain this color plot, for each parameter value, we have time evolved 20 different trajectories of $m_z^{(2)}$ with random initial conditions. For each of these trajectories, we compute the time-average of $m_z^{(2)}$ between times $t\kappa = 180$ and $t\kappa = 200$. The color scale corresponds to the variance over trajectories of this time-averaged magnetization, σ . If there is a unique stationary solution, this variance is zero, otherwise there are multiple solutions. In (b) two trajectories of the magnetization of system two, obtained from two different initial conditions. For the time-crystal solution we use $m_x^{(1)}(0) = m_y^{(2)}(0) = 0$ and $m_z^{(1)}(0) = m_z^{(2)}(0) = 1/\sqrt{2}$. For the stationary solution, we set $m_x^{(1)}(0) = 0$, $m_z^{(1)}(0) = 1/\sqrt{2}$, $m_x^{(2)}(0) = \sin(\pi/2)/\sqrt{2}$, and $m_z^{(2)}(0) = \cos(\pi/2)\sqrt{2}$. Here, we consider $\Omega = 2.5\kappa$ and $J = 2.1\kappa$.

that within the stationary region, there are regions where oscillatory solutions are also possible. Dark regions correspond to regions where there is coexistence between oscillatory and stationary solutions. In Fig. E2(b) we exemplify the presence of multistability by considering two initial conditions for the same parameter choice, and observing that in one case the system relaxes to a stationary point (blue line) while in the other it goes to a limit-cycle solution (red line).

References

- [1] Wilczek F 2012 *Phys. Rev. Lett.* **109**(16) 160401 URL <https://link.aps.org/doi/10.1103/PhysRevLett.109.160401>
- [2] Else D V, Bauer B and Nayak C 2016 *Phys. Rev. Lett.* **117**(9) 090402 URL <https://link.aps.org/doi/10.1103/PhysRevLett.117.090402>
- [3] Iemini F, Russomanno A, Keeling J, Schirò M, Dalmonte M and Fazio R 2018 *Phys. Rev. Lett.* **121**(3) 035301 URL <https://link.aps.org/doi/10.1103/PhysRevLett.121.035301>
- [4] Gong Z, Hamazaki R and Ueda M 2018 *Phys. Rev. Lett.* **120**(4) 040404 URL <https://link.aps.org/doi/10.1103/PhysRevLett.120.040404>
- [5] Watanabe H and Oshikawa M 2015 *Phys. Rev. Lett.* **114**(25) 251603 URL <https://link.aps.org/doi/10.1103/PhysRevLett.114.251603>
- [6] Bruno P 2013 *Phys. Rev. Lett.* **110**(11) 118901 URL <https://link.aps.org/doi/10.1103/PhysRevLett.110.118901>
- [7] Carmichael H J 1980 *J. Phys. B* **13** 3551 URL <https://dx.doi.org/10.1088/0022-3700/13/18/009>

- [8] Carollo F and Lesanovsky I 2022 *Phys. Rev. A* **105**(4) L040202 URL <https://link.aps.org/doi/10.1103/PhysRevA.105.L040202>
- [9] Riera-Campenya A, Moreno-Cardoner M and Sanpera A 2020 *Quantum* **4** 270 URL <https://doi.org/10.22331/q-2020-05-25-270>
- [10] Tucker K, Zhu B, Lewis-Swan R J, Marino J, Jimenez F, Restrepo J G and Rey A M 2018 *New J. Phys.* **20** 123003 URL <https://iopscience.iop.org/article/10.1088/1367-2630/aaf18b>
- [11] Buča B, Tindall J and Jaksch D 2019 *Nat. Commun.* **10** 1–6 URL <https://doi.org/10.1038/s41467-019-09757-y>
- [12] Gambetta F M, Carollo F, Marcuzzi M, Garrahan J P and Lesanovsky I 2019 *Phys. Rev. Lett.* **122**(1) 015701 URL <https://link.aps.org/doi/10.1103/PhysRevLett.122.015701>
- [13] Lazarides A, Roy S, Piazza F and Moessner R 2020 *Phys. Rev. Research* **2**(2) 022002 URL <https://link.aps.org/doi/10.1103/PhysRevResearch.2.022002>
- [14] Seibold K, Rota R and Savona V 2020 *Phys. Rev. A* **101**(3) 033839 URL <https://link.aps.org/doi/10.1103/PhysRevA.101.033839>
- [15] Lledó C, Mavrogordatos T K and Szymańska M H 2019 *Phys. Rev. B* **100**(5) 054303 URL <https://link.aps.org/doi/10.1103/PhysRevB.100.054303>
- [16] Mattes R, Lesanovsky I and Carollo F 2023 *Phys. Rev. A* **108**(6) 062216 URL <https://link.aps.org/doi/10.1103/PhysRevA.108.062216>
- [17] Prazeres L F d, Souza L d S and Iemini F 2021 *Phys. Rev. B* **103**(18) 184308 URL <https://link.aps.org/doi/10.1103/PhysRevB.103.184308>
- [18] Cabot A, Muhle L S, Carollo F and Lesanovsky I 2023 *Phys. Rev. A* **108**(4) L041303 URL <https://link.aps.org/doi/10.1103/PhysRevA.108.L041303>
- [19] Krishna M, Solanki P, Hajdušek M and Vinjanampathy S 2023 *Phys. Rev. Lett.* **130**(15) 150401 URL <https://link.aps.org/doi/10.1103/PhysRevLett.130.150401>
- [20] Cabot A, Giorgi G L and Zambrini R 2024 *PRX Quantum* **5**(3) 030325 URL <https://link.aps.org/doi/10.1103/PRXQuantum.5.030325>
- [21] Paulino P J, Lesanovsky I and Carollo F 2023 *Phys. Rev. A* **108**(2) 023516 URL <https://link.aps.org/doi/10.1103/PhysRevA.108.023516>
- [22] Keßler H, Kongkhambut P, Georges C, Mathey L, Cosme J G and Hemmerich A 2021 *Phys. Rev. Lett.* **127**(4) 043602 URL <https://link.aps.org/doi/10.1103/PhysRevLett.127.043602>
- [23] Kongkhambut P, Skulte J, Mathey L, Cosme J G, Hemmerich A and Keßler H 2022 *Science* **377** 670–673 URL <https://www.science.org/doi/abs/10.1126/science.abo3382>
- [24] Wu X, Wang Z, Yang F, Gao R, Liang C, Tey M K, Li X, Pohl T and You L 2024 *Nat. Phys.* 1–6 URL <https://doi.org/10.1038/s41567-024-02542-9>
- [25] Kongkhambut P, Cosme J G, Skulte J, Moreno Armijos M A, Mathey L, Hemmerich A and Keßler H 2024 *Rep. Prog. Phys.* **87** 080502 ISSN 1361-6633 URL <http://dx.doi.org/10.1088/1361-6633/ad6585>
- [26] Skulte J, Kongkhambut P, Keßler H, Hemmerich A, Mathey L and Cosme J G 2024 *Phys. Rev. A* **109**(6) 063317 URL <https://link.aps.org/doi/10.1103/PhysRevA.109.063317>
- [27] Montenegro V, Genoni M G, Bayat A and Paris M G 2023 *Commun. Phys.* **6** 304 URL <https://doi.org/10.1038/s42005-023-01423-6>
- [28] Cabot A, Carollo F and Lesanovsky I 2024 *Phys. Rev. Lett.* **132**(5) 050801 URL <https://link.aps.org/doi/10.1103/PhysRevLett.132.050801>
- [29] Iemini F, Fazio R and Sanpera A 2024 *Phys. Rev. A* **109**(5) L050203 URL <https://link.aps.org/doi/10.1103/PhysRevA.109.L050203>
- [30] Yousefjani R, Sacha K and Bayat A 2024 *arXiv preprint arXiv:2405.00328* URL <https://arxiv.org/abs/2405.00328>
- [31] Carollo F, Brandner K and Lesanovsky I 2020 *Phys. Rev. Lett.* **125**(24) 240602 URL <https://link.aps.org/doi/10.1103/PhysRevLett.125.240602>
- [32] Levy A and Kosloff R 2014 *Europhys. Lett.* **107** 20004 URL <https://dx.doi.org/10.1209/0295-5075/107/20004>

- [33] Deffner S and Campbell S 2019 *Quantum Thermodynamics: An introduction to the thermodynamics of quantum information* (Morgan & Claypool Publishers)
- [34] Carollo F, Lesanovsky I, Antezza M and De Chiara G 2024 *Quantum Sci. Technol.* **9** 035024 URL <https://dx.doi.org/10.1088/2058-9565/ad3f42>
- [35] Cusumano S 2022 *Entropy* **24** 1258 URL <https://doi.org/10.3390/e24091258>
- [36] De Chiara G, Landi G, Hewgill A, Reid B, Ferraro A, Roncaglia A J and Antezza M 2018 *New J. Phys.* **20** 113024 URL <https://doi.org/10.1088/1367-2630/aaecee>
- [37] Cattaneo M, De Chiara G, Maniscalco S, Zambrini R and Giorgi G L 2021 *Phys. Rev. Lett.* **126**(13) 130403 URL <https://link.aps.org/doi/10.1103/PhysRevLett.126.130403>
- [38] Lorenzo S, Ciccarello F and Palma G M 2017 *Phys. Rev. A* **96**(3) 032107 URL <https://link.aps.org/doi/10.1103/PhysRevA.96.032107>
- [39] Ciccarello F, Lorenzo S, Giovannetti V and Palma G M 2022 *Phys. Rep.* **954** 1–70 URL <https://doi.org/10.1016/j.physrep.2022.01.001>
- [40] Strasberg P, Schaller G, Brandes T and Esposito M 2017 *Phys. Rev. X* **7**(2) 021003 URL <https://link.aps.org/doi/10.1103/PhysRevX.7.021003>
- [41] De Chiara G and Imparato A 2022 *Phys. Rev. Res.* **4**(2) 023230 URL <https://link.aps.org/doi/10.1103/PhysRevResearch.4.023230>
- [42] Hewgill A, De Chiara G and Imparato A 2021 *Phys. Rev. Res.* **3**(1) 013165 URL <https://link.aps.org/doi/10.1103/PhysRevResearch.3.013165>
- [43] Alicki R and Fannes M 2013 *Phys. Rev. E* **87**(4) 042123 URL <https://link.aps.org/doi/10.1103/PhysRevE.87.042123>
- [44] Gyhm J Y, Šafránek D and Rosa D 2022 *Phys. Rev. Lett.* **128**(14) 140501 URL <https://link.aps.org/doi/10.1103/PhysRevLett.128.140501>
- [45] Ahmadi B, Mazurek P, Horodecki P and Barzanjeh S 2024 *Phys. Rev. Lett.* **132**(21) 210402 URL <https://link.aps.org/doi/10.1103/PhysRevLett.132.210402>
- [46] Campaioli F, Gherardini S, Quach J Q, Polini M and Andolina G M 2024 *Rev. Mod. Phys.* **96**(3) 031001 URL <https://link.aps.org/doi/10.1103/RevModPhys.96.031001>
- [47] Chen P, Yin T S, Jiang Z Q and Jin G R 2022 *Phys. Rev. E* **106**(5) 054119 URL <https://link.aps.org/doi/10.1103/PhysRevE.106.054119>
- [48] Le T P, Levinsen J, Modi K, Parish M M and Pollock F A 2018 *Phys. Rev. A* **97**(2) 022106 URL <https://link.aps.org/doi/10.1103/PhysRevA.97.022106>
- [49] Andolina G M, Keck M, Mari A, Giovannetti V and Polini M 2019 *Phys. Rev. B* **99**(20) 205437 URL <https://link.aps.org/doi/10.1103/PhysRevB.99.205437>
- [50] Santos A C, Çakmak B i e i f m c, Campbell S and Zinner N T 2019 *Phys. Rev. E* **100**(3) 032107 URL <https://link.aps.org/doi/10.1103/PhysRevE.100.032107>
- [51] Rossini D, Andolina G M and Polini M 2019 *Phys. Rev. B* **100**(11) 115142 URL <https://link.aps.org/doi/10.1103/PhysRevB.100.115142>
- [52] Santos A C 2021 *Phys. Rev. E* **103**(4) 042118 URL <https://link.aps.org/doi/10.1103/PhysRevE.103.042118>
- [53] Mitchison M T, Goold J and Prior J 2021 *Quantum* **5** 500 ISSN 2521-327X URL <https://doi.org/10.22331/q-2021-07-13-500>
- [54] Alicki R 2019 *J. Chem. Phys.* **150** 214110 ISSN 0021-9606 URL <https://doi.org/10.1063/1.5096772>
- [55] Farina D, Andolina G M, Mari A, Polini M and Giovannetti V 2019 *Phys. Rev. B* **99**(3) 035421 URL <https://link.aps.org/doi/10.1103/PhysRevB.99.035421>
- [56] Barra F 2019 *Phys. Rev. Lett.* **122**(21) 210601 URL <https://link.aps.org/doi/10.1103/PhysRevLett.122.210601>
- [57] Hovhannisyan K V, Barra F and Imparato A 2020 *Phys. Rev. Res.* **2**(3) 033413 URL <https://link.aps.org/doi/10.1103/PhysRevResearch.2.033413>
- [58] Martins W S, Carollo F, Li W, Brandner K and Lesanovsky I 2023 *Phys. Rev. A* **108**(5) L050201 URL <https://link.aps.org/doi/10.1103/PhysRevA.108.L050201>

- [59] Rodríguez R R, Ahmadi B, Mazurek P, Barzanjeh S, Alicki R and Horodecki P 2023 *Phys. Rev. A* **107**(4) 042419 URL <https://link.aps.org/doi/10.1103/PhysRevA.107.042419>
- [60] Chang W, Yang T R, Dong H, Fu L, Wang X and Zhang Y Y 2021 *New J. Phys.* **23** 103026 URL <https://dx.doi.org/10.1088/1367-2630/ac2a5b>
- [61] Catalano A, Giampaolo S, Morsch O, Giovannetti V and Franchini F 2024 *PRX Quantum* **5**(3) 030319 URL <https://link.aps.org/doi/10.1103/PRXQuantum.5.030319>
- [62] Hu C K, Qiu J, Souza P J P, Yuan J, Zhou Y, Zhang L, Chu J, Pan X, Hu L, Li J, Xu Y, Zhong Y, Liu S, Yan F, Tan D, Bachelard R, Villas-Boas C J, Santos A C and Yu D 2022 *Quantum Sci. Technol.* **7** 045018 URL <https://dx.doi.org/10.1088/2058-9565/ac8444>
- [63] Maillette de Buy Wenniger I, Thomas S E, Maffei M, Wein S C, Pont M, Belabas N, Prasad S, Harouri A, Lemaître A, Sagnes I, Somaschi N, Auffèves A and Senellart P 2023 *Phys. Rev. Lett.* **131**(26) 260401 URL <https://link.aps.org/doi/10.1103/PhysRevLett.131.260401>
- [64] Gemme G, Grossi M, Ferraro D, Vallecorsa S and Sassetti M 2022 *Batteries* **8** ISSN 2313-0105 URL <https://www.mdpi.com/2313-0105/8/5/43>
- [65] Joshi J and Mahesh T S 2022 *Phys. Rev. A* **106**(4) 042601 URL <https://link.aps.org/doi/10.1103/PhysRevA.106.042601>
- [66] Morrone D, Rossi M A and Genoni M G 2023 *Phys. Rev. Appl.* **20**(4) 044073 URL <https://link.aps.org/doi/10.1103/PhysRevApplied.20.044073>
- [67] Beleño Z, Santos M F and Barra F 2024 *New J. Phys.* **26** 073049 URL <https://dx.doi.org/10.1088/1367-2630/ad6348>
- [68] Ferraro D, Campisi M, Andolina G M, Pellegrini V and Polini M 2018 *Phys. Rev. Lett.* **120**(11) 117702 URL <https://link.aps.org/doi/10.1103/PhysRevLett.120.117702>
- [69] Kamin F H, Tabesh F T, Salimi S and Santos A C 2020 *Phys. Rev. E* **102**(5) 052109 URL <https://link.aps.org/doi/10.1103/PhysRevE.102.052109>
- [70] Hajdušek M, Solanki P, Fazio R and Vinjanampathy S 2022 *Phys. Rev. Lett.* **128**(8) 080603 URL <https://link.aps.org/doi/10.1103/PhysRevLett.128.080603>
- [71] Hepp K and Lieb E H 1973 *Phys. Rev. A* **8**(5) 2517–2525 URL <https://link.aps.org/doi/10.1103/PhysRevA.8.2517>
- [72] Breuer H P, Petruccione F *et al.* 2002 *The theory of open quantum systems* (Oxford University Press on Demand)
- [73] Carmichael H J and Walls D F 1973 *J. Phys. A* **6** 1552 URL <https://dx.doi.org/10.1088/0305-4470/6/10/014>
- [74] Hofer P P, Perarnau-Llobet M, Miranda L D M, Haack G, Silva R, Brask J B and Brunner N 2017 *New J. Phys.* **19** 123037 URL <https://dx.doi.org/10.1088/1367-2630/aa964f>
- [75] Brennecke F, Donner T, Ritter S, Bourdel T, Köhl M and Esslinger T 2007 *Nature* **450** 268–271 URL <https://doi.org/10.1038/nature06120>
- [76] Brennecke F, Ritter S, Donner T and Esslinger T 2008 *Science* **322** 235–238 URL <https://www.science.org/doi/abs/10.1126/science.1163218>
- [77] Purdy T P, Brooks D W C, Botter T, Brahmns N, Ma Z Y and Stamper-Kurn D M 2010 *Phys. Rev. Lett.* **105**(13) 133602 URL <https://link.aps.org/doi/10.1103/PhysRevLett.105.133602>
- [78] Keßler H, Kongkhambut P, Georges C, Mathey L, Cosme J G and Hemmerich A 2021 *Phys. Rev. Lett.* **127**(4) 043602 URL <https://link.aps.org/doi/10.1103/PhysRevLett.127.043602>
- [79] Ritsch H, Domokos P, Brennecke F and Esslinger T 2013 *Rev. Mod. Phys.* **85**(2) 553–601 URL <https://link.aps.org/doi/10.1103/RevModPhys.85.553>
- [80] Spohn H 1978 *J. Math. Phys.* **19** 1227–1230 ISSN 0022-2488 URL <https://doi.org/10.1063/1.523789>
- [81] Alicki R 1979 *J. Phys. A* **12** L103 URL <https://dx.doi.org/10.1088/0305-4470/12/5/007>
- [82] Carollo F and Lesanovsky I 2021 *Phys. Rev. Lett.* **126**(23) 230601 URL <https://link.aps.org/doi/10.1103/PhysRevLett.126.230601>
- [83] Carollo F and Lesanovsky I 2024 *Phys. Rev. Lett.* **133**(15) 150401 URL <https://link.aps.org/doi/10.1103/PhysRevLett.133.150401>

- [84] Drummond P and Carmichael H 1978 *Opt. Commun.* **27** 160–164 ISSN 0030-4018 URL <https://www.sciencedirect.com/science/article/pii/0030401878901980>
- [85] Souza L d S, Manzano G, Fazio R and Iemini F 2022 *Phys. Rev. E* **106**(1) 014143 URL <https://link.aps.org/doi/10.1103/PhysRevE.106.014143>
- [86] Benatti F, Carollo F and Floreanini R 2015 *Ann. Phys. (Berlin)* **527** 639–655 URL <https://doi.org/10.1002/andp.201500165>
- [87] Goderis D, Verbeure A and Vets P 1990 *Commun. Math. Phys.* **128** 533–549 ISSN 1432-0916 URL <https://doi.org/10.1007/BF02096872>
- [88] Benatti F, Carollo F, Floreanini R and Narnhofer H 2018 *J. Phys. A* **51** 325001 URL <https://dx.doi.org/10.1088/1751-8121/aacbdb>
- [89] Pirandola S, Serafini A and Lloyd S 2009 *Phys. Rev. A* **79**(5) 052327 URL <https://link.aps.org/doi/10.1103/PhysRevA.79.052327>
- [90] Boneberg M, Lesanovsky I and Carollo F 2022 *Phys. Rev. A* **106**(1) 012212 URL <https://link.aps.org/doi/10.1103/PhysRevA.106.012212>
- [91] Lami L, Regula B, Wang X, Nichols R, Winter A and Adesso G 2018 *Phys. Rev. A* **98**(2) 022335 URL <https://link.aps.org/doi/10.1103/PhysRevA.98.022335>
- [92] Giorda P and Paris M G A 2010 *Phys. Rev. Lett.* **105**(2) 020503 URL <https://link.aps.org/doi/10.1103/PhysRevLett.105.020503>
- [93] Adesso G and Datta A 2010 *Phys. Rev. Lett.* **105**(3) 030501 URL <https://link.aps.org/doi/10.1103/PhysRevLett.105.030501>
- [94] Lörch N, Nigg S E, Nunnenkamp A, Tiwari R P and Bruder C 2017 *Phys. Rev. Lett.* **118**(24) 243602 URL <https://link.aps.org/doi/10.1103/PhysRevLett.118.243602>
- [95] Solanki P, Mehdi F M, Hajdušek M and Vinjanampathy S 2023 *Phys. Rev. A* **108**(2) 022216 URL <https://link.aps.org/doi/10.1103/PhysRevA.108.022216>
- [96] Nigg S E 2018 *Phys. Rev. A* **97**(1) 013811 URL <https://link.aps.org/doi/10.1103/PhysRevA.97.013811>
- [97] Allahverdyan A E, Balian R and Nieuwenhuizen T M 2004 *Europhys. Lett.* **67** 565 URL <https://dx.doi.org/10.1209/epl/i2004-10101-2>
- [98] Andolina G M, Keck M, Mari A, Campisi M, Giovannetti V and Polini M 2019 *Phys. Rev. Lett.* **122**(4) 047702 URL <https://link.aps.org/doi/10.1103/PhysRevLett.122.047702>
- [99] Sparaciari C, Jennings D and Oppenheim J 2017 *Nat. Commun.* **8** 1895 ISSN 2041-1723 URL <https://doi.org/10.1038/s41467-017-01505-4>
- [100] Brown E G, Friis N and Huber M 2016 *New J. Phys.* **18** 113028 URL <https://dx.doi.org/10.1088/1367-2630/18/11/113028>
- [101] Pavlov V P, Porras D and Ivanov P A 2023 *Phys. Scr.* **98** 095103 URL <https://dx.doi.org/10.1088/1402-4896/ace99f>
- [102] Ma J, Wang X, Sun C and Nori F 2011 *Phys. Rep.* **509** 89–165 ISSN 0370-1573 URL <https://www.sciencedirect.com/science/article/pii/S0370157311002201>
- [103] Paulo J Paulino, Albert Cabot, Igor Lesanovsky, Mauro Antezza, Gabriele De Chiara and Federico Carollo 2024 Github repository supporting the paper “Thermodynamics of coupled time crystals with an application to energy storage” URL <https://github.com/PauloJPS/Coupled-Time-Crystals>
- [104] Landi G T and Paternostro M 2021 *Rev. Mod. Phys.* **93**(3) 035008 URL <https://link.aps.org/doi/10.1103/RevModPhys.93.035008>
- [105] Simon R, Chaturvedi S and Srinivasan V 1999 *J. Math. Phys.* **40** 3632–3642 ISSN 0022-2488 URL <https://doi.org/10.1063/1.532913>
- [106] Chan C K, Lee T E and Gopalakrishnan S 2015 *Phys. Rev. A* **91**(5) 051601 URL <https://link.aps.org/doi/10.1103/PhysRevA.91.051601>