

Generalized XY model with competing antiferromagnetic and antinematic interactions

Milan Žukovič*

*Institute of Physics, Faculty of Science, P. J. Šafárik University,
Park Angelinum 9, 041 54 Košice, Slovakia*

(Dated: November 8, 2024)

Abstract

We study effects of q -order antinematic (AN_q) interactions on the critical behavior of the antiferromagnetic (AF) XY model on a square lattice. It is found that the evolution of the phase diagram topology of such AF- AN_q models with the parameter q does not follow the same line as for the corresponding FM- N_q models with the ferromagnetic (FM) and q -order nematic (N_q) interactions. Their phase diagrams are similar only for odd values of the parameter q . In such cases the respective phases reported in the FM- N_q models are observed in the AF- AN_q models on each of the two AF-coupled sublattices and the corresponding phase transitions are concluded to be of the same kind. On the other hand, for even values of q the phase diagrams of the AF- AN_q models are different from the FM- N_q models and their topology does not change with q . Besides the pure AF and AN_q phases, observed at higher temperatures in the regions of the dominant respective couplings, at low temperatures there is a new canted (C)AF phase, which results from the competition between the AF and AN_q ordering tendencies and has no counterpart in the FM- N_q model. The phase transitions to the CAF phase from both AF and AN_q phases appear to be of the BKT nature.

Keywords: antiferromagnetic XY model, antinematic interaction, square lattice, phase diagram, canted antiferromagnetic phase

I. INTRODUCTION

The standard two-dimensional XY model is very well understood but its various generalizations are still of great interest due to

their rich and unexpected critical behavior as well as their potential experimental realizations. In particular, the model with a nematic term has attracted a lot of attention as a potential model for various experimental realizations, including liquid crystals [1–

* milan.zukovic@upjs.sk

3], superfluid A phase of ^3He [4], or high-temperature cuprate superconductors [5]. A central feature of such a model is the existence of a nematic quasi-long-range order (QLRO) phase, which is separated from the magnetic one at lower temperatures by the phase boundary belonging to the Ising universality class [1, 4]. Later it has been found that replacing the second-order nematic term with a more general q -order (pseudo-nematic) term, can result in even more interesting critical behavior. Namely, for $q \geq 3$ new ordered phases can appear and the phase transitions between different phases can belong to various, such as the Berezinskii-Kosterlitz-Thouless (BKT), the Ising or the three-state Potts universality classes [6–8].

Further generalizations, that were motivated by orientational transitions in liquid crystals, demonstrated possibility of the change of the BKT to the first-order transition. Such a scenario has been suggested and rigorously proved in the models with the k -th order Legendre polynomials of the dipole term for sufficiently large value of k [9, 10], the non-linear models with the potential shape controlled by the parameter p^2 for large p [11–15], or the XY models involving q higher-order terms with exponentially vanishing strength for sufficiently large q (including an infinite number) [16]. Multiple phase transitions have been found in the

models with a small number of purely low-order pseudo-nematic terms [17, 18].

The corresponding models with the antiferromagnetic (AF) and q -order antinematic (AN_q) couplings have been mainly studied on a frustration-inducing non-bipartite triangular lattice. The model with $q = 2$ has been demonstrated to produce the phase diagram, which besides the AF and AN_2 QLRO phases also includes a so-called chiral LRO phase with the phase boundary decoupled from the magnetic and nematic ones [19]. More recent investigations of the AF- AN_q models with $q > 2$ on a triangular lattice led to the conclusion that such models can display a number of ordered and quasi-ordered phases as a result of geometrical frustration and/or competition between the AF and the AN_q interactions [20–22]. It is worth noting that such models have also been employed in some interdisciplinary applications, e.g. for modeling of DNA packing [23] or structural phases of cyanide polymers [20, 24, 25].

Recent studies demonstrated that also the XY model with mixed FM and AN_2 couplings on a (unfrustrated bipartite) square lattice is of theoretical interest as it shows a unique critical behavior [26, 27]. The resulting phase diagram is different from either the corresponding FM- AN_2 model on the triangular lattice or the FM- N_2 model on the same square lattice. Namely, it features a peculiar

canted FM (CFM) phase that arises due to the competition between the FM and AN_2 couplings. In the present study, we systematically investigate effects of the AN_q terms on the critical behavior of the AF XY model on the square lattice for arbitrary value of the parameter q .

II. MODEL AND METHOD

We consider the generalized XY models with the AF interaction J_1 and the AN_q interaction J_q on the square lattice with the Hamiltonian

$$\mathcal{H} = -J_1 \sum_{\langle i,j \rangle} \cos(\phi_{i,j}) - J_q \sum_{\langle i,j \rangle} \cos(q\phi_{i,j}), \quad (1)$$

where $\phi_{i,j} = \phi_i - \phi_j$ is an angle between nearest-neighbor spins, $J_1 \in (-1, 0)$ and $J_q = -J_1 - 1 \in (-1, 0)$, and q is a positive integer. It is important to remark that in such models there is a competition between the two terms: while the first one favors the colinear antiparallel alignment of the neighboring spins, the second one enforces a phase difference of $2k\pi/q$, where $k \leq q$ is an integer.

To determine the ground states in the $J_q - q$ parameter space one needs to find the spin configurations that minimize the Hamiltonian in the phase space, which can be done by global optimization of the energy functional \mathcal{H} . To obtain temperature dependencies of various quantities of inter-

est, we perform Monte Carlo (MC) simulation with Metropolis dynamics. We simulate lattices of the size $L \times L$, with the side length ranging between $L = 24$ -120 by applying periodic boundary conditions. For thermal averaging we typically consider 5×10^5 MC sweeps (MCS) after discarding the initial 10^5 MCS necessary for bringing the system to the thermal equilibrium. The simulations proceed from high temperatures, corresponding to a paramagnetic phase, towards lower values. To shorten the thermalization period and to make sure that the system remains close to the equilibrium at all times the simulation at the next temperature is initiated using the final configuration obtained at the previous temperature separated from the current one by a sufficiently small step (typically $\Delta T = 0.025$, measured in units of J_1 with the Boltzmann constant set to unity).

To identify the nature (universality class) of a phase transition we need to perform a finite-size scaling (FSS) analysis. For that purpose it is useful to perform much longer runs at one temperature sufficiently close to the transition point for a wider range of the lattice sizes. Then by applying reweighting techniques [28, 29] one can achieve a more accurate determination of the maxima of various quantities involved in the FSS analysis with the goal to estimate the corresponding critical exponents. For the FSS analysis we

perform simulations using up to 5×10^6 MCS after discarding 10^6 MCS for thermalization. The calculated mean values are accompanied with the statistical errors evaluated using the Γ -method [30].

We evaluate the following thermodynamic functions, where $\langle \dots \rangle$ denotes thermal averaging. The specific heat per spin c is obtained from the energy fluctuations as

$$c = \frac{\langle \mathcal{H}^2 \rangle - \langle \mathcal{H} \rangle^2}{L^2 T^2}. \quad (2)$$

We define the sublattice order parameters $m_{k,l}$ as

$$m_{k,l} = \langle M_{k,l} \rangle / L^2 = \left\langle \left| \sum_j \exp(ik\phi_j) \right| \right\rangle / L^2, \quad (3)$$

where $k = 1, \dots, q$ and $l = 1, 2$ denotes the two sublattices of the square lattice and the summation runs over the spins belonging to the sublattice l . We note that the values of $k = 1$ ($k > 1$) correspond to the magnetic (nematic) order parameters. The corresponding sublattice susceptibilities $\chi_{k,l}$ are then defined as

$$\chi_{k,l} = \frac{\langle M_{k,l}^2 \rangle - \langle M_{k,l} \rangle^2}{L^2 T}, \quad k = 1, \dots, q, \quad l = 1, 2. \quad (4)$$

The total order parameters and susceptibilities are then obtained as $m_k = m_{k,1} + m_{k,2}$ and $\chi_k = \chi_{k,1} + \chi_{k,2}$, respectively.

The order parameter for a BKT transition [31, 32] is the helicity modulus Υ or spin wave stiffness [33–36]. It reflects the response

of the system upon a small overall twist of spins in a particular direction and in the thermodynamic limit it acquires the zero value in the disordered phase and finite values in the ordered phase. On the sublattice l it is defined as

$$\Upsilon_l = \frac{1}{L^2} \left\langle \sum_{\langle i,j \rangle_x} J_1 \cos(\phi_{i,j}) + q^2 J_q \cos(q\phi_{i,j}) \right\rangle - \frac{\beta}{L^2} \left\langle \left[\sum_{\langle i,j \rangle_x} J_1 \sin(\phi_{i,j}) + q J_q \sin(q\phi_{i,j}) \right]^2 \right\rangle, \quad (5)$$

where $\sum_{\langle i,j \rangle_x}$ is taken over the nearest neighbors on the sublattice l along the twist direction. The total helicity modulus is then taken as $\Upsilon = \Upsilon_1 + \Upsilon_2$.

We also evaluate a vortex density ρ , calculated directly from MC states. A vortex (antivortex) is a topological defect which corresponds to the spin angle change by 2π (-2π) going around a closed contour enclosing the excitation core. The vortex density can be obtained by summation of the angles between adjacent four spins on each square plaquette for each equilibrium configuration. Then the value of 2π represents a vortex, -2π antivortex and 0 means that there is no topological defect. Finally, the vortex density ρ is obtained as a normalized thermodynamic average of the absolute value of the vorticity (taking into consideration both vortices and antivortices) summed over the entire lattice and normalized by its volume.

III. RESULTS

A. Ground state

Ground-state properties with the varying exchange interaction ratio are presented in Fig. 1, for the increasing values of the parameter q . In particular, Fig. 1(a) shows the variation of the ground-state energy per spin pair e_{GS} with J_q , for $q = 2, 3, \dots, 8$. One can notice different behavior of the curves corresponding to even and odd values of q . All start and end at the minimum value $e_{GS} = -1$ but for even values there is an increase within the interval $J_q \in (-1, 0)$ with the maximum of $e_{GS} = -0.5$ for $q = 2$, which gradually decreases with the increasing q . The semi-log plot in Fig. 1(b) indicates that the enhanced energies persist up to large values of q but not within the entire interval $J_q \in (-1, 0)$. The energy seems to be minimized to $e_{GS} = -1$ before the limiting value of $J_q = 0$, i.e., even in the presence of a sufficiently small $J_q \gtrsim -10^{-4}$. On the other hand, the ground-state energies for odd values of q remain constant at $e_{GS} = -1$ within the entire interval $J_q \in (-1, 0)$.

The bottom panels in Fig. 1 present the corresponding variations of the ground-state turn angles between neighboring spins ϕ_{GS} with J_q . The limiting cases of $\phi_{GS} = \pi$ at $J_q = 0$ and $\phi_{GS} = \pm\pi/q$ at $J_q = -1$ corre-

spond to the purely AF and AN_q orderings, respectively, with no competition between the AF and AN_q couplings and thus the minimum energy. Within $J_q \in (-1, J_q^*)$ for even values of q there is competition between the two terms that leads to the non-universal (J_q -dependent) spin turn angles $\pi - \pi/q < \phi_{GS} < \pi + \pi/q$ that minimize the total energy at the values $e_{GS} > -1$. Hereafter, we will refer to this phase as canted antiferromagnetic (CAF). In the remaining part of the interval, i.e. within $J_q \in (J_q^*, 0)$, there is still competition present but the J_1 term prevails, which leads to the perfect AF ordering, albeit at still elevated e_{GS} (except the region close to $J_q = 0$, as shown in Fig. 1(b)). The threshold value J_q^* increases with q but for $q \rightarrow \infty$ does not vanish but instead it seems to converge to some small value of $J_q^* \approx -10^{-3}$ (see Fig. 1(d)).

The presence/absence of the competition for even and odd values of q is demonstrated in the inset of Fig. 1(c), which shows the energies of the AF ($q = 1$) and AN_q ($q > 1$) terms as functions of the phase angle. While the minima for odd values of $q > 1$ include the minimum of the $q = 1$ phase at $\phi = \pi$ with $e_{GS} = -1$, those for even q , such as $q = 2$, are shifted leading to the enhanced $e_{GS} > -1$ at $\phi \neq \pi$, corresponding to the CAF phase. Within the CAF phase we observed formation of small domains with AF

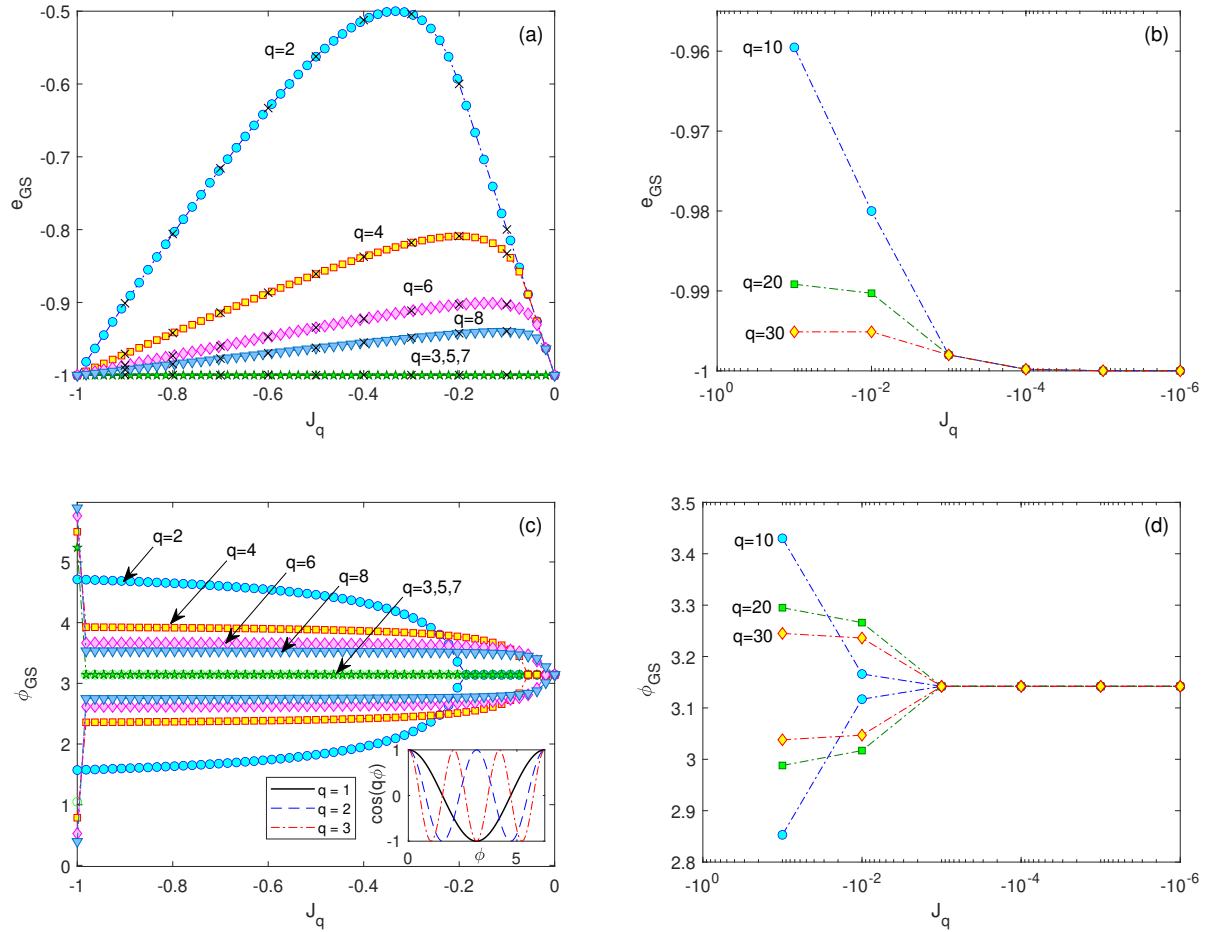


FIG. 1. (Color online) (a,b) Ground-state energies per spin pair and (c,d) the corresponding spin angles, obtained from numerical optimization for different values of q . The black crosses in (a) show the energy per spin pair obtained from MC simulations at the lowest considered temperature. The panels (b) and (d) zoom in the behavior of the quantities for large q in the limit of $J_q \rightarrow 0$.

(antiparallel) orientation of spins the size of which gradually increases with the increasing value of J_q . Eventually, for $J_q > J_q^*$ the canting angle ϕ_{GS} becomes π and the domains merge to a single AF domain spanning the entire lattice. The spin domains observed in the CAF phase have zero-energy walls due to the inherent degeneracy caused by the competing interactions (see Ref. [27] for details

in the FM-AN₂ case).

B. Finite temperatures

1. Phase diagrams

The phase diagrams in the $T - J_q$ planes are presented in Fig. 2, for $q = 2, 3, \dots, 7$. One can notice three different types of

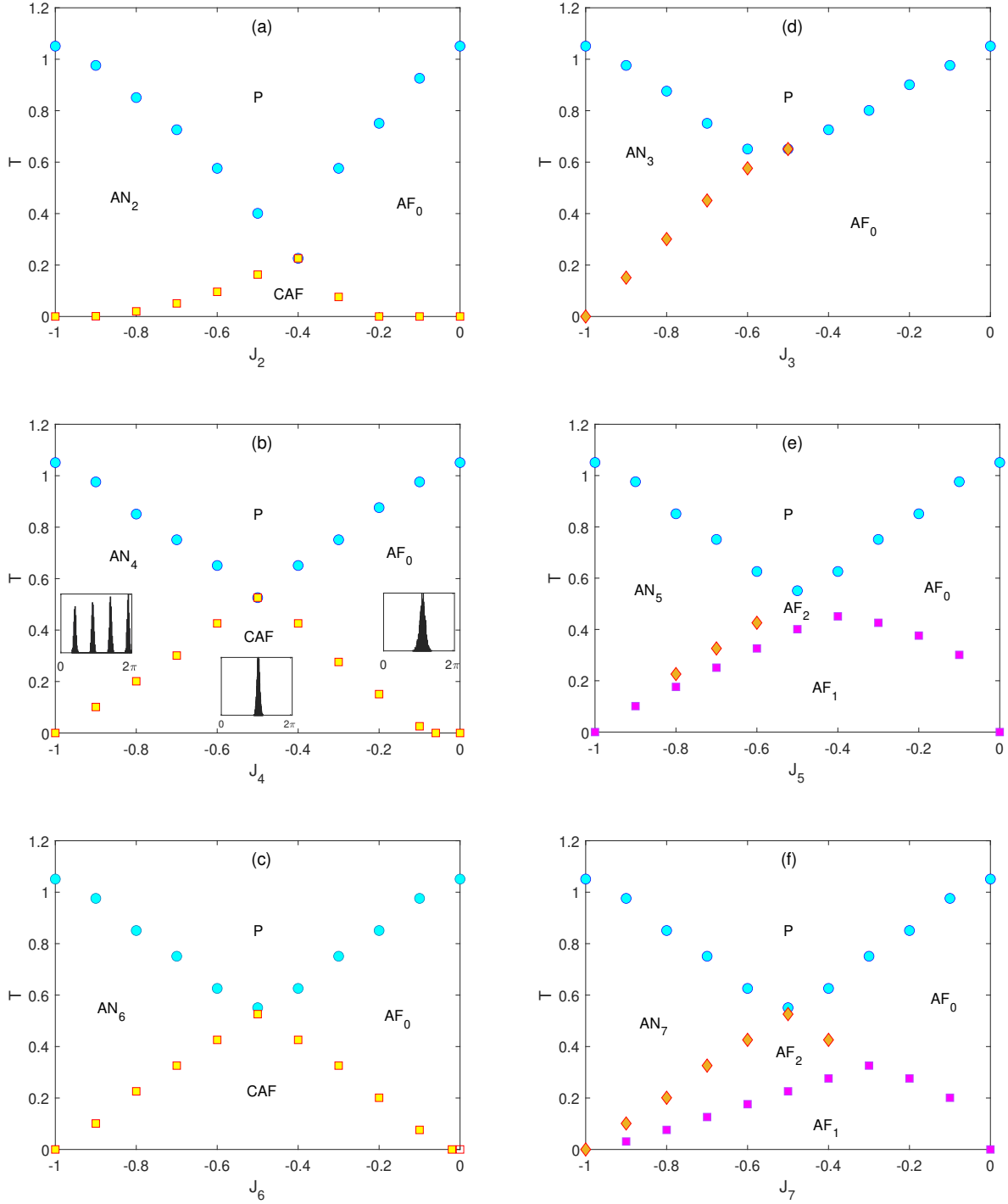


FIG. 2. (Color online) Phase diagrams in $T - J_q$ planes, for $q = 2, \dots, 7$. The insets in (b) show one-sublattice spin distributions at $T = 0.15$ and $J_4 = -0.9$ (AN₄), $J_4 = -0.5$ (CAF), and $J_4 = -0.1$ (AF₀).

topology, featuring from three up to five phases. The phase diagrams corresponding

to even values of q (left column) share the same topology with four phases: the high-temperature paramagnetic (P) phase, the AF₀ phase [?] for small $|J_q|$ values (dominant J_1 coupling), the AN _{q} phase for large enough $|J_q|$, and the low-temperature CAF phase wedged between the AF₀ and AN _{q} phases.

On the other hand, the phase diagrams corresponding to odd values of q (right column) display two types of topology. In particular, the $q = 3$ case features three phases. Compared to the $q = 2$ case, there is no CAF phase and the corresponding low-temperature region of the phase diagram is occupied by the AF₀ phase. It is also worth noticing that the absence of the competition between the two couplings for $q = 3$ (that led to the formation of the CAF phase for $q = 2$) also results in the overall shift of the phase boundaries to higher temperatures as well as the shift of the multicritical point, at which all the phase boundaries meet, to $J_q \approx -0.5$. The phase diagram topology changes for odd values of $q \geq 5$. More specifically, the AF₀ phase observed for $q = 3$ splits into three different AF phases: AF₀, AF₁, and AF₂. The nature of these phases is very similar to the corresponding phases F₀, F₁, and F₂, reported in the F-N _{q} models [6–8], except for their AF character. In other words, in the present models, the F₀, F₁, and F₂ phases can

be observed on each of the two AF-coupled sublattices. The respective phases can be on each sublattice characterized by multimodal spin angle distribution (AF₂) or unimodal distributions with smaller (AF₁) and larger (AF₀) widths. With the increasing q , the AF₂ phase area expands at the cost of the AF₁ phase. In the following, the respective phases and phase transitions are described in more detail for the representative cases.

2. Even values of q

The focus point of the case of even values of q are the low-temperature phase transitions from the AF₀ and AN _{q} phases to the CAF phase. Let us recall that a related CFM phase has been observed in the FM-AN₂ model, wedged between the FM and AN₂ phases [26, 27]. In the CFM phase, neighboring spins in two sublattices are canted by the interaction ratio dependent angle and the intrasublattice ordering is characterized by a fast-decaying power-law correlation function. Significantly diminished correlations within CFM are argued to be a result of the presence of zero-energy domain walls due to the inherent degeneracy caused by the AN₂ interactions. The AN₂-CFM phase transition appears to be not compliant with the Ising universality class due to the competition between the two types of couplings. However,

the transition occurs at rather low temperature and is accompanied with huge MC autocorrelation times, which make a reliable FSS analysis problematic [27].

For the present models with even values of q , the behavior of various evaluated thermodynamic quantities are presented in Fig. 3 for the representative case of $q = 4$ (for which the transition temperatures to the CAF phase are much higher and the autocorrelation time much smaller than for the $q = 2$ case). The temperature dependencies of those quantities are presented for two values of the parameter J_4 , that correspond to the AF₀-CAF ($J_4 = -0.3$) and the AN₄-CAF ($J_4 = -0.7$) transitions. The specific heat curves in the panel (a) indicate the presence of two transitions in either case. The decay of the order parameters m_1 and m_4 in the panel (b) tell us that the high-temperature peaks correspond to the AF₀-P transition for $J_4 = -0.3$ and the AN₄-P transition for $J_4 = -0.7$. The low-temperature CAF-AF₀ transition for $J_4 = -0.3$ and CAF-AN₄ transition for $J_4 = -0.7$ are captured by the parameters m_4 and m_1 , which remain finite in the CAF phase but vanish at the transitions to the AF₀ and AN₄ phases, respectively. The respective transition points can be roughly determined based on the peaks in the corresponding susceptibilities, χ_1 and χ_4 in the panel (c). One can notice that they occur at slightly lower temper-

atures than the corresponding specific heat peaks, as usually happens in the case of the BKT transition.

A true order parameter for the BKT transition is the helicity modulus Υ . At the transition temperature T_{BKT} it exhibits a universal jump from a finite value to zero. In the standard XY model T_{BKT} can be determined from the condition $\Upsilon(T_{\text{BKT}}) = 2T_{\text{BKT}}/\pi\nu^2$, where ν is the vorticity. In the generalized XY model with the mixed vorticities, like the present one with $\nu_1 = 1$ and $\nu_2 = 1/q$, the simplest, albeit not very precise [?], approach interpolates between the two pure cases obtaining $\Upsilon(T_{\text{BKT}}) = (2/\pi)T_{\text{BKT}}(|J_1|/\nu_1^2 + |J_q|/\nu_2^2)$ [19, 37, 38]. The helicity modulus curves, along with the straight line showing the estimated BKT transition temperature for $J_4 = -0.7$, are presented in Fig. 3(d). The same figure also includes the (integer) vertex density ρ curves for the two values of J_4 . The vortex density is small within the BKT phase but as vortices unbind close to the transition to the disordered phase, their density rapidly increases. No increase is observed at the CAF-AF₀ transition, which means that the integer vortices remain bounded also inside the CAF phase.

Next we look into the nature of the respective phase transitions, particularly those to the peculiar CAF phase. To judge whether the transition has a BKT or non-BKT nature

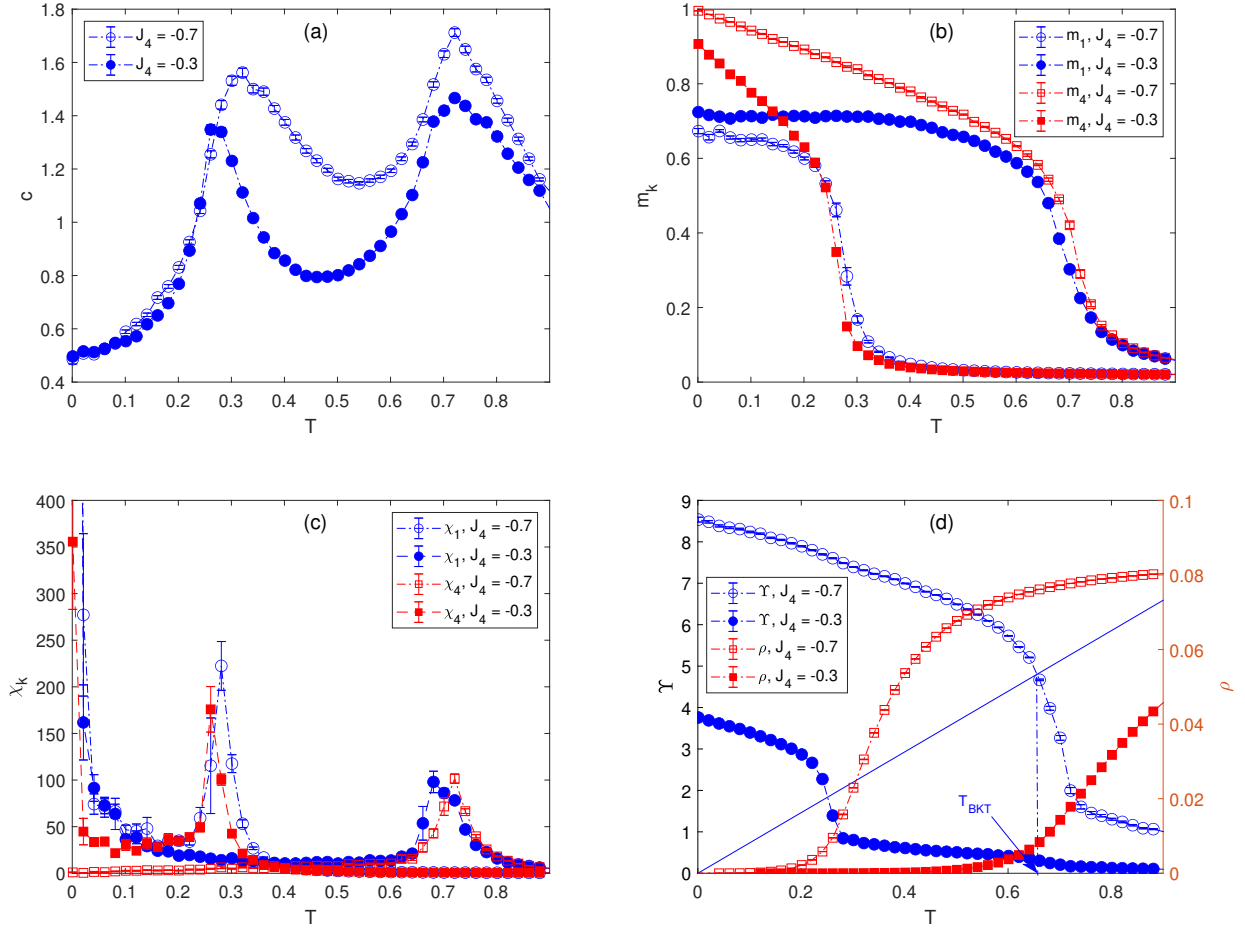


FIG. 3. (Color online) Temperature dependencies of (a) the specific heat, (b) the magnetizations m_1 and m_4 , (c) the susceptibilities χ_1 and χ_4 and (d) the helicity modulus Υ and vertex density ρ , for $q = 4$ and $J_4 = -0.3$ and -0.7 . The straight line is $2(|J_1| + 16|J_4|)T/\pi$, for $J_4 = -0.7$.

in Fig. 4 we plot the lattice size dependencies of various quantities to check their finite-size behaviors in the vicinity of the transition points. It is known that in the case of the BKT transition the helicity modulus should display a discontinuous jump in the thermodynamic limit and thus for finite lattice sizes one should observe a gradually increasing slope as the lattice size increases. In the panel (a) we plot the helicity modulus

curves for different lattice sizes and two values of $J_4 = -0.3$ and -0.7 , corresponding to the CAF- AF_0 and CAF- AN_4 transitions, respectively. In the vicinity of both transitions we indeed can see the size-dependent behavior, which indicates that these transitions are of the BKT nature.

Nevertheless, for $J_4 = -0.7$ the size-dependence is only observed at the high-temperature P- AN_4 transition. This may

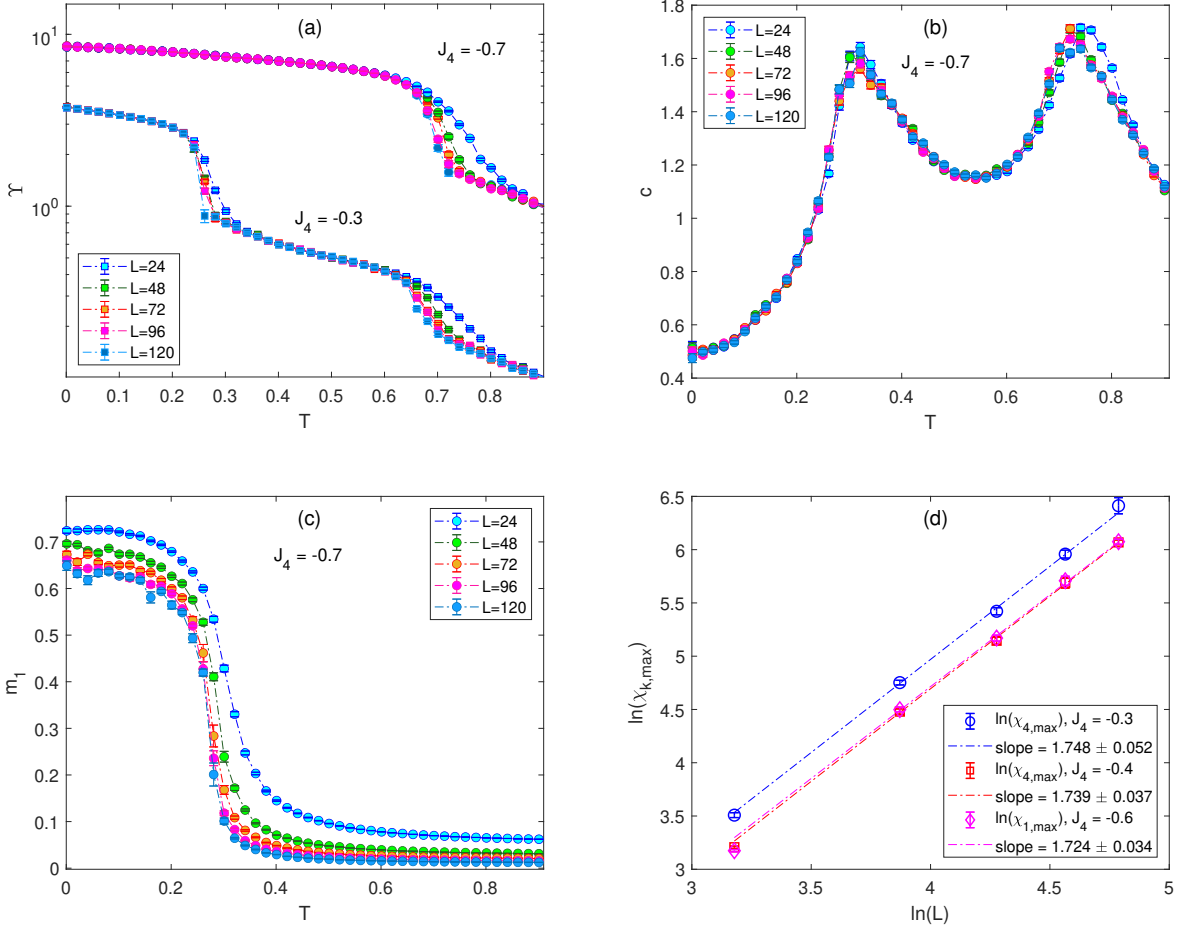


FIG. 4. (Color online) (a) Temperature dependencies of (a) the helicity modulus, (c) the specific heat, (c) the magnetization, for $q = 4$, $J_4 = -0.3, -0.7$ and different lattice sizes. (d) The FSS analysis of the susceptibility χ_1 at the AF_0 -CAF transition for $J_4 = -0.6$ and the susceptibility χ_4 at the AN_4 -CAF transition for $J_4 = -0.3$ and -0.4 .

indicate a non-BKT nature of the low-temperature CAF- AN_4 transition. It is interesting to notice that this transition bears some similarity with the F_1 - F_2 transition in the F - N_q models for $q \geq 5$. At this transition spins in the phase F_2 , equally distributed along $q/2$ directions in the same half-plane with peaks of unequal heights, pick in the F_1 phase one (the mostly populated) direc-

tion [8]. In the present model, as demonstrated in the insets in Fig. 2(b), spins that belong to one sublattice are in the phase AN_q equally distributed along q directions around the whole plane and at the transition to the CAF phase choose one common direction (different from either of the q directions in the AN_q phase) that is canted with respect to the other sublattice spin direction by the

J_q -dependent angle. Thus there is some resemblance with the $q = 4$ clock model showing the Ising-like phase transition, except for the frustration-induced canting. This similarity along with the absence of the size-dependence of the helicity modulus, as defined in Eq.(5), at the CAF-AN₄ transition might suggest the non-BKT nature of the transition but some other arguments would rather suggest the opposite. In particular, as has been shown by Kumano et al. [39], the helicity modulus insensitivity to the lattice size might be just the consequence of the fact that it is defined with respect to an infinitesimal twist, which is inappropriate not only for models with discrete Z_p symmetry, such as the p -state clock model, but also for the XY model with a perturbation which breaks the $U(1)$ symmetry down to Z_p . The lack of the jump in such improperly defined helicity modulus led to the false conclusion about the absence of the BKT transition in the five-state clock model [40, 41]. In favor of the BKT nature of the CAF-AN₄ transition are also the shape and the system size dependencies of the specific heat in the panel (b) and the magnetization in the panel (c). In particular, the low-temperature specific heat peak is not sharp, as it should be at the Ising transition, but rather round and similar to the high-temperature peak that accompanies the BKT transition. Furthermore, we verified the

nature of the transitions by performing FSS analyses of maxima of the susceptibilities χ_1 for $J_4 = -0.6$, corresponding to the CAF-AN₄ transition, and χ_4 for $J_4 = -0.3$ and -0.4 , corresponding to the CAF-AF₀ transition (see Fig. 4(d)). The fitted slopes [?] for the respective cases show only rather small variation and do not deviate from the value $2 - \eta = 7/4$ (expected at either Ising or BKT transition) beyond the statistical errors.

Similar examination of the disputable CAF-AN_q transition was also performed for $q = 6$. If the transition was related to the q -state clock model then we should observe the change from the Ising type for $q = 4$ to the BKT nature for $q = 6$. However, the results presented in Fig. 5 appear consistent with those obtained for $q = 4$ and thus we believe that it is more likely that both transitions are of the BKT nature.

3. Odd values of q

For odd values of q , the case of $q = 3$ is unique in the sense that its phase diagram features only two ordered phases: the AF₀ phase that occupies a vast area in the low-temperature region and the AN₃ phase that emerges above the AF₀ phase for $J_3 \lesssim -0.5$. The representative case from this region with $J_3 = -0.7$ is presented in Fig. 6. The temperature variation of the specific heat in the

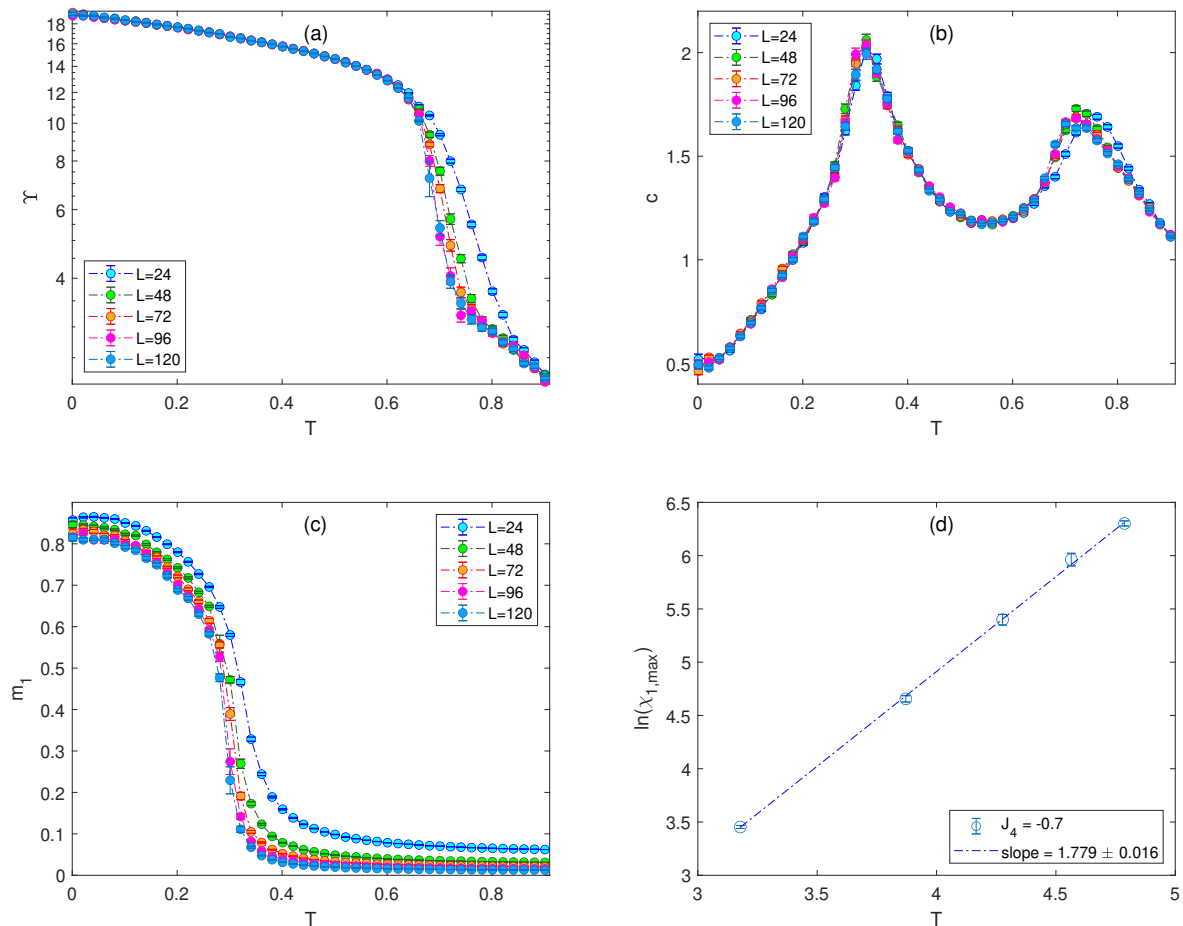


FIG. 5. (Color online) (a) Temperature dependencies of (a) the helicity modulus, (b) the specific heat, (c) the magnetization, for $q = 6$, $J_6 = -0.7$ and different lattice sizes. (d) The FSS analysis of the susceptibility χ_1 at the AF₀-CAF transition for $J_6 = -0.7$.

panel (a) signals the expected two phase transitions. While the high-temperature one is characterized by a round maximum, typical for the BKT transition, the low-temperature peak is sharp, suggesting a different kind of transition. The magnetizations m_1 and m_3 , presented in the panel (b), confirm that the high-temperature transition is between the P and AN₃ phases and the low-temperature one is between the AN₃ and AF₀ phases.

The vortex density and the helicity modulus temperature dependencies in the panel (c) demonstrate that the vortices unbind at the AN₃-AF₀ transition, which is accompanied with the sharp increase of the former and a small decrease of the latter quantity. Finally, the panel (d) presents the FSS analysis of the critical exponents at the low-temperature AN₃-AF₀ phase transition. The estimated values of the magnetic susceptibility and the

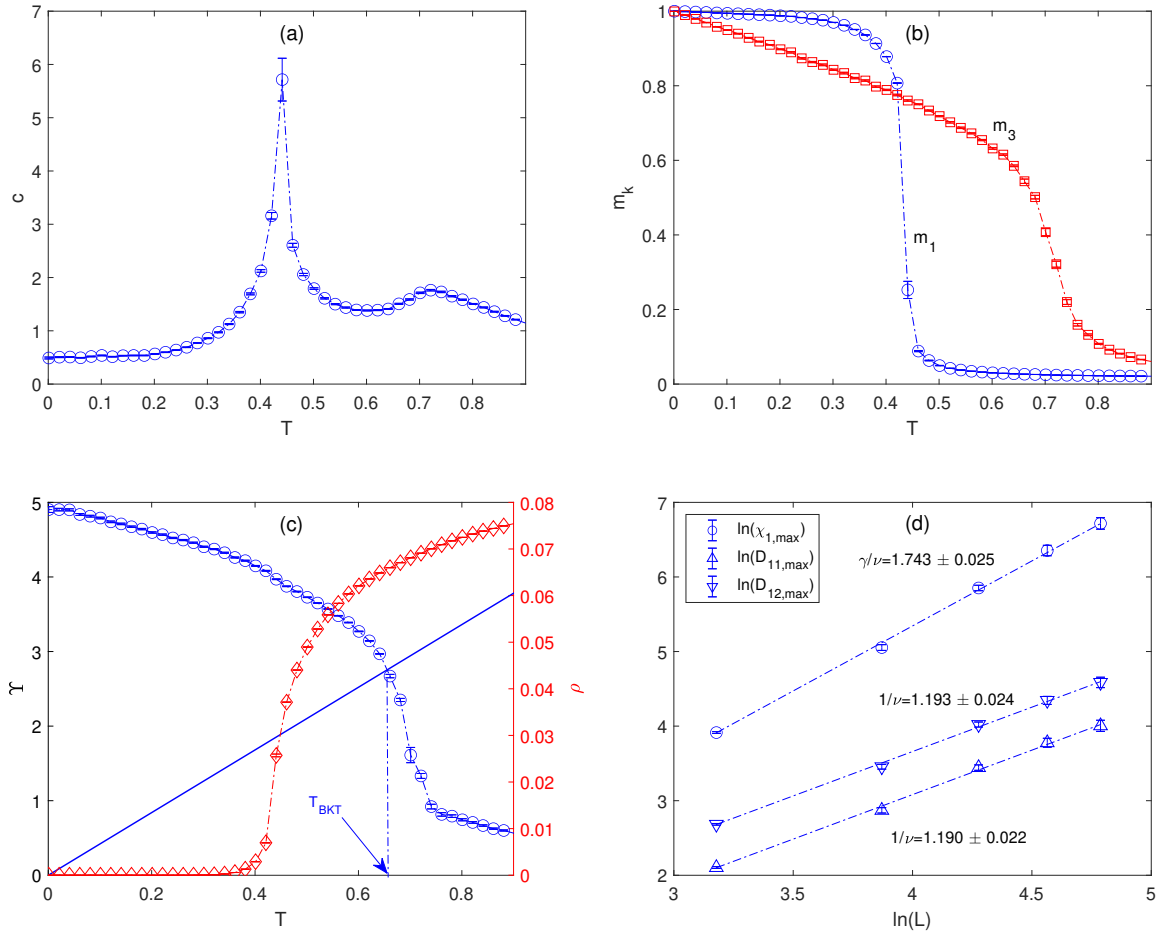


FIG. 6. (Color online) Temperature dependencies of (a) the specific heat, (b) the magnetizations m_1 and m_3 , and (c) the helicity modulus Υ and the vortex density ρ (the straight line is $2(|J_1| + q^2|J_3|)T/\pi$), for $q = 3$ and $J_3 = -0.7$. (d) The FSS analysis at the AN_3 - AF_0 phase transition for $J_3 = 0.7$, with the estimated ratios of critical indices γ/ν and $1/\nu$.

correlation length exponents, γ and ν , are consistent with the three-states Potts universality class, as it was the case in the corresponding F- N_3 model [6, 7].

The phase diagram topology dramatically changes for odd values of $q > 3$. Namely, the AF_0 phase, observed for $q = 3$, splits into three phases AF_0 , AF_1 and AF_2 , as shown in Fig. 2. Consequently, the system may show

two or three phase transitions, depending on the value of J_q . The former scenario is realized for relatively small values of $|J_q|$. With the decreasing temperature the system first crosses from the P to the AF_0 phase and then to the AF_1 phase. At the increased values of $|J_q|$ but not exceeding the value of $|J_1|$, there is an intermediate phase AF_2 , appearing between the AF_0 and AF_1 phases. In the regime

of the dominant $|J_q|$, as the temperature decreases three phase transitions occur in the order P-AN $_q$, AN $_q$ -AF $_2$ and AF $_2$ -AF $_1$.

The temperature variations of different quantities for all three scenarios are presented below, for $q = 7$ with $J_7 = -0.7$ (Fig. 7), $J_7 = -0.4$ (Fig. 8) and $J_7 = -0.2$ (Fig. 9). The plots include the curves corresponding to different system sizes, which can provide some insight into the nature of the respective phases and phase transitions. For the $J_7 = -0.7$ case, the expected three phase transitions are demonstrated by the three peaks in the specific heat curves, presented in Fig. 7(a). The nature of the phases that they separate can be understood from the magnetization m_k plots in the panel (c). In particular, the vanishing of m_7 signals the P-AN $_7$ transition, below which spins align along $q = 7$ equally distributed directions in the plane with zero magnetization m_1 . At lower temperature there is another AN $_7$ -AF $_2$ transition. Within the AF $_2$ phase there is also a local alignment along several directions, but those are restricted to lie in the same half-plane leading to a finite magnetization m_1 . Finally, the AF $_2$ -AF $_1$ transition brings the system to the state with all spins narrowly aligned in the same direction and this transition can be detected by the decay of the magnetization m_4 [8].

Since the present models can show no

true LRO [42], all the observed phases have the QLRO BKT nature (they are critical at all temperatures within the phase). Consequently, the quantities m_1 , m_7 and m_4 are not true order parameters of the respective phases and algebraically decay with the increasing system size, as demonstrated in Fig. 7(c). On the other hand, the corresponding susceptibilities show a power-law divergence governed by non-universal (temperature-dependent) critical exponents, as shown in the bottom panels of Fig. 7. Nevertheless, the transitions between these phases can also have a non-BKT nature, as for example evidenced in the F-N $_q$ models for the cases of $q = 2$ and 3 that show the second-order phase transitions belonging to the Ising and three-states Potts universality classes, respectively. One of the criteria for judging the nature of the respective transitions is the behavior of the helicity modulus. In the case of a BKT transition it is expected to show a jump at the transition point, which will be reflected by the size-dependent behavior in the vicinity of the transition temperature T_{BKT} . On the other hand, no size dependence will be observed in the case of a non-BKT, such as the second-order, phase transition. The behavior of the helicity modulus presented in Fig. 7(b) suggests the BKT phase transition only for P-AN $_7$, while no size dependence can be observed at the re-

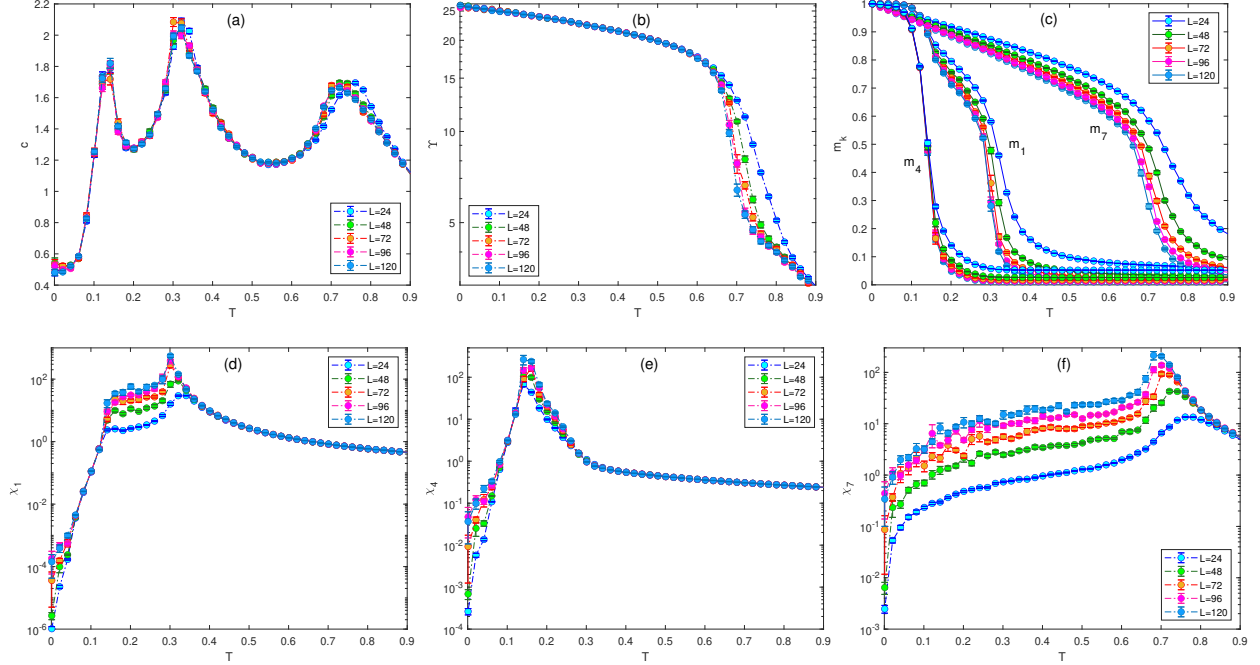


FIG. 7. (Color online) Temperature dependencies of (a) the specific heat, (b) the helicity modulus, (c) the magnetizations m_1 , m_4 , and m_7 , and (d-f) the susceptibilities χ_1 , χ_4 and χ_7 , respectively, for $q = 7$ and $J_7 = -0.7$.

maintaining AN_7 - AF_2 and AF_2 - AF_1 transitions. This finding is consistent with the behavior of the F - N_q model for $q > 4$, in which the N_q - F_2 transition was concluded to belong to the Ising universality, while the F_2 - F_1 transition appeared to show a non-universal critical behavior or possibly just a crossover [8].

Three phase transitions are also expected for the $J_7 = -0.4$ case, as indicated in the specific heat curves in Fig. 8(a). However, the observed phases are different from the $J_7 = -0.7$ case. In this case the local order parameters vanish in the following order: m_1 at the highest, m_7 at the intermediate and m_4 at the lowest temperature. This cor-

responds to the P - AF_0 , AF_0 - AF_2 and AF_2 - AF_1 transitions, respectively. Like in Fig. 7, the size dependencies of the quantities m_k and χ_k , $k = 1, 4$ and 7 , within the respective phases indicate their BKT nature. However, in the helicity modulus curves in Fig. 8(b) we can observe two anomalies accompanied with the size-dependent behavior. Besides the P - AF_0 transition point (see a magnified view in the inset) a clear size dependence is also evident at the AF_0 - AF_2 transition, which suggests that both P - AF_0 and AF_0 - AF_2 transitions are of the BKT type. In contrast, no size dependence or even visible anomaly can be observed close to the AF_2 - AF_1 transition.

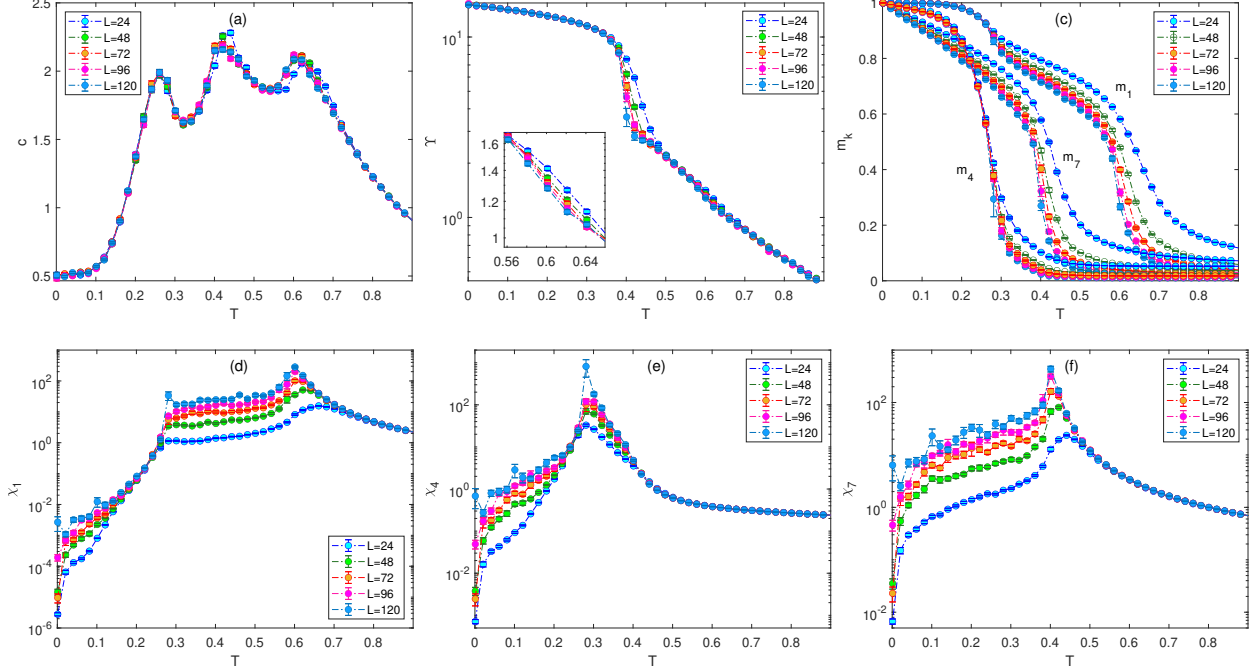


FIG. 8. (Color online) Temperature dependencies of (a) the specific heat, (b) the helicity modulus, (c) the magnetizations m_1 , m_4 , and m_7 , and (d-f) the susceptibilities χ_1 , χ_4 and χ_4 , respectively, for $q = 7$ and $J_7 = -0.4$.

Thus, also in this area of the parameter space the picture of the phase transitions' nature in the present AF-AN $_q$ models is compatible with the one reported for the corresponding F-N $_q$ models [8].

Finally, for $J_7 \gtrsim -0.3$ only two phase transitions can be observed, as demonstrated in Fig. 9 for $J_7 = -0.2$. The high-temperature P-AF $_0$ transition is accompanied with the broad peaks in the specific heat curves and the lattice-size dependence of the helicity modulus, typical features observed at the BKT transition. On the other hand, the specific heat peaks at the low-temperature AF $_0$ -AF $_1$ transition look much sharper and

the helicity modulus shows no discernible dependence on the lattice size. These features point to a non-BKT nature of the AF $_0$ -AF $_1$ transition, which is again in accordance with the findings in the F-N $_q$ models, which concluded this transition to be second order most likely in the Ising universality class [8]. It appears that for the AF $_0$ -AF $_1$ transition either of the parameters m_7 or m_4 can be used (see Fig. 8(c)). However, the corresponding susceptibilities indicate that the appropriate one is m_7 , since in χ_4 the power-law dependence can be observed not only at the temperatures lower than the peak values but also within some range above the peak values.

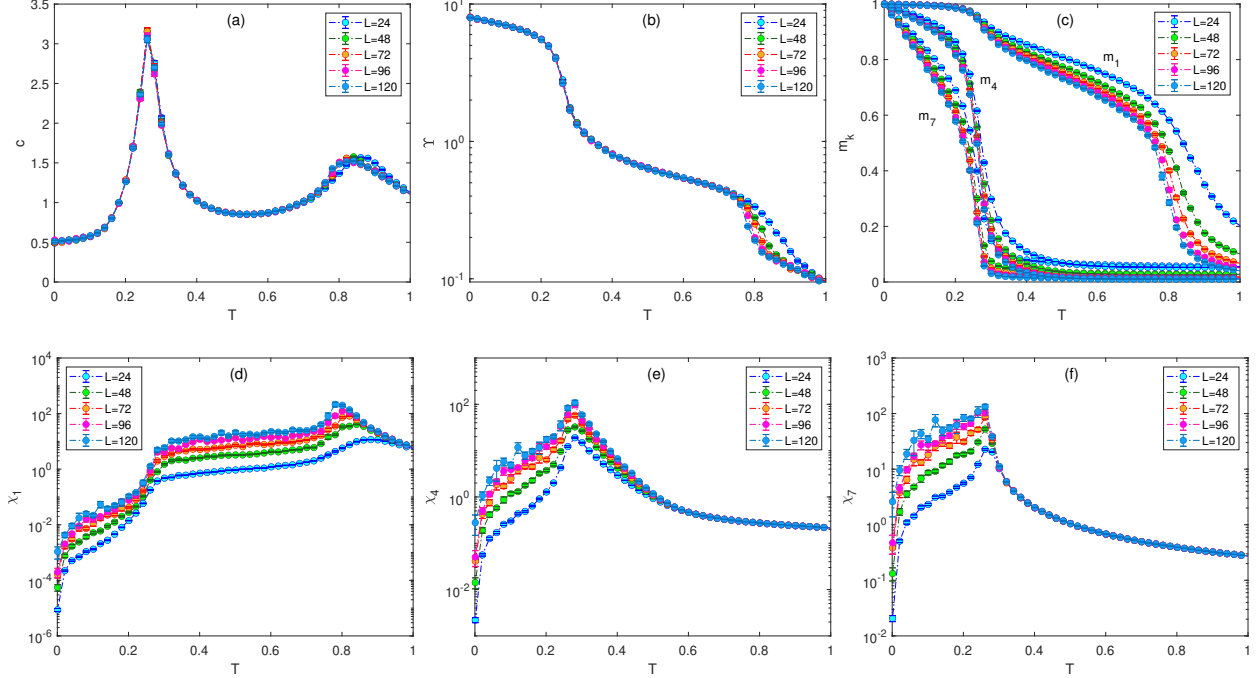


FIG. 9. (Color online) Temperature dependencies of (a) the specific heat, (b) the helicity modulus, (c) the magnetizations m_1 , m_4 , and m_7 , and (d-f) the susceptibilities χ_1 , χ_4 and χ_4 , respectively, for $q = 7$ and $J_7 = -0.2$.

The observed phase transitions for odd values of $q > 3$ are further inspected by performing FSS analyses for some representative cases. In Fig. 10 we present for $q = 7$ the scaling of the appropriate susceptibilities χ_1 associated with the AN_7 - AF_2 transition for $J_7 = -0.7$, and the susceptibilities χ_7 at the AF_0 - AF_2 and χ_4 at the AF_2 - AF_1 transitions, for $J_7 = -0.4$. The slopes of the former two transitions display very similar values, compatible with $2 - \eta = 7/4$, expected for either the Ising or BKT universality classes. As discussed above, the AN_7 - AF_2 transition has non-BKT nature and is associated with a reflection symmetry breaking

in the Ising universality class. At this transition the generally q preferential directions evenly distributed around the circle on each sublattice in the AN_q phase, reduce to one half distributed in the same half-plane in the AF_2 phase (see also discussion in Ref. [8] for $q = 8$). On the other hand, in the AF_0 - AF_2 transition the value of $\eta = 1/4$ signifies the BKT type of the transition. The last case of the AF_2 - AF_1 transition is again of non-BKT type and the estimated (non-universal) value of $2 - \eta \approx 1.23$ is consistent with the results presented for the F_2 - F_1 transition in the corresponding generalized ferromagnetic model [8]. Besides the above indications of

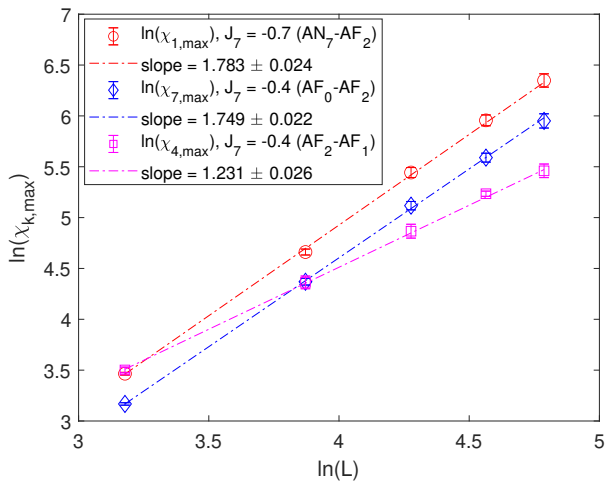


FIG. 10. (Color online) The FSS analysis of the susceptibility χ_1 at the $\text{AN}_7\text{-AF}_2$ transition for $J_7 = -0.7$, and the susceptibilities χ_7 at the $\text{AF}_0\text{-AF}_2$ transition and χ_4 at the $\text{AF}_2\text{-AF}_1$ transition, for $J_7 = -0.4$.

the non-BKT nature, we also tried to perform the FSS analysis at the $\text{AF}_0\text{-AF}_1$ transition to identify the corresponding universality class. Nevertheless, as one can also observe in Fig. 9, fluctuations in the order parameter susceptibility χ_7 are too large to obtain a reliable estimate of the critical exponent.

IV. DISCUSSION AND CONCLUSION

Critical properties of the generalized XY model with the antiferromagnetic (AF) $J_1 \in (-1, 0)$ and antinematic-like (AN_q) $J_q = -J_1 - 1 \in (-1, 0)$ nearest-neighbor inter-

actions on a square lattice were studied for $q > 2$. The purpose of this study was to extend and generalize our earlier work, that focused on the related FM-AN_2 model [27], and to confront our findings with those reported for the corresponding FM-N_q models with the ferromagnetic (FM) $J_1 \in (0, 1)$ and nematic-like (N_q) $J_q = 1 - J_1 \in (0, 1)$ terms [6–8].

Let us recall that the FM-N_q model for $q = 2$ produced the phase diagram with the FM ground state (GS) for any ratio between J_1 and J_2 and separate FM and N_2 phases at finite temperatures. There is the usual BKT transition to the P phase but the FM-N_2 transition was confirmed to belong to the Ising universality class [1, 4]. On the other hand, the critical behavior of the corresponding model with the AN_2 interaction was found to be much different [26, 27]. In particular, GS was FM only for sufficiently weak $J_2 \in (-0.2, 0)$, while for $J_2 \in (-1, -0.2)$ the competition between the collinear FM and noncollinear AN_2 ordering tendencies resulted in an intricate highly-degenerate canted FM (CFM) GS. Consequently, for $J_2 \in (-0.2, 0)$ only one P-FM phase transition occurs at finite temperatures. On the other hand, for $J_2 \in (-1, -0.2)$ there are two successive phase transitions: the first one is from P to either AN_2 or FM (depending on J_2) phase, followed by another one to the CFM phase at very low tempera-

tures.

This discrepancy between the $q = 2$ models with N_2 and AN_2 couplings already indicated that the evolution of the phase diagram topologies of the generalized FM- N_q and AF- AN_q models with the parameter q will not follow the same trajectory. Indeed, in the FM- N_q models the topology of the phase diagram remained unchanged for $q = 3$ and 4, with the FM- N_3 and FM- N_4 transitions belonging to the three-state Potts and Ising universality classes, respectively [6, 7]. However, for $q \geq 5$, the topology of the phase diagram changed dramatically with two new competition-driven FM phases emerging at low temperatures. Some of the phase transitions showed the BKT signature, while others indicated a non-BKT nature [8].

The present study showed that the phase diagrams of the two models are similar only for odd values of the parameter q and the respective phases reported for the FM- N_q models can be for a given q observed in the AF- AN_q models on each of the two AF-coupled sublattices. Our FSS analysis indicated that also the nature of the corresponding phase transitions is the same as in the FM- N_q models. On the other hand, for even values of q the phase diagrams of the AF- AN_q models are different from the FM- N_q models and their topology does not change with q . In particular, besides the pure AF_0 and AN_q

phases, observed at higher temperatures in the regions of the dominant respective couplings, at low temperatures there is a new CAF phase wedged between the AF_0 and AN_q phases. The CAF phase results from the competition between the AF_0 and AN_q ordering tendencies and has no counterpart in the FM- N_q model. Both AF_0 -CAF and AN_q -CAF phase transitions appear to have the BKT nature. Nevertheless, particularly the AN_q -CAF transition for even values of q deserves further examination to provide more conclusive evidence.

The observed qualitative differences in the critical behavior of the AF- AN_q models for even and odd values of the parameter q suggest possible directions of the future research. For example, further generalization of the model to the Hamiltonian $\mathcal{H} = -\sum_{k=1}^q J_k \sum_{\langle i,j \rangle} \cos(k\phi_{i,j})$, which includes a mixture of both even and odd terms that compete with each other, may lead to novel critical behavior. In the related models that include up to infinite number of higher-order terms with alternating signs and exponentially vanishing strength it was recently found that their mutual competition and collaboration leads to the critical behavior that strongly depends on whether the number of terms is odd or even [43].

ACKNOWLEDGMENTS

This work was supported by the grants of the Scientific Grant Agency of Ministry of Education of Slovak Republic (No. 1/0695/23) and the Slovak Research and Development Agency (No. APVV-20-0150).

-
- [1] D. H. Lee and G. Grinstein, *Phys. Rev. Lett.* **55**, 541 (1985).
[2] D. B. Carpenter and J. T. Chalker, *Journal of Physics: Condensed Matter* **1**, 4907 (1989).
[3] J. Geng and J. V. Selinger, *Phys. Rev. E* **80**, 011707 (2009).
[4] S. E. Korshunov, *Pis'ma Zh. Eksp. Teor. Fiz.* **41**, 216 (1985) [*JETP Lett.* **41**, 263 (1985)].
[5] R. Hlubina, *Phys. Rev. B* **77**, 094503 (2008).
[6] F. C. Poderoso, J. J. Arenzon, and Y. Levin, *Phys. Rev. Lett.* **106**, 067202 (2011).
[7] G. A. Canova, Y. Levin, and J. J. Arenzon, *Phys. Rev. E* **89**, 012126 (2014).
[8] G. A. Canova, Y. Levin, and J. J. Arenzon, *Phys. Rev. E* **94**, 032140 (2016).
[9] A. C. D. van Enter and S. B. Shlosman, *Phys. Rev. Lett.* **89**, 285702 (2002).
[10] A. C. D. van Enter and S. B. Shlosman, *Comm. Math. Phys.* **255**, 21 (2005).
[11] E. Domany, M. Schick, and R. H. Swendsen, *Phys. Rev. Lett.* **52**, 1535 (1984).
[12] J. E. Van Himbergen, *Phys. Rev. Lett.* **53**, 5 (1984).
[13] H. W. J. Blöte, W. Guo, and H. J. Hilhorst, *Phys. Rev. Lett.* **88**, 047203 (2002).
[14] S. Sinha and S. K. Roy, *Phys. Rev. E* **81**, 022102 (2010).
[15] S. Sinha and S. K. Roy, *Phys. Rev. E* **81**, 041120 (2010).
[16] M. Žukovič, and G. Kalagov, *Phys. Rev. E* **96**, 022158 (2017).
[17] M. Žukovič and G. Kalagov, *Phys. Rev. E* **97**, 052101 (2018).
[18] M. Žukovič, *Phys. Lett. A* **382**, 2618 (2018).
[19] J.-H. Park, S. Onoda, N. Nagaosa, and J. H. Han, *Phys. Rev. Lett.* **101**, 167202 (2008).
[20] M. Žukovič, *Phys. Rev. B* **94**, 014438 (2016).
[21] M. Lach and Žukovič, *Phys. Rev. E* **102**, 032113 (2020).
[22] M. Lach and Žukovič, *Phys. Rev. E* **104**, 024134 (2021).
[23] G. M. Grason, *Europhysics Letters* **83**,

- 58003 (2008).
- [24] A. B. Cairns, M. J. Cliffe, J. A. M. Padison, D. Daisenberger, M. G. Tucker, F.-X. Coudert, and A. L. Goodwin, *Nature Chemistry* **8**, 442 (2016).
- [25] L. Clark, P. Lightfoot, *Nature Chemistry* **8**, 402 (2016).
- [26] M. Dian and R. Hlubina, *Phys. Rev. B* **84**, 224420 (2011).
- [27] M. Žukovič, *Phys. Rev. E* **99**, 062112 (2019).
- [28] A. M. Ferrenberg and R. H. Swendsen, *Phys. Rev. Lett.* **61**, 2635 (1988).
- [29] A. M. Ferrenberg and R. H. Swendsen, *Phys. Rev. Lett.* **63**, 1195 (1989).
- [30] U. Wolff, *Computer Physics Communications* **156**, 143 (2004).
- [31] V. L. Berezinskii, *Sov. Phys. JETP* **32**, 493 (1971).
- [32] J. M. Kosterlitz and D. J. Thouless, *J. Phys. C* **6**, 1181 (1973); J. M. Kosterlitz, *ibid.* **7**, 1046 (1974).
- [33] M. E. Fisher, M. N. Barber, and D. Jasnow, *Phys. Rev. A* **8**, 1111 (1973).
- [34] D. R. Nelson and J. M. Kosterlitz, *Phys. Rev. Lett.* **39**, 1201 (1977).
- [35] P. Minnhagen and B. J. Kim, *Phys. Rev. B* **67**, 172509 (2003).
- [36] D. M. Hübscher and S. Wessel, *Phys. Rev. E* **87**, 062112 (2013).
- [37] K. Qi, M. H. Qin, X. T. Jia, and J.-M. Liu, *J. Magn. Magn. Mater.* **340**, 127 (2013).
- [38] M. H. Qin, X. Chen, and J. M. Liu, *Phys. Rev. B* **80**, 224415 (2009).
- [39] Y. Kumano, K. Hukushima, Y. Tomita, and M. Oshikawa, *Phys. Rev. B* **88**, 104427 (2013).
- [40] C. M. Lapilli, P. Pfeifer, and C. Wexler, *Phys. Rev. Lett.* **96**, 140603 (2006).
- [41] S. K. Baek and P. Minnhagen, *Phys. Rev. E* **82**, 031102 (2010).
- [42] N. D. Mermin and H. Wagner, *Phys. Rev. Lett.* **17**, 1133 (1966).
- [43] M. Žukovič and G. Kalagov, *Phys. Rev. E* **105**, 034129 (2022).