

Free energy of self-avoiding polymer chain confined between parallel walls

Márcio S. Gomes-Filho[†] and Eugene M. Terentjev^{*,‡}

[†]*Centro de Ciências Naturais e Humanas, Universidade Federal do ABC, 09210-580, Santo André, São Paulo, Brazil*

[‡]*Cavendish Laboratory, University of Cambridge, JJ Thomson Avenue, Cambridge CB3 0HE, U.K.*

E-mail: emt1000@cam.ac.uk

Abstract

Understanding and computing the entropic forces exerted by polymer chains under confinement is important for many reasons, from research to applications. However, extracting properties related to the free energy, such as the force (or pressure) on confining walls, does not readily emerge from conventional polymer dynamics simulations due to the entropic contributions inherent in these free energies. Here we propose an alternative method to compute such forces, and the associated free energies, based on empirically measuring the average force required to confine a polymer chain between parallel walls connected by an artificial elastic spring. This measurement enables us to interpolate the expression for the free energy of a confined self-avoiding chain and offer an analytical expression to complement the classical theory of ideal chains in confined spaces. Therefore, the significance of our method extends beyond the findings of this paper: it can be effectively employed to investigate the confinement free energy across diverse scenarios where all kinds of polymer chains are confined in a gap between parallel walls.

Introduction

Understanding forces, or the pressure exerted by polymer chains within confined spaces is a fundamental problem in polymer science. This comprehension is demanded across diverse domains, including biological processes, nanotechnology, drug delivery, and microfluidics, among others, underscoring its relevance in both fundamental research and technological applications.^{1,2} For example, it sheds light on how proteins fold under confinement conditions,^{3,4} the forces required to package (or eject) biopolymers (e.g., DNA) into (or from) a bacteriophage capsid,^{5,6} the dynamic properties and conformation of confined DNA,⁷⁻¹⁰ and polymer translocation through narrow channels.¹¹⁻¹³

Many of these intriguing phenomena are associated with spatial constraints, which emerge from physical boundaries like membrane walls or channel boundaries. These constraints reduce the number of allowed configurations, resulting in a decrease of the conformational entropy and generate a corresponding free energy excess. As a result, the confinement free energy of a polymer is primarily determined by the entropic effects.¹⁴⁻¹⁶

Commonly, three length scales can be used to characterize the confinement regimes: the size of the unconfined polymer (measured, for instance, by its radius of gyration R_g), the persistence length l_p , and the confinement length scale d . For instance, the strong confinement regime is defined when $d < l_p$, when $l_p < d \ll 2R_g$ the confinement is considered moderate, while the weak confinement regime corresponds to $d > 2R_g$.¹⁶⁻¹⁸

In this context, a polymer chain confined in a gap between two parallel walls becomes a classical and fundamental problem that exposes the essential physics. The exploration of this scenario traces back to seminal works by Casassa,¹⁹ and Edwards and Freed,²⁰ which addressed the excess free energy of an ideal (Gaussian) chain under such confined conditions. Since then, significant progress has been made in this field, employing diverse theoretical approaches, as well as basic scaling arguments.^{15,17,21-24}

For example, the classical analytical theory has been developed for the excess free energy of an ideal chain (N units of size σ) confined between two parallel walls at a distance of d

(confinement length) within a moderate confinement regime.^{19,20} This classical Edwards theory predicts a confinement free energy scaling of $F \sim 1/d^2$. Consequently, the corresponding repulsive entropic force $f = -\partial F/\partial d$ exerted on the walls scales as $f \sim 1/d^3$. In contrast, in a weak confinement regime, the confinement free energy follows the scaling $F \sim 1/d$, leading to repulsive force scaling as $f \sim 1/d^2$.¹⁷

On the other hand, the theory for a polymer in good solvent (the self-avoiding chain) becomes more complicated due to the pair interactions (excluded-volume).²⁵⁻²⁷ Under confinement, the de Gennes scaling predictions²¹ are commonly employed in the literature, and the basic Flory theory can be rewritten in terms of geometrically confined space. For instance, in the case of a self-avoiding chain confined between two walls, this becomes:²²

$$\frac{\Delta F}{k_B T} = \frac{R_{\parallel}^2}{N\sigma^2} + \frac{\sigma^3 N^2}{dR_{\parallel}^2}, \quad (1)$$

where the first term stands for the usual the (Gaussian) entropic elasticity of the chain with the end-to-end distance R_{\parallel} , while the second term accounts for the contribution of excluded volume interactions in the ‘pancake’ volume of thickness d . In this context, R_{\parallel} becomes the lateral chain dimension in the plane without geometric constrains (for more details see^{22,28,29}). Note that the ‘standard’ minimization with respect to the lateral size R_{\parallel} gives the equilibrium free energy scaling with the confinement length as $1/d^{1/2}$, and so the repulsive force scaling as $1/d^{3/2}$. Within the blob scaling theory, the free energy of a polymer chain confined in narrow space (a flat slit or a narrow tube) is given by: $F \sim 1/d^{1/\nu}$ with the ‘Flory exponent’ ν reflecting the chain nature. It should be noted that for the ideal chain ($\nu = 1/2$) one recovers the analytical result of Edwards and Freed for the ideal chain confined in narrow space. For the confined self-avoiding chain: $F \sim 1/d^{1.7}$.²¹ It would be important to be able to verify (or question) these analytical results with an appropriate computer simulation, which is what we aim for in this paper.

Technically, today it is easy to carry out simulations of a chain in confined space^{22,29}

and determine its statistical parameters such as R_g , but it is not straightforward to find the free energy-related properties, such as the force (or the pressure) on confining walls. This is because the entropic contribution to these free energies, and the associated forces, are not naturally coming out of a typical time-limited computer simulation. Although there are several distinct methods to estimate the free energy from the Monte Carlo (MC) and Molecular Dynamics (MD) simulations,^{30–33} they seem to be less appropriate for calculating the confinement free energy because they are primarily based on a potential energy analysis.

As another example, recent studies using Brownian Dynamics (BD) simulations^{18,34} have computed the average force produced by the confined polymer on the walls, and then the corresponding free energy could be estimated by integration. In particular, Leith et al.¹⁸ estimated the free energy of a semiflexible polymer chain confined in a slit (which is exactly our problem here) using both MC and BD simulations for weak and strong confinements. For moderate confinement regimes, both approaches were in agreement with each other. Within BD simulations, they measured the average force acting on the walls from measuring the potential energy due to the monomer-wall interactions (repulsive Lennard-Jones potential). The free-energy was then obtained via numerical integration of the average force over the confinement length. By adding a numerical constant obtained from an empirical relation to the free energy, they found good results, which turned out to be in agreement with scaling predictions.

However, it is important to realize that although the average force exerted by a polymer chain under confinement could, in principle, be estimated in a typical simulation through changes in the potential energy of pair interactions, such a force has its physical meaning different from the actual entropic force associated with the confinement free energy based on the change in the number of conformations. As the chain tries to avoid the confinement, producing a force on the walls in order to maximize the number of allowed configurations, its configurational entropy changes. Estimating this entropy in a MD simulation is the fundamental problem that both Frenkel (1984)^{31,35} and Parrinello (2002)³² concepts are

struggling with.

In light of this, here we propose an alternative and very simple simulation method based on empirically measuring the average force required to confine the chain. This measurement enables us to interpolate the expression for the free energy of a confined self-avoiding chain, by integrating the measured force, and thus establish a closed analytical expression to complement the classical theory of polymers in confined space. Therefore, the significance of our method extends beyond the findings of this paper: its concept can be effectively employed to investigate the confinement free energy across diverse scenarios, for example, for different types of chains, and for different types of confinement, as long as the moveable walls controlled by a spring force are constructed.

Computational details

In this work, we use the simulation package Large-scale Atomic/Molecular Massively Parallel Simulator (LAMMPS)^{36,37} to perform Brownian Dynamics simulations.^{38–40} It involves numerically integrating the Langevin equation for all interacting particles within the system, enabling us to observe the stochastic temporal evolution of the system. As a result, the system reaches thermal equilibrium at a specified target temperature by applying the Langevin thermostat, which is implemented in LAMMPS within the framework of classical molecular dynamics. The fixed number of particles N connected along the polymer chain within a defined volume V is kept constant during the simulation.

We consider the classical Kremer-Grest bead-spring model for polymers,^{38,39} in which N beads (monomers) are connected along the polymer chain through a non-harmonic spring model, essentially composed of an attractive finite extensible nonlinear elastic (FENE) potential:

$$U^{\text{ch}}(r) = \begin{cases} -\frac{1}{2}\kappa R_0^2 \ln \left[1 - \left(\frac{r}{R_0} \right)^2 \right], & r \leq R_0 \\ \infty, & r > R_0, \end{cases} \quad (2)$$

and an added repulsive truncated Lennard-Jones potential (also referred as Weeks-Chandler-Andersen (WCA) potential⁴¹) cut off at $r = 2^{1/6}\sigma$:

$$U(r) = \begin{cases} 4\epsilon^* \left[\left(\frac{\sigma}{r}\right)^{12} - \left(\frac{\sigma}{r}\right)^6 + \frac{1}{4} \right], & r \leq 2^{1/6}\sigma \\ 0, & r > 2^{1/6}\sigma, \end{cases} \quad (3)$$

where r is the center-to-center distance between consecutive beads, ϵ^* is the repulsive LJ strength and σ the diameter of an individual monomer.

The FENE potential exhibits harmonic behavior around its minimum. The spring constant is defined as $\kappa = 30\epsilon^*/\sigma^2$. Additionally, the polymer chain extension is constrained, preventing it from stretching beyond the maximum bond length of $R_0 = 1.5\sigma$. These parameter values were chosen in alignment with other computational studies.^{39,42-44}

The bending stiffness of the polymer chain is introduced through the bending elasticity energy on each bond, which is given by:

$$U^{\text{stiff}}(\theta) = K_\theta(1 + \cos \theta), \quad (4)$$

where θ is the angle formed between two consecutive bonds and K_θ is the bending coefficient.

The interaction between non-bonded particles in the polymer chain can be described by the standard Lennard-Jones (LJ) potential:

$$U^{\text{LJ}}(r) = \begin{cases} 4\epsilon \left[\left(\frac{\sigma}{r}\right)^{12} - \left(\frac{\sigma}{r}\right)^6 \right] - \phi, & r \leq r_{\text{cut}} \\ 0, & r > r_{\text{cut}}, \end{cases} \quad (5)$$

where r represents the center-to-center distance between beads, ϵ denotes the depth of the LJ potential well, and the constant $\phi \equiv U^{\text{LJ}}(r_{\text{cut}})$ ensures that $U^{\text{LJ}} \rightarrow 0$ as $r \rightarrow r_{\text{cut}}$. In this way, the LJ potential can be employed to account for excluded-volume interactions between monomers and to incorporate long-range attraction interactions if and when required. While the full LJ potential describes conditions of poor solvent, when the effective attrac-

tion between monomers occurs, a purely repulsive LJ potential represents a good solvent. This repulsive potential is achieved by truncating the LJ potential at its minimum value, corresponding to $r_0 = 2^{1/6}\sigma$.^{40,45,46}

Consequently, the polymer model described above allows for the simulation of both a self-avoiding chain (with excluded-volume interactions) and an ideal phantom (Gaussian) chain that can intersect itself due to the absence of self-repulsion (without excluded-volume interactions), with the non-bonded LJ potential turned off. This does not have to be the case, and more complex pair interactions can be explored, but here we aim to preserve the ultimate simplicity of the polymer model to illustrate the method of force calculation most clearly.

Unless otherwise specified, the average temperature was kept constant at $k_B T = 1.0\epsilon$. The internal to LAMMPS damping constant *damp* and the LJ time unit were linked to the same energy scale via the fluctuation-dissipation theorem: $damp = 0.5\tau^{-1}$ and $\tau = \sigma\sqrt{m/\epsilon}$, where m denotes the bead mass.^{38,39} Another important parameter is the bending coefficient K_θ , which is related with the persistence length, $l_p = \sigma(K_\theta/k_B T)$, and for our basic case of a flexible polymer chain, we set $l_p = 0.01\sigma$,^{40,46} that is, almost zero bending stiffness. Once again, it is straightforward to extend the model to semiflexible chains in confinement, but we remain within the simplest possible polymer description.

We adopted a simulation time-step of $\Delta t = 0.01\tau$. Considering that the intrinsic energy of the system corresponds to 2.5 kJ/mol in real units, the thermostat temperature will be about 300 K. Taking the monomer size σ to be around 0.3 nm (typical size of an amino acid residue in proteins) and the average mass of an amino acid residue to be approximately 2×10^{-25} kg (with an average molecular weight of ≈ 110), we can estimate that the LJ time unit becomes $\tau \approx 2$ ps. Consequently, by simulating $10^6 \Delta t$ time-steps in this coarse-grained approach, we can effectively trace the system dynamics over the 20 ns period.

The spring-wall model: chain confined between parallel walls

The central point, and the purpose of this work, is to introduce a new method of ‘measuring’ the entropic force exerted by the confined chain. In order to obtain the free energy of a confined self-avoiding chain, we construct our confinement such as to empirically find the average force required to keep the a chain between parallel walls, one of which is movable – itself constrained within a controlled harmonic potential, as depicted in Figure 1. In this sketch, the polymer chain is confined along the x direction by two parallel walls. The left wall is a traditional reflective wall, where the reflection is interpreted as the reversal of the perpendicular velocity component of a particle that moves towards the wall.^{36,37} The right wall is made by a rigid plane of the same LJ particles, which is allowed to move along x in a separate spring potential. When the confined chain exerts an increasing force (pressure) on this wall – it will move up the spring potential, and by measuring its average position we will directly measure the force. The plot in Figure 1 illustrates this wall position stabilizing at a certain average value. Reflective walls are also employed in the y and z directions, but these boundaries are placed sufficiently wide to prevent the chain from coming into their proximity. Snapshots and a video of a simulation setup are provided in the Supporting Information.

The spring-wall model was constructed using the simulation resources provided within the LAMMPS framework.^{36,37} The wall consists of 500^2 LJ particles arranged in a square lattice (y, z) plane, with a lattice parameter of $a = 1.12\sigma$ (the minimum of the LJ potential). Interactions among the wall particles are governed by the LJ potential, as given by Eq. (5), truncated at $r_{\text{cut}} = 3\sigma_w$, where $\sigma_w = 1.0$ and $\epsilon_w = 5.0$. Additionally, the interaction between the wall and the polymer chain is modeled using a repulsive LJ potential with $\sigma_{\text{wch}} = 1.0$ and $\epsilon_{\text{wch}} = 1.0$.

In order to attach the wall to a spring, we employ the LAMMPS routine `FIX SPRING TETHER`. This command essentially applies a one-dimensional spring potential to the center of mass of a group of particles (the wall particles in our case).^{36,37} Further information about LAMMPS implementation can be found in the Supporting Information.

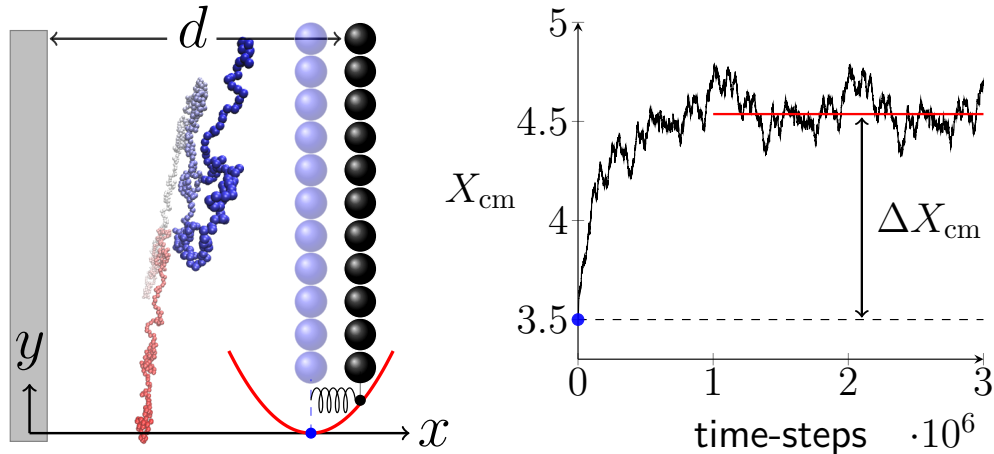


Figure 1: (Left) Two-dimensional schematic representation of a polymer chain confined between two walls: a reflective left wall and a spring-wall on the right. After equilibration, indicated by the black spring-wall, the equilibrium wall position, $\overline{X_{cm}}$, can be determined, allowing estimation of the average harmonic force and the equilibrium gap d . (Right) Simulation result depicting the time evolution of the x -component of the center of mass of the wall, X_{cm} , for a self-avoiding chain with $N = 1000$. The right wall is initially placed at 3.5σ , corresponding to the minimum of the spring potential (blue bullet point). For visual reference, the snapshot of the initial configuration and a video of this simulation setup are provided in the SI.

The wall particles are initially placed at the minimum of the spring potential, X_0 , as illustrated in Figure 1. The stiffness of the spring is determined by a constant k , which gives the spring force acting on the center of mass of the wall.^{36,37} For our purposes of capturing the equilibrium wall position and extracting the force exerted by the chain on the wall, we select a value of $k = 50$ in LJ potential units (ϵ/σ^2). However, it is important to appreciate that the entropic force exerted on the wall by the confined chain must be independent of a particular value of the spring-wall constant k , as long as it is sufficiently high to accurately capture the average harmonic force required to confine the polymer chain. This is verified in the Supporting Information.

On allowing the polymer chain confined within our spring-wall model to equilibrate, we observe that the moveable wall is pushed outwards in the x -direction due to the force exerted by the chain. To measure this force, we output the time evolution of the x -component of the center of mass of this moving wall, denoted as X_{cm} . After reaching equilibrium, when the

force generated by the chain is equal to the spring restoring force, we are able to estimate the average force exerted on the wall, as illustrated in Figure 1.

In this manner, we measure the equilibrium (average) wall position, \overline{X}_{cm} , represented by the red horizontal line in Figure 1 (right), and thus compute the average harmonic force:

$$f = k\Delta X_{cm} = k(\overline{X}_{cm} - X_0), \quad (6)$$

which is equal to the force exerted by the chain on the wall. However, a small caveat of this method is that we do not have a prescribed confinement gap d . Instead, we measure the equilibrium gap d between the walls in the same simulation. Since the fixed wall on the left is placed at $x = 0.5\sigma$, the equilibrium gap is defined as $d = \overline{X}_{cm} - 0.5\sigma$. By obtaining the measured chain force f as a function of the measured confinement length d , for the given chain length N and the normalized temperature $k_B T/\epsilon$, we are able to analytically reconstruct the confinement free energy expression for a self-avoiding chain, as will be shown in the following section.

Results and Discussion

In order to determine the confinement free energy of a self-avoiding chain, we first estimate the average harmonic force required to confine the polymer chain, as described by Eq. (6). Initially, we simulated a polymer chain with N particles in a good solvent, confined between two reflective walls at a distance of 2σ , for a total of 10^7 time-steps for a chain with $N = 1000$ beads, and 2×10^8 time-steps for longer chains with $N = 2000$ and 3000 beads. The final configuration from this simulation is then used as the initial configuration for our well-equilibrated polymer chain in the subsequent simulations in our spring-wall model.

We conducted different simulations of a chain composed of N beads confined within our spring-wall model. In each simulation, we varied the initial gap between the walls by adjusting the starting position of the spring wall, X_0 . Through these simulations, we

Table 1: Results for a self-avoiding chain consisting of $N = 1000$ beads. All length parameters are given in units of σ . Note that the error in the measurement of \bar{X}_{cm} is approximately ± 0.10 .

X_0	\bar{X}_{cm}	$\Delta X_{cm} = \bar{X}_{cm} - X_0$	d
3.50	4.58 ± 0.09	1.08 ± 0.09	4.08 ± 0.09
4.50	5.31 ± 0.09	0.81 ± 0.09	4.81 ± 0.09
6.00	6.53 ± 0.10	0.53 ± 0.10	6.03 ± 0.10
7.50	7.84 ± 0.10	0.34 ± 0.10	7.34 ± 0.10
9.00	9.23 ± 0.10	0.23 ± 0.10	8.73 ± 0.10
10.50	10.67 ± 0.10	0.17 ± 0.10	10.17 ± 0.10
20.50	20.49 ± 0.10	-0.01 ± 0.10	19.99 ± 0.10

calculated the average harmonic force (normalized force), f/k , and the equilibrium gap, d , as presented for $N = 1000$ in Table 1. Note that a very wide initial gap, $X_0 = 20.5\sigma$, did not yield any confinement force.

Figure 2 a) shows the normalized force, f/k , as a function of the inverse normalized gap, σ/d , obtained from our simulations for a self-avoiding chain with $N = 1000$ beads (points). The solid line represents the fitted curve for the quadratic scaling law $f/k = a(\sigma/d)^2$, where a is a fitting parameter. As can be seen the force exerted on the wall scales with the inverse gap as $1/d^2$.

For comparison, we also present the data for a Gaussian (ideal) chain under similar conditions. Interestingly, here we find the same power-law dependence, indicating exactly the same repulsive force scaling with the confinement length. This implies that the equilibrium (entropic) free energy of the chain in this confinement scales as $F \propto 1/d$, a result not predicted or observed by any previous theories or simulations.

We also found this power-law force dependence for longer chains ($N = 2000$ and $N = 3000$), as shown in Figure 2 b), where we present the force for both chains, normalized by the product ka . As can be seen, all data are well described by a quadratic behavior ($1/d^2$). We also note small deviations for the first two points, where the gap is the widest and the chains are less confined, and the fluctuations are more pronounced. The values of a and the individual force plots for the longer chains are provided in the Supporting Information.

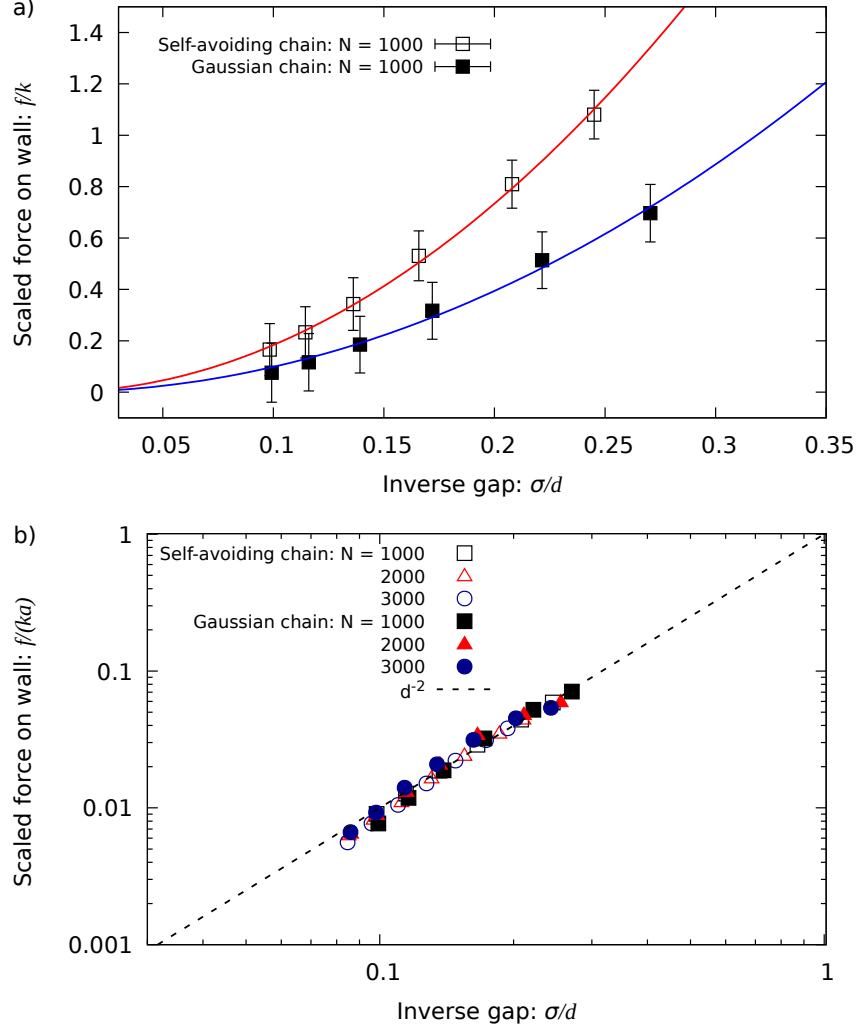


Figure 2: a) Normalized force, f/k , as a function of the inverse normalized gap, σ/d , for both Gaussian and self-avoiding chains with $N = 1000$ beads (points). The y-error bars represent the standard deviations of average harmonic force. The solid lines represent the fitting curve for the quadratic scaling law $f/k = a(\sigma/d)^2$ for both chains, where a is a fitting parameter. In b), we present the force for both chains, normalized by the product ka . The data for the self-avoiding chain are shown with empty points, and the Gaussian chain with filled points, for $N = 1000, 2000$ and 3000 beads.

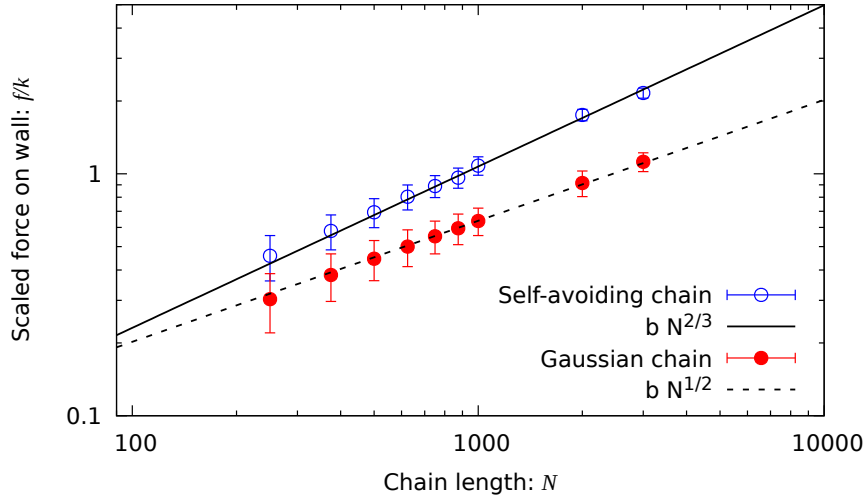


Figure 3: Log-log plot of the normalized force, f/k , as a function of chain length, N , for confined self-avoiding and Gaussian chains, with an initial gap between the walls equal to 3σ . The y-error bars represent the standard deviations of the average harmonic force. The data for the self-avoiding chain, shown with empty points, were fitted to the function $f/k = bN^{2/3}$, represented by a solid line, while the data for the Gaussian chain, shown with filled points, were fitted to the function $f/k = bN^{1/2}$, represented by a dashed line.

In order to derive the full expression for the force exerted by the self-avoiding chain on the wall, we explore the power-law dependencies of the force with respect to both chain length, N , and the normalized temperature, $k_B T/\epsilon$. To achieve this, we conducted a series of simulations involving chains confined between two parallel walls, with the initial gap between the walls set to 3σ .

Remarkably, the result of this gives the normalized force f/k with a clear scaling behavior with the chain length N . This scaling can be approximated by a power-law relationship, specifically $f \sim N^{2/3}$ for the self-avoiding chain (for the ideal Gaussian chain the similar scaling result was: $f \sim N^{1/2}$), as depicted in Figure 3. Again, none of the previous theories or simulations have seen or suggested that. For instance, the minimization of the Flory model in Eq.(1) gives $F_{\text{eq}} = 2k_B T N^{1/2}(\sigma/d)^{1/2}$, but this is for the self-avoiding chain. The classical Edwards and Freed model²⁰ was for the ideal chain, and it gives $F_{\text{eq}} = (\pi^2/6)k_B T N(\sigma/d)^2$.

Additionally, we also examine the effect of varying the normalized temperature, $k_B T/\epsilon$,

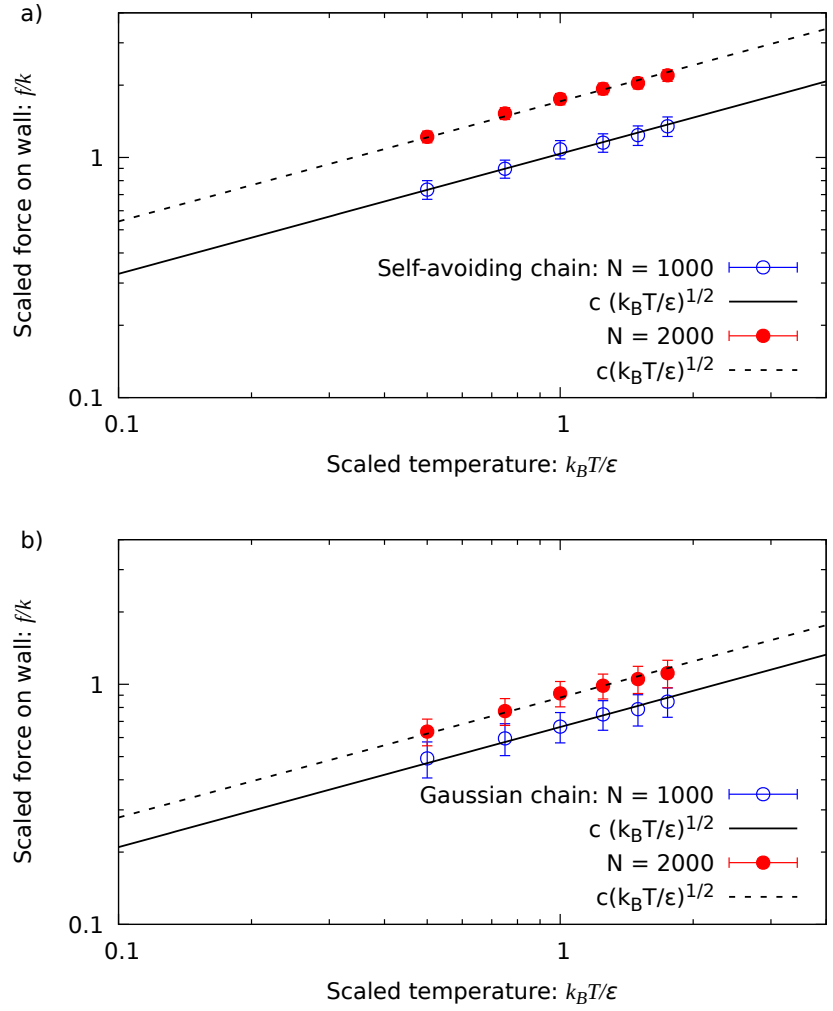


Figure 4: Log-log plot of the normalized force, f/k , as a function of the scaled temperature, $k_B T/\epsilon$, for confined self-avoiding chains in a), and for Gaussian chain in b), with the initial gap between the walls equal to 3σ . The lines representing the fitting curves.

and calculated the force exerted on the wall for both self-avoiding and Gaussian chains, as shown in Figure 4 (a) and (b), respectively, for a fixed values of $N = 1000$ and 2000 monomers. In this case, the force is found to scale with the normalized temperature as $f/k = c(k_B T/\epsilon)^{1/2}$, with c being an adjustable fitting constant.

In this manner, we are finding that the force exerted by the chain on wall is given by a factorized scaling expression: $f = f(E)f(N)f(d)$, where the separate contributions are due to the energy E , chain length N , and the confinement gap d , respectively. All were empirically determined as a power-law scaling relations from fittings in Figs. 2-4. The full expression for the entropic force combines into:

$$\begin{aligned} f &= kc \left(\frac{k_B T}{\epsilon} \right)^{1/2} \times kbN^{2/3} \times ka \frac{\sigma^2}{d^2} \\ &= k^3 abc \times \epsilon^{-1/2} (k_B T)^{1/2} N^{2/3} \frac{\sigma^2}{d^2}, \end{aligned} \tag{7}$$

where the constants a , b and c are the fitting parameters in Figs. 2-4, with their values listed in Table 2 for both self-avoiding and Gaussian chain. The reader concerned that what we assert to be an entropic force appears not to be linearly proportional to $k_B T$ here should hold their doubt till the Eq.(8) below, where we complete the dimensional analysis incorporating all the constants in their proper scaling forms.

As previously mentioned, the force exerted by the chain on the wall is independent of the specific value of the spring constant k (see SI for further details). However, the product of the a , b , and c determines the magnitude of the force. For instance, from Table 2, one can infer that the force increases with the number of monomers, N . Additionally, the force exerted by a self-avoiding is greater than that of a Gaussian chain, as can also be observed in Figs. 2-4. It is also important to note that the expression for the force a Gaussian chain is similar to the Eq. (7), but differs only in the value of the numerical factor abc and the power law contribution due to the chain length, which follows $N^{1/2}$.

Importantly, in order to maintain dimensional consistency for the force, the product of

Table 2: The values of the fitting parameters a , b and c obtained from Figs. 2-4 and numerical factor abc that appears in Eq.(7).

Chain	N	a	b	c	abc
Self-avoiding	1000	18.3 ± 0.2	0.0107 ± 0.0001	1.04 ± 0.01	0.204 ± 0.004
	2000	39.3 ± 0.5	0.0107 ± 0.0001	1.71 ± 0.02	0.72 ± 0.01
Gaussian	1000	9.5 ± 0.3	0.0203 ± 0.0001	0.66 ± 0.01	0.13 ± 0.01
	2000	15.4 ± 0.7	0.0203 ± 0.0001	0.88 ± 0.01	0.27 ± 0.01

the fitting parameters should have the dimensions of $[\sigma^5/\epsilon^2]$ in terms of LJ parameters. Furthermore, remembering that $k = 50 \epsilon/\sigma^2$ and $\epsilon = k_B T$ (see the Computational Details), we obtain that the force for the flexible self-avoiding chain confined between parallel walls scales like:

$$f \sim \left(\frac{\epsilon}{\sigma^2}\right)^3 \frac{\sigma^5}{\epsilon^2} \epsilon^{-1/2} (k_B T)^{1/2} N^{2/3} \frac{\sigma^2}{d^2} \sim \frac{\epsilon^{1/2}}{\sigma} (k_B T)^{1/2} N^{2/3} \frac{\sigma^2}{d^2} = \mathcal{A} k_B T \frac{\sigma N^{2/3}}{d^2}, \quad (8)$$

where the universal numerical constant was estimated from fitting the equation to computational data (see Supporting Information for detail): $\mathcal{A} = 1/4$. The corresponding free energy expression is derived by integrating the force in Eq. (8) over the confinement length d . As a result, we obtain the confinement free energy analytically (which in effect means we have produce an interpolation formula):

$$\Delta F = \frac{1}{4} k_B T \frac{\sigma N^{2/3}}{d}. \quad (9)$$

In the similar way, from the comparison results presented in Figs. 2-4 for an ideal Gaussian chain, implementing the constraints on dimensionality, and estimating the remaining universal numerical constant from re-fitting the data (see Supporting Information), we conclude that the confinement free energy takes the form

$$\Delta F = \frac{1}{3} k_B T \frac{\sigma N^{1/2}}{d}. \quad (10)$$

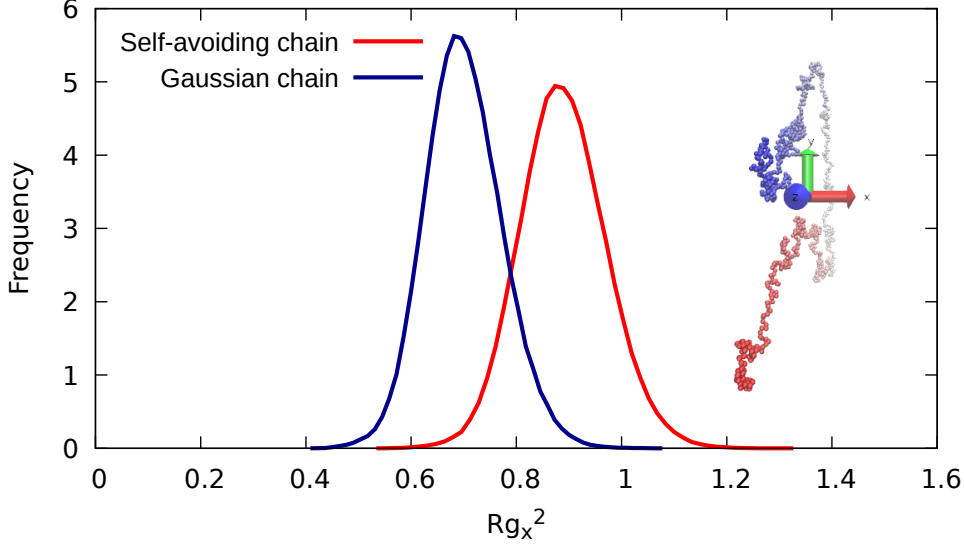


Figure 5: Distribution of the x -component of the radius of gyration, Rg_x^2 , for self-avoiding and ideal Gaussian chains, obtained by histogramming the values of Rg_x^2 (x-axis) from a simulation with the initial wall gap of 3σ . The inset represents a snapshot of an equilibrated self-avoiding chain confined along x .

The only fundamental difference between the two chain models is found in the power-law contribution due to the chain length N , which is mainly manifested across the unconfined direction (parallel to the walls), representing chains with different equilibrium sizes.

To better understand the difference in flattened chain conformation in these two models, we computed the x -component of the radius of gyration, $Rg_x^2 = \frac{1}{N} \sum_{i=1}^N (x_i - x_{cm})^2$, for chains with $N = 1000$ monomers. Here, x_i represents the x -coordinate of the position of the i th bead along the polymer chain, while x_{cm} denotes the x -coordinate of the center of mass of the polymer chains (along the confinement direction).

In this manner, we show the distribution of Rg_x^2 in Figure 5. Each distribution curve was obtained from a simulation with the initial wall gap of 3σ . It is important to remind the reader that the measured final equilibrium gap, d , is larger for the self-avoiding chain ($d = 4.08\sigma$) compared to the ideal chain ($d = 3.70\sigma$), which explains why the average value $\langle Rg_x^2 \rangle$ is greater for the self-avoiding chain. Additionally, we found that both chains are

likely distributed as Gaussian along the x -direction. This suggests that the self-avoiding and ideal chains are behaving similarly in the confinement direction, which means that their main differences are manifested across the unconfined region (parallel to the walls).

Therefore, the tighter parallel confinement enforces the ideal chain to be more stretched laterally, resembling an excluded-volume behavior in 2D. Since the majority of the chain conformations is explored in this lateral plane, we find this might explain why for both types of chains (ideal and self-avoiding), the equilibrium free energy exhibits the same dependence on the confinement length, $1/d$.

Conclusion

In this study, we have introduced a new approach to empirically determine the confinement free energy of polymer chains confined between parallel walls through Brownian dynamics simulations. This approach is highly generic, and its concept can be used for many different types of chains, and types of confinement, as long as the moveable walls controlled by a spring force are properly constructed in the simulation.

Notably, we found that both the ideal chain and the self-avoiding chain show their confinement free energy scaling with the gap as $1/d$, which does not correspond to any of the previously known theoretical models. Similarly, the scaling with the chain length ($N^{1/2}$ for ideal chain and $N^{2/3}$ for self-avoiding chain) are unexpected. We believe these results are ‘more correct’ than others because we do not introduce any models or assumptions, but merely measure what the actual chain exert on the walls.

We note that the parallel confinement enforces even the ideal the chain to stretch more in the lateral plane, resembling an excluded-volume behavior, which may explain the same $1/d$ dependence of the free energy for both models. Using our method, we show how to construct the interpolated analytical expression for the free energy of a confined chain to complement (or challenge) the classical theory of polymers in confined space.

Acknowledgement

This work was supported by the European Research Council grant No: 786659, co-funding the visit of MSGF to Cambridge, the Coordenação de Aperfeiçoamento de Pessoal de Nível Superior, Brasil (CAPES), Fin. Code 001, and São Paulo Research Foundation (FAPESP) grant number #2023/03658-9. The simulations were performed using the Darwin Supercomputer of the University of Cambridge High Performance Computing Service.

References

- (1) Cifra, P.; Bleha, T. Pressure of linear and ring polymers confined in a cavity. *J. Phys. Chem. B* **2023**, *127*, 4646–4657.
- (2) Richter, D.; Kruteva, M. Polymer dynamics under confinement. *Soft Matter* **2019**, *15*, 7316–7349.
- (3) Mittal, J.; Best, R. B. Thermodynamics and kinetics of protein folding under confinement. *Proc. Natl. Acad. Sci. USA* **2008**, *105*, 20233–20238.
- (4) Taylor, M. P. Polymer folding in slitlike nanoconfinement. *Macromolecules* **2017**, *50*, 6967–6976.
- (5) Kindt, J.; Tzlil, S.; Ben-Shaul, A.; Gelbart, W. M. DNA packaging and ejection forces in bacteriophage. *Proc. Natl. Acad. Sci. USA* **2001**, *98*, 13671–13674.
- (6) Ben-Shaul, A. Entropy, energy, and bending of DNA in viral capsids. *Biophys. J.* **2013**, *104*, L15–L17.
- (7) Si, D.-q.; Liu, X.-y.; Wu, J.-b.; Hu, G.-h. Modulation of DNA conformation in electrolytic nanodroplets. *Phys. Chem. Chem. Phys.* **2022**, *24*, 6002–6010.
- (8) Bonthuis, D. J.; Meyer, C.; Stein, D.; Dekker, C. Conformation and dynamics of DNA confined in slitlike nanofluidic channels. *Phys. Rev. Lett.* **2008**, *101*, 108303.

- (9) Tang, J.; Levy, S. L.; Trahan, D. W.; Jones, J. J.; Craighead, H. G.; Doyle, P. S. Revisiting the conformation and dynamics of DNA in slitlike confinement. *Macromolecules* **2010**, *43*, 7368–7377.
- (10) Reisner, W.; Pedersen, J. N.; Austin, R. H. DNA confinement in nanochannels: physics and biological applications. *Rep. Prog. Phys.* **2012**, *75*, 106601.
- (11) Muthukumar, M. *Polymer Translocation*; CRC press, 2016.
- (12) Huang, H.-C.; Hsiao, P.-Y. Scaling behaviors of a polymer ejected from a cavity through a small pore. *Phys. Rev. Lett.* **2019**, *123*, 267801.
- (13) Seth, S.; Bhattacharya, A. Polymer escape through a three dimensional double-nanopore system. *J. Chem. Phys.* **2020**, *153*, 104901.
- (14) Cacciuto, A.; Luijten, E. Self-avoiding flexible polymers under spherical confinement. *Nano Lett.* **2006**, *6*, 901–905.
- (15) Sakaue, T.; Raphaël, E. Polymer chains in confined spaces and flow-injection problems: some remarks. *Macromolecules* **2006**, *39*, 2621–2628.
- (16) Smyda, M. R.; Harvey, S. C. The entropic cost of polymer confinement. *J. Phys. Chem. B* **2012**, *116*, 10928–10934.
- (17) Gorbunov, A. A.; Skvortsov, A. M. Statistical properties of confined macromolecules. *Adv. Coll. Int. Sci.* **1995**, *62*, 31–108.
- (18) Leith, J. S.; Kamanzi, A.; Sean, D.; Berard, D.; Guthrie, A. C.; McFaul, C. M.; Slater, G. W.; de Haan, H. W.; Leslie, S. R. Free energy of a polymer in slit-like confinement from the Odijk regime to the bulk. *Macromolecules* **2016**, *49*, 9266–9271.
- (19) Casassa, E. F. Equilibrium distribution of flexible polymer chains between a macroscopic solution phase and small voids. *J. Polym. Sci. B* **1967**, *5*, 773–778.

- (20) Edwards, S. F.; Freed, K. F. The entropy of a confined polymer I. *J. Phys. A: Gen. Phys.* **1969**, *2*, 145.
- (21) de Gennes, P. G. *Scaling Concepts in Polymer Physics*; Cornell University Press, Ithaca, NY, 1979.
- (22) Milchev, A. Single-polymer dynamics under constraints: scaling theory and computer experiment. *J. Phys.: Cond. Mat.* **2011**, *23*, 103101.
- (23) Micheletti, C.; Marenduzzo, D.; Orlandini, E. Polymers with spatial or topological constraints: Theoretical and computational results. *Phys. Rep.* **2011**, *504*, 1–73.
- (24) Taylor, M. P. Confinement free energy for a polymer chain: Corrections to scaling. *J. Chem. Phys.* **2022**, *157*, 094902.
- (25) Flory, P. J. *Principles of Polymer Chemistry*; Cornell University Press, 1953.
- (26) Edwards, S. F. The statistical mechanics of polymers with excluded volume. *Proc. Phys. Soc.* **1965**, *85*, 613.
- (27) Doi, M.; Edwards, S. F. *The Theory of Polymer Dynamics*; Oxford University Press, Oxford, 1988.
- (28) Paturej, J.; Milchev, A.; Egorov, S. A.; Binder, K. Star polymers confined in a nanoslit: a simulation test of scaling and self-consistent field theories. *Soft Matter* **2013**, *9*, 10522–10531.
- (29) Ha, B.-Y.; Jung, Y. Polymers under confinement: single polymers, how they interact, and as model chromosomes. *Soft Matter* **2015**, *11*, 2333–2352.
- (30) Bonomi, M.; Branduardi, D.; Bussi, G.; Camilloni, C.; Provasi, D.; Raiteri, P.; Donadio, D.; Marinelli, F.; Pietrucci, F.; Broglia, R. A., et al. PLUMED: A portable plugin for free-energy calculations with molecular dynamics. *Computer Phys. Comm.* **2009**, *180*, 1961–1972.

- (31) Frenkel, D.; Smit, B. *Understanding Molecular Simulation: From Algorithms to Applications*; Elsevier, 2001; Vol. 1.
- (32) Laio, A.; Parrinello, M. Escaping free-energy minima. *Proc. Natl. Acad. Sci. USA* **2002**, *99*, 12562–12566.
- (33) Kumar, S.; Rosenberg, J. M.; Bouzida, D.; Swendsen, R. H.; Kollman, P. A. The weighted histogram analysis method for free-energy calculations on biomolecules. *J. Comp. Chem.* **1992**, *13*, 1011–1021.
- (34) Dimitrov, D.; Milchev, A.; Binder, K.; Klushin, L. I.; Skvortsov, A. M. Universal properties of a single polymer chain in slit: Scaling versus molecular dynamics simulations. *J. Chem. Phys.* **2008**, *128*, 234902.
- (35) Frenkel, D.; Ladd, A. J. New Monte Carlo method to compute the free energy of arbitrary solids. Application to the fcc and hcp phases of hard spheres. *The Journal of chemical physics* **1984**, *81*, 3188–3193.
- (36) Plimpton, S. Fast parallel algorithms for short-range molecular dynamics. *J. Comp. Phys.* **1995**, *117*, 1–19.
- (37) Plimpton, S. t. LAMMPS website. <https://lammps.sandia.gov/index.html>.
- (38) Grest, G. S.; Kremer, K. Molecular dynamics simulation for polymers in the presence of a heat bath. *Phys. Rev. A* **1986**, *33*, 3628.
- (39) Kremer, K.; Grest, G. S. Dynamics of entangled linear polymer melts: A molecular-dynamics simulation. *J. Chem. Phys.* **1990**, *92*, 5057–5086.
- (40) Lappala, A.; Terentjev, E. M. "Raindrop" coalescence of polymer chains during coil-globule transition. *Macromolecules* **2013**, *46*, 1239–1247.
- (41) Weeks, J. D.; Chandler, D.; Andersen, H. C. Role of repulsive forces in determining the equilibrium structure of simple liquids. *J. Chem. Phys.* **1971**, *54*, 5237–5247.

- (42) Auhl, R.; Everaers, R.; Grest, G. S.; Kremer, K.; Plimpton, S. J. Equilibration of long chain polymer melts in computer simulations. *J. Chem. Phys.* **2003**, *119*, 12718–12728.
- (43) Liu, L.; Pincus, P. A.; Hyeon, C. Compressing Θ -chain in slit geometry. *Nano Lett.* **2019**, *19*, 5667–5673.
- (44) Lappala, A.; Sefton, L.; Fennimore, P. W.; Terentjev, E. M. Connectivity and free-surface effects in polymer glasses. *Sci. Reports* **2019**, *9*, 3830.
- (45) Ceperley, D.; Kalos, M.; Lebowitz, J. L. Computer simulation of the dynamics of a single polymer chain. *Phys. Rev. Lett.* **1978**, *41*, 313.
- (46) Lappala, A.; Mendiratta, S.; Terentjev, E. M. Arrested spinodal decomposition in polymer brush collapsing in poor solvent. *Macromolecules* **2015**, *48*, 1894–1900.