

k NN Attention Demystified: A Theoretical Exploration for Scalable Transformers

Themistoklis Haris
Boston University
tharis@bu.edu

November 7, 2024

Abstract

Despite their power, Transformers [Vas17] face challenges with long sequences due to the quadratic complexity of self-attention. To address this limitation, methods like k -Nearest-Neighbor (k NN) attention have been introduced [RSVG21], enabling each token to attend to only its k closest tokens. While k NN attention has shown empirical success in making Transformers more efficient, its exact approximation guarantees have not been theoretically analyzed. In this work, we establish a theoretical framework for k NN attention, reformulating self-attention as expectations over softmax distributions and leveraging lazy Gumbel sampling [MLE17] with k NN indices for efficient approximation. Building on this framework, we also propose novel sub-quadratic algorithms that approximate self-attention gradients by leveraging efficient sampling techniques, such as Markov Chain-based estimation. Finally, we demonstrate the practical effectiveness of these algorithms through empirical experiments, showcasing their benefits in both training and inference.

1 Introduction

Transformer models have become the dominant neural architecture across language, vision, and other domains [Vas17, DBK⁺20]. However, scaling them to handle larger input sequences remains a significant challenge [TDA⁺20], primarily due to the quadratic complexity of computing self-attention. Overcoming this limitation is crucial for advancing neural networks. Extending context length would enable Transformers to tackle complex tasks like book summarization [KRA⁺21] and time-series forecasting [WZZ⁺22, ZCZX23, ZZP⁺21]. Furthermore, improving attention efficiency would reduce the computational burden of training, making these models more accessible. Bridging this “compute divide” is vital for democratizing AI [AW20].

Efficient computation of self-attention has been a focal point of research in recent years [FCA23]. Flash Attention [DFE⁺22] and related work [SY24] optimize the exact calculation of attention by minimizing wasted computation during GPU I/O operations. However, most approaches focus on approximating the attention function. Sparse Transformers improve efficiency by allowing each token to attend to only a small subset of tokens [MLAC21]. These subsets are identified through deterministic methods [CGRS19, GQL⁺19, SM20, LJX⁺19, QML⁺19, BPC20], randomized algorithms [KKL20, HJK⁺23, ZHDK23, PPJF24], or adaptive techniques [CNM19]. Additionally, self-attention is often approximated using low-rank matrices and kernel methods [WLK⁺20, TBM⁺21, XZC⁺21, KVPF20, CLD⁺20]. On the negative side, recent fine-grained complexity reductions indicate that achieving a good approximation with sub-quadratic time is not feasible across all scenarios [KWH23, AS24a].

In this work, we focus on sparse attention methods where each token vector $q_i \in \mathbb{R}^d$ attends to the k tokens $k_j \in \mathbb{R}^d$ with the largest inner products $q_i^T k_j$ [GDG⁺21, WWW⁺22], a paradigm we refer to as k NN Attention. The Routing Transformer [RSVG21] was an early example, using k -means clustering to ensure each query only attends to keys within the same cluster. Memorizing Transformers [WRHS22] later extended this approach by leveraging k NN search within a stored memory, enabling models to memorize new data

during inference. More recently, Unlimiformer models [BANG24] have improved efficiency by using a single k NN data structure (or *index*) across all attention heads and layers.

Previous works have empirically shown that k NN Attention not only improves computational efficiency, but also enhances model architectures and capabilities. However, a rigorous theoretical analysis of k NN Attention is still lacking. Key questions remain unresolved, including the precise approximation guarantees it offers, the optimal value of k , and how to extend the method to approximate the backward pass.

Notation Let $Q, K, V \in \mathbb{R}^{n \times d}$ be our *query*, *key* and *value* matrices. Let $q_i = Q_{i,:} \in \mathbb{R}^d$ be i -th row of Q written as a column vector. We will also denote the j -th column of Q by $Q_{:,j}$. We define $A := QK^T \in \mathbb{R}^{n \times n}$ to be the *attention matrix*, and $O = \text{softmax}(A) \cdot V \in \mathbb{R}^{n \times d}$ to be the output of the *attention function*. The softmax function is applied row-wise to A and is defined as a vector valued function $\sigma : \mathbb{R}^n \rightarrow \mathbb{R}^n$:

$$\sigma(y_1, \dots, y_n)_i = \frac{\exp(y_i)}{\sum_{s=1}^n \exp(y_s)}$$

We also let $[n] := \{1, 2, \dots, n\}$ and use the notation $\text{polylog}(n)$ as a substitute of $\log^k(n)$ for some arbitrary constant $k \in \mathbb{Z}^+$ that is independent of n . Finally, we use the \tilde{O} notation to hide polylogarithmic factors. We will often make use of the following boosting lemma:

Lemma 1 (Median-Of-Means Boosting, [Cha20]). *If \hat{Q} is an unbiased estimator of some statistic, then one can obtain an (ε, δ) -multiplicative estimate of that statistic by suitably combining $K := \frac{C}{\varepsilon^2} \frac{\text{Var}[\hat{Q}]}{\mathbb{E}[\hat{Q}]^2} \ln \frac{2}{\delta}$ independent samples of \hat{Q} , where C is a universal constant.*

For a comprehensive outline of preliminary results and theory, please refer to Appendix A.

1.1 Our Contributions

1.1.1 A Theoretical Framework for k NN Attention

Our work provides a theoretical framework to explain both the efficiency and effectiveness of k NN Attention. Our framework reformulates self-attention as expectations over softmax distributions. These expectations are approximated by sampling from each distribution in sublinear time using Lazy Gumbel Noise Sampling. By connecting k NN, k -Maximum Inner Product Search (MIPS), and Gumbel noise sampling, we develop a new sub-quadratic self-attention approximation algorithm aligning with the k NN Attention paradigm, as summarized in the following informal theorem:

Theorem 2. *Let $Q, K, V \in \mathbb{R}^{n \times d}$ and ε, δ be positive constants. Assume $\|V\|_\infty = O(\log n)$. Then k NN-Attention as presented in Algorithm 2 with $k = \sqrt{n}$ outputs a matrix $\hat{O} \in \mathbb{R}^{n \times d}$ such that:*

$$|\hat{O}_{ij} - O_{ij}| \leq \varepsilon O_{ij} \tag{1}$$

for all $(i, j) \in [n] \times [d]$ with probability at least $1 - \delta$ and in sub-quadratic time and space.

1.1.2 Approximating the Backward Pass

Our framework can be extended to solve the problem of approximating attention gradients. Even though backpropagation is the main memory bottleneck for large models, few methods approximate attention gradients directly. Alman and Song’s work ((year?)) is most relevant, deriving inapproximability results for certain parameter regimes.

We present new approximation algorithms for self-attention gradients using k NN search. A key challenge is the need to multiply by the transpose of a stochastic matrix, which disrupts our expectation-based reformulation. To address this, we use a Markov-Chain sampling technique, treating the attention matrix as a transition matrix and applying a single-step iteration. Our main theorem can be informally stated as follows:

Theorem 3. Let ϕ be a scalar loss function and $\partial\phi/\partial O \in \mathbb{R}^{n \times d}$. Then, under certain assumptions on the $\|\cdot\|_\infty$ norms of Q, K, V , there exist sub-quadratic time algorithms that output estimates $\hat{D}^Q, \hat{D}^K, \hat{D}^V \in \mathbb{R}^{n \times d}$ for which with probability at least $1 - \delta$ it holds that:

$$\|\hat{D}^Q - \partial\phi/\partial Q\|_\infty \leq e_Q, \|\hat{D}^K - \partial\phi/\partial K\|_\infty \leq e_K \text{ and } \|\hat{D}^V - \partial\phi/\partial V\|_\infty \leq e_V \quad (2)$$

where e_Q, e_K, e_V are explicit error parameters that can roughly be bounded by $O(\varepsilon n \cdot \text{polylog}(n))$

Algorithm 4 computes \hat{D}^V , while Algorithms for \hat{D}^K and \hat{D}^Q can be found in Appendices E and F.

2 k NN Attention as an Approximation Algorithm

2.1 Reformulating Self-Attention as Expectation

Our first contribution is viewing the self-attention output as a matrix of expectations under various softmax distributions. Let D_i be the softmax distribution defined by $D_i(j) \propto \exp(q_i^T \cdot k_j)$ over $[n]$. Then, notice that we can write:

$$O_{ij} = \sum_{k=1}^n \frac{\exp(q_i^T \cdot k_k)}{\sum_{s=1}^n \exp(q_i^T \cdot k_s)} \cdot V_{kj} = \sum_{k=1}^n D_i(k) \cdot V_{kj} = \mathbb{E}_{k \sim D_i} [V_{kj}] \quad (3)$$

Thus, to approximate O_{ij} , we have to estimate the expected value in Equation 3. Let k be sampled according to D_i . Then, the estimator $\hat{O}_{ij} = V_{kj}$ is unbiased, as $\mathbb{E}_{k \sim D_i} [\hat{O}_{ij}] = O_{ij}$. By imposing certain assumptions on the entries of the V matrix, we can bound the variance of \hat{O}_{ij} and use boosting to obtain explicit error guarantees:

Theorem 4. Suppose $\|V\|_\infty \leq B = O(\log(n))$ and assume that for any $i \in [n]$ we can sample from D_i in time $O(T)$. Then, there exists an algorithm to output a matrix $\hat{O} \in \mathbb{R}^{n \times d}$ such that:

$$|\hat{O}_{ij} - O_{ij}| \leq \varepsilon O_{ij} \quad (4)$$

for all $(i, j) \in [n] \times [d]$ with probability at least $1 - \delta$, where $\varepsilon, \delta > 0$ are constants. The algorithm runs in $O(nd \cdot T \cdot \varepsilon^{-2} \log(nd/\delta) \log n)$ time.

Proof. Given that \hat{O}_{ij} is an unbiased estimator of O_{ij} , we can utilize Lemma 1 to get an (ε, δ) -multiplicative estimator for O_{ij} . To determine a sufficient number of samples of \hat{O}_{ij} , we first bound the variance of our estimator:

$$\text{Var} [\hat{O}_{ij}] \leq \mathbb{E}_{k \sim D_i} [V_{kj}^2] = \sum_{k=1}^n D_i(k) V_{kj}^2 \leq B \cdot O_{ij} \quad (5)$$

Then, the number of samples required is:

$$O \left(\varepsilon^{-2} \cdot \log(1/\delta) \cdot \text{Var} [\hat{O}_{ij}] \cdot \mathbb{E} [\hat{O}_{ij}]^{-2} \right) = O \left(\varepsilon^{-2} \cdot \log(1/\delta) \log n \right) \quad (6)$$

due to our assumption on $\|V\|_\infty$. To ensure that all nd elements of O are approximated within the desired guarantees, we have to set $\delta' := \delta/(nd)$ and union-bound over all nd elements of O . Since each sample requires $O(T)$ time, we arrive at the desired time complexity. \square

2.2 Efficient Sampling from D_i via Lazy Gumbel Sampling

Theorem 4 previously assumed we could directly sample from the distribution D_i . The *Lazy Gumbel Sampling* method proposed by (author?) [MLE17] provides a way to sample from each D_i in sublinear time, even with limited knowledge of D_i . However, there is an initial pre-processing step that takes a bit more than linear time across all the distributions.

Fix some $i \in [n]$ and let $Z_{ij} = q_i^T k_j$. In the Gumbel Max Trick (Lemma 19), we form the random variables $N_{ij} = Z_{ij} + G_{ij}$ where $G_{ij} \sim \text{Gumbel}(0, 1)$ for all $j \in [n]$ and sample $\arg \max N_{ij}$. This is equivalent to sampling $j \in [n]$ from the softmax distribution over the Z_{ij} scores. (author?) [MLE17] observed that if we have the top k Z_{ij} values in a set S_i and add Gumbel noise to just them, then for any $j \notin S_i$ to be ultimately picked, its Gumbel noise G_{ij} must be quite large. We can use the concentration properties of the Gumbel distribution to argue that in expectation we only need to sample $\frac{n}{k}$ elements not in S_i . Setting $k = \sqrt{n}$ allows us to balance the two, resulting in a sublinear time algorithm for sampling from D_i . An illustration of the idea can be seen in Figure 1, as it was presented in (author?) [MLE17].

Algorithm 1 Lazy Gumbel Sampling from D_i , for some $i \in [n]$

- 1: **Inputs:** $k \in \mathbb{N}$, $q_i \in \mathbb{R}^d$, $K \in \mathbb{R}^{n \times d}$, $S_i := \{\text{the } k \text{ keys } j \text{ with the largest } Z_{ij} := q_i^T k_j\}$.
 - 2: Sample $G_{ij} \sim \text{Gumbel}(0, 1)$ for $j \in S_i$.
 - 3: Let $M \leftarrow \max_{j \in S_i} \{Z_{ij} + G_{ij}\}$ and $S_{\min} \leftarrow \min_{j \in S_i} \{Z_{ij}\}$.
 - 4: Let $B \leftarrow M - S_{\min}$ be the Gumbel cutoff.
 - 5: Let $m \sim \text{Bin}(n - k, 1 - \exp(-\exp(-B)))$ be the number of $[n] \setminus S_i$ Gumbels greater than B . Sample m points from $[n] \setminus S_i$ and denote the set of sampled points as T_i .
 - 6: Sample $G_{ij} \sim \text{Gumbel}(0, 1)$ conditionally greater than B for each $j \in T_i$.
 - 7: **return** $\hat{j} \leftarrow \arg \max_{j \in S_i \cup T_i} \{Z_{ij} + G_{ij}\}$
-

We can see that this method samples exactly from D_i :

Theorem 5 (Correctness of Algorithm 1). *After running Algorithm 1, it holds that:*

$$\hat{j} = \arg \max_{j \in [n]} \{q_i^T k_j + G_{ij}\} \quad (7)$$

where $G_{ij} \sim \text{Gumbel}(0, 1)$. In other words, \hat{j} is sampled according to D_i .

Proof. The only way that we do not find the maximum is if one of the points in $[n] \setminus (S_i \cup T_i)$ are the true maximum. However those points (by construction) have Gumbel noise at most B , so they cannot be the overall maximum. \square

In Appendix B, we show that the expected number m of large Gumbels is at most n/k . Our simplified proof uses the Gumbel distribution's Moment Generating Function, rather than the original exponential-based analysis.

Lemma 6. *The following holds:*

$$\mathbb{E}[m] \leq \frac{n}{k} \quad (8)$$

Due to Lemma 6, we see that we need to set $k = \sqrt{n}$ to optimize our overall time complexity. We have the following theorem, which follows easily from the pseudocode of Algorithm 1 and Lemma 6:

Theorem 7. *Let $k = \sqrt{n}$. Suppose that we are able to retrieve the set S_i in $f(n, k)$ time. Then, we can use Algorithm 1 to sample from D_i in $O(\sqrt{n} + f(n, \sqrt{n}))$ time in expectation.*

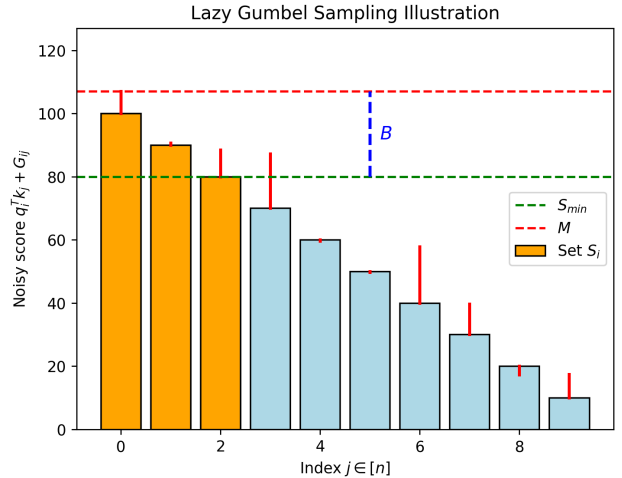


Figure 1: Lazy Gumbel sampling

2.2.1 Obtaining the top k inner products

Algorithm 1 relies on obtaining the set S_i of the top \sqrt{n} inner products $q_i^T k_j$ for each $i \in [n]$ in sub-quadratic $f(n, \sqrt{n})$ time. Since the k_j vectors are fixed, while the q_i vectors act as queries, this setup is known as the **k -Maximum Inner Product Search Problem (MIPS)**

The k -MIPS problem can be reduced to the k NN problem using a transformation proposed by [NS15]. We add an extra dimension to normalize all key vectors. Specifically, the inner product $q_i^T k_j$ can be expressed as:

$$q_i^T k_j = \frac{1}{2} (\|q_i\|_2^2 + \|k_j\|_2^2 - \|q_i - k_j\|_2^2) \quad (9)$$

If the norms $\|k_j\|_2$ are the same across all j , the problem reduces to finding the k nearest neighbors to q_i . To enforce this, we define:

$$(k'_j)^T = \left[k_j^T, \sqrt{M - \|k_j\|_2^2} \right] \quad (10)$$

so that $\|(k')_j\|_2 = M$ for all $j \in [n]$, where M is a previously known upper bound. When querying with q_i , we use:

$$(q'_i)^T = [q_i^T, 0] \quad (11)$$

This transformation preserves the inner products, allowing us to solve the k NN problem for q'_i . We can then use a k NN index H to preprocess K and query it with each q'_i to construct S_i for all $i \in [n]$. We remain agnostic to the specific k NN index one could use for this algorithm¹, but if we assume that the construction runtime is slightly larger than linear and the query time slightly larger than k , then k NN attention techniques have total runtime of $\approx \tilde{O}(dn^{3/2} \cdot \varepsilon^{-2} \log(1/\delta))$ time and space.

Algorithm 2 k NN Attention

```

1: Inputs:  $Q, K, V \in \mathbb{R}^{n \times d}$ , error parameter  $\varepsilon > 0$ , confidence parameter  $\delta > 0$ ,  $k \in \mathbb{N}$ .
2: for  $j \in [n]$  do ▷ Pre-Processing
3:    $(k'_j)^T = \left[ k_j^T, \sqrt{M - \|k_j\|_2^2} \right] \in \mathbb{R}^{(d+1) \times 1}$ 
4:  $H \leftarrow$  Build a  $k$ NN index from  $\{k'_j \mid j \in [n]\}$ 
5: for  $i \in [n]$  do
6:    $(q'_i)^T \leftarrow [q_i^T, 0] \in \mathbb{R}^{d+1}$ 
7:   Query  $H$  with  $q'_i$  to get  $S_i$  with  $|S_i| = k$ .
8:   for  $j \in [d]$  do
9:      $\hat{O}_{ij} \leftarrow$  Median-Of-Means with Algorithm 1 as sampler  $\leftarrow (k, q_i, K, S_i)$ .
10: return  $\hat{O}$ 

```

2.3 k NN Attention without Median-of-Means

This section describes a simpler algorithm for computing the expected value needed for self-attention. The algorithm still uses k NN indices to find the top k inner products per query, but usually outperforms Algorithm 2 in practice, due to its amenity for hardware-accelerated vectorization, and is thus our preferred implementation for experiments².

Building on [MLE17], the algorithm estimates $\mathbb{E}_{k \sim D_i}[V_{kj}]$ using set S_i by sampling ℓ additional vectors outside S_i (set T_i) and upweighting them in the expectation sum, as follows:

$$\hat{O}_{ij} = \frac{\sum_{s \in S_i} e^{q_i^T k_s} \cdot V_{sj} + \frac{n-k}{\ell} \sum_{s \in T_i} e^{q_i^T k_s} \cdot V_{sj}}{\sum_{s \in S_i} e^{q_i^T k_s} + \frac{n-k}{\ell} \sum_{s \in T_i} e^{q_i^T k_s}} \quad (12)$$

¹For a specific construction with precise theoretical guarantees that uses Locality Sensitive Hashing (LSH), please refer to Appendix C.

²See Appendix G for a PyTorch implementation of this algorithm.

The quality of this estimator and the optimal choices for k and ℓ are derived as follows:

Theorem 8. *The estimator \widehat{O}_{ij} satisfies the following error guarantee with probability at least $1 - \delta$:*

$$\left| \widehat{O}_{ij} - O_{ij} \right| = O(\varepsilon)$$

if the following two conditions hold: $k^2\ell \geq 8n^2\varepsilon^{-2}\log(4/\delta)$ and $k\ell \geq 2n\varepsilon^{-2}\log(2/\delta)$. Setting $k = \ell = O\left(n^{2/3}\varepsilon^{-1}\sqrt{\log(1/\delta)}\right)$ gives us an $\widetilde{O}\left(dn^{5/3}\varepsilon^{-1}\sqrt{\log(1/\delta)}\right)$ algorithm for estimating self-attention within additive error $O(\varepsilon)$, assuming an efficient k NN implementation.

Proof. The proof of the additive error guarantee can be found in [MLE17]. \square

3 Approximating the Attention Gradients

Next, we present randomized algorithms which can efficiently approximate the gradients of the self-attention function. First, we give exact formulas for the gradients in question. These can be obtained by applying the chain rule repeatedly, as shown in Appendix D.

Lemma 9 (Attention Gradients). *Let $Q, K, V \in \mathbb{R}^{n \times d}$. Let $P := \text{softmax}(QK^T) \in \mathbb{R}^{n \times n}$ be the normalized attention matrix. Let ϕ be a scalar function of O and $D^O = \partial\phi/\partial O \in \mathbb{R}^{n \times d}$. Similarly define D^Q, D^K and D^V . The following relationships hold:*

$$D^V = P^T \cdot D^O \tag{13}$$

$$D_{ij}^Q = \sum_{k=1}^n P_{ik} (D_{ik}^P - \langle D_{i,:}^P, P_{i,:} \rangle) K_{kj} \tag{14}$$

$$D_{ij}^K = \sum_{k=1}^n P_{ki} (D_{ki}^P - \langle D_{k,:}^P, P_{k,:} \rangle) Q_{kj} \tag{15}$$

where $D_{ij}^P = \partial\phi/\partial P_{ij} = \langle D_{i,:}^O, V_{j,:} \rangle$.

Clearly, calculating D^Q, D^K and D^V naively requires storing P , which requires $O(dn^2)$ time.

3.1 Estimating D^V using Random Walk Simulations

We now give an algorithm for estimating D^V . Suppose we want to calculate the j -th column of D^V :

$$D_{:,j}^V = P^T \cdot D_{:,j}^O \tag{16}$$

for $j \in [d]$. Fix $\vec{x}_j^O := D_{:,j}^O \in \mathbb{R}^{n \times 1}$ and suppose that $\vec{x}_j^O \geq 0$. We will relax this assumption in Section 3.1.1. Then, $\vec{y}_j := \vec{x}_j^O / \|\vec{x}_j^O\|_1$ is a distribution over the universe $[n]$. Imagine a random walk over $[n]$ with transition matrix P and initial distribution \vec{y}_j . Then:

$$\vec{\pi}_j := P^T \cdot \vec{y}_j \tag{17}$$

is the distribution after one step in the process. Thus, we can estimate $\vec{\pi}_j$ with Markov Chain simulations, by first picking an item $i \in [n]$ from the distribution \vec{y}_j , and then picking another item $k \in [n]$ with probability P_{ik} . We make N independent length-1 random walks like this and let:

$$X_v^{(j,s)} = \begin{cases} 1, & \text{if the } s\text{-th walk ends up in state } v \\ 0, & \text{otherwise} \end{cases}$$

We know that $\mathbb{E}[X_v^{(j,s)}] = \pi_j(v)$ for all $s \in [N]$. Thus, we can form a boosted estimator:

$$\widehat{p}_j(v) = \frac{1}{N} \sum_{s=1}^N X_v^{(j,s)} \tag{18}$$

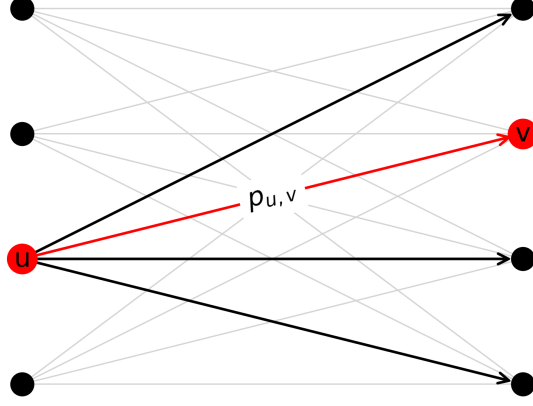


Figure 2: A single-step Markov Chain sample.

This estimator is unbiased due to linearity of expectation, so we can use the Hoeffding bound to ensure that our empirical distribution is close to the true distribution as long as we take enough samples:

$$\Pr[|\hat{p}_j(v) - \pi_j(v)| \geq \varepsilon] \leq 2 \exp(-2N\varepsilon^2)$$

We set the probability of failure to $1/(dn^2)$ so that we can union bound over all $v \in [n]$ and all $j \in [d]$. It follows that we require:

$$N = \Theta(\varepsilon^{-2} \ln(nd)) \quad (19)$$

Of course, we need to scale $\vec{\pi}_j$ back to recover $D_{:,j}^V$. We define:

$$\hat{D}_{:,j}^V = \|\vec{x}_j\|_1 \cdot \hat{p}_j \quad (20)$$

Then we get that with probability at least $1 - 1/n$ it holds for all $j \in [d]$ that:

$$\left\| \hat{D}_{:,j}^V - D_{:,j}^V \right\|_\infty = \|\vec{x}_j\|_1 \cdot \|\hat{p}_j - \vec{\pi}_j\|_\infty \leq \varepsilon \|\vec{x}_j\|_1 \quad (21)$$

3.1.1 Relaxing the non-negativity assumption

We now relax the non-negativity constraint on \vec{x}_j , accepting some approximation error. Since normalizing \vec{x}_j with its L1 norm fails if \vec{x}_j has negative entries, we adopt a numerical stability technique to ensure we get a valid probability distribution even when \vec{x}_j contains negative entries. Let

$$M_j := - \min_{\substack{v \in [n] \\ (\vec{x}_j)_v \leq 0}} (\vec{x}_j)_v \quad (22)$$

be the absolute value of the most negative entry of \vec{x}_j . If $\vec{x}_j \geq 0$, then set $M_j = 0$. Now, if $\vec{M}_j := M_j \cdot \mathbf{1}^n \in \mathbb{R}^{n \times 1}$, then $\vec{x}'_j = \vec{x}_j + \vec{M}_j \geq 0$. Therefore, we can estimate

$$\hat{p}'_j \approx \vec{\pi}'_j := P^T \cdot \vec{x}'_j \quad (23)$$

using our Markov Chain method. Going back to our original goal of estimating $\vec{\pi}_j$, we have:

$$\begin{aligned} \vec{\pi}_j &:= P^T \cdot \vec{x}_j \\ &= P^T \cdot (\vec{x}'_j - \vec{M}_j) \\ &= \vec{\pi}'_j - P^T \cdot \vec{M}_j \\ &= \vec{\pi}'_j - M_j \cdot P^T \cdot \mathbf{1}^n \end{aligned}$$

where 1^n is the all 1-s vector. So then we only need to additionally estimate $P^T \cdot 1^n$. This can be done in the same fashion only once, as a pre-processing step. Specifically, suppose that we estimate $P^T \cdot 1^n$ as \hat{s} . We know from our prior analysis that using $\Theta(\varepsilon^{-2} \log n)$ random walks we get an estimate \hat{s} such that:

$$\|\hat{s} - P^T \cdot 1^n\|_\infty \leq \varepsilon n \quad (24)$$

Putting it all together, our final estimator is then:

$$\hat{p}_j := \hat{p}'_j - M_j \cdot \hat{s} \quad (25)$$

Eventually, the total error for estimating $\vec{\pi}_j$ becomes:

$$\|\hat{D}_{:,j}^V - D_{:,j}^V\|_\infty = \|\hat{p}_j - \vec{\pi}_j\|_\infty = \|\hat{p}'_j - M_j \cdot \hat{s} - \vec{\pi}_j + M_j \cdot P^T \cdot 1^n\|_\infty \quad (26)$$

$$\leq \|\hat{p}'_j - \vec{\pi}_j\|_\infty + M_j \cdot \|P^T 1^n - \hat{s}\|_\infty \quad (27)$$

$$\leq \varepsilon \|\vec{x}_j\|_1 + \varepsilon M_j \cdot n \quad (28)$$

$$= \varepsilon \langle x_j, 1^n \rangle + 2\varepsilon n M_j \quad (29)$$

where the first inequality follows from the triangle inequality and the last equality follows from

$$\|\vec{x}_j\|_1 = \sum_{k=1}^n |(x_j)_k + M_j| = \sum_{k=1}^n [(x_j)_k + M_j] = \langle x_j, 1^n \rangle + n M_j \quad (30)$$

We present the entirety of the method as Algorithm 4.

Algorithm 3 Estimating $P^T x$, with query access to $P \in \mathbb{R}^{n \times n}$ a stochastic matrix

```

1: procedure APPROXPOSPROD( $P \in \mathbb{R}^{n \times n}, x \geq 0, \varepsilon > 0$ )
2:   Let  $N \leftarrow 2 \lg n \cdot \varepsilon^{-2}$  and  $\Sigma \leftarrow \langle x, 1^n \rangle$   $\triangleright O(n)$  time
3:   Let  $\hat{x} \in \mathbb{R}^{n \times 1}$  be our output.
4:   for  $s \in [N]$  do
5:     Sample  $i \in [n]$  with probability  $\propto x_i$  using  $\Sigma$  as a normalization factor.
6:     Sample  $k \in [n]$  with probability  $P_{ik}$ .
7:      $\hat{x}_k \leftarrow \hat{x}_k + 1$ 
8:   return  $\frac{1}{N} \cdot \hat{x} \cdot \Sigma$ 

9: procedure ESTIMATEPRODUCT( $P \in \mathbb{R}^{n \times n}, x \in \mathbb{R}^n, \varepsilon > 0, \hat{s} \in \mathbb{R}^n$ )
10:  Let  $M \leftarrow -\min_{v \in [n], x_v \leq 0} x_v$   $\triangleright O(n)$  time
11:  Let  $x' \leftarrow x + M \cdot 1^n$   $\triangleright O(n)$  time
12:  Call APPROXPOSPROD( $P, x', \varepsilon$ ) to get  $\hat{x}'$   $\triangleright \tilde{O}(n\varepsilon^{-2})$  time
13:  return  $\hat{x}' - M \cdot \hat{s}$ 

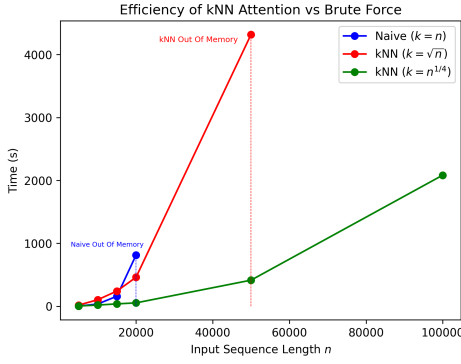
```

Algorithm 4 Estimating $D^v V$

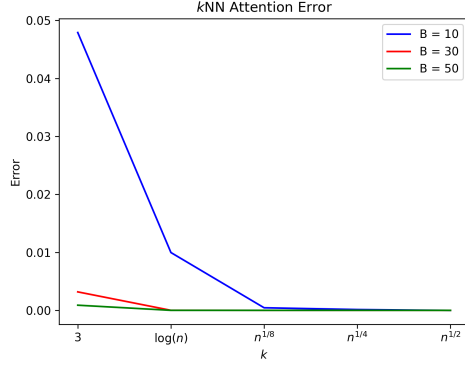
```

1: Input:  $Q, K, D^O \in \mathbb{R}^{n \times d}$ , error parameter  $\varepsilon > 0$ 
2: Let  $\hat{D}^V \in \mathbb{R}^{n \times d}$  be our output.
3:  $\hat{s} \leftarrow \text{APPROXPOSPROD}(P, 1^n, \varepsilon)$   $\triangleright$  Pre-Processing
4: for  $j \in [d]$  do
5:    $\hat{D}_{:,j}^V \leftarrow \text{ESTIMATEPRODUCT}(P, D_{:,j}^O, \varepsilon, \hat{s})$ 
6: return  $\hat{D}^V$ 

```



(a) k NN Attention vs Brute Force. We are able to increase the context length by a factor of 5 without running out of memory.



(b) Mean error of k NN Attention as a function of k for different values of B . As k grows, the error becomes negligible. In some cases, \sqrt{n} is too big a threshold.

3.1.2 Runtime analysis

For each $j \in [d]$ we take $N = O(\varepsilon^{-2} \log n)$ samples. We can take one sample in $O(nd)$ time. In addition, we must pre-calculate the sums $\langle x_j, 1^n \rangle + nM_j = nM_j + \sum_{k=1}^n D_{kj}^O$ for all $j \in [d]$, which takes $O(nd)$ time. As a result, we arrive at the following theorem:

Theorem 10. *Given Q, K, V and D^O , Algorithm 4 calculates $\partial\phi/\partial V_{ij} = D_{ij}^V$ for all $(i, j) \in [n] \times [d]$ within an additive approximation error of*

$$e_V = \varepsilon \cdot \langle D_{:,j}^O, 1^n \rangle + 2n\varepsilon M_j, \text{ where } M_j := - \min_{i \in [n], D_{ij}^O \leq 0} D_{ij}^O \quad (31)$$

with probability at least $1 - \frac{1}{n}$. The time complexity is $O(nd^2\varepsilon^{-2} \log n)$.

Remark 11. *Note that Algorithm 4 does not materialize the P matrix. Instead it accesses its elements by using Q and K in $O(d)$ time per element.*

4 Experimental Results

In this section we present our experimental results. Through them we can interpret our theoretical framework better and solidify our understanding of it.

4.1 Forward Pass Approximation Quality on Random Inputs

We begin by evaluating the effectiveness of k NN Attention in approximating the attention function. We randomly sample matrices $Q, K, V \in \mathbb{R}^{n \times d}$ from a uniform distribution over $[-B, B]^{n \times d}$ and assess the approximation quality on these inputs. Our focus is on the “classic” k NN Attention estimator (Theorem 8) with $\lambda = 1$, as used in implementations like [BANG24] and [WRHS22]. We vary k to study how the error decreases as k increases and compare the efficiency to the naive $O(n^2)$ attention, expecting notable performance gains. This experiment is implemented in PyTorch, running on a MacBook Air with an M3 CPU and 8GB of RAM.

Efficiency of k NN Attention Our experiments confirm k NN Attention’s superior speed, demonstrating sub-quadratic scaling. With a batch size of 1 and $H = 10$ attention heads, it handles self-attention for $n = 10^6$, while the naive method runs out of memory beyond $n \geq 20000$. Increasing k further leads to memory errors for $n \geq 50000$, highlighting k NN Attention’s memory efficiency. Detailed results are in Figure 3(a).

Role of k in the Approximation Error We investigate the impact of k on the approximation error, predicting that error increases as k decreases. The experiment confirms this, showing that for $k \geq n^{1/8}$, the error is minimal. Our theory suggests a threshold closer to \sqrt{n} which indicates that the optimal k may vary by dataset. The results appear in Figure 3(b). Interestingly, the error is more pronounced for small values of both B and k , potentially due to the limited approximation power when k is small. For larger k , this difference becomes negligible.

4.2 Backward Pass Approximation Quality

Next, we evaluate the quality of our algorithms for attention gradient estimation. We sample Q, K, V from a normal distribution, as this strategy aligns with typical neural network weight initialization strategies, and approximate D^Q and D^V using randomized techniques. Our goal is to assess the error introduced by the approximation and whether this error causes gradient descent to converge far from the minimum.

We set the sequence length $N = 100$ and the embedding dimension $d = 3$. The learning rate α is varied between 0.05 and 0.5, while the error parameter is fixed at $\varepsilon = 0.05$ and the confidence parameter at $\delta = 0.1$. We experiment with both convex (Mean Square Error) and non-convex (Cross Entropy) loss functions to examine how approximate gradient descent behaves, using PyTorch’s autograd to compute the exact attention gradients. As shown in Figure 3, our approximation closely matches the expected results in the convex case but deviates from the optimal convergence in the non-convex case. A more detailed investigation of the impact of gradient approximations in large language model (LLM) training is left for future work.

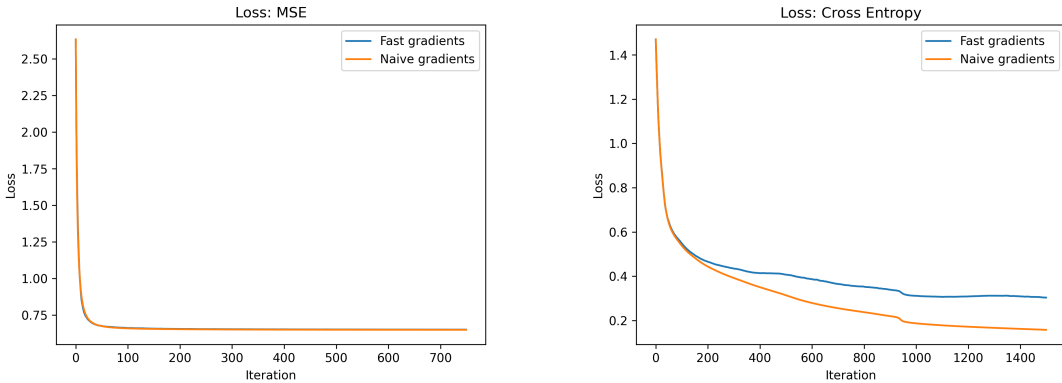


Figure 3: Gradient Descent with Approximate Gradients against different loss functions ϕ . Even with approximate gradients, gradient descent still makes adequate progress towards convergence.

4.3 Experiments on LLMs

Finally, we experiment with incorporating k NN attention into LLMs to study its impact on training and inference. While previous work has explored k NN indices for efficient fine-tuning and training [BANG24, WRHS22], our goal is to understand how Transformer LLMs respond to attention function approximation, linking it to our theory and providing practical guidelines. The architecture and training methods are adapted from *nanoGPT* [Kar22], and our experiments are conducted on an NVIDIA L40 GPU with 48GB of memory.

Our first experiment trains a mini character-level Transformer on a small Shakespeare dataset, replacing attention with k NN attention. We compare training and validation perplexity to the exact method. Results in Figure 4 show that k NN Attention maintains a small perplexity gap. However, as overfitting occurs, the perplexity difference widens, possibly due to increasing maximum approximation error. Future work could explore the impact of larger k values on perplexity.

We also experiment with fine-tuning a large pre-trained LLM using k NN attention, in the hopes that the approximation will not severely degrade the model’s quality. We manage to fine-tune GPT-2 XL³ on a Shakespeare dataset - a task typically infeasible on a single L40 GPU due to memory constraints with quadratic attention. Examples from prompting this model can be found in Appendix H.

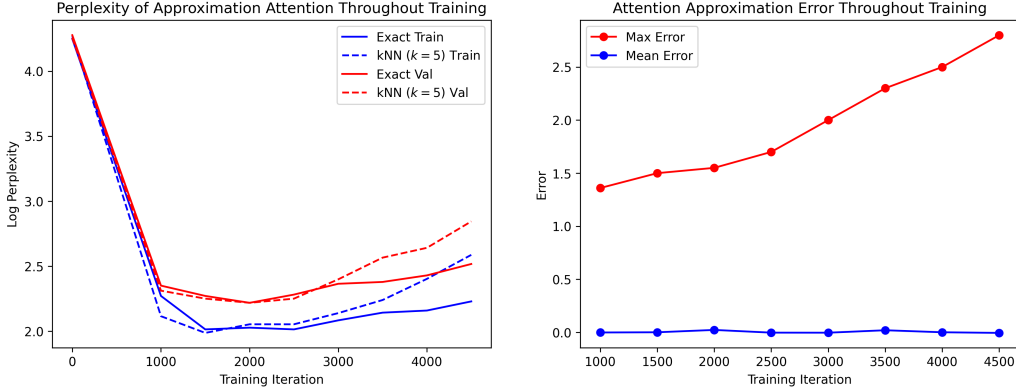


Figure 4: The perplexity and approximation error of k NN Attention throughout training

5 Conclusion

In this work, we developed a theoretical framework for leveraging k NN techniques to design efficient and effective Transformer architectures. We extended this framework by introducing Markov Chain-based methods to propose novel algorithms for efficient self-attention gradient computation. Empirical validation on both synthetic inputs and real-world datasets demonstrated that k NN approximations closely match the original performance in LLM training, while significantly reducing computational costs during both training and inference.

Moreover, our research opens several avenues for future exploration. Key questions include the effectiveness of training with approximate gradients compared to exact ones, particularly when error distributions are tightly concentrated but unknown. Another open question is about explaining the practical observation that the optimal k value is often significantly smaller than the predicted \sqrt{n} .

In conclusion, by applying sublinear algorithm techniques, our work provides a solid foundation for making Transformers more scalable and efficient while identifying critical areas for further research in LLM approximation.

Reproducibility Statement

To aid in the reproduction of our experiments, we include our code in the repository at https://github.com/sansui-123/knn_attention. For our theoretical contributions, full proofs of our claims and analyses of our algorithms can be found in the Appendix.

Acknowledgements

We thank Andrea Lincoln, Thien Nguyen, and Krzysztof Onak for valuable discussions at the early stages of this project. We are also grateful to Brian Kulis and Esty Kelman for their invaluable feedback on the manuscript and to Nikos Georgoudios for his assistance with the MGF proof of Lemma 6.

³1.61B parameters, see [RWC+19]

References

- [AIL⁺15] Alexandr Andoni, Piotr Indyk, Thijs Laarhoven, Ilya Razenshteyn, and Ludwig Schmidt. Practical and optimal lsh for angular distance. *Advances in neural information processing systems*, 28, 2015.
- [AINR14] Alexandr Andoni, Piotr Indyk, Huy L Nguyen, and Ilya Razenshteyn. Beyond locality-sensitive hashing. In *Proceedings of the twenty-fifth annual ACM-SIAM symposium on Discrete algorithms*, pages 1018–1028. SIAM, 2014.
- [AS24a] Josh Alman and Zhao Song. Fast attention requires bounded entries. *Advances in Neural Information Processing Systems*, 36, 2024.
- [AS24b] Josh Alman and Zhao Song. The fine-grained complexity of gradient computation for training large language models. *arXiv preprint arXiv:2402.04497*, 2024.
- [AW20] Nur Ahmed and Muntasir Wahed. The de-democratization of ai: Deep learning and the compute divide in artificial intelligence research. *arXiv preprint arXiv:2010.15581*, 2020.
- [BANG24] Amanda Bertsch, Uri Alon, Graham Neubig, and Matthew Gormley. Unlimiformer: Long-range transformers with unlimited length input. *Advances in Neural Information Processing Systems*, 36, 2024.
- [BPC20] Iz Beltagy, Matthew E Peters, and Arman Cohan. Longformer: The long-document transformer. *arXiv preprint arXiv:2004.05150*, 2020.
- [CGRS19] Rewon Child, Scott Gray, Alec Radford, and Ilya Sutskever. Generating long sequences with sparse transformers. *arXiv preprint arXiv:1904.10509*, 2019.
- [Cha20] Amit Chakrabarti. Data stream algorithms lecture notes, 2020.
- [CLD⁺20] Krzysztof Choromanski, Valerii Likhoshesterov, David Dohan, Xingyou Song, Andreea Gane, Tamas Sarlos, Peter Hawkins, Jared Davis, Afroz Mohiuddin, Lukasz Kaiser, et al. Rethinking attention with performers. *arXiv preprint arXiv:2009.14794*, 2020.
- [CNM19] Gonalo M Correia, Vlad Niculae, and Andr  FT Martins. Adaptively sparse transformers. *arXiv preprint arXiv:1909.00015*, 2019.
- [CS21] Rajan Chattamvelli and Ramalingam Shanmugam. Gumbel distribution. In *Continuous Distributions in Engineering and the Applied Sciences–Part II*, pages 263–271. Springer, 2021.
- [DBK⁺20] Alexey Dosovitskiy, Lucas Beyer, Alexander Kolesnikov, Dirk Weissenborn, Xiaohua Zhai, Thomas Unterthiner, Mostafa Dehghani, Matthias Minderer, Georg Heigold, Sylvain Gelly, et al. An image is worth 16x16 words: Transformers for image recognition at scale. *arXiv preprint arXiv:2010.11929*, 2020.
- [DFE⁺22] Tri Dao, Dan Fu, Stefano Ermon, Atri Rudra, and Christopher R . Flashattention: Fast and memory-efficient exact attention with io-awareness. *Advances in Neural Information Processing Systems*, 35:16344–16359, 2022.
- [FCA23] Quentin Fournier, Ga tan Marceau Caron, and Daniel Aloi . A practical survey on faster and lighter transformers. *ACM Computing Surveys*, 55(14s):1–40, 2023.
- [GDG⁺21] Ankit Gupta, Guy Dar, Shaya Goodman, David Ciprut, and Jonathan Berant. Memory-efficient transformers via top-*k* attention. *arXiv preprint arXiv:2106.06899*, 2021.
- [GIM⁺99] Aristides Gionis, Piotr Indyk, Rajeev Motwani, et al. Similarity search in high dimensions via hashing. In *Vldb*, volume 99, pages 518–529, 1999.
- [GQL⁺19] Qipeng Guo, Xipeng Qiu, Pengfei Liu, Yunfan Shao, Xiangyang Xue, and Zheng Zhang. Star-transformer. *arXiv preprint arXiv:1902.09113*, 2019.

- [HJK⁺23] Insu Han, Rajesh Jayaram, Amin Karbasi, Vahab Mirrokni, David P Woodruff, and Amir Zandieh. Hyperattention: Long-context attention in near-linear time. *arXiv preprint arXiv:2310.05869*, 2023.
- [HKPVS22] Iris AM Huijben, Wouter Kool, Max B Paulus, and Ruud JG Van Sloun. A review of the gumbel-max trick and its extensions for discrete stochasticity in machine learning. *IEEE transactions on pattern analysis and machine intelligence*, 45(2):1353–1371, 2022.
- [Kar22] Andrej Karpathy. NanoGPT. <https://github.com/karpathy/nanoGPT>, 2022.
- [KKL20] Nikita Kitaev, Lukasz Kaiser, and Anselm Levskaya. Reformer: The efficient transformer. *arXiv preprint arXiv:2001.04451*, 2020.
- [KRA⁺21] Wojciech Kryściński, Nazneen Rajani, Divyansh Agarwal, Caiming Xiong, and Dragomir Radev. Booksum: A collection of datasets for long-form narrative summarization. *arXiv preprint arXiv:2105.08209*, 2021.
- [KVPP20] Angelos Katharopoulos, Apoorv Vyas, Nikolaos Pappas, and François Fleuret. Transformers are rnns: Fast autoregressive transformers with linear attention. In *International conference on machine learning*, pages 5156–5165. PMLR, 2020.
- [KWH23] Feyza Duman Keles, Pruthuvi Mahesakya Wijewardena, and Chinmay Hegde. On the computational complexity of self-attention. In *International Conference on Algorithmic Learning Theory*, pages 597–619. PMLR, 2023.
- [LJX⁺19] Shiyang Li, Xiaoyong Jin, Yao Xuan, Xiyu Zhou, Wenhui Chen, Yu-Xiang Wang, and Xifeng Yan. Enhancing the locality and breaking the memory bottleneck of transformer on time series forecasting. *Advances in neural information processing systems*, 32, 2019.
- [MLAC21] Clara Meister, Stefan Lazov, Isabelle Augenstein, and Ryan Cotterell. Is sparse attention more interpretable? *arXiv preprint arXiv:2106.01087*, 2021.
- [MLE17] Stephen Mussmann, Daniel Levy, and Stefano Ermon. Fast amortized inference and learning in log-linear models with randomly perturbed nearest neighbor search. *arXiv preprint arXiv:1707.03372*, 2017.
- [NS15] Behnam Neyshabur and Nathan Srebro. On symmetric and asymmetric lshs for inner product search. In *International Conference on Machine Learning*, pages 1926–1934. PMLR, 2015.
- [PPJF24] Matteo Pagliardini, Daniele Paliotta, Martin Jaggi, and François Fleuret. Fast attention over long sequences with dynamic sparse flash attention. *Advances in Neural Information Processing Systems*, 36, 2024.
- [QML⁺19] Jiezhong Qiu, Hao Ma, Omer Levy, Scott Wen-tau Yih, Sinong Wang, and Jie Tang. Blockwise self-attention for long document understanding. *arXiv preprint arXiv:1911.02972*, 2019.
- [RSVG21] Aurko Roy, Mohammad Saffar, Ashish Vaswani, and David Grangier. Efficient content-based sparse attention with routing transformers. *Transactions of the Association for Computational Linguistics*, 9:53–68, 2021.
- [RWC⁺19] Alec Radford, Jeffrey Wu, Rewon Child, David Luan, Dario Amodei, Ilya Sutskever, et al. Language models are unsupervised multitask learners. *OpenAI blog*, 1(8):9, 2019.
- [SL14] Anshumali Shrivastava and Ping Li. Asymmetric lsh (alsh) for sublinear time maximum inner product search (mips). *Advances in neural information processing systems*, 27, 2014.
- [SM20] Luca Soldaini and Alessandro Moschitti. The cascade transformer: an application for efficient answer sentence selection. *arXiv preprint arXiv:2005.02534*, 2020.

- [SY24] Barna Saha and Christopher Ye. The i/o complexity of attention, or how optimal is flash attention? *arXiv preprint arXiv:2402.07443*, 2024.
- [TBM⁺21] Yi Tay, Dara Bahri, Donald Metzler, Da-Cheng Juan, Zhe Zhao, and Che Zheng. Synthesizer: Rethinking self-attention for transformer models. In *International conference on machine learning*, pages 10183–10192. PMLR, 2021.
- [TDA⁺20] Yi Tay, Mostafa Dehghani, Samira Abnar, Yikang Shen, Dara Bahri, Philip Pham, Jinfeng Rao, Liu Yang, Sebastian Ruder, and Donald Metzler. Long range arena: A benchmark for efficient transformers. *arXiv preprint arXiv:2011.04006*, 2020.
- [Vas17] Ashish Vaswani. Attention is all you need. *arXiv preprint arXiv:1706.03762*, 2017.
- [WLK⁺20] Sinong Wang, Belinda Z Li, Madian Khabsa, Han Fang, and Hao Ma. Linformer: Self-attention with linear complexity. *arXiv preprint arXiv:2006.04768*, 2020.
- [WRHS22] Yuhuai Wu, Markus N Rabe, DeLesley Hutchins, and Christian Szegedy. Memorizing transformers. *arXiv preprint arXiv:2203.08913*, 2022.
- [WWW⁺22] Pichao Wang, Xue Wang, Fan Wang, Ming Lin, Shuning Chang, Hao Li, and Rong Jin. Kvt: k-nn attention for boosting vision transformers. In *European conference on computer vision*, pages 285–302. Springer, 2022.
- [WZZ⁺22] Qingsong Wen, Tian Zhou, Chaoli Zhang, Weiqi Chen, Ziqing Ma, Junchi Yan, and Liang Sun. Transformers in time series: A survey. *arXiv preprint arXiv:2202.07125*, 2022.
- [XZC⁺21] Yunyang Xiong, Zhanpeng Zeng, Rudransh Chakraborty, Mingxing Tan, Glenn Fung, Yin Li, and Vikas Singh. Nyströmformer: A nyström-based algorithm for approximating self-attention. In *Proceedings of the AAAI Conference on Artificial Intelligence*, volume 35, pages 14138–14148, 2021.
- [ZCZX23] Ailing Zeng, Muxi Chen, Lei Zhang, and Qiang Xu. Are transformers effective for time series forecasting? In *Proceedings of the AAAI conference on artificial intelligence*, volume 37, pages 11121–11128, 2023.
- [ZHDK23] Amir Zandieh, Insu Han, Majid Daliri, and Amin Karbasi. Kdeformer: Accelerating transformers via kernel density estimation. In *International Conference on Machine Learning*, pages 40605–40623. PMLR, 2023.
- [ZZP⁺21] Haoyi Zhou, Shanghang Zhang, Jieqi Peng, Shuai Zhang, Jianxin Li, Hui Xiong, and Wancai Zhang. Informer: Beyond efficient transformer for long sequence time-series forecasting. In *Proceedings of the AAAI conference on artificial intelligence*, volume 35, pages 11106–11115, 2021.

Appendix

In the following sections we deposit theoretical results, proofs and algorithms that are missing from the main paper, either due to space constraints or for the sake of clarity.

A Preliminaries

A.1 Self-Attention and Approximation

We start by defining self-attention and some of its variants.

Definition 12 (Self-Attention). Let $Q, K, V \in \mathbb{R}^{n \times d}$. We can think of these matrices as a collection of n d -dimensional query, key and value vectors respectively. We define the **self-attention** function as follows:

$$O(Q, K, V) = D^{-1}AV \quad (32)$$

where $A = \exp(QK^T) \in \mathbb{R}^{n \times n}$ is the **attention matrix** and $D = \text{diag}(A1^n)$. D effectively implements taking a row-wise softmax of the entries of QK^T . Many modern implementations of attention consider **causal attention**, in which we mask away the upper-triangular entries of A .

Remark 13 (Normalization by \sqrt{d}). In most implementations we divide QK^T by \sqrt{d} [Vas17] because it reduces the variance of each element of A had Q, K, T been selected from a uniform distribution. We will omit this technicality because it does not affect our algorithmic techniques. For the rest of this paper we will assume that $d^{-1/2}$ has been pre-normalized into K .

Remark 14 (Dropout). Many attention implementations also use **dropout**. Every entry of A will be masked to 0 with probability p , where p is set to a small constant, like 0.1.

Definition 15 ((ε, δ) -estimators). Let X be a statistic and \hat{X} be an estimator we have for it. \hat{X} is an (ε, δ) -**additive estimator** if with probability at least $1 - \delta$ it holds that

$$|X - \hat{X}| \leq \varepsilon$$

Respectively, we call the estimator **multiplicative** if

$$|X - \hat{X}| \leq \varepsilon X$$

We will often make use of the following boosting lemma from the theory of randomized algorithms:

Lemma 16 (Median-Of-Means Amplification Technique, [Cha20]). If \hat{Q} is an unbiased estimator of some statistic, then one can obtain an (ε, δ) -multiplicative estimate of that statistic by suitably combining

$$K := \frac{C}{\varepsilon^2} \ln \frac{2}{\delta} \frac{\text{Var}[\hat{Q}]}{\mathbb{E}[\hat{Q}]^2}$$

independent samples of \hat{Q} , where C is a universal constant.

A.2 Gumbel Noise

The **Gumbel Distribution** will be useful for sampling from softmax distributions. We define it below:

Definition 17 (Gumbel Distribution). The Gumbel distribution with mean μ and parameter β has the following probability density function:

$$\text{Gumbel}(\mu, \beta)(x) = \frac{1}{\beta} e^{-e^{-(x-\mu)/\beta}} \quad (33)$$

We will make use of the following properties of the Gumbel Distribution:

Lemma 18 (Gumbel Distribution Properties, [CS21]). The following are true:

- The mean of a Gumbel distribution is $\mu + \beta\gamma^4$
- The moment generating function (MGF) of the $\text{Gumbel}(\mu, \beta)$ distribution is:

$$M(t) = \Gamma(1 - \beta t) e^{\mu t} \quad (34)$$

where Γ is the Gamma function.

⁴ $\gamma \approx 0.577$ is the Euler-Mascheroni constant.

- We can easily sample a Gumbel random variable of mean μ and parameter β by using the uniform distribution:

$$X = \mu - \beta \ln(-\ln(U)), \quad \text{where } U \sim \text{unif}([0, 1]) \quad (35)$$

- Let M_1, \dots, M_n be (μ, β) independent Gumbel random variables. Then,

$$M := \max_{i \in [n]} M_i$$

is a $(\mu + \beta \ln n, \beta)$ Gumbel random variable.

Next, we present the well-known **Gumbel Max Trick**, an alternative way to sample from a softmax distribution:

Lemma 19 (Gumbel-Max-Trick, [HKPVS22]). *Let x_1, \dots, x_n be real numbers and consider the softmax categorical distribution p where*

$$p_i = \frac{\exp(x_i)}{\sum_{k=1}^n \exp(x_k)}$$

Consider sampling n Gumbel random variables $G_1, \dots, G_n \sim \text{Gumbel}(0, 1)$ and let

$$\hat{i} \in \arg \max_{i \in [n]} \{x_i + G_i\}$$

Then \hat{i} is distributed according to p .

A.3 Locality Sensitive Hashing

In our theoretical exposition we will make extensive use of schemes for *approximate nearest neighbor search*. A very successful such suite of algorithms with a long history [AINR14, AIL⁺15] of provable theoretical guarantees is Locality Sensitive Hashing (LSH):

Theorem 20 (Existence of LSH, [GIM⁺99, MLE17]). *Let $V \subseteq U$ be a set of size n with a similarity measure $\text{Sim}(\cdot, \cdot)$. Consider a hash family H such that for scalars $S_1 > S_2$ and $p_1 > p_2$:*

- *For any $x, y \in V$ where $\text{Sim}(x, y) \geq S_1$, $\Pr_{h \in H}[h(x) = h(y)] \geq p_1$*
- *For any $x, y \in V$ where $\text{Sim}(x, y) \leq S_2$, $\Pr_{h \in H}[h(x) = h(y)] \leq p_2$*

This is called an (S_1, S_2, p_1, p_2) -Locality Sensitive Hash Family. Given such a family, one can construct a data structure which, given any query $q \in U$, does the following with high probability: if there exists some point $v \in V$ with $\text{Sim}(v, q) \geq S_1$, it returns a point $v' \in V$ with $\text{Sim}(v', q) \geq S_2$. If no point $v \in V$ exists with $\text{Sim}(v, q) \geq S_2$, it returns a negative answer \perp . Further, this can be done with $\tilde{O}(n^\rho)$ query time and $\tilde{O}(n^{1+\rho})$ space where $\rho = \log p_1 / \log p_2 < 1$.

LSH also finds numerous applications in solving the Maximum Inner Product Search Problem (MIPS) as shown in (author?) [NS15], (author?) [SL14], and others.

A.4 Random Walks and some concentration bounds

For our back-propagation algorithms we will make use of some elementary tools from the theory of Random Walks.

Definition 21 (Random Walks). *Consider a state space $V = [n]$ and a weighted complete graph on V with weights w in $[0, 1]$ such that for all $u \in V$*

$$\sum_{v \in V} w_{uv} = 1$$

*This graph represents a **random walk** with transition matrix $P \in [0, 1]^{n \times n}$, where $P_{ij} = w_{ij}$. P is a stochastic matrix because its rows sum to 1. In a random walk, we start at some vertex and choose a neighbor to jump to according to the probability distribution in P . The choice at each vertex conditioned on the previous transitions only depends on the vertex itself. This is known as the Markov Property.*

A first elementary observation is that if we start with a distribution p over V and we do a single step in the random walk, we can obtain the resulting distribution by multiplying the original distribution with P^T :

Lemma 22 (Single Step Random Walk Transition). *Consider a distribution $p \in \Delta(n)$ ⁵ over V . Then, the quantity $P^T \cdot p$ gives the distribution over V after one step of the random walk.*

Proof. Let q be the distribution after one step. Let $v \in V$. We have by law of total probability that:

$$q(v) = \sum_{u \in V} p(u) \cdot w_{uv} = (P^T p)_v$$

□

Finally, we state a well-known concentration result about independent random variables:

Lemma 23 (Hoeffding Bound). *Let X_1, \dots, X_n be independent random variables where $a_i \leq X_i \leq b_i$ almost surely. Let $S_n := X_1 + \dots + X_n$. We have that:*

$$\Pr[|S_n - \mathbb{E}[S_n]| \geq t] \leq 2 \exp \left(- \frac{2t^2}{\sum_{i=1}^n (b_i - a_i)^2} \right)$$

B Proof of Lemma 6

We prove Lemma 6. Our proof deviates from the proof of (author?) [MLE17] in that it uses a MGF-based argument, which we believe is cleaner.

Lemma 24 (Reminder). *In the context of Algorithm 1, we have that:*

$$\mathbb{E}[m] \leq \frac{n}{k} \tag{36}$$

Proof. By Lemma 18, we can generate $\text{Gumbel}(0, 1)$ random variables as follows: Let U_j be uniform in $[0, 1]$. Then:

$$G_{ij} = -\ln(-\ln(U_j)) \tag{37}$$

is distributed according to $\text{Gumbel}(0, 1)$. We want $G_{ij} > B$, which implies that:

$$-\ln(-\ln(U_j)) > B \iff U_j > \exp(-\exp(-B)) \tag{38}$$

So the number of points for which the Gumbel noise exceeds B is distributed according to the Binomial distribution with parameters $n - k$ and $1 - \exp(-\exp(-B))$. If we condition on $M := \max_{j \in S_i} \{q_i^T k_j + G_{ij}\}$, we have that:

$$\mathbb{E}[m \mid M] = (n - k)(1 - \exp(-\exp(-B))) \tag{39}$$

$$\leq n \exp(-B) \tag{40}$$

where the last inequality follows by $e^{-x} \geq 1 - x$:

$$1 - \exp(-\exp(-B)) \leq 1 - (1 - \exp(-B)) = \exp(-B)$$

Now we can bound $\mathbb{E}[n \exp(-B)]$ by using the MGF of the Gumbel distribution (see Lemma 18). Let $M' := \max_{j \in S_i} G_{ij}$. Recall by Lemma 18 that M' is a Gumbel random variable with $\mu_{M'} = \log k$ and $\beta_{M'} = 1$. Let $f_{M'}(t) = \mathbb{E}[e^{tM'}]$ be its moment generating function. We know that:

$$f_{M'}(t) = \Gamma(1 - t) \cdot e^{(\log k)t} = \Gamma(1 - t) \cdot k^t \tag{41}$$

⁵ $\Delta(n) := \{x \in \mathbb{R}^n \mid x \geq 0, \|x\|_1 = 1\}$ is the probability simplex over $[n]$.

This allows us to write:

$$\mathbb{E}[n \exp(-B)] = n \cdot \mathbb{E}[\exp(-B)] \quad (42)$$

$$= n \cdot \mathbb{E}[\exp(S_{\min} - M)] \quad (43)$$

$$= n \cdot \mathbb{E}[\exp(S_{\min} - \max_{j \in S_i} \{Z_{ij} + G_{ij}\})] \quad (44)$$

$$\leq n \cdot \mathbb{E}[\exp(S_{\min} - \min_{j \in S_i} Z_{ij} - M')] \quad (45)$$

$$= n \cdot \mathbb{E}[\exp(-M')] \quad (46)$$

$$= n \cdot f_{M'}(-1) \quad (47)$$

$$= \frac{n}{k} \quad (48)$$

where inequality 45 follows because

$$\max_{j \in S_i} \{Z_{ij} + G_{ij}\} \geq \min_{j \in S_i} \{Z_{ij}\} + \max_{j \in S_i} G_{ij} = S_{\min} + M'$$

For a quick proof of this statement, let $\hat{j} := \arg \min_{j \in S_i} Z_{ij}$ and $\tilde{j} := \arg \max_{j \in S_i} G_{ij}$. Also let $j^* := \arg \max_{j \in S_i} \{Z_{ij} + G_{ij}\}$. Then we have:

$$\max_{j \in S_i} \{Z_{ij} + G_{ij}\} = Z_{ij^*} + G_{ij^*} \quad (49)$$

$$\geq Z_{\tilde{j}} + G_{\tilde{j}} \quad (50)$$

$$\geq Z_{\hat{j}} + G_{\tilde{j}} \quad (51)$$

$$= S_{\min} + M' \quad (52)$$

Finally 48 follows because $\Gamma(2) = 2! = 1$. Now, via law of total expectation we finally get:

$$\mathbb{E}[m] = \mathbb{E}_M [\mathbb{E}[m \mid M]] \leq \mathbb{E}_M \left[\frac{n}{k} \right] = \frac{n}{k} \quad (53)$$

□

C k NN Attention via Concentric LSH

In the main paper, we abstracted away the specific k NN method used to obtain the top- k key vectors k_j for every query vector q_i . In this section we cover a method for solving the k -MIPS problem in sub-linear time per query that has sound theoretical guarantees. In the context of Algorithm 2, this method could substitute the k NN index H .

This approach in question was proposed by [MLE17] and it uses a concentric LSH construction to get an approximation to this problem. First, let us define the approximate version of the k -MIPS problem, as is proposed in [MLE17]:

Definition 25 (Approximate k -MIPS). *We say that a set S_i is an approximate top- k inner product solution if $|S_i| = k$ and there exists a constant c such that:*

$$\max_{j \notin S_i} q_i^T k_j - \min_{j \in S_i} q_i^T k_j < c \quad (54)$$

If we are able to generate an approximate solution S_i instead of an exact one, we have to lower our threshold B to $M - S_{\min} - c$ in Algorithm 1, which in turns implies that $E[m] \leq \sqrt{n} \cdot e^c$. This remains sublinear in n because c is a constant.

The solution to the approximate version of the problem is constructed using LSH. Specifically, we build a sequence of $O(\text{polylog}(n, d))$ LSH data structures, each with concentric approximation radii, and hash all the key vectors $k_j \in \mathbb{R}^d$ into them. For each query vector q_i , we hash it across all these data structures and identify the first pair of consecutive LSH structures, D_i and D_{i+1} , where D_{i+1} contains more than \sqrt{n} points in the buckets corresponding to q_i , while D_i contains fewer than \sqrt{n} points. For further details, see [MLE17]. The following theorem ultimately holds:

Theorem 26 ([MLE17]). *Let $0 < \rho < 1$ be a constant. There exists an algorithm for solving the approximate version of k -MIPS on any single query q with probability at least $1 - 1/n^2$ by using an explicit concentric LSH construction. The algorithm takes $O(dn^{1+\rho} \cdot \text{polylog}(n, d))$ pre-processing time/space, and $O(\sqrt{n} + n^\rho \cdot \text{polylog}(n, d))$ time/space per query.*

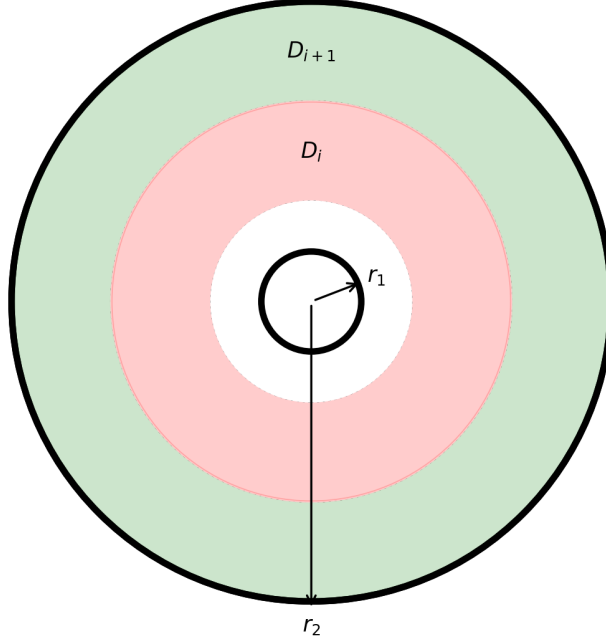


Figure 5: An illustration of the concentric LSH construction of [MLE17]. In the D_{i+1} band we find at least \sqrt{n} points and in the D_i band we find fewer than \sqrt{n} points.

Remark 27 (The role of ρ). *The choice of $\rho < 1$ allows us to compute S_i in sublinear time for each $i \in [n]$. The value of ρ is determined by the radii gaps in the concentric construction. Our algorithm for computing S_i is sublinear in n because $\rho < 1$. Depending on the particular input dataset, we could have $\rho \leq 1/2$, which case $f(n, \sqrt{n}) = \tilde{O}(\sqrt{n})$ in the context of Theorem 6.*

C.1 A complete algorithm based on solving k -MIPS

We now have a complete algorithm to estimate self-attention with provable guarantees that is based on the solving k -MIPS problem for every query vector q_i . If we combine the boosted estimator approach of Theorem 4 with the Lazy Gumbel Sampling Technique of Algorithm 1 and the k -MIPS LSH technique of Theorem 26, we arrive at the following theorem. We give pseudocode for the resulting algorithm, as Algorithm 5:

Theorem 28. *Let $\varepsilon > 0$ and $\delta > 0$ be small positive constants. There exists an algorithm that can estimate Self-Attention in the same way as Theorem 4 and fail with probability at most $\delta + 1/n$. The algorithm's time complexity is shown in the table below, where $\rho \in (0, 1)$ is a fixed constant.*

| | Pre-Processing | Main Computation |
|------------|--------------------------|--|
| Complexity | $\tilde{O}(dn^{1+\rho})$ | $\tilde{O}(n^{1+\max\{1/2, \rho\}} \cdot d \cdot \varepsilon^{-2} \log(1/\delta))$ |

Algorithm 5 Approximating Self-Attention using concentric LSH k -MIPS solver

```

1: Inputs:  $Q, K, V \in \mathbb{R}^{n \times d}$ , error parameter  $\varepsilon > 0$ , confidence parameter  $\delta > 0$ 
2:  $H \leftarrow$  Create Concentric LSH data structures for solving  $k$ -MIPS, as in [MLE17]
3: Let  $\widehat{O} \in \mathbb{R}^{n \times d}$  be our output.
4: for  $i \in [n]$  do
5:    $S_i \leftarrow$  Query  $H$  for the  $\sqrt{n}$  indices  $j \in [n]$  with the approximate largest values of  $q_i^T k_j$ 
6:   for  $j \in [d]$  do
7:      $\widehat{O}_{ij} \leftarrow$  Median-Of-Means with Algorithm 1 as sampler  $\leftarrow (\sqrt{n}, q_i, K, S_i)$ .
8: return  $\widehat{O}$ 

```

Proof. Let $k = \sqrt{n}$. Suppose we construct the concentric LSH data structure according to Theorem 26. This takes $\widetilde{O}(dn^{1+\rho})$ time. Let us condition on the event that for all queries q_i the data structure provides a correct approximate answer S_i to the k -MIPS problem. This happens with probability at least $1 - 1/n$ by union bound over all n queries. Now we use our sets S_i in Algorithm 1 to sample from D_i . Since retrieving S_i takes $f(n, k) = O(\sqrt{n} + n^\rho \cdot \text{polylog}(n))$ time and space, Theorem 7 dictates that sampling from D_i also takes $\widetilde{O}(n^{\max\{1/2, \rho\}})$ time and space. Thus, in the context of Theorem 4 we have that $T = \widetilde{O}(n^{\max\{1/2, \rho\}})$. Substituting back gives us the desired runtime and failure probability guarantees. \square

D Derivation of the Self-Attention Gradients

Suppose we have a scalar function ϕ that represents the loss when training our neural network after computing the output O : $\ell = \phi(O)$. Suppose that we have calculated $\frac{\partial \phi}{\partial O_{ij}}$ for all $i \in [n], j \in [d]$ and stored it in a matrix $D^O \in \mathbb{R}^{n \times d}$. Now we will calculate the remaining derivatives by using the chain rule. A similar calculation is also done in the Appendix of [DFE+22].

Calculating $\frac{\partial \phi}{\partial V_{ij}}$ All these calculations just use the chain rule. One can simply draw a tree of dependencies and use it to perform the derivation. ϕ depends on O_{ij} and O_{ij} depends on all V_{rj} , so:

$$\frac{\partial \phi}{\partial V_{ij}} = \sum_{r=1}^n \frac{\partial \phi}{\partial O_{rj}} \cdot \frac{\partial O_{rj}}{\partial V_{ij}} = \sum_{r=1}^n D_{rj}^O \frac{\partial O_{rj}}{\partial V_{ij}}$$

Now, we calculate that:

$$\frac{\partial O_{rj}}{\partial V_{ij}} = \frac{\partial}{\partial V_{ij}} \sum_{k=1}^n P_{rk} V_{kj} = P_{ri}$$

so that gives:

$$\frac{\partial \phi}{\partial V_{ij}} = \sum_{r=1}^n D_{rj}^O P_{ri} = \sum_{r=1}^n P_{ir}^T D_{rj}^O \quad (55)$$

Thus, we can write the result succinctly:

$$D^V = P^T \cdot D^O \quad (56)$$

Calculating $\frac{\partial \phi}{\partial Q_{ij}}$ To do this, we will first calculate $\frac{\partial \phi}{\partial P_{ij}}$ and $\frac{\partial \phi}{\partial S_{ij}}$, where $S = QK^T$.

- First, each O_{ij} depends on all P_{ik} , so the chain rule gives:

$$\frac{\partial \phi}{\partial P_{ij}} = \sum_{k=1}^d \frac{\partial \phi}{\partial O_{ik}} \cdot \frac{\partial O_{ik}}{\partial P_{ij}} = \sum_{k=1}^d D_{ik}^O \frac{\partial O_{ik}}{\partial P_{ij}}$$

We can calculate that:

$$\frac{\partial O_{ik}}{\partial P_{ij}} = V_{jk}$$

and so:

$$D_{ij}^P = \frac{\partial \phi}{\partial P_{ij}} = \sum_{k=1}^d D_{ik}^O V_{jk} = \langle D_{i,:}, V_{j,:} \rangle \quad (57)$$

for all $i \in [n], j \in [n]$.

- Now recall that $P_{ij} = \frac{\exp(S_{ij})}{L_i}$, so P_{ij} depends on all S_{ik} for $k = 1, \dots, n$. Thus:

$$\begin{aligned} \frac{\partial \phi}{\partial S_{ij}} &= \sum_{k=1}^n \frac{\partial \phi}{\partial P_{ik}} \cdot \frac{\partial P_{ik}}{\partial S_{ij}} = \sum_{k=1}^n D_{ik}^P \cdot \frac{\partial P_{ik}}{\partial S_{ij}} \\ &= D_{ij}^P \cdot \frac{\partial P_{ij}}{\partial S_{ij}} + \sum_{k=1, k \neq j}^n D_{ik}^P \cdot \frac{\partial P_{ik}}{\partial S_{ij}} \end{aligned}$$

We now calculate separately the two cases by using the quotient rule:

– $k \neq j$:

$$\begin{aligned} \frac{\partial P_{ik}}{\partial S_{ij}} &= \frac{\partial}{\partial S_{ij}} \frac{\exp(S_{ik})}{\sum_{r=1}^n \exp(S_{ir})} = -\exp(S_{ik}) \cdot \frac{\exp(S_{ij})}{\left(\sum_{r=1}^n \exp(S_{ir}) \right)^2} \\ &= -P_{ik} P_{ij} \end{aligned}$$

– $k = j$:

$$\begin{aligned} \frac{\partial P_{ij}}{\partial S_{ij}} &= \frac{\partial}{\partial S_{ij}} \frac{\exp(S_{ij})}{\sum_{r=1}^n \exp(S_{ir})} = \frac{\exp(S_{ij}) \sum_{r=1}^n \exp(S_{ir}) - \exp(S_{ij}) \exp(S_{ij})}{\left(\sum_{r=1}^n \exp(S_{ir}) \right)^2} \\ &= P_{ij} - P_{ij}^2 \end{aligned}$$

Now we can put it all together:

$$\begin{aligned} \frac{\partial \phi}{\partial S_{ij}} &= D_{ij}^P \cdot \frac{\partial P_{ij}}{\partial S_{ij}} + \sum_{k=1, k \neq j}^n D_{ik}^P \cdot \frac{\partial P_{ik}}{\partial S_{ij}} \\ &= D_{ij}^P \cdot (P_{ij} - P_{ij}^2) - \sum_{k=1, k \neq j}^n D_{ik}^P \cdot P_{ik} P_{ij} \\ &= D_{ij}^P \cdot P_{ij} - \sum_{k=1}^n D_{ik}^P \cdot P_{ik} P_{ij} \\ &= P_{ij} (D_{ij}^P - \langle D_{i,:}, P_{i,:} \rangle) \end{aligned}$$

Now finally, for $i \in [n], j \in [d]$, Q_{ij} influences S_{ik} for all $k \in [n]$, so:

$$\frac{\partial \phi}{\partial Q_{ij}} = \sum_{k=1}^n \frac{\partial \phi}{\partial S_{ik}} \frac{\partial S_{ik}}{\partial Q_{ij}} \quad (58)$$

$$= \sum_{k=1}^n P_{ik} (D_{ik}^P - \langle D_{i,:}, P_{i,:} \rangle) K_{kj} \quad (59)$$

Calculating $\frac{\partial \phi}{\partial K_{ij}}$ We know that K_{ij} influences S_{ki} for $k \in [n]$, so:

$$\frac{\partial \phi}{\partial K_{ij}} = \sum_{k=1}^n \frac{\partial \phi}{\partial S_{ki}} \frac{\partial S_{ki}}{\partial K_{ij}} \quad (60)$$

$$= \sum_{k=1}^n P_{ki} (D_{ki}^P - \langle D_{k,:}^P, P_{k,:} \rangle) Q_{kj} \quad (61)$$

E Estimating D^Q

In this section we give an efficient algorithm for estimating D^Q . This algorithm is based on our k NN-Attention framework. Recall that we found that:

$$D_{ij}^Q = \sum_{k=1}^n P_{ik} (D_{ik}^P - \langle D_{i,:}^P, P_{i,:} \rangle) K_{kj}$$

We can write this expression as an expectation with respect to the distribution D_i :

$$\frac{\partial \phi}{\partial Q_{ij}} = \mathbb{E}_{k \sim D_i} [D_{ik}^P K_{kj}] - \mathbb{E}_{k \sim D_i} [K_{kj} \cdot \mathbb{E}_{s \sim D_i} [D_{is}^P]] \quad (62)$$

$$= \underbrace{\mathbb{E}_{k \sim D_i} [D_{ik}^P K_{kj}]}_{E_1} - \underbrace{\mathbb{E}_{k \sim D_i} [K_{kj}]}_{E_2} \cdot \underbrace{\mathbb{E}_{s \sim D_i} [D_{is}^P]}_{E_3} \quad (63)$$

This allows us to use any of our softmax expectation estimators. We choose the Median-Of-Means estimator for the purposes of a clean analysis. We just have to do it three times and ensure that the terms we take expectations over are efficiently computable. Indeed, because

$$D_{ik}^P = \langle D_{i,:}^O, V_{k,:} \rangle, \quad (64)$$

we can compute all three of those expectations in sublinear time! Let $\widehat{E}_1, \widehat{E}_2, \widehat{E}_3$ be the estimates we produce. Then, almost identically to the error analysis we did for the forward pass, we get an (ε, δ) -additive estimate for E_i , where $i \in \{1, 2, 3\}$ ⁶

$$\Pr [|\widehat{E}_1 - E_1| \geq \varepsilon] \leq \frac{\delta}{3} \quad (65)$$

$$\Pr [|\widehat{E}_2 - E_2| \geq \varepsilon] \leq \frac{\delta}{3} \quad (66)$$

$$\Pr [|\widehat{E}_3 - E_3| \geq \varepsilon] \leq \frac{\delta}{3} \quad (67)$$

And so, putting these three together and using the union bound we get that with probability at least $1 - \delta$ it holds that:

$$\left| \widehat{E}_1 - \widehat{E}_2 \cdot \widehat{E}_3 - E_1 + E_2 \cdot E_3 \right| \leq \left| \widehat{E}_1 - E_1 \right| + \left| \widehat{E}_2 \cdot \widehat{E}_3 - E_2 \cdot E_3 \right| \quad (68)$$

$$= \left| \widehat{E}_1 - E_1 \right| + \left| \widehat{E}_2 \cdot \widehat{E}_3 - \widehat{E}_2 \cdot E_3 + \widehat{E}_2 \cdot E_3 - E_2 \cdot E_3 \right| \quad (69)$$

$$\leq \left| \widehat{E}_1 - E_1 \right| + \widehat{E}_2 \left| \widehat{E}_3 - E_3 \right| + E_3 \left| \widehat{E}_2 - E_2 \right| \quad (70)$$

$$\leq \varepsilon + \varepsilon \cdot \widehat{E}_2 + \varepsilon E_3 \quad (71)$$

$$\leq \varepsilon + \varepsilon(E_2 + \varepsilon) + \varepsilon E_3 \quad (72)$$

$$= \varepsilon + \varepsilon^2 + \varepsilon(E_2 + E_3) \quad (73)$$

⁶In Theorem 4 we used a multiplicative approximation. To get the additive approximation guarantee we need $O(\varepsilon^{-2} \log(1/\delta) \cdot \text{Var}[\widehat{O}_{ij}])$ samples, where $\text{Var}[\widehat{O}_{ij}] \leq B^2 = O(\text{polylog}(n))$.

In order to bound the variance of our estimators, we need to assume some bounds on the inputs, analogously to $\|V\|_\infty \leq B = O(\log n)$ from Theorem 4. First, we assume that $\|K\|_\infty \leq B_K = O(\text{polylog}(n))$. Second, we have that $\|D^P\|_\infty \leq dB \cdot \|D^O\|_\infty = O(\text{polylog}(n))$ if $d = O(\log n)$. This also gives that $\|D^P \circ K\|_\infty \leq B_K \cdot \|D^P\|_\infty = O(\text{polylog}(n))$.

These assumptions are reasonable within the context of the hardness results proved for the attention mechanism and the computation of its gradients⁷ [AS24a, AS24b]. Given these assumptions, we can also bound the error more compactly. Starting from Equation 73, we get: $e_Q \leq O(\varepsilon) + \varepsilon(B_K + dB \cdot \|D^O\|_\infty) = O(\varepsilon \cdot \text{polylog}(n))$. As a result, we arrive at the following theorem:

Theorem 29. *Assume that $\|K\|_\infty = O(\text{polylog}(n))$, $d = O(\log n)$ and $\|D^O\|_\infty = O(\text{polylog}(n))$. There exists a sub-quadratic algorithm that takes as input $Q, K, V, D^O \in \mathbb{R}^{n \times d}$ and outputs a matrix $\widehat{D}^Q \in \mathbb{R}^{n \times d}$ such that:*

$$\left\| \widehat{D}^Q - D^Q \right\|_\infty \leq O(\varepsilon \cdot \text{polylog}(n)) \quad (74)$$

This algorithm is shown as Algorithm 6.

Algorithm 6 Estimating D^Q

```

procedure ESTIMATE- $E_1(Q, K, V, D^O, S_i, i, j, \varepsilon, \delta)$ 
   $F \leftarrow \{ \langle D_{i,:}^O, V_{k,:} \rangle \cdot K_{kj} \}_{k=1}^n \in \mathbb{R}^{n \times 1}$   $\triangleright F$  will not be materialized.
   $\widehat{E}_1 \leftarrow$  Median-Of-Means with Lazy Gumbel Sampling  $\leftarrow Q, K, F, S_i, \varepsilon, \delta$ 
  return  $\widehat{E}_1$ 

procedure ESTIMATE- $E_2(Q, K, S_i, i, \varepsilon, \delta)$ 
   $\widehat{E}_2 \leftarrow$  Median-Of-Means with Lazy Gumbel Sampling  $\leftarrow Q, K, K_{:,j}, S_i, \varepsilon, \delta$ .
  return  $\widehat{E}_2$ .

procedure ESTIMATE- $E_3(Q, K, V, D^O, S_i, i, \varepsilon, \delta)$ 
   $F \leftarrow \{ \langle D_{i,:}^O, V_{k,:} \rangle \}_{k=1}^n \in \mathbb{R}^{n \times 1}$   $\triangleright F$  will not be materialized.
   $\widehat{E}_3 \leftarrow$  Median-Of-Means with Lazy Gumbel Sampling  $\leftarrow Q, K, F, S_i, \varepsilon, \delta$ 
  return  $\widehat{E}_3$ 

Input:  $D^O \in \mathbb{R}^{n \times d}$ ,  $Q, K, V \in \mathbb{R}^{n \times d}$ , parameters  $\varepsilon, \delta > 0$ 
Let  $\widehat{D}^Q \in \mathbb{R}^{n \times d}$  be our output.
for  $i \in [n]$  do
   $S_i \leftarrow \sqrt{n}$  values  $t \in [n]$  of the largest  $q_i^T k_t$  via LSH or  $k$ NN.
  for  $j \in [d]$  do
     $\widehat{E}_1 \leftarrow$  ESTIMATE- $E_1(Q, K, V, D^O, S_i, i, j, \varepsilon, \delta)$ 
     $\widehat{E}_2 \leftarrow$  ESTIMATE- $E_2(Q, K, S_i, i, \varepsilon, \delta)$ 
     $\widehat{E}_3 \leftarrow$  ESTIMATE- $E_3(Q, K, V, D^O, S_i, i, \varepsilon, \delta)$ 
     $\widehat{D}_{ij}^Q \leftarrow \widehat{E}_1 - \widehat{E}_2 \cdot \widehat{E}_3$ 
return  $\widehat{D}^Q$ 

```

F Estimating D^K

Finally, we turn to estimating D^K . Our earlier calculations show that

$$\frac{\partial \phi}{\partial K_{ij}} = \sum_{k=1}^n P_{ki} (D_{ki}^P - \langle D_{k,:}^P, P_{k,:} \rangle) Q_{kj}$$

⁷Another motivation for assuming an upper bound on the norm of D^O is to avoid the phenomenon of exploding gradients in training neural networks.

We can break up this sum into two terms:

$$\frac{\partial \phi}{\partial K_{ij}} = \underbrace{\sum_{k=1}^n P_{ki} D_{ki}^P Q_{kj}}_{A_{ij}} - \underbrace{\sum_{k=1}^n P_{ki} \langle D_{k,:}^P, P_{k,:} \rangle \cdot Q_{kj}}_{B_{ij}} \quad (75)$$

We will estimate both terms separately:

F.1 Estimating A_{ij}

For $i \in [n]$ and $j \in [d]$, we have:

$$A_{ij} = \sum_{k=1}^n P_{ki} D_{ki}^P Q_{kj} = \sum_{k=1}^n P_{ki} Q_{kj} \cdot \langle D_{k,:}^O, V_{i,:} \rangle \quad (76)$$

$$= \sum_{k=1}^n P_{ik}^T \cdot Y_{kj}^{(i)} \quad (77)$$

where $Y_{kj}^{(i)} := Q_{kj} \cdot \langle D_{k,:}^O, V_{i,:} \rangle$. So we can write:

$$A_{ij} = \underbrace{(P^T)_{i,:}}_{1 \times n} \cdot \underbrace{Y_{:,j}^{(i)}}_{n \times 1} \quad (78)$$

We will use our familiar Markov Chain estimation method from Algorithm 3 to calculate this quantity. However, in this case we only care about estimating the i -th entry in the vector $(P^T) \cdot Y_{:,j}^{(i)}$, which we can do by performing $O(\lg n \cdot \varepsilon^{-2})$ simulations. Ultimately, by following the same analysis as in Algorithm 3, we are able to estimate A_{ij} with probability at least $1 - \frac{1}{n}$ and error:

$$\left| \hat{A}_{ij} - A_{ij} \right| \leq \varepsilon \langle Y_{:,j}^{(i)}, 1^n \rangle + 2\varepsilon n M_j^{(i)} \quad (79)$$

$$= \varepsilon \sum_{k=1}^n Q_{kj} \cdot \langle D_{k,:}^O, V_{i,:} \rangle + 2\varepsilon n M_j^{(i)} \quad (80)$$

where

$$M_j^{(i)} = - \min_{\substack{k \in [n] \\ Y_{kj}^{(i)} \leq 0}} Y_{kj}^{(i)}$$

Remark 30. Because we would need to calculate all n^2 values of $M_j^{(i)}$, we will instead use a single upper bound $M \geq M_j^{(i)}$ for all $(i, j) \in [n] \times [d]$ for this algorithm. We assume that we know a large enough M in advance and that $M = O(\text{polylog}(n))$.

In the next paragraphs, we will tackle some implementation issues that arise in this approach. We did not see these issues when estimating D^V , and because they make the algorithm a lot more complicated, we left them for last.

Pre-calculating the normalizing factors We need to pre-calculate the normalizing sums $N_j^{(i)} = \langle Y_{:,j}^{(i)}, 1^n \rangle + nM$ for all $(i, j) \in [n] \times [d]$. Naively, it takes $O(n^2 d)$ time to calculate all those sums. However, with some preprocessing we can take the time down to $O(nd^2)$. First, observe that we have:

$$N_j^{(i)} = nM + \langle Y_{:,j}^{(i)}, 1^n \rangle = nM + \sum_{k=1}^n Q_{kj} \cdot \langle D_{k,:}^O, V_{i,:} \rangle = nM + \langle V_{i,:}, \sum_{k=1}^n Q_{kj} \cdot D_{k,:}^O \rangle \quad (81)$$

We can thus first pre-compute the d vectors $\vec{E}_j = \sum_{k=1}^n Q_{kj} \cdot D_{k,:}^O \in \mathbb{R}^d$ for each $j \in [d]$ in $O(nd^2)$ time. Then, for each $i \in [n]$ and $j \in [d]$, we can produce $N_j^{(i)}$ in $O(d)$ time by using Equation 81, bringing the total time complexity to $O(nd^2)$.

Sampling according to $Y_{:,j}^{(i)} + M \cdot 1^n$ efficiently Unfortunately, because we are now estimating A_{ij} individually for all $(i, j) \in [n] \times [d]$, we cannot spend $O(n)$ time to generate each sample. We need to generate samples in sublinear time with some pre-processing. This seems intuitively difficult at first because we have $O(nd)$ distributions over $[n]$ and each distribution requires $\Omega(n)$ time to sample one sample. However, we can take advantage of the structure between the distributions in order to reduce the pre-processing time. First, consider the following method of sampling from a distribution $[p_1, \dots, p_n]$:

1. Compute the cumulative sums $s_i = \sum_{k=1}^i p_k$. We know that $s_1 = p_1$ and $s_n = 1$.
2. Pick some $x \sim \text{Unif}(0, 1)$ uniformly at random from $(0, 1)$.
3. Find the interval $[p_i, p_{i+1}]$ for $i \in [1, n-1]$ in which x falls in. That is, find the smallest i for which $x \leq s_i$. We can do this in $O(\lg n)$ time using binary search.
4. Output i .

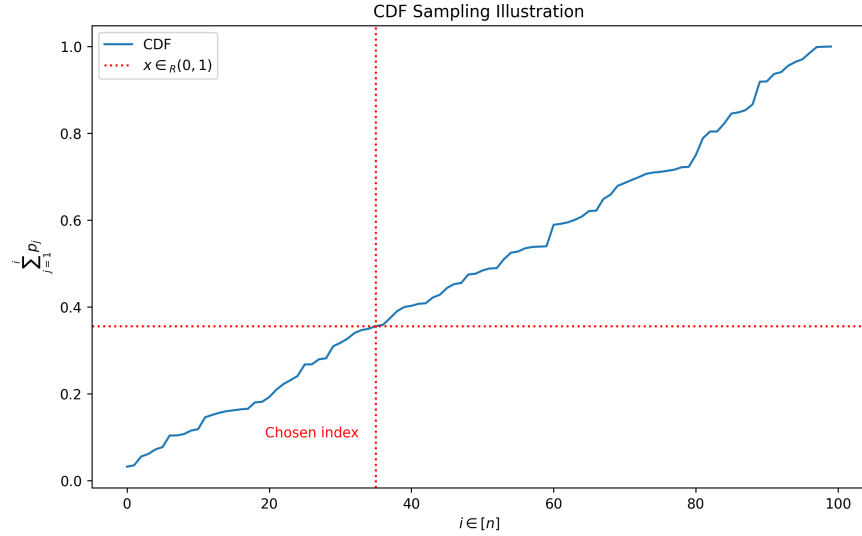


Figure 6: An illustration of the CDF sampling method: We form the CDF and then sample an index by choosing $x \in (0, 1)$ and using binary search to find the corresponding bucket.

It is easy to see that this method outputs a value i with probability p_i . If we applied this method naively we would still take $O(n^2 d)$ time because we'd have to calculate all the cumulative sums. However, the inner product structure again comes to our rescue:

$$Y_{kj}^{(i)} = \langle V_{i,:}, Q_{kj} \cdot D_{k,:}^O \rangle \quad (82)$$

So, we can create d cumulative sum tables Σ_j for $j \in [d]$, each of which stores n cumulative-sum \mathbb{R}^d vectors as follows:

$$(\Sigma_j)_\ell = \sum_{s=1}^{\ell} Q_{sj} \cdot D_{s,:}^O \in \mathbb{R}^d, \forall \ell \in [n] \quad (83)$$

This requires $O(nd^2)$ time and space to construct. Now, in order to sample with probability proportional to $Y_{kj}^{(i)} + M$ given that we know $N_j^{(i)}$, we sample $x_{ij} \sim \text{Unif}(0, 1)$ and perform binary search to find the interval x_{ij} belongs to. At that point, we can calculate the $O(\log n)$ necessary cumulative sums in $O(d)$ time each by using our pre-processing:

$$\sum_{s=1}^{\ell} (Y_{kj}^{(i)} + M) = kM + \langle V_{i,:}, (\Sigma_j)_\ell \rangle \quad (84)$$

This allows us to sample in $O(d \lg n)$ time after a $O(nd^2)$ pre-processing. Our algorithm in total is included as part of Algorithm 7.

Sampling with respect to D_i Again, we cannot afford to sample from the softmax naively with $O(n)$ time. Thankfully, we know of a sublinear method that can allow us to sample from the softmax, with slightly super-linear pre-processing time: the Lazy-Gumbel Sampling method. We will omit the pre-processing details in the algorithm pseudocode.

Algorithm 7 Estimating D^K – Part 1: Computing A

```

1: Input:  $Q, K, V, D^O \in \mathbb{R}^{n \times d}$ , error parameter  $\varepsilon > 0$ 
2: for  $j \in [d]$  do ▷ Pre-Processing
3:   Compute  $\vec{E}_j = \sum_{k=1}^n Q_{kj} \cdot D_{k,:}^O \in \mathbb{R}^d$ 
4:   Compute the cumulative sums  $(\Sigma_j)_\ell = \sum_{s=1}^\ell Q_{sj} \cdot D_{s,:}^O \in \mathbb{R}^d$  for all  $\ell \in [n]$ .
5:   Compute  $\hat{s} \approx P^T 1^n$  using Markov Chain simulations.
6:   Initialize a  $k$ NN index  $H$ .
7: procedure COMPUTE- $A(Q, K, D^O, E, \Sigma, \varepsilon, H, \hat{s}, M)$ 
8:   Let  $N \leftarrow 2 \lg n \cdot \varepsilon^{-2}$ 
9:    $\hat{A} \leftarrow [0]^{n \times d}$  is the output.
10:  for  $i \in [n]$  do
11:    Query  $H$  to get set  $S_i$ 
12:    for  $j \in [d]$  do
13:       $N_j^{(i)} \leftarrow \langle V_{i,:}, \vec{E}_j \rangle + nM$  ▷  $O(d)$  time.
14:      for  $s \in [N]$  do
15:        Sample  $k \in [n]$  with probability  $\propto Y_{kj}^{(i)} + M$  via binary search,  $\Sigma_j$  and  $N_j^{(i)}$ 
16:        Sample  $\ell \in [n]$  with probability  $P_{ik}$  via Lazy Gumbel Sampling, given  $S_i$ 
17:        if  $\ell = i$  then
18:           $\hat{A}_{ij} \leftarrow \hat{A}_{ij} + 1$ 
19:         $\hat{A}_{ij} \leftarrow \frac{1}{N} (\hat{A}_{ij} \cdot N_j^{(i)}) - M \cdot \hat{s}_i$ 
20:  return  $\hat{A}$ 

```

F.2 Estimating B_{ij}

For $(i, j) \in [n] \times [d]$, we first have:

$$B_{ij} = \sum_{k=1}^n P_{ki} \cdot \langle D_{k,:}^P, P_{k,:} \rangle \cdot Q_{kj} \quad (85)$$

$$= \sum_{k=1}^n P_{ki} X_{kj} \quad (86)$$

where $X_{kj} = \langle D_{k,:}^P, P_{k,:} \rangle \cdot Q_{kj}$. Notice that X_{kj} takes $O(nd)$ time to naively compute, so we will first approximate it with \hat{X}_{kj} . Observe that:

$$X_{kj} = Q_{kj} \cdot \langle D_{k,:}^P, P_{k,:} \rangle \quad (87)$$

$$= Q_{kj} \cdot \sum_{s=1}^n D_{ks}^P \cdot P_{ks} \quad (88)$$

$$= Q_{kj} \cdot \mathbb{E}_{s \sim D_k} [D_{ks}^P] \quad (89)$$

$$= \mathbb{E}_{s \sim D_k} [Q_{kj} \cdot D_{ks}^P] \quad (90)$$

$$\approx \hat{X}_{kj} \quad (91)$$

Let us approximate $\mathbb{E}_{s \sim D_k}[Q_{kj} \cdot (D^p)_{ks}] \approx \hat{X}_{kj}$ using the Lazy Gumbel Sampling and Median-Of-Means method. This allows us to get for all $(k, j) \in [n] \times [d]$ with probability at least $1 - \delta$ that:

$$\left| \hat{X}_{kj} - X_{kj} \right| \leq \varepsilon \quad (92)$$

Remark 31. To have an $o(n)$ bound for the variance, we have to assume (again) that $\|X\|_\infty = O(\text{polylog}(n))$. This follows from the assumption that $\|Q\|_\infty = O(\text{polylog}(n))$ and $\|D^p\|_\infty = O(\text{polylog}(n))$. The latter follows from $\|D^o\|_\infty = O(\text{polylog}(n))$. So the assumptions here are the same as in Theorem 29.

Now we can define:

$$\hat{B}_{ij} = \sum_{k=1}^n P_{ki} \hat{X}_{kj} \quad (93)$$

We can bound the error of this approximation using the triangle inequality:

$$\left| B_{ij} - \hat{B}_{ij} \right| = \left| \sum_{k=1}^n P_{ki} (\hat{X}_{kj} - X_{kj}) \right| \quad (94)$$

$$\leq \sum_{k=1}^n P_{ki} \left| \hat{X}_{kj} - X_{kj} \right| \quad (95)$$

$$\leq \varepsilon \sum_{k=1}^n P_{ki} \quad (96)$$

$$= \varepsilon \langle P_{:,i}, 1^n \rangle \quad (97)$$

Now the problem is calculating \hat{B} . Note that we can write:

$$\hat{B} = P^T \cdot \hat{X} \quad (98)$$

Finally, this takes us back to the calculation of D^V . We can use the exact same Markov Chain method and get a final approximation \tilde{B} so that with probability at least $1 - \frac{1}{n}$ it holds that:

$$\left| \tilde{B}_{ij} - \hat{B}_{ij} \right| \leq \varepsilon \langle \hat{X}_{:,j}, 1^n \rangle + 2\varepsilon n M_j^{(X)} \quad (99)$$

where

$$M_j^{(X)} := - \min_{\substack{k \in [n] \\ \hat{X}_{kj} \leq 0}} \hat{X}_{kj}$$

Then the overall error can be bounded as follows:

$$\left| \tilde{B}_{ij} - B_{ij} \right| \leq \left| \tilde{B}_{ij} - \hat{B}_{ij} \right| + \left| \hat{B}_{ij} - B_{ij} \right| \quad (100)$$

$$\leq \varepsilon \langle P_{:,i}, 1^n \rangle + \varepsilon \langle \hat{X}_{:,j}, 1^n \rangle + 2\varepsilon n M_j^{(X)} \quad (101)$$

$$\leq \varepsilon \langle P_{:,i}, 1^n \rangle + \varepsilon \langle X_{:,j}, 1^n \rangle + \varepsilon^2 n + 2\varepsilon n M_j^{(X)} \quad (102)$$

$$= \varepsilon \langle P_{:,i} + X_{:,j}, 1^n \rangle + \varepsilon^2 n + 2\varepsilon n M_j^{(X)} \quad (103)$$

To wrap up our implementation details, we can calculate the required normalization sums as follows:

$$\langle \hat{X}_{:,j}, 1^n \rangle = \sum_{k=1}^n \hat{X}_{kj} = \sum_{k=1}^n Q_{kj} \hat{D}_k \quad (104)$$

We can do this in $\approx \tilde{O}(dn^{3/2})$ time if we precompute in advance

$$\hat{D}_k := \langle D_{k,:}^P, P_{k,:} \rangle \quad (105)$$

using Lazy Gumbel Sampling for all $k \in [n]$. Further, each element \hat{X}_{ij} can be computed in $\approx \tilde{O}(\sqrt{n})$ time as well in a similar fashion. Finally, $M_j^{(X)}$ can also be calculated in such time. Our algorithm is given below as Algorithm 8. By combining algorithms 7 and 8 we arrive at the following theorem for Algorithm 9:

Algorithm 8 Estimating D^K – Part 2: Computing B

```
1:  $S_i \leftarrow$  Use an LSH or  $k$ NN index to calculate  $S_i$  for all  $i \in [n]$ .
2:  $\hat{s} \leftarrow$  ESTIMATEPRODUCTPOSITIVE( $P, 1^n, \varepsilon$ )
3: procedure COMPUTE- $\hat{X}_{kj}(Q, K, D^O, V, S_i, \varepsilon, \delta, k, j)$ 
4:    $F \leftarrow \{Q_{kj} \cdot \langle D_{k,:}^O, V_{s,:} \rangle\}_{s=1}^n \in \mathbb{R}^{n \times 1}$   $\triangleright F$  will not be materialized.
5:    $\hat{X}_{kj} \leftarrow$  Median-Of-Means with Lazy Gumbel Sampling  $\leftarrow Q, K, F, S_i, \varepsilon, \delta$ 
6:   return  $\hat{X}_{kj}$ .
7: procedure COMPUTE- $B(Q, K, V, D^O, \varepsilon)$ 
8:   Output  $\tilde{B} \leftarrow [0]^{n \times d}$ 
9:   for  $j \in [d]$  do  $\triangleright O(d)$  times
10:     $\tilde{B}_{:,j} \leftarrow$  ESTIMATEPRODUCT( $P, \hat{X}_{:,j}, \varepsilon, \hat{s}$ )
11:   return  $\tilde{B}$ 
```

Theorem 32. *There exists an algorithm that approximates D^K on inputs Q, K, V, D^O under our standard assumptions such that the estimate \hat{D}^K satisfies:*

$$\begin{aligned} \left\| \hat{D}_{:,j}^K - D_{:,j}^K \right\|_{\infty} &\leq \varepsilon \langle P_{:,i} + X_{:,j}, 1^n \rangle + \varepsilon^2 n + 2\varepsilon n M_j^{(X)} \\ &\quad + \varepsilon \sum_{k=1}^n Q_{kj} \cdot \langle (D^O)_{k,:}, V_{i,:} \rangle + 2\varepsilon n M \end{aligned}$$

where:

$$M \geq M_j^{(i)} := - \min_{\substack{k \in [n] \\ Y_{kj}^{(i)} \leq 0}} Y_{kj}^{(i)} \quad \text{and} \quad M_j^{(X)} := - \min_{\substack{k \in [n] \\ \widehat{X}_{kj} \leq 0}} \widehat{X}_{kj} \quad (106)$$

under our previous definitions for all $j \in [d]$. The algorithm runs in sub-quadratic time and space and succeeds with probability $\geq 1 - \delta$.

Proof. We know that $D_{ij}^K = A_{ij} - B_{ij}$. We have that $\hat{D}_{ij}^K = \hat{A}_{ij} - \tilde{B}_{ij}$ and that:

$$|\hat{A}_{ij} - A_{ij}| \leq \varepsilon \sum_{k=1}^n Q_{kj} \cdot \langle (D^O)_{k,:}, V_{i,:} \rangle + 2\varepsilon n M \quad (107)$$

$$|\tilde{B}_{ij} - B_{ij}| \leq \varepsilon \langle P_{:,i} + X_{:,j}, 1^n \rangle + \varepsilon^2 n + 2\varepsilon n M_j^{(X)} \quad (108)$$

Thus by the triangle inequality we get the desired error guarantee. \square

Algorithm 9 Estimating D^K : Putting it all together

```
 $\tilde{B} \leftarrow$  COMPUTE- $B(Q, K, V, D^O, \varepsilon)$ 
 $\hat{A} \leftarrow$  COMPUTE- $A(Q, K, V, D^O, E, \Sigma, \varepsilon)$ 
return  $\hat{A} - \tilde{B}$ .
```

G Vectorized Implementation of the Forward Pass

We present the vectorized implementation of k NN Attention that we used in our experiments. This is based on Theorem 8.

Listing 1: kNN Attention - Vectorized

```
import torch

# This function calculates the attention mechanism in the forward pass.
# Inputs:
# - Q: A tensor of shape (b,h,n,d) containing the query vectors.
# - K: A tensor of shape (b,h,n,d) containing the key vectors.
# - V: A tensor of shape (b,h,n,d) containing the value vectors.
# - k: The number of vectors to attend to via kNN methods.
#
# Note that b is the batch size, h is the number of heads,
# n is the sequence length, and d is the dimension of the vectors.
#
# Outputs:
# - A tensor of shape (b,h,n,d) containing the output vectors.
def attn_forward_batched(Q, K, V, k):
    B,H,N,D = Q.shape

    output = torch.zeros(B,H,N,D, dtype=torch.float32)
    for b in range(B):
        for h in range(H):
            # Get the top k indices of Q[b,h] @ K[b,h]^T and the scores.
            scores, S = topk(Q[b,h,:,:], K[b,h,:,:], k, masking=True)
            scores = scores * (1 / math.sqrt(D))

            # Calculate the denominator.
            M = torch.max(scores, dim=1)[0]
            exp_scores = torch.exp(scores - M.unsqueeze(1))
            denom = torch.sum(exp_scores, dim=1).unsqueeze(1)

            # Calculate the numerator.
            # Vbh[S].shape = (N,k,D)
            numerator = torch.bmm(exp_scores.unsqueeze(1), V[b,h,S])
            numerator.squeeze()

            output[b,h] = numerator / denom

    return output
```

H Samples from Fine-Tuned GPT2-XL

Below we give some samples from our fine-tuned GPT2-XL using fast approximate kNN attention:

- **Prompt: My favorite thing in the world is:** *Just Cause 3. And I couldn't stop playing it. It's a mess. I'm not sure how to describe it. But it's just so fun. When you play it, you know instantly that this is a very different kind of game, one that takes place in an open world of sorts, and you have a bunch of different characters. It's epic, and it's open world, and you can play as a bounty hunter, or you can play as a doctor, or a cowboy, or you can play as a soldier. You have a buddy system, and you can go to another character's story mission if you want. This is a great game, and I'm excited to see what the developers do with it.*
- **Prompt: I like being in nature because** *it's so natural, and because it's always changing. Nature is a friend and a companion, and I'm so thankful every time I'm able to go out into the outdoors. The*

second thing that I love about being in nature is the comfort and energy that you can feel! I feel so happy and healthy on the trail when I'm interacting with nature. I don't have to think about what I'm wearing, or what I'm doing, and I can just be in nature in my element. I also feel great being out in nature because I'm not spending all day at my desk, working in a office. I get to meet new people along the trail and can spend time talking to them.