

# RECONSIDERING THE PERFORMANCE OF GAE IN LINK PREDICTION

Weishuo Ma<sup>1</sup> Yanbo Wang<sup>2</sup> Xiyuan Wang<sup>2,3</sup> Muhan Zhang<sup>2\*</sup>

<sup>1</sup> School of Electronics Engineering and Compute Science, Peking University

<sup>2</sup> Institute for Artificial Intelligence, Peking University.

<sup>3</sup> School of Intelligence Science and Technology, Peking University.

mws@stu.pku.edu.cn, wangyanbo@stu.pku.edu.cn, wangxiyuan@pku.edu.cn,  
muhan@pku.edu.cn

## ABSTRACT

Various graph neural networks (GNNs) with advanced training techniques and model designs have been proposed for link prediction tasks. However, outdated baseline models may lead to an overestimation of the benefits provided by these novel approaches. To address this, we systematically investigate the potential of Graph Autoencoders (GAE) by meticulously tuning hyperparameters and utilizing the trick of orthogonal embedding and linear propagation. Our findings reveal that a well-optimized GAE can match the performance of more complex models while offering greater computational efficiency.

## 1 INTRODUCTION

Link prediction is a fundamental task in the field of graph learning, with applications spanning various domains such as recommendation systems (Zhang & Chen, 2020), drug discovery (Souri et al., 2022) and knowledge graph completion (Zhu et al., 2021b). GNNs have shown exceptional performance in these tasks and have become a widely adopted approach. One representative GNN for link prediction is the GAE model (Kipf & Welling, 2016), which predicts the probability of link existence by computing the inner products of the representations of two target nodes generated by a Message Passing Neural Network (MPNN). However, GAE’s expressiveness is limited; for instance, as illustrated in Figure 1, GAE produces the same prediction for the links  $(v_1, v_2)$  and  $(v_1, v_3)$  despite their differing structures. This limitation arises from GAE’s separate computation of node representations, leading to a disregard for the relationship between the two nodes. To address this challenge, various methods have been proposed to enhance expressiveness by incorporating pairwise information, such as utilizing labeling tricks (Zhang & Chen, 2018), paths between two nodes (Zhu et al., 2021a), and neural common neighbors (Wang et al., 2024). Despite these advancements, there has been limited empirical investigation into the potential performance of GAE when optimized properly.

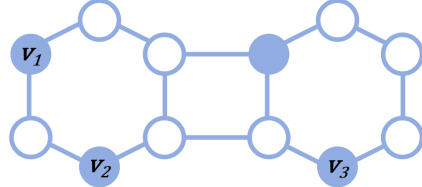


Figure 1: An example of the limitations of GAE can be found in Zhang et al. (2021). Although  $v_2$  and  $v_3$  share the same representation due to symmetry, the pair  $(v_1, v_2)$  should be represented differently from  $(v_1, v_3)$ .

In response to these concerns, we run GAE on the widely used OGB benchmark (Hu et al., 2020) with common techniques from new models and extensive hyperparameter tuning, ensuring a fair comparison with new models. Furthermore, insights from the discussion in Dong et al. (2023) suggest that linear propagation of orthogonal vectors in a GAE can overcome the limitations of subgraph isomorphism, effectively estimating common heuristics such as Common Neighbors (Barabási & Albert, 1999), Adamic-Adar (Adamic & Adar, 2003), and Resource Allocation (Zhou et al., 2009). By employing orthogonal initialization on the ogbl-ddi and ogbl-ppa datasets and eliminating the

\*Correspondence to Muhan Zhang.

activation function to preserve linear propagation of the orthogonal input, we achieved notable performance improvements.

## 2 RELATED WORK

### 2.1 GNN FOR LINK PREDICTION

Recently, several methods have been developed to address the limitations in the expressiveness of GAE. Representatives include SEAL (Zhang & Chen, 2018), Neo-GNN (Yun et al., 2021), BUDDY (Chamberlain et al., 2023) and NCN (Wang et al., 2024), which improve expressiveness by incorporating pairwise information.

SEAL extracts a subgraph for the target link  $(i, j)$  and calculates the shortest distance from  $(i, j)$  for each node within that subgraph. It then augments this information with the node features and applies MPNN on the subgraph. Neo-GNN and BUDDY run MPNN directly on the entire graph while injecting high-order common neighbor information to improve predictions. NCN utilizes sum pooling over the embeddings of the common neighbors of the source and target nodes. By explicitly leveraging pairwise information, these models effectively overcome the expressiveness limitations inherent in traditional MPNN approaches.

### 2.2 LINEAR GNN

Recent research has explored the potential of simplifying traditional MPNN by removing activation functions. SGC (Wu et al., 2019) eliminates both the activation functions and the parameter matrix, leading to a simplified yet effective model. Similarly, LightGCN (He et al., 2020) uses an attention block to aggregate outputs of SGC with varying depths for the link prediction problem in recommendation systems. Building on this idea, HLGNN (Zhang et al., 2024) further enhances the approach and evaluates its performance on link prediction benchmark, showcasing competitive results. Additionally, YinYanGNN (Wang et al., 2023) incorporates negative sampling into linear propagation schemes, and MPLP (Dong et al., 2023) pagates orthogonal embeddings linearly to estimate the count of node labels. Collectively, these studies provide evidence that integrating linearity into link prediction models leads to improved performance. In this work, we aim to extend these findings by offering both theoretical analysis and experimental verification.

## 3 PRELIMINARIES

### 3.1 NOTATION

We consider an undirected graph  $G = (V, E, X)$ , where  $V$  represents a set of  $n$  nodes,  $E$  denotes the set of edges, and  $X \in \mathbb{R}^{n \times d}$  refers to the  $d$ -dimensional feature matrix of the nodes. The adjacency matrix of the graph is denoted by  $A$ . The neighbors of a node  $i$ , defined as the set of nodes connected to  $i$ , are expressed as  $\mathcal{N}(i, A) := \{j \in V \mid A_{ij} > 0\}$ . For simplicity, when  $A$  is fixed, we denote the neighbors of  $i$  as  $\mathcal{N}(i)$ . The set of common neighbors between two nodes  $i$  and  $j$  is given by  $\mathcal{N}(i) \cap \mathcal{N}(j)$ .

### 3.2 GRAPH CONVOLUTIONAL NETWORK

GCN has become a prominent tool for learning on graph data. It generalizes convolution to graph by recursively aggregating features from neighboring nodes. Specifically, the hidden representation of each node is updated by applying a graph convolution operation, which can be written as:

$$H^{(l+1)} = \sigma \left( \tilde{D}^{-1/2} \tilde{A} \tilde{D}^{-1/2} H^{(l)} W^{(l)} \right), \quad (1)$$

where  $H^{(l)}$  represents the node embeddings at layer  $l$ ,  $\tilde{A} = A + I_n$  is the adjacency matrix with added self-loops,  $\tilde{D}$  is the degree matrix of  $\tilde{A}$ ,  $W^{(l)}$  is a trainable weight matrix, and  $\sigma$  denotes a non-linear activation function.

GAE typically uses GCN as the node encoder. After producing node embeddings ( $Z_i \in \mathbb{R}^d$  for node  $i$ ), GAE computes the inner product between pairs of node embeddings, which gives a score representing the likelihood that an edge exists between the two nodes:

$$\hat{A}_{ij} = \phi(Z_i^T Z_j), \quad (2)$$

where  $\hat{A}_{ij}$  represents the predicted probability of an edge between node  $i$  and node  $j$ , and  $\phi$  is a logistic sigmoid function to ensure the output is in the range  $[0, 1]$ .

## 4 METHOD

In this section, we propose our orthogonal embedding method for improving GAE. We also analyse how it enhances the expressiveness of GAE.

### 4.1 IMPROVED GAE

Numerous studies have evaluated the performance of GAE on the OGB dataset, yet none have fully optimized their potential. The hyperparameters appear suboptimal, as simple adjustments—such as fine-tuning the learning rate, extending the number of training epochs, and incorporating residual connections—can immediately enhance performance. Additionally, the performance of GAE reported by Wang et al. (2024) may be underestimated due to factors like insufficient hidden dimension size. It is noteworthy that even the straightforward integration of common neighbor information can achieve results superior to those of advance models like BUDDY (Chamberlain et al., 2023), underscoring the potential of GAE.

In our implementation, we identified that some common practices for GAE are suboptimal. One is to add activation functions between convolutional layers. We find this activation results in severe overfitting. Additionally, node degree is commonly used as the initial node embedding, which we found to be inferior to the use of orthogonal embeddings in some cases. In the datasets ogbl-ddi and ogbl-ppa, we employ a learnable orthogonal embedding as the input representation. In contrast, for the datasets ogbl-collab and ogbl-citation2, it is necessary to incorporate the original features into the prediction process. To achieve this, we concatenate the raw features with the learnable orthogonal embeddings to form the input for our Refined-GAE.

### 4.2 ANALYSIS ON ORTHOGONAL TRICK

We now elucidate how orthogonal embedding combined with linear propagation can enhance the expressiveness of MPNN. Previous analyses on expressiveness have focused on graph structure, often overlooking the impact of input embeddings and the inner multiplication mechanism utilized by GAE. By using orthogonal embeddings as input and applying linear propagation, a node will aggregate a linear combination of features from all its neighbors. When computing the inner product between two nodes, only the norms of embeddings from common neighbors will be preserved due to the orthogonality of the embeddings, as illustrated in Figure 2. Consequently, this approach endows the model with the capability to count common neighbors—an inherent limitation of traditional MPNN—thereby significantly increasing its expressiveness.

Formally, assuming  $X$  is initialized with orthogonal embeddings, i.e.,  $X^\top X = I$ , where  $I$  is the identity matrix. The linear propagation step in a MPNN can be represented as  $H = AX$ .

For two nodes  $i$  and  $j$ , the inner product of their propagated embeddings is given by:

$$H_i^\top H_j = (AX)_i^\top (AX)_j = A_i^\top X X^\top A_j \quad (3)$$

Since the embedding matrix  $X$  is orthogonal, this inner product simplifies to:

$$H_i^\top H_j = \sum_{k \in \mathcal{N}(i) \cap \mathcal{N}(j)} \|X_k\|^2, \quad (4)$$

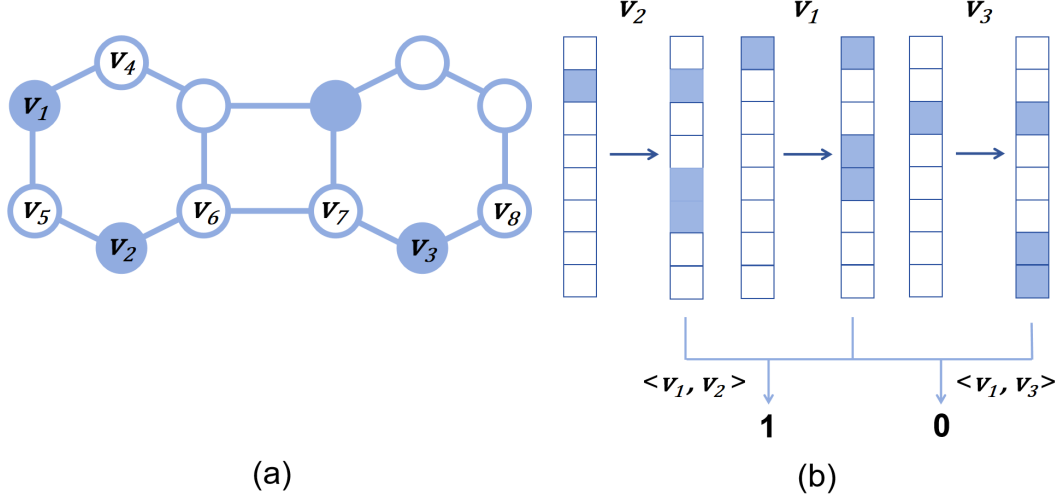


Figure 2: (a) illustrates a case of isomorphic nodes, while (b) demonstrates how GAE counts common neighbors by performing inner products on the linear combinations of neighboring one-hot embeddings.

where  $\mathcal{N}(i)$  denotes the neighborhood of node  $i$ . This expression shows that the inner product between the embeddings of nodes  $i$  and  $j$  is non-zero only when they share common neighbors. The resulting value corresponds to the sum of the norms of the embeddings of these common neighbors. Thus, the model implicitly counts the number of common neighbors between nodes  $i$  and  $j$ , a feature traditionally absent in standard MPNN.

This mechanism significantly enhances the expressiveness of the MPNN by enabling it to distinguish different local structures indistinguishable to GAE. Specifically, the model gains the ability to capture higher-order structural information through the linear propagation of orthogonal embeddings.

We can further analyze the effect of orthogonal embeddings. In brief, orthogonal inputs theoretically guarantee the maximum rank of the embedding matrix. For simplicity, we assume the linear convolution operation corresponds to multiplying a matrix  $U \in \mathbb{R}^{n \times n}$  by the orthogonal embedding, using a matrix factorization loss. The loss can be expressed as:

$$l(X) = \frac{1}{2} \|A - UXX^TU^T\|_F^2 \quad (5)$$

Differentiating with respect to  $X$  gives:

$$\frac{\partial l(X)}{\partial X} = -2U^T(A - UXX^TU^T)UX \quad (6)$$

Thus, the gradient descent process acts as a linear transformation on  $X$ , meaning the rank of  $X$  cannot increase during optimization. Starting with an orthogonal embedding allows for a higher initial rank, which in turn leads to better expressiveness in the model.

In practice, we often use a Hadamard Predictor, which applies an MLP to the embedding obtained through element-wise multiplication of the embeddings of two edge nodes, rather than using a simple Dot Predictor. However, since an MLP can easily learn an element-sum operation, the aforementioned reasoning still applies.

Table 1: Performance metrics across various datasets. HR@k indicates Hit Rate at top-k. The best results are bold-faced and the second-best results are underlined. OOM denotes Out of Memory, NA denotes Not Report.

	Collab	PPA	Citation2	DDI
Metric	HR@50	HR@100	MRR	HR@20
CN	56.44 $\pm$ 0.00	27.65 $\pm$ 0.00	51.47 $\pm$ 0.00	17.73 $\pm$ 0.00
AA	64.35 $\pm$ 0.00	32.46 $\pm$ 0.00	51.89 $\pm$ 0.00	18.61 $\pm$ 0.00
RA	64.00 $\pm$ 0.00	49.38 $\pm$ 0.00	51.98 $\pm$ 0.00	27.60 $\pm$ 0.00
GCN	47.14 $\pm$ 1.45	18.67 $\pm$ 1.32	84.74 $\pm$ 0.21	37.07 $\pm$ 5.07
SAGE	54.63 $\pm$ 1.12	16.55 $\pm$ 2.40	82.60 $\pm$ 0.36	53.90 $\pm$ 4.74
SEAL	64.74 $\pm$ 0.43	48.89 $\pm$ 3.16	87.67 $\pm$ 0.32	30.56 $\pm$ 3.86
NBFnet	OOM	OOM	OOM	4.00 $\pm$ 0.58
Neo-GNN	57.52 $\pm$ 0.37	49.12 $\pm$ 0.60	87.26 $\pm$ 0.84	63.57 $\pm$ 3.52
BUDDY	65.94 $\pm$ 0.58	49.85 $\pm$ 0.20	87.56 $\pm$ 1.11	78.51 $\pm$ 1.36
NCN	64.76 $\pm$ 0.87	61.19 $\pm$ 0.85	88.09 $\pm$ 0.06	<u>82.32 <math>\pm</math> 6.10</u>
MPLP+	<u>66.99 <math>\pm</math> 0.40</u>	<u>65.24 <math>\pm</math> 1.50</u>	<b>90.72 <math>\pm</math> 0.12</b>	NA
Refined-GAE	<b>68.16 <math>\pm</math> 0.41</b>	<b>73.74 <math>\pm</math> 0.92</b>	84.55 $\pm$ 0.15	<b>94.43 <math>\pm</math> 0.57</b>

## 5 EXPERIMENTS

Now we present the main result. We evaluate the performance of our refined GAE based on GCN on OGB benchmark (Hu et al., 2020). Our code and detailed hyperparameters are available in <https://github.com/GraphPKU/Refined-GAE>.

We include the official OGB results as GAE baselines. To provide a more comprehensive comparison, we also incorporate heuristic methods such as Common Neighbors (CN) (Barabási & Albert, 1999), Adamic-Adar (AA) (Adamic & Adar, 2003), and Resource Allocation (RA) (Zhou et al., 2009), as well as new models like SEAL (Zhang & Chen, 2018), NeoGNN (Yun et al., 2021), NBFNet (Zhu et al., 2021b), BUDDY (Chamberlain et al., 2023), NCN (Wang et al., 2024) and MPLP (Dong et al., 2023). The baseline results are from Wang et al. (2024), Dong et al. (2023), and Hu et al. (2020). Please refer to Appendix A for detailed experiment setting.

### 5.1 PERFORMANCE

The main results are presented in Table 1. Our refined GAE model demonstrates an average improvement of 71% compared to the original version and is even comparable to some of the most recent models, particularly on the ogbl-ddi and ogbl-ppa datasets, where the orthogonal embedding technique significantly boosts performance. Specifically, on the ogbl-ppa dataset, our model achieves a 295% improvement over the original model, surpassing the MPLP model (Dong et al., 2023) by a margin of 13%.

In the ogbl-collab dataset, we follow the official rule by incorporating validation edges into both model training and input, as many recent models do. However, some models only use validation edges during the test phase, which typically results in relatively lower performance. Under this scenario, our model achieves a performance of  $63.93 \pm 0.22$ .

The performance improvement of the GAE model using our proposed method is less significant on the ogbl-collab and ogbl-citation2 datasets. This issue might stem from the concatenation of smoothed features with orthogonal embeddings. As noted by (Mao et al., 2024), the structural and feature components of a graph can sometimes provide conflicting training signals. Consequently, the model may become confused when processing a combination of structural information from orthogonal embeddings and feature information from the feature embeddings. This observation suggests that concatenation might not be the most effective approach for integrating these different types of information.

Table 2: Inference time complexity comparison between different methods. We use  $E$  for number of edges,  $V$  for number of nodes,  $d$  for hidden dimension,  $D$  for max degree,  $h$  for hashing sketches size of BUDDY.

	GAE	SEAL	BUDDY	NCN
Preprocess	$O(Ed + Vd^2)$	0	$O(Ed + Eh)$	$O(Ed + Vd^2)$
Inference (1 link)	$O(d^2)$	$O(Ed + Vd^2)$	$O(h + d^2)$	$O(Dd + d^2)$

## 5.2 EFFICIENCY

Besides its superior performance, our improved GAE also has high scalability due to its simple architecture. GAE-like models do not require the explicit calculation of pairwise information, inherently possess an efficiency advantage over models that utilize sophisticated mechanisms to inject pair-wise information. For example, SEAL necessitates the extraction of subgraphs and the calculation of DRNL for each node (Zhang & Chen, 2018), resulting in significant computational overhead. Similarly, BUDDY requires precomputation of subgraph-related information and structural features for each new batch of prediction edges (Chamberlain et al., 2023). We present a comparison of time complexity in Table 2. The results highlighting the differences in training and inference times between models in Figure 3, providing insights into the efficiency of these approaches both theoretically and practically. The theoretical time complexity of our Refined-GAE is identical to that of the original GAE, and the actual inference time does not significantly increase either. Detailed explanation for complexity can be found in Appendix B.

## 5.3 ABLATION STUDY

We conduct ablation study to reveal the source of our models’ performance gain. Results are presented in Table 3. These experiments can be divided into four parts: the verification of our orthogonal trick, comparisons of different convolutional layers, comparisons of various predictors, and usage of synthetic features.

We first investigate the effect of the proposed orthogonal trick. Introducing non-linearity in the convolutional layer or using non-orthogonal vectors as inputs both significantly degrade performance, which validates the effectiveness of our method.

In our exploration of various convolutional layer designs, GraphSAGE(Hamilton et al., 2017), GAT(Veličković et al., 2018), and GIN(Xu et al., 2019) were evaluated. Among these, GAT demonstrated the best performance, likely due to the effectiveness of its attention mechanism. Both the Dot and Lorentz predictors performed poorly, attributed to their lack of learnable parameters. While the NCN predictor exhibited strong results, it slightly underperformed compared to the simple Hadamard Predictor, likely due to overfitting issue. Notably, our method maintained robust performance even with fixed initial embeddings and smaller hidden dimensions, underscoring its effectiveness.

It is noteworthy that the performance on the ogbl-ppa dataset remains strong even when using activation. This can be attributed to the common practice of using the raw features provided by OGB as input. These raw features consist merely of a 58-dimensional zero-one tensor representing species, which contains limited information. In our implementation, using raw feature as input on ogbl-ppa only produces 29.69% in Hits@100. When these features are replaced with a learnable embedding, the model’s performance improves significantly.

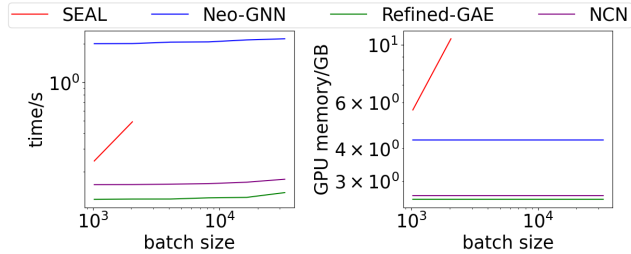


Figure 3: We measure inference time and GPU memory usage on the ogbl-collab dataset. The process includes pre-processing and a single batch prediction. To ensure a fair comparison, we use the same hidden dimension for NCN as for Refined-GAE.

Table 3: Ablation study on link prediction benchmarks.

	PPA	DDI
Metric	HR@100	HR@20
<b>Refined-GAE</b>	<b>73.74 <math>\pm</math> 0.92</b>	<b>94.43 <math>\pm</math> 0.57</b>
use relu activation	63.25 $\pm$ 1.12	66.77 $\pm$ 3.45
non-orthogonal input	2.13 $\pm$ 1.46	28.00 $\pm$ 1.45
SAGE convolutional layer	59.02 $\pm$ 1.29	49.20 $\pm$ 2.93
GAT convolutional layer	65.19 $\pm$ 1.39	86.54 $\pm$ 0.60
GIN convolutional layer	43.30 $\pm$ 2.57	61.49 $\pm$ 4.57
dot predictor	23.65 $\pm$ 0.74	2.74 $\pm$ 0.20
lorentz predictor	50.07 $\pm$ 1.83	39.14 $\pm$ 3.38
ncn predictor	61.19 $\pm$ 0.85	82.32 $\pm$ 6.10
eigenvalues as input	68.43 $\pm$ 0.34	78.75 $\pm$ 1.68
fixed orthogonal embedding	44.88 $\pm$ 2.70	77.61 $\pm$ 1.55
small hidden dimension	62.52 $\pm$ 1.85	65.70 $\pm$ 15.54

## 6 CONCLUSION

In this report, we explore the potential power of GAE, fine tuning the existing model and using orthogonal embedding plus linear propagation to enhance the performance of GAE and explain its hidden mechanism. We demonstrate that simple MPNN methods can reach comparable performance compared to new models.

Given that many new models utilize MPNN as their backbone, we are interested in exploring how well these models perform when integrated with our refined GAE. This investigation will be reserved for future work.

## REFERENCES

- Lada A Adamic and Eytan Adar. Friends and neighbors on the web. *Social networks*, 2003.
- Albert-László Barabási and Réka Albert. Emergence of scaling in random networks. *science*, 1999.
- Benjamin Paul Chamberlain, Sergey Shirobokov, Emanuele Rossi, Fabrizio Frasca, Thomas Markovich, Nils Hammerla, Michael M. Bronstein, and Max Hansmire. Graph neural networks for link prediction with subgraph sketching. In *ICLR*, 2023.
- Kaiwen Dong, Zhichun Guo, and Nitesh V. Chawla. Pure message passing can estimate common neighbor for link prediction. arXiv:2309.00976, 2023.
- William L. Hamilton, Rex Ying, and Jure Leskovec. Inductive representation learning on large graphs. In *NeurIPS*, 2017.
- Xiangnan He, Kuan Deng, Xiang Wang, Yan Li, Yongdong Zhang, and Meng Wang. Lightgcn: Simplifying and powering graph convolution network for recommendation. In *SigIR*, 2020.
- Weihua Hu, Matthias Fey, Marinka Zitnik, Yuxiao Dong, Hongyu Ren, Bowen Liu, Michele Catasta, and Jure Leskovec. Open graph benchmark: Datasets for machine learning on graphs. In *NeurIPS*, 2020.
- Thomas N. Kipf and Max Welling. Variational graph auto-encoders. In *CoRR*, 2016.
- Haitao Mao, Juanhui Li, Harry Shomer, Bingheng Li, Wenqi Fan, Yao Ma, Tong Zhao, Neil Shah, and Jiliang Tang. Revisiting link prediction: a data perspective. In *ICLR*, 2024.

- Adam Paszke, Sam Gross, Francisco Massa, Adam Lerer, James Bradbury, Gregory Chanan, Trevor Killeen, Zeming Lin, Natalia Gimelshein, Luca Antiga, Alban Desmaison, Andreas Kopf, Edward Yang, Zachary DeVito, Martin Raison, Alykhan Tejani, Sasank Chilamkurthy, Benoit Steiner, Lu Fang, Junjie Bai, and Soumith Chintala. Pytorch: An imperative style, high-performance deep learning library. In *NeurIPS*, 2019.
- E. Amiri Souri, Roman Laddach, S. N. Karagiannis, Lazaros G. Papageorgiou, and Sophia Tsoka. Novel drug-target interactions via link prediction and network embedding. *BMC*, 2022.
- Petar Veličković, Guillem Cucurull, Arantxa Casanova, Adriana Romero, Pietro Liò, and Yoshua Bengio. Graph attention networks. In *NeurIPS*, 2018.
- Minjie Wang, Da Zheng, Zihao Ye, Quan Gan, Mufei Li, Xiang Song, Jinjing Zhou, Chao Ma, Lingfan Yu, Yu Gai, Tianjun Xiao, Tong He, George Karypis, Jinyang Li, and Zheng Zhang. Deep graph library: towards efficient and scalable deep learning on graphs. In *ICLR Workshop on Representation Learning on Graphs and Manifolds*, 2019.
- Xiyuan Wang, HaoTong Yang, and Muhan Zhang. Neural common neighbor with completion for link prediction. In *ICLR*, 2024.
- Yuxin Wang, Xiannian Hu, Quan Gan, Xuanjing Huang, Xipeng Qiu<sup>1</sup>, and David Wipf. Efficient link prediction via gnn layers induced by negative sampling. arxiv:2310.09516, 2023.
- Felix Wu, Tianyi Zhang, Amauri Holanda de Souza Jr., Christopher Fifty, Tao Yu, and Kilian Q. Weinberger. Simplifying graph convolutional networks. In *ICML*, 2019.
- Keyulu Xu, Weihua Hu, Jure Leskovec, and Stefanie Jegelka. How powerful are graph neural networks? In *ICLR*, 2019.
- Seongjun Yun, Seoyoon Kim, Junhyun Lee, Jaewoo Kang, and Hyunwoo J. Kim. Neo-gnns: Neighborhood overlap-aware graph neural networks for link prediction. In *NeurIPS*, 2021.
- Juzheng Zhang, Lanning Wei, Zhen Xu, and Quanming Yao. Heuristic learning with graph neural networks: A unified framework for link prediction. In *KDD*, 2024.
- Muhan Zhang and Yixin Chen. Link prediction based on graph neural networks. In *NeurIPS*, 2018.
- Muhan Zhang and Yixin Chen. Inductive matrix completion based on graph neural networks. In *ICLR*, 2020.
- Muhan Zhang, Pan Li, Yinglong Xia, Kai Wang, and Long Jin. Labeling trick: A theory of using graph neural networks for multi-node representation learning. In *NeurIPS*, 2021.
- Tao Zhou, Linyuan Lü, and Yi-Cheng Zhang. Predicting missing links via local information. *Predicting missing links via local information*, 2009.
- Zhaocheng Zhu, Zuobai Zhang, Louis-Pascal Xhonneux, and Jian Tang. Neural bellman-ford networks: A general graph neural network framework for link prediction. In *NeurIPS*, 2021a.
- Zhaocheng Zhu, Zuobai Zhang, Louis-Pascal A. C. Xhonneux, and Jian Tang. Neural bellman-ford networks: A general graph neural network framework for link prediction. In *NeurIPS*, 2021b.



## A EXPERIMENT SETTING

	Collab	PPA	DDI	Citation2
#Nodes	235,868	576,289	4,267	2,927,963
#Edges	1,285,465	30,326,273	1,334,889	30,561,187
Splits	fixed	fixed	fixed	fixed
Average degree	5.45	52.62	312.84	10.44

Table 4: Statistics of the datasets used in the experiments.

**Dataset statistics** The statistics for each dataset are presented in Table 4. We utilize the official split and evaluator provided by OGB. Specifically, we adhere to the common practice of using validation edges as input during the evaluation on the test set.

**Computing infrastructure** We use dgl (Wang et al., 2019) and pytorch (Paszke et al., 2019) as the framework of our model. All experiments are done on Nvidia 4090 GPUs.

**Model hyperparameters** We tune the hyperparameters using a standard grid search approach, selecting those that maximize validation performance. For the best hyperparameter settings, please refer to the accompanying code.

**Training process** We set the upper bound for training epochs to 500, significantly higher than previous settings, as we observed that performance continues to improve on certain datasets up to this limit. This extended training duration is feasible due to the relatively high training speed of GAE. All results are computed from runs conducted with 3 different random seeds.

## B COMPLEXITY ANALYSE

For the preprocessing procedure, GAE and NCN only need to pass through the MPNN, while SEAL does not require any preprocessing. BUDDY, on the other hand, must pass through a simplified MPNN and compute hashing sketches. In the inference procedure, GAE only needs to perform a dot product; SEAL must extract a subgraph for each link and then run MPNN on it. BUDDY needs to calculate a series of structural features using hashing sketches in addition to performing the dot product. Finally, NCN must pool the embeddings of the common neighbors before performing the dot product.