

VQA²: Visual Question Answering for Video Quality Assessment

Ziheng Jia^{1♡}, Zicheng Zhang^{1♡}, Jiaying Qian¹,
Haoning Wu², Wei Sun¹, Chunyi Li¹, Xiaohong Liu¹, Weisi Lin², Guangtao Zhai¹, Xiongkuo Min^{1◇}
¹Shanghai Jiaotong University, ²Nanyang Technological University

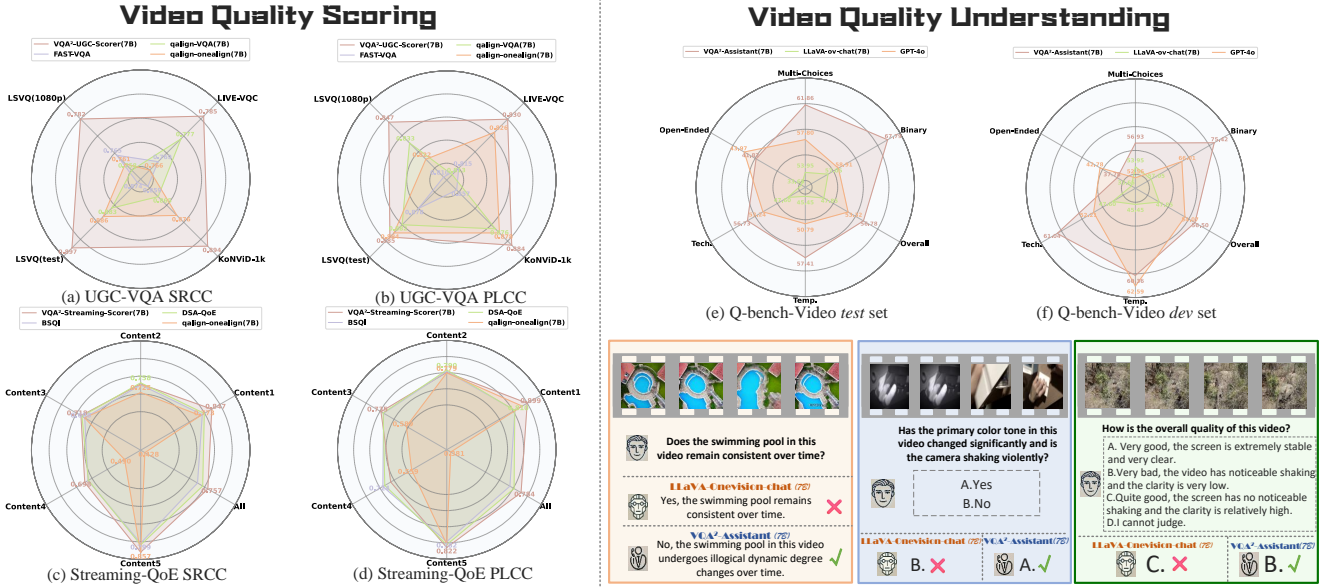


Figure 1. The performance of the **VQA² series models** on video quality scoring and video quality understanding tasks. To highlight performance differences, each dimension in all the radar charts is normalized using different ranges based on the specific data characteristics.

Abstract

The advent and proliferation of large multi-modal models (LMMs) have introduced new paradigms to video-related computer vision fields, including training and inference methods based on visual question answering (VQA). Video Quality Assessment (VQA), a classic field in low-level visual quality evaluation, originally focused on quantitative video quality scoring. However, driven by advances in LMMs, it is now evolving towards more comprehensive visual quality understanding tasks. Recent works in the image domain have proved that visual question answering can significantly improve low-level visual evaluation. Nevertheless, related work is almost nonexistent in the video domain, leaving substantial room for improvement. To address this gap, we introduce the **VQA² Instruction Dataset**—the first **visual question answering** instruction dataset entirely focuses on **video quality assessment**—and, based on it, we propose the **VQA² series models**. The **VQA² Instruction Dataset** consists of 3 stages and covers various video types,

containing 157,735 instruction question-answer pairs, including manually annotated and synthetic data. We conduct extensive experiments on video quality scoring and understanding tasks. Results demonstrate that the **VQA² series models** achieve state-of-the-art (SOTA) performance in quality scoring tasks, and their performance in visual quality question answering surpasses the renowned GPT-4o. Additionally, our final model, the **VQA²-Assistant**, performs well across both scoring and question-answering tasks, validating its versatility.

1. Introduction

With the advent and rise of large language models (LLMs) and large multi-modal models (LMMs) [1, 14, 33, 63], the field of computer vision related to videos has entered a new era. Visual Question Answering (VQA) [2], serving as a crucial tool for modality alignment, is widely employed in both the training and testing stages. The paradigm of instruction tuning [33] using multi-modal instruction datasets, which encompass vast amounts of high-quality data, has significantly enhanced the performance of video LMMs in

♡Equal contribution. ◇Corresponding author.

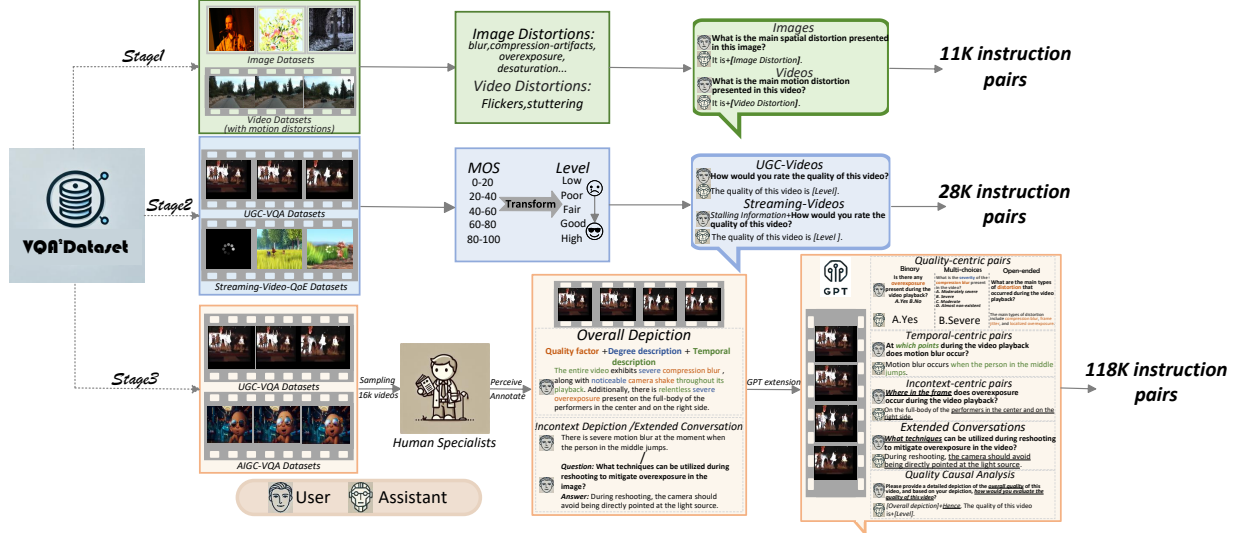


Figure 2. Data construction pipeline. The VQA^2 Instruction Dataset contains nearly 158K instruction Q&A pairs, with Stage-1 (11K) and Stage-2 (28K) directly sourced from existing datasets. The Stage-3 (118K) is annotated by human experts and then refined and expanded through GPT.

high-level visual tasks such as video understanding [30, 67] and video temporal analysis[25]. However, unlike high-level tasks that are closely related to video semantics information, low-level visual tasks that are more pertinent to video quality attributes (*flicker*, *blur*, *stalling*, *etc*) have not become the primary focus of research in these large models. Low-level Video Quality Assessment (VQA) aims to enhance models’ ability to perceive and evaluate low-level visual signals in videos, improve the accuracy of quantitative video quality scoring, and provide more precise and nuanced quality understanding and analysis. This task holds broad application potential: quantitative scoring predictions can be widely utilized in streaming video transmission processes [23], serving as effective feedback. Additionally, understanding and analyzing local visual quality can be applied in the image/video generation domain as effective guidance for refining local generation details [27].

Unfortunately, the majority of video quality assessment models focus solely on quantitative video quality scoring [36], entirely lacking the capability to understand and analyze quality details, which results in significant deficiencies in model versatility. Moreover, models equipped with low-level visual quality understanding and analysis capabilities almost exclusively apply to the image domain [66], lacking effective perception abilities for video-specific temporal and motion quality attributes. To address the gap above, we construct the VQA^2 instruction dataset—the first large-scale instruction dataset dedicated to video quality assessment based on visual question answering and develop the VQA^2 series models based on this dataset.

Our dataset construction and training methodology are designed to simultaneously enhance the model’s capabilities in precise quantitative quality scoring and nuance qual-

ity understanding while striving to maintain its versatility. This approach ensures that the final model possesses both robust quantitative scoring and quality understanding capabilities. The dataset construction is divided into three stages:

- *Stage-1: Pre-training data subset centered on distortion recognition* We design two types of distortion recognition—spatial distortion recognition and motion distortion recognition—utilizing annotated data in various datasets. The objective is to establish the model’s foundational perception capabilities of different quality attributes.
- *Stage-2: Instruction tuning subset centered on video quality scoring* We utilize the mean opinion score (MOS) from various existing datasets and transform quantitative scoring into the quality level, Which is more compatible with the training of generative language models [40].
- *Stage-3: Instruction tuning subset for video quality understanding* In Stage-3, we utilize high-quality and diversified data that has been expanded through GPT-4 following human expert annotation to finetune the trained models in the first two stages. Our human annotations are centered on quality attributes, providing comprehensive depictions of video quality.

Our core contributions are as follows: **1)** We construct the *first visual-question-answering-based instruction-tuning dataset for video quality assessment* - the VQA^2 Instruction Dataset. Our dataset encompasses 3 stages and includes over 150,000 instruction pairs, covering a diverse range of video types such as user-generated content (UGC) videos, streaming videos, and artificial intelligence-generated content (AIGC) videos. This ensures both data adequacy and diversity. **2)** We design a complete training strategy and construct the VQA^2 series models, including

the *VQA²-Scorers* and the *VQA²-Assistant*. The *VQA²-Scorers* achieves state-of-the-art (*SOTA*) performance in multiple video quality scoring tasks. Meanwhile, the *VQA²-Assistant* excels in video quality understanding tasks, outperforming the proprietary *GPT-4o* on relevant benchmark tests. Additionally, it maintains robust performance in quality scoring tasks, thereby demonstrating the model’s functional versatility.

2. Related Works

2.1. Video Quality Assessment

Classical (objective) video quality assessment tasks heavily rely on the MOS obtained from subjective experiments. These tasks include UGC-videos quality scoring and streaming videos Quality of Experience (QoE) prediction. UGC-videos quality scoring task involves datasets like [16, 18, 39, 43, 48, 59], which contain various authentic or synthetic distortions. Streaming video QoE evaluation datasets include the Waterloo-oSQoE series [7–10] and the LIVE-NFLX series which [4, 5, 15], they mostly use simulated transmission distortions (such as stalling and bitrate switching) as the main types of distortion.

With the widespread application of LMMs in low-level vision, video quality assessment tasks are no longer confined to scoring tasks. There is boosting demand for quality understanding and analysis of spatial and temporal in-context quality attributes. Accordingly, the requirements for the functional versatility of evaluation models have expanded, shifting from assessing a single video type to multiple video types.

Classic video quality assessment models can be broadly divided into knowledge-driven and data-driven approaches. Knowledge-driven VQA models [7, 11, 37, 38, 42, 46, 47] rely on carefully designed features to evaluate video quality. In contrast, data-driven VQA models [3, 21, 24, 28, 32, 34, 44, 45, 49, 50, 52, 59, 64] primarily employ deep neural networks (DNNs) to extract features sensitive to video quality. With the application of LMMs, recent work has achieved higher performance. For example, Q-Align [54] attains high precision and generalizability in video scoring by normalizing and weighted-summing the occurrence probabilities of different quality levels.

However, these models possess only the capability to score the overall quality of videos but almost entirely lack the ability of video quality understanding and analysis, with no capabilities to provide reasonable responses to diverse question formats. Our proposed *VQA² series models* can perform precise video quality scoring while exhibiting strong capabilities in video quality understanding and question answering, marking new progress in enhancing model functional versatility.

Table 1. Source datasets, sampling information and statistic summary of the *VQA² Instruction Dataset*

Stages	Data Types	Source Dataset	Original Size / Sampled Size	Instruction Pairs Size
Stage-1	images	KonIQ-10k	10,073 / 3,693	7,174
		KADID-10k	10,125 / 3,481	
	UGC-videos	LIVE-Qualcomm	208 / 34	5,211
	LSVQ (train)	28056 / 30		
Stage-2	UGC-videos	LSVQ (train)	28,056 / 28,056	28,056
	Streaming-videos	Waterloo-I	180 / 180	
		Waterloo-III	450 / 450	
		LIVE-NFLX-II	420 / 420	
Stage-3	UGC-videos	LSVQ (train)	28,056 / 13,007	110,232
		LSVQ (1080p)	3,573 / 998	
		LIVE-VQC	585 / 497	
	AIGC-videos	VideoFeedback (train)	3,700 / 998	
Overall	Sampled Images: 7,174 / Sampled UGC videos: 29,186			157,735
	Sampled Streaming videos: 1,050 / Sampled AIGC videos: 998			

2.2. Low-level Visual Question Answering

In the field of low-level visual question answering for images, recent research has made significant advances. Q-Bench [65] is the first image-centered visual question-answering-based benchmark for evaluating multi-modal foundation models on low-level vision tasks. Q-Instruct [55] has substantially enhanced large models’ capabilities in understanding the low-level visual quality of images by constructing a large and diverse instruction dataset through human annotation. DepictQA [60] leverages large multi-modal models to provide detailed, language-driven evaluations that outperform traditional score-based methods. AesExpert [20] builds expert-level aesthetic foundational models by assembling a rich corpus of aesthetic critique datasets. Co-Instruct [56] has significantly improved large models’ ability to analyze the quality of multiple visual stimuli by creating instruction datasets and benchmarks based on multi-image comparisons.

However, for videos, there is currently no work that employs low-level visual question-answering methods to train models with video quality assessment and understanding capabilities. Our work is the first to enhance video quality assessment capabilities by utilizing low-level visual question answering.

3. The *VQA² Instruction Dataset*

As the foundation of our work, we propose the *VQA² Instruction Dataset*. The dataset is composed of three stages: *Stage-1* is used for pretraining, while *Stages-2* and *Stages-3* focus on improving the model’s capabilities in video quality scoring and video quality understanding, respectively. The data construction pipeline is shown in Fig. 2.

3.1. Videos Preparations

To ensure the diversity of video content in the instruction data, the videos collected for the *VQA² Instruction Dataset* are sourced from various image/video datasets [5, 7, 9, 16, 17, 19, 31, 43, 59], providing diverse visual content and a wide range of quality variations. We sample varying numbers of images or videos from each dataset and

determine the sampling proportion of different quality levels according to the original distribution of quality in each dataset. This approach is chosen because almost all source datasets exhibit a normal distribution of quality, and uniform sampling fails to capture a sufficient number of videos across all quality levels. More importantly, we believe that videos with moderate quality levels contain both positive and negative quality attributes, making them more valuable for annotation compared to videos with high or low quality levels. The sampling information and the statistic information of our dataset are presented in Tab. 1.

3.2. Distortion-recognition Based Pretraining Set

Many classic multimodal models [29, 33, 41, 58] follow the well-established pretraining-finetuning paradigm. Since we believe that distortion is central to low-level quality assessment, the accurate perception and analysis of distortion types are fundamental to achieving high performance on such tasks, we design *VQA² instruction dataset Stage-1*, a distortion-recognition-centered instruction set, to serve as the model’s pretraining instruction set. Our distortion recognition design includes both spatial and motion distortions. For spatial distortion recognition, we sample 7,174 images from the KonIQ-10K [19] and KADID-10K [31] datasets. Using the distortion type annotations from [62], we identified 11 different types of spatial distortions: “compression artifact”, “spatial blur”, “motion blur”, “noise”, “overexposure”, “underexposure”, “low contrast”, “high contrast”, “oversaturation”, “desaturation” and “block effect”. For motion distortion recognition, we focus on the most common distortion—“flickers (camera shake)” and “stuttering”. We use 34 videos with flicker distortion from the LIVE-Qualcomm [16] dataset and 30 videos featured with stuttering distortion in the LSVQ training part and extend them by extracting temporal and spatial clips, yielding 5,211 video clips primarily containing motion distortions.

3.3. Instruction Set for Quality Scoring

Scoring the overall video quality has always been a key focus of video quality assessment tasks. Additionally, an accurate assessment of overall video quality forms the foundation for understanding and analyzing local quality factors within the video. To this end, we design the *VQA² instruction dataset Stage-2*: a finetuning subset primarily aimed at scoring the overall video quality. We used the training part of [59] as the video source for the UGC video quality scoring task, and [5, 7, 9] as the video sources for the streaming video QoE scoring task. To ensure the subjective experimental data from each dataset is on the same scale, we normalize the subjective MOS scores to a range of 0–100. After scaling, we transform the video quality into five quality levels: “High”, “Good”, “Fair”, “Poor” and “Low”, with each level representing a 20-point interval. This approach minimizes the impact of inconsistent quality distributions

across datasets. The format of the instruction pair for UGC videos in the dataset is as follows:

USER: <Video> + How would you evaluate the quality of this video?

ASSISTANT: The quality of this video is [Level].

For the streaming video datasets, since rebuffering and stalling are the major distortion types, we added temporal stalling information in the instruction set. We design two formats for presenting the temporal stalling information. The first format simply uses a “0/1” sequence to directly indicate stalling for each video frame. In the second format, the stalling information is summarized as follows: *the total number of stalling events, the duration of each stalling event, the proportion of stalling events duration to the total video length, the initial buffering time, and the time elapsed between the end of the last stalling event and the end of the playback*. The format of the instruction pair for streaming videos is as follows:

USER: <Video> + Stalling Information + How would you evaluate the quality of this video?

ASSISTANT: The quality of this video is [Level].

3.4. Instruction Set for Quality Understanding

The primary part of the dataset is *VQA² instruction dataset Stage-3*: the first comprehensive instruction dataset for low-level video visual quality understanding and question-answering. We selected 14005 videos from the training part of LSVQ and LSVQ (1080p) [59], 498 videos from the LIVQ-VQC [43], and 998 videos from the AIGC video dataset Videofeedback [17]. Our instruction set focuses on low-level visual quality question-answering for videos, while also involving a small number of instruction data related to video aesthetic assessment (VAA) and AIGC video quality analysis. For constructing the question-answer (Q&A) pairs, we adopt the method of extending human expert annotations using *GPT*.

Human annotation process The human annotation process for each video is divided into two parts. First, we require a comprehensive overall quality depiction. Following this, we request a brief local in-context quality depiction or an extended conversation.

Our design of overall quality depiction centers on **quality attributes**. Each complete depiction includes several quality attributes, and the depiction of each quality attribute is presented with the following three elements: *Temporal Description*+*Degree*+*Quality Attribute*. For example, consider the following depiction: “*The entire video exhibits severe compression blur, along with noticeable camera shake throughout its playback. Additionally, there is relentless serious overexposure present on the full body of the performers in the center and on the right side.*” In this depiction, the quality attributes are “**compression blur**”,

“camera shake”, and “overexposure”. The degree descriptions for them are “severe”, “noticeable” and “serious” respectively, and their temporal descriptions are “the entire video”, “throughout its playback” and “relentless”. This design highlights the key point that the viewer evaluates the overall video quality by starting with specific and salient quality attributes. The depiction contains a substantial amount of temporal information, thus effectively enhancing the model’s ability to answer questions about the overall or in-context temporal quality of videos. To reduce the annotation burden and fully leverage the value of medium-quality videos, we instruct annotators to select quality attributes for overall depiction based on the transformed video quality levels. For videos of medium quality, we instruct annotators to identify a more comprehensive set of quality attributes, including both positive and negative aspects. The supplementary materials provide more detailed sets for annotation experiments.

In addition, to expand the instruction set’s scale, we require annotators to provide a brief quality depiction containing in-context temporal or spatial content. If such a depiction is difficult to find, it can be replaced with extended conversations, which can include a broader range of content, such as designing a Q&A pair inquiring about on possible causes of certain distortions, or suggesting feasible solutions to enhance quality or eliminate distortions. The examples of the in-context depictions/extended conversations can still be found in Fig. 2. These context depictions and extended conversations will also be rewritten by *GPT*.

GPT extension The majority of our Q&A pairs are generated by using *GPT* to rewrite the annotated overall depictions, in-context depictions, and extended conversations. For each overall depiction, we instruct *GPT* to extract the relevant information and reformulate it into three quality-related Q&A pairs: a binary-choice single-answer question, a multiple-choice single-answer question, and an open-ended question. For in-context depictions and extended conversations, the *GPT* simply rewrites them to the format of formal Q&A pairs. with their meaning unchanged.

Quality Causal Analysis For the annotated overall depictions mentioned before, to fully utilize the information during training, we manually rewrite them into the form of quality causal analysis Q&A pairs, with the specific format: *USER: <Video> + Please provide a detailed depiction of the overall quality of this video, and based on your depiction, how would you evaluate the quality of this video?* *ASSISTANT: Overall Depiction+ Hence, the quality of this video is [Level].*

4. The VQA² Series Model

We propose the *VQA² series model* and a unique training pipeline. The structure of the model is illustrated in Fig. 3.

4.1. Model Structure

Base Model We selected *LLaVA-OneVision-Chat-7B* [26] as the foundation of our model architecture. The foundation model has achieved excellent performance on multiple high-level visual question-answering benchmarks [13, 35] and demonstrates outstanding capabilities in video semantic understanding and reasoning. The architecture includes a vision tower constructed from the SigLIP [61], which is used to extract token information from keyframe sequences; a vision projector composed of fully connected layers for feature mapping; and the Qwen-2 model [57] and its tokenizer serving as the LLM and text embedding layers.

Motion Extractor and Motion Projector We observe that many video LMMs designed for high-level video visual question answering can achieve excellent performance by only inputting keyframe sequences extracted at low sampling rates (*1 frame per second, etc.*) [6, 26, 58]. We think this is because temporal information in videos is highly redundant for high-level VQA tasks focused on video content analysis. The semantic content between adjacent keyframes is highly consistent, and changes and connections in video semantics over longer periods can be adequately represented through keyframe sequences.

However, this redundancy is almost nonexistent in some cases. For example, video stuttering or shaking occurring within a short time can significantly degrade a video’s low-level visual quality, and such distortion is closely related to the content presented in adjacent frames. Therefore, keyframe sequences extracted at longer intervals will completely miss this distortion. Additionally, processes like video compression and decoding are closely associated with low-level visual quality and are tightly related to the temporal information between densely extracted frames. In summary, we believe that a video motion feature extraction module that processes adjacent frames from densely input video frames should be incorporated into the base model.

We select the SlowFast-R50 model [12] for video motion feature extraction, inputting the entire video after spatial preprocess. To ensure that the length of the motion feature token sequence aligns with the total duration of the video, we use only the fast path features as the extracted motion features. Subsequently, we employ a spatial projector identical in structure to the vision projector to map the motion tokens, ensuring their dimensions are consistent with the spatial tokens and language tokens.

4.2. Distortion-recognition Based Pretraining

We first pre-train the model excluding the LLM using the instruction subset data from *Stage-1*. When training with the spatial distortion instruction subset, we freeze the LLM, the motion extractor, and the motion projector, training only the vision tower and the vision projector. Conversely, when training with the motion distortion instruction subset, we

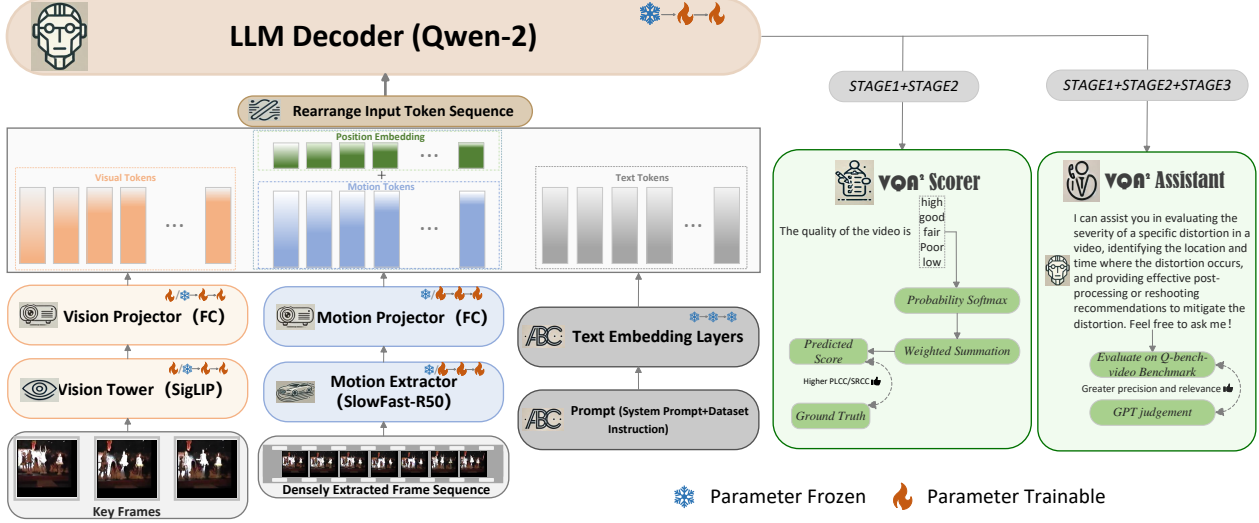


Figure 3. The model structure and training strategy. The model is based on the vanilla *LLaVA-OneVision-Chat* and *SlowFast-R50* models. The training approach across the three stages is separated by “→”. Specifically, in the first stage, “f” denotes the training strategy used during the “image data pretraining / video data pretraining”.

freeze the LLM, the vision tower, and the vision projector, training only the motion extractor and the motion projector. This is because we think the pretraining tasks are relatively simple and have a single output format. Unfreezing all parts of the model for training could easily lead to severe overfitting, thereby affecting the subsequent fine-tuning process. During training, the keyframe sequences and motion feature sequences are input in an interleaved manner.

4.3. The VQA^2 -Scorers and the VQA^2 -Assistant

The VQA^2 -Scorers model family consists of the VQA^2 -UGC-Scorer and the VQA^2 -Streaming-Scorer, which are used to score the quality of UGC videos and streaming videos, respectively. To ensure optimal performance on specialized tasks, the VQA^2 -UGC-Scorer is trained on the instruction subset from the UGC videos data portion of *Stage-2* upon the pre-trained model. Subsequently, the VQA^2 -Streaming-Scorer is further trained on the instruction set from the streaming videos data portion of *Stage-2*. At this stage, all training involves full-parameter-tuning with all model parameters unfrozen.

The VQA^2 -Assistant is designed to master more nuanced video quality understanding tasks and efficient low-level visual question-answering while still handling the capabilities for precise quality scoring. Building upon the VQA^2 -UGC-Scorer, this model also undergoes full-parameter-tuning using the data from the *Stage-3* instruction subset.

The loss function for all three training stages adopts the standard generation loss used in text generation tasks, such as GPT-loss [40].

5. Experiments

We conduct comprehensive experiments on video quality scoring and understanding tasks to validate the performance

of our model family. Additionally, we perform detailed ablation studies to analyze the impact of various attributes.

5.1. Experimental Setups

Training Strategies We strictly follow the training hyperparameters provided in project *LLaVA-OneVision*. All *Scorers* and *Assistant* models are trained for only one complete epoch on their respective training data.

Prompt Design A system prompt is added before all instructions in the instruction set and before being input into the model for training. We design the system prompt to be identical across all stages.

In the evaluation stage, we employ specially designed evaluation prompts. For the video quality scoring tasks, to thoroughly verify the model’s end-to-end output performance, we do not provide any time information about the test video in the test prompt. For evaluation of the video quality understanding task, we add some temporal information to the evaluation prompt, including the number of sampled keyframes, the total number of frames, and the number of frames sampled per second. The specific prompt formats are presented in the supplementary materials.

5.2. Evaluation on Quality Scoring Tasks

We evaluate the quantitative scoring capabilities of VQA^2 -UGC-Scorer and VQA^2 -Assistant on three open-source UGC-VQA datasets [18, 43, 59]. We also assess the scoring ability of VQA -Streaming-Scorer on the largest streaming-VQA dataset, the Waterloo-IV [10]. We select some vanilla LLMs and our base model (with vanilla *LLaVA-ov-chat*

https://github.com/LLaVA-VL/LLaVA-NeXT/blob/main/docs/LLaVA_OneVision_Chat.md

Table 2. Performance on UGC videos quality scoring (SRCC \uparrow / PLCC \uparrow) tasks. In all results, the best result is denoted in **bold**, the second-best result is underlined, and the third-best result is displayed in *italic* font.

Dataset Scale	Large-scale		Medium / Small-scale	
<i>n</i> videos for test	2,575	7,182	88	1,200
Models (publication/size of LLM)	LSVQ(1080p)	LSVQ(test)	LIVE-VQC	KoNViD-1k
<i>Classic Methods</i>				
Fast-VQA (ECCV,2022) [51]	0.765 / 0.810	0.874 / 0.878	0.769 / 0.815	0.859 / 0.857
Minimalistic-VQA (TPAMI,2024) [45]	0.769 / 0.818	0.880 / 0.872	0.765 / 0.812	0.859 / 0.861
Dover (ICCV,2023) [53]	0.787 / 0.828	0.888 / <u>0.886</u>	0.771 / 0.819	<u>0.890</u> / 0.883
Modular-VQA (CVPR,2024) [50]	0.791 / 0.844	0.894 / 0.891	0.783 / 0.825	0.878 / 0.884
<i>LMMs (wo tuning)</i>				
mPLUG-Owl-2 (7B) [58]	0.398 / 0.422	0.422 / 0.434	0.450 / 0.459	0.532 / 0.532
LlaVA-v1.5 (7B) [33]	0.341 / 0.355	0.441 / 0.412	0.242 / 0.302	0.435 / 0.419
q-align (ICML,2024) [54]				
IQa (7B)	0.764 / 0.842	0.729 / 0.733	0.724 / 0.772	0.797 / 0.780
VQA (7B)	0.758 / 0.833	0.883 / 0.882	<u>0.777</u> / 0.813	0.865 / 0.876
onealign (7B)	0.761 / 0.822	0.886 / 0.884	0.766 / 0.826	0.876 / 0.878
q-instruct (CVPR,2024) [55]				
mPLUG-Owl-2 (7B)	0.602 / 0.580	0.644 / 0.640	0.660 / 0.673	0.492 / 0.520
LlaVA-v1.5 (7B)	0.571 / 0.562	0.610 / 0.578	0.685 / 0.616	0.664 / 0.577
VQA ²				
base (7B)	0.527 / 0.609	0.658 / 0.638	0.665 / 0.751	0.692 / 0.691
UGC-scorer (7B)	0.782 / 0.847	0.897 / 0.885	0.785 / 0.830	0.894 / 0.884
Assistant (7B)	0.760 / 0.819	0.882 / 0.856	0.776 / 0.823	0.883 / 0.844

Table 3. Performance on Streaming videos QoE assessment (SRCC \uparrow / PLCC \uparrow) tasks. *Content 1-5* refers to the 5 unique video content types included in the Waterloo-IV dataset: *game*, *documentary*, *movie*, *nature*, and *sports*, each comprising 270 videos. *All* refers to the entire dataset, totaling 1,350 videos. In all results, the best result is denoted in **bold**, and the second-best result is underlined.

Evaluation Dataset	Waterloo-IV					
Models (publication/size of LLM)	content1	content2	content3	content4	content5	All
<i>Classic Models</i>						
SQI (JSTSP,2016) [7]	0.773 / 0.789	0.750 / 0.761	0.678 / 0.702	0.643 / 0.615	0.758 / 0.781	0.665 / 0.673
BSQI (ACM-TOMM,2023) [11]	0.785 / 0.811	0.751 / <u>0.785</u>	0.698 / 0.720	0.681 / 0.724	0.799 / 0.782	0.703 / 0.720
DSA-QoE (TCSVT,2024) [21]	0.798 / 0.810	0.758 / 0.790	0.713 / 0.722	0.679 / 0.713	0.810 / 0.803	0.730 / 0.744
<i>LMMs (wo tuning)</i>						
mPLUG-Owl-2 (7B)	-0.435 / -0.590	0.626 / 0.713	0.410 / 0.471	-0.024 / -0.047	0.697 / 0.702	0.075 / 0.132
LlaVA-v1.5 (7B)	0.543 / 0.450	0.547 / 0.613	0.446 / 0.462	0.382 / 0.417	0.754 / 0.806	0.332 / 0.375
q-align						
IQa	0.675 / 0.768	0.659 / 0.692	0.492 / 0.430	<u>0.691</u> / 0.709	0.801 / 0.805	0.357 / 0.306
VQA	<u>0.802</u> / 0.853	0.678 / 0.760	0.562 / 0.695	0.664 / 0.626	0.782 / <u>0.816</u>	0.460 / 0.495
onealign	0.773 / <u>0.863</u>	0.725 / 0.779	0.699 / 0.589	0.490 / 0.559	0.857 / 0.799	0.428 / 0.381
VQA ²						
base (7B)	0.323 / 0.365	0.673 / 0.692	0.493 / 0.430	0.385 / 0.417	0.742 / 0.763	0.373 / 0.369
Streaming-scorer (7B)	0.847 / 0.899	<u>0.754</u> / 0.781	0.718 / 0.735	0.698 / 0.679	<u>0.855</u> / 0.822	0.757 / 0.784

(7B) and *SlowFast-R50* for reference, and we choose several recent *SOTA* UGC/Streaming-VQA models for comparison. Tab. 2 and 3 present the performance of our models and the comparison models on UGC/Streaming-VQA tasks, respectively.

We used the *Pearson Linear Correlation Coefficient* (PLCC) and the *Spearman Rank Correlation Coefficient* (SRCC) as evaluation metrics. Apart from the *q-align-IQA*, *q-align-onealign*, *q-instruct*, and the *VQA²-Assistant* which have specific training sets and the training-free method *SQI*, all models in both tasks are trained or optimized on the same datasets (LSVQ (train) for UGC-VQA/ Waterloo-I, Waterloo-III, and LIVE-NFLX-II for Streaming-VQA). Specifically, for the UGC-VQA, because *Stage-3* involves videos from the LIVE-VQC and LSVQ(1080p), we remove these videos to avoid overlap in all experiments. Leaving 88 videos out of 585 videos in LIVE-VQC and 2575 videos

Table 4. Evaluation results on the *test* subset of the Q-bench-video. The best performance is marked in **bold** and the second performance is underlined. For each dimension (column) of the result, we used **red** font to indicate the percentage improvement of the trained model compared to the base model.

Sub-categories	Question Types			Quality Concerns			Overall \uparrow
LMMs (size of LLM)	Binary \uparrow	Multi. \uparrow	Open \uparrow	Tech. \uparrow	Temp. \uparrow	other \uparrow	
<i>Open-source Image LMMs</i>							
mPLUG-Owl-2 (7B)	57.72%	42.61%	32.39%	41.99%	46.46%	44.79%	43.99%
LlaVA-v1.5 (13B) [33]	58.39%	50.17%	39.78%	46.31%	48.32%	54.01%	49.23%
<i>Open-source Video LMMs</i>							
mPLUG-Owl3 (7B) [58]	58.05%	57.73%	38.99%	53.04%	<u>51.68%</u>	51.34%	51.27%
LlaVA-ov-chat (7B) [26]	57.05%	53.95%	33.65%	47.60%	45.45%	51.07%	47.85%
InternVL-Chat (7B) [6]	<u>65.77%</u>	55.33%	34.43%	47.04%	50.34%	57.75%	51.43%
VILA1.5 (7B) [22]	58.05%	45.36%	37.26%	45.99%	45.96%	49.33%	46.69%
LlaVA-Next-Video (7B) [63]	65.10%	50.17%	38.21%	48.80%	48.15%	55.75%	50.88%
<i>GPT-Series [1]</i>							
GPT-4V	58.25%	50.17%	44.62%	51.38%	47.79%	51.61%	50.89%
GPT-4o-mini	50.17%	45.99%	37.34%	44.98%	46.60%	33.85%	44.33%
GPT-4o	58.91%	57.80%	<u>43.97%</u>	53.24%	50.79%	56.92%	<u>53.32%</u>
VQA ²							
base (7B)	52.86%	53.31%	34.65%	46.68%	46.77%	50.13%	46.61%
Assistant (7B)	67.79% $\uparrow 4.93\%$	61.86% $\uparrow 8.55\%$	41.82% $\uparrow 7.17\%$	56.73% $\uparrow 10.05\%$	57.41% $\uparrow 10.64\%$	51.34% $\uparrow 1.21\%$	56.78% $\uparrow 10.17\%$

Table 5. Evaluation results on the *dev* subset of the Q-bench-video. The best performance is marked in **bold** and the second performance is underlined. For each dimension (column) of the result, we used **red** font to indicate the percentage improvement of the trained model compared to the base model.

Sub-categories	Question Types			Quality Concerns			Overall \uparrow
LMMs (size of LLM)	Binary \uparrow	Multi. \uparrow	Open \uparrow	Tech. \uparrow	Temp. \uparrow	other \uparrow	
<i>Open-source Image LMMs</i>							
mPLUG-Owl-2 (7B)	61.79%	37.35%	33.39%	42.67%	51.94%	45.66%	44.27%
LlaVA-v1.5 (13B)	63.79%	46.99%	36.31%	49.33%	45.58%	48.51%	49.34%
<i>Open-source Video LMMs</i>							
mPLUG-Owl3 (7B)	59.14%	57.23%	38.50%	52.00%	54.77%	51.76%	52.21%
LlaVA-ov-chat (7B)	60.47%	53.01%	32.85%	49.42%	52.12%	<u>50.81%</u>	49.39%
InternVL-Chat (7B)	<u>70.43%</u>	49.70%	33.39%	50.25%	51.41%	49.59%	51.65%
VILA1.5 (7B)	58.05%	45.36%	37.26%	45.99%	45.96%	49.33%	46.69%
LlaVA-Next-Video (7B)	69.77%	44.58%	33.39%	49.08%	49.65%	50.00%	49.56%
<i>GPT-Series</i>							
GPT-4V	64.78%	51.20%	43.43%	<u>55.25%</u>	56.18%	50.00%	53.36%
GPT-4o-mini	54.49%	43.98%	38.87%	45.58%	54.42%	47.15%	45.92%
GPT-4o	66.01%	52.56%	<u>42.78%</u>	52.21%	62.59%	50.28%	<u>54.07%</u>
VQA ²							
base (7B)	55.78%	45.43%	31.48%	45.25%	50.73%	44.69%	44.62%
Assistant (7B)	75.42% $\uparrow 19.64\%$	56.93% $\uparrow 11.80\%$	37.78% $\uparrow 6.30\%$	61.04% $\uparrow 15.79\%$	<u>60.36%</u> $\uparrow 6.63\%$	46.87% $\uparrow 2.18\%$	56.50% $\uparrow 11.88\%$

out of 3573 videos in LSVQ(1080p) for evaluation.

Experimental results demonstrate that the *UGC-Scorer* and *Streaming-Scorer* achieve *SOTA* performance across most datasets and metrics, and ranked within the top three in all datasets and metrics. Although the *Assistant* slightly lags behind the *UGC-Scorer* in performance, it also delivers relatively strong scoring results. This confirms that the *Assistant*, primarily designed for video quality understanding and question answering, can still effectively handle precise scoring tasks, showcasing its versatility.

5.3. Evaluation on Quality Understanding Tasks

We evaluate the capabilities of the *VQA²-Assistant* on video quality understanding tasks using the **Q-Bench-Video** [65]. It contains 1,800 videos and 2,378 multi-type questions. This evaluation encompasses the model’s answer accuracy

Table 6. Comparison of *UGC-Scorer* performance with and without the *Stage-1*, the better performance will be highlighted with gray background.

Experiment Types Model	Intra-dataset		Cross-dataset	
	LIVE-VQC	LSVQ(1080p)	LIVE-VQC	KoNViD-1k
wo-stage1	0.825 / 0.857	0.751 / 0.812	0.877 / 0.865	0.884 / 0.880
w-stage1	0.828 / 0.858	0.782 / 0.847	0.897 / 0.885	0.894 / 0.884

Table 7. Comparison of models performance with and without the motion features extractor, the better performance will be highlighted with gray background.

Task Types Version	UGC-Scorer		Assistant		
	LIVE-VQC	KoNViD-1k	Tech.↑	Temp.↑	Overall↑
wo-Motion	0.828 / 0.858	0.873 / 0.865	58.17%	55.85%	54.30%
w-Motion	0.785 / 0.830	0.894 / 0.884	61.04%	60.36%	56.50%

Table 8. Comparison of *UGC-Scorer* performance with different data mixture strategies, the better performance will be highlighted with gray background.

Version	LIVE-VQC	LSVQ(1080p)	LSVQ(test)	KoNViD-1k
mix	0.789 / 0.836	0.761 / 0.831	0.883 / 0.873	0.895 / 0.892
sequential	0.776 / 0.823	0.760 / 0.819	0.882 / 0.856	0.883 / 0.844

Table 9. Comparison of the *Assistant* performance on the *text set* of Q-bench-video with different data mixture strategies, the better performance will be highlighted with gray background.

Version	Question Types			Quality Concerns			Overall↑
	Binary↑	Multi↑	Open↑	Tech.↑	Temp.↑	other↑	
mix	65.44%	57.04%	39.78%	56.25%	54.55%	47.19%	53.75%
sequential	67.79%	61.86%	41.82 %	56.73%	57.41%	51.34 %	56.78%

and relevance across three question types: binary yes/no questions (*Binary*), multiple-choice (single answer) questions (*Multi.*), and open-ended questions (*Open*). These questions also span three quality concerns dimensions: video technical quality aspect (*Tech.*), video temporal aspect (*Temp.*), and other categories (*Other.*) (including AIGC and aesthetics, etc.). The model’s responses are evaluated using *GPT* using the same methods in Q-Bench-Video for open-ended questions. Specifically, since our training does not include data related to multi-video analysis, we exclude the question involving multi-video (564 out of 2378). We select a series of high-performing open-source video LMMs, as well as proprietary *GPT series* for comparison. All models are evaluated using the same prompt. Except for the *GPT series*, we set the greedy search scheme for generation for all the models, ensuring the results are reproducible. The final accuracy of all models on the *test* and *dev* sets of the Q-Bench-Video are presented in Tab. 4 and 5.

Experimental results indicate that the trained model outperforms the base model across all sub-dimensions. In terms of question types, the *Assistant* achieves the most significant improvement on binary questions, surpassing the base model by 19.64% and *GPT-4o* by 8.88% on the *test* set; it also shows notable gains on what/how questions. As for quality concerns, the *Assistant* achieves substantial improvements in the *Tech.* and *Temp.* dimensions, exceeding the base model by 10.05% and 10.64% in each on the *test* set. Ultimately, the *Assistant* outperformed *GPT-4o* in overall scores on both the *test* and *dev* subsets.

5.4. Ablation Study

We conduct several ablation studies and provide corresponding analyses.

#1: Effects of Pre-training We remove the *Stage-1* and directly train the *UGC-Scorer* using the data from *Stage-2*. The performance of the resulting models, compared to the fully trained model, is shown in Tab. 6. Experimental results indicate that the pretraining *stage-1* plays a crucial role throughout the training process.

#2: Effects of Motion Feature Extraction We remove the motion feature extractor and motion feature projector from the model, then follow the same training steps to obtain the *Scorer* and *Assistant* models. The models’ performance on KonVID-1k and LIVE-VQC, as well as their scores on the *Tech.* and *Temp.* quality concerns, and the overall score in the Q-Bench-Video *test* subset, are presented in Tab. 7. Experimental results show that motion feature extraction plays a significant role in all tasks, especially the *Temp.* dimension.

#3: Effects of Mix Training During the training of the *VQA²-Assistant*, we alternatively combine the data from *Stage-2* and *Stage-3* by randomly mixing them for training. This training version is denoted as *mix*. Correspondingly, the original training method is denoted as *sequential*. We compare the performance of both the *mix* and *sequential* versions of the model on the UGC-VQA task and the test set of Q-Bench-Video, with the results recorded in Tab. 8 and 9, respectively.

The model trained with the *mix* strategy shows further improvement in scoring in several datasets, suggesting that, beyond directly answering video quality-level questions, incorporating detailed quality understanding instructions still contributes to quantitative scoring. However, the *mix* version experiences a notable decline in quality question-answering tasks. We attribute this to the scoring-related instructions in *stage-2*, which typically have a relatively simple focus and format. This impedes the model from handling diverse question types effectively.

6. Conclusion

We introduce the *VQA² Instruction Dataset*, the first dataset ever dedicated to video quality assessment through visual question answering, alongside our *VQA²-series-models* (include *VQA²-Scorers* and *VQA²-Assistant*) built on this dataset. The dataset spans three stages and includes 157,735 instruction pairs from diverse video types. Through extensive experiments on video quality scoring and quality understanding tasks, our models achieved *SOTA* results in video quality scoring and outperformed *GPT-4o* in visual quality question answering. The *VQA²-Assistant*, performs well on both quality scoring and understanding tasks, thus fulfilling the demand for model versatility.

References

- [1] Josh Achiam, Steven Adler, Sandhini Agarwal, Lama Ahmad, Ilge Akkaya, Florencia Leoni Aleman, Diogo Almeida, Janko Altmenschmidt, Sam Altman, Shyamal Anadkat, et al. Gpt-4 technical report. *arXiv preprint arXiv:2303.08774*, 2023. 1, 7
- [2] Stanislaw Antol, Aishwarya Agrawal, Jiasen Lu, Margaret Mitchell, Dhruv Batra, C Lawrence Zitnick, and Devi Parikh. Vqa: Visual question answering. In *Proceedings of the IEEE international conference on computer vision*, pages 2425–2433, 2015. 1
- [3] Christos G Bampis and Alan C Bovik. Feature-based prediction of streaming video qoe: Distortions, stalling and memory. *Signal Processing: Image Communication*, 68:218–228, 2018. 3
- [4] Christos George Bampis, Zhi Li, Anush Krishna Moorthy, Ioannis Katsavounidis, Anne Aaron, and Alan Conrad Bovik. Study of temporal effects on subjective video quality of experience. *IEEE Transactions on Image Processing*, 26(11):5217–5231, 2017. 3
- [5] Christos G Bampis, Zhi Li, Ioannis Katsavounidis, Te-Yuan Huang, Chaitanya Ekanadham, and Alan C Bovik. Towards perceptually optimized adaptive video streaming-a realistic quality of experience database. *IEEE Transactions on Image Processing*, 30:5182–5197, 2021. 3, 4
- [6] Zhe Chen, Weiyun Wang, Hao Tian, Shenglong Ye, Zhangwei Gao, Erfei Cui, Wenwen Tong, Kongzhi Hu, Jiapeng Luo, Zheng Ma, et al. How far are we to gpt-4v? closing the gap to commercial multimodal models with open-source suites. *arXiv preprint arXiv:2404.16821*, 2024. 5, 7
- [7] Zhengfang Duanmu, Kai Zeng, Kede Ma, Abdul Rehman, and Zhou Wang. A quality-of-experience index for streaming video. *IEEE Journal of Selected Topics in Signal Processing*, 11(1):154–166, 2016. 3, 4, 7
- [8] Zhengfang Duanmu, Kede Ma, and Zhou Wang. Quality-of-experience of adaptive video streaming: Exploring the space of adaptations. In *Proceedings of the 25th ACM international conference on Multimedia*, pages 1752–1760, 2017.
- [9] Zhengfang Duanmu, Abdul Rehman, and Zhou Wang. A quality-of-experience database for adaptive video streaming. *IEEE Transactions on Broadcasting*, 64(2):474–487, 2018. 3, 4
- [10] Zhengfang Duanmu, Wentao Liu, Zhuoran Li, Diqi Chen, Zhou Wang, Yizhou Wang, and Wen Gao. The waterloo streaming quality-of-experience database-iv. *IEEE Data-port*, 2020. 3, 6
- [11] Zhengfang Duanmu, Wentao Liu, Diqi Chen, Zhuoran Li, Zhou Wang, Yizhou Wang, and Wen Gao. A bayesian quality-of-experience model for adaptive streaming videos. *ACM Transactions on Multimedia Computing, Communications and Applications*, 18(3s):1–24, 2023. 3, 7
- [12] Christoph Feichtenhofer, Haoqi Fan, Jitendra Malik, and Kaiming He. Slowfast networks for video recognition. In *Proceedings of the IEEE/CVF international conference on computer vision*, pages 6202–6211, 2019. 5
- [13] Chaoyou Fu, Yuhan Dai, Yondong Luo, Lei Li, Shuhuai Ren, Renrui Zhang, Zihan Wang, Chenyu Zhou, Yunhang Shen, Mengdan Zhang, et al. Video-mme: The first-ever comprehensive evaluation benchmark of multi-modal llms in video analysis. *arXiv preprint arXiv:2405.21075*, 2024. 5
- [14] Peng Gao, Jiaming Han, Renrui Zhang, Ziyi Lin, Shijie Geng, Aojun Zhou, Wei Zhang, Pan Lu, Conghui He, Xiangyu Yue, et al. Llama-adapter v2: Parameter-efficient visual instruction model. *arXiv preprint arXiv:2304.15010*, 2023. 1
- [15] Deepti Ghadiyaram, Janice Pan, and Alan C Bovik. A subjective and objective study of stalling events in mobile streaming videos. *IEEE Transactions on Circuits and Systems for Video Technology*, 29(1):183–197, 2017. 3
- [16] Deepti Ghadiyaram, Janice Pan, Alan C Bovik, Anush Krishna Moorthy, Prasanjit Panda, and Kai-Chieh Yang. In-capture mobile video distortions: A study of subjective behavior and objective algorithms. *IEEE Transactions on Circuits and Systems for Video Technology*, 28(9):2061–2077, 2017. 3, 4
- [17] Xuan He, Dongfu Jiang, Ge Zhang, Max Ku, Achint Soni, Sherman Siu, Haonan Chen, Abhranil Chandra, Ziyang Jiang, Aaran Arulraj, et al. Videoscore: Building automatic metrics to simulate fine-grained human feedback for video generation. *arXiv e-prints*, pages arXiv–2406, 2024. 3, 4
- [18] Vlad Hosu, Franz Hahn, Mohsen Jenadeleh, Hanhe Lin, Hui Men, Tamás Szirányi, Shujun Li, and Dietmar Saupe. The konstanzt natural video database (konvid-1k). In *2017 Ninth international conference on quality of multimedia experience (QoMEX)*, pages 1–6. IEEE, 2017. 3, 6
- [19] Vlad Hosu, Hanhe Lin, Tamas Sziranyi, and Dietmar Saupe. Konvi-10k: An ecologically valid database for deep learning of blind image quality assessment. *IEEE Transactions on Image Processing*, 29:4041–4056, 2020. 3, 4
- [20] Yipo Huang, Xiangfei Sheng, Zhichao Yang, Quan Yuan, Zhichao Duan, Pengfei Chen, Leida Li, Weisi Lin, and Guangming Shi. Aesexpert: Towards multi-modality foundation model for image aesthetics perception. *arXiv preprint arXiv:2404.09624*, 2024. 3
- [21] Ziheng Jia, Xiongkuo Min, Wei Sun, and Guangtao Zhai. Continuous and overall quality of experience evaluation for streaming video based on rich features exploration and dual-stage attention. *IEEE Transactions on Circuits and Systems for Video Technology*, 2024. 3, 7
- [22] Junjie Ke, Keren Ye, Jiahui Yu, Yonghui Wu, Peyman Milanfar, and Feng Yang. Vila: Learning image aesthetics from user comments with vision-language pretraining. In *Proceedings of the IEEE/CVF Conference on Computer Vision and Pattern Recognition*, pages 10041–10051, 2023. 7
- [23] Jonathan Kua, Grenville Armitage, and Philip Branch. A survey of rate adaptation techniques for dynamic adaptive streaming over http. *IEEE Communications Surveys & Tutorials*, 19(3):1842–1866, 2017. 2
- [24] Bowen Li, Weixia Zhang, Meng Tian, Guangtao Zhai, and Xianpei Wang. Blindly assess quality of in-the-wild videos via quality-aware pre-training and motion perception. *IEEE Transactions on Circuits and Systems for Video Technology*, 32(9):5944–5958, 2022. 3
- [25] Bohao Li, Rui Wang, Guangzhi Wang, Yuying Ge, Yixiao Ge, and Ying Shan. Seed-bench: Benchmarking mul-

- timodal llms with generative comprehension. *arXiv preprint arXiv:2307.16125*, 2023. 2
- [26] Bo Li, Yuanhan Zhang, Dong Guo, Renrui Zhang, Feng Li, Hao Zhang, Kaichen Zhang, Yanwei Li, Ziwei Liu, and Chunyuan Li. Llava-onevision: Easy visual task transfer. *arXiv preprint arXiv:2408.03326*, 2024. 5, 7
- [27] Chunyi Li, Haoning Wu, Hongkun Hao, Zicheng Zhang, Tengchaun Kou, Chaofeng Chen, Lei Bai, Xiaohong Liu, Weisi Lin, and Guangtao Zhai. G-refine: A general quality refiner for text-to-image generation. *arXiv preprint arXiv:2404.18343*, 2024. 2
- [28] Dingquan Li, Tingting Jiang, and Ming Jiang. Quality assessment of in-the-wild videos. In *Proceedings of the 27th ACM international conference on multimedia*, pages 2351–2359, 2019. 3
- [29] Junnan Li, Dongxu Li, Silvio Savarese, and Steven Hoi. Blip-2: Bootstrapping language-image pre-training with frozen image encoders and large language models. In *International conference on machine learning*, pages 19730–19742. PMLR, 2023. 4
- [30] Kunchang Li, Yali Wang, Yinan He, Yizhuo Li, Yi Wang, Yi Liu, Zun Wang, Jilan Xu, Guo Chen, Ping Luo, et al. Mvbench: A comprehensive multi-modal video understanding benchmark. In *Proceedings of the IEEE/CVF Conference on Computer Vision and Pattern Recognition*, pages 22195–22206, 2024. 2
- [31] Hanhe Lin, Vlad Hosu, and Dietmar Saupe. Kadid-10k: A large-scale artificially distorted iqa database. In *2019 Eleventh International Conference on Quality of Multimedia Experience (QoMEX)*, pages 1–3. IEEE, 2019. 3, 4
- [32] Hongbo Liu, Mingda Wu, Kun Yuan, Ming Sun, Yansong Tang, Chuanchuan Zheng, Xing Wen, and Xiu Li. Ada-dqa: Adaptive diverse quality-aware feature acquisition for video quality assessment. In *Proceedings of the 31st ACM International Conference on Multimedia*, pages 6695–6704, 2023. 3
- [33] Haotian Liu, Chunyuan Li, Qingyang Wu, and Yong Jae Lee. Visual instruction tuning. *Advances in neural information processing systems*, 36, 2024. 1, 4, 7
- [34] Wentao Liu, Zhengfang Duanmu, and Zhou Wang. End-to-end blind quality assessment of compressed videos using deep neural networks. In *ACM Multimedia*, pages 546–554, 2018. 3
- [35] Shayne Longpre, Le Hou, Tu Vu, Albert Webson, Hyung Won Chung, Yi Tay, Denny Zhou, Quoc V Le, Barret Zoph, Jason Wei, et al. The flan collection: Designing data and methods for effective instruction tuning. In *International Conference on Machine Learning*, pages 22631–22648. PMLR, 2023. 5
- [36] Xiongkuo Min, Huiyu Duan, Wei Sun, Yucheng Zhu, and Guangtao Zhai. Perceptual video quality assessment: A survey. *Science China Information Sciences*, 67(11):211301, 2024. 2
- [37] Anish Mittal, Rajiv Soundararajan, and Alan C Bovik. Making a “completely blind” image quality analyzer. *IEEE Signal processing letters*, 20(3):209–212, 2012. 3
- [38] Anish Mittal, Michele A Saad, and Alan C Bovik. A completely blind video integrity oracle. *IEEE Transactions on Image Processing*, 25(1):289–300, 2015. 3
- [39] Mikko Nuutinen, Toni Virtanen, Mikko Vaahteranoksa, Tero Vuori, Pirkko Oittinen, and Jukka Häkkinen. Cvd2014—a database for evaluating no-reference video quality assessment algorithms. *IEEE Transactions on Image Processing*, 25(7):3073–3086, 2016. 3
- [40] Alec Radford, Jeffrey Wu, Rewon Child, David Luan, Dario Amodei, Ilya Sutskever, et al. Language models are unsupervised multitask learners. *OpenAI blog*, 1(8):9, 2019. 2, 6
- [41] Alec Radford, Jong Wook Kim, Chris Hallacy, Aditya Ramesh, Gabriel Goh, Sandhini Agarwal, Girish Sastry, Amanda Askell, Pamela Mishkin, Jack Clark, et al. Learning transferable visual models from natural language supervision. In *International conference on machine learning*, pages 8748–8763. PMLR, 2021. 4
- [42] Michele A Saad, Alan C Bovik, and Christophe Charrier. Blind prediction of natural video quality. *IEEE Transactions on image Processing*, 23(3):1352–1365, 2014. 3
- [43] Zeina Sinno and Alan Conrad Bovik. Large-scale study of perceptual video quality. *IEEE Transactions on Image Processing*, 28(2):612–627, 2018. 3, 4, 6
- [44] Wei Sun, Xiongkuo Min, Wei Lu, and Guangtao Zhai. A deep learning based no-reference quality assessment model for ugc videos. In *Proceedings of the 30th ACM International Conference on Multimedia*, pages 856–865, 2022. 3
- [45] Wei Sun, Wen Wen, Xiongkuo Min, Long Lan, Guangtao Zhai, and Kede Ma. Analysis of video quality datasets via design of minimalistic video quality models. *IEEE Transactions on Pattern Analysis and Machine Intelligence*, 2024. 3, 7
- [46] Zhengzhong Tu, Yilin Wang, Neil Birkbeck, Balu Adsumilli, and Alan C Bovik. Ugc-vqa: Benchmarking blind video quality assessment for user generated content. *IEEE Transactions on Image Processing*, 30:4449–4464, 2021. 3
- [47] Zhengzhong Tu, Xiangxu Yu, Yilin Wang, Neil Birkbeck, Balu Adsumilli, and Alan C Bovik. Rapique: Rapid and accurate video quality prediction of user generated content. *IEEE Open Journal of Signal Processing*, 2:425–440, 2021. 3
- [48] Yilin Wang, Sasi Inguva, and Balu Adsumilli. Youtube ugc dataset for video compression research. In *2019 IEEE 21st International Workshop on Multimedia Signal Processing (MMSp)*, pages 1–5. IEEE, 2019. 3
- [49] Yilin Wang, Junjie Ke, Hossein Talebi, Joong Gon Yim, Neil Birkbeck, Balu Adsumilli, Peyman Milanfar, and Feng Yang. Rich features for perceptual quality assessment of ugc videos. In *Proceedings of the IEEE/CVF Conference on Computer Vision and Pattern Recognition*, pages 13435–13444, 2021. 3
- [50] Wen Wen, Mu Li, Yabin Zhang, Yiting Liao, Junlin Li, Li Zhang, and Kede Ma. Modular blind video quality assessment. In *Proceedings of the IEEE/CVF Conference on Computer Vision and Pattern Recognition*, pages 2763–2772, 2024. 3, 7

- [51] Haoning Wu, Chaofeng Chen, Jingwen Hou, Liang Liao, Annan Wang, Wenxiu Sun, Qiong Yan, and Weisi Lin. Fast-vqa: Efficient end-to-end video quality assessment with fragment sampling. In *European conference on computer vision*, pages 538–554. Springer, 2022. 7
- [52] Haoning Wu, Chaofeng Chen, Liang Liao, Jingwen Hou, Wenxiu Sun, Qiong Yan, Jinwei Gu, and Weisi Lin. Neighbourhood representative sampling for efficient end-to-end video quality assessment. *IEEE Transactions on Pattern Analysis and Machine Intelligence*, 2023. 3
- [53] Haoning Wu, Erli Zhang, Liang Liao, Chaofeng Chen, Jingwen Hou, Annan Wang, Wenxiu Sun, Qiong Yan, and Weisi Lin. Exploring video quality assessment on user generated contents from aesthetic and technical perspectives. In *Proceedings of the IEEE/CVF International Conference on Computer Vision*, pages 20144–20154, 2023. 7
- [54] Haoning Wu, Zicheng Zhang, Weixia Zhang, Chaofeng Chen, Liang Liao, Chunyi Li, Yixuan Gao, Annan Wang, Erli Zhang, Wenxiu Sun, et al. Q-align: Teaching lmms for visual scoring via discrete text-defined levels. *arXiv preprint arXiv:2312.17090*, 2023. 3, 7
- [55] Haoning Wu, Zicheng Zhang, Erli Zhang, Chaofeng Chen, Liang Liao, Annan Wang, Kaixin Xu, Chunyi Li, Jingwen Hou, Guangtao Zhai, et al. Q-instruct: Improving low-level visual abilities for multi-modality foundation models. In *Proceedings of the IEEE/CVF Conference on Computer Vision and Pattern Recognition*, pages 25490–25500, 2024. 3, 7
- [56] Haoning Wu, Hanwei Zhu, Zicheng Zhang, Erli Zhang, Chaofeng Chen, Liang Liao, Chunyi Li, Annan Wang, Wenxiu Sun, Qiong Yan, et al. Towards open-ended visual quality comparison. *arXiv preprint arXiv:2402.16641*, 2024. 3
- [57] An Yang, Baosong Yang, Binyuan Hui, Bo Zheng, Bowen Yu, Chang Zhou, Chengpeng Li, Chengyuan Li, Dayiheng Liu, Fei Huang, et al. Qwen2 technical report. *arXiv preprint arXiv:2407.10671*, 2024. 5
- [58] Qinghao Ye, Haiyang Xu, Jiabo Ye, Ming Yan, Anwen Hu, Haowei Liu, Qi Qian, Ji Zhang, and Fei Huang. mplug-owl2: Revolutionizing multi-modal large language model with modality collaboration. In *Proceedings of the IEEE/CVF Conference on Computer Vision and Pattern Recognition*, pages 13040–13051, 2024. 4, 5, 7
- [59] Zhenqiang Ying, Maniratnam Mandal, Deepti Ghadiyaram, and Alan Bovik. Patch-vq: patching up the video quality problem. In *Proceedings of the IEEE/CVF conference on computer vision and pattern recognition*, pages 14019–14029, 2021. 3, 4, 6
- [60] Zhiyuan You, Zheyuan Li, Jinjin Gu, Zhenfei Yin, Tianfan Xue, and Chao Dong. Depicting beyond scores: Advancing image quality assessment through multi-modal language models. *arXiv preprint arXiv:2312.08962*, 2023. 3
- [61] Xiaohua Zhai, Basil Mustafa, Alexander Kolesnikov, and Lucas Beyer. Sigmoid loss for language image pre-training. In *Proceedings of the IEEE/CVF International Conference on Computer Vision*, pages 11975–11986, 2023. 5
- [62] Weixia Zhang, Guangtao Zhai, Ying Wei, Xiaokang Yang, and Kede Ma. Blind image quality assessment via vision-language correspondence: A multitask learning perspective. In *Proceedings of the IEEE/CVF conference on computer vision and pattern recognition*, pages 14071–14081, 2023. 4
- [63] Yuanhan Zhang, Jinming Wu, Wei Li, Bo Li, Zejun Ma, Ziwei Liu, and Chunyuan Li. Video instruction tuning with synthetic data. *arXiv preprint arXiv:2410.02713*, 2024. 1, 7
- [64] Zicheng Zhang, Wei Wu, Wei Sun, Danyang Tu, Wei Lu, Xiongkuo Min, Ying Chen, and Guangtao Zhai. Md-vqa: Multi-dimensional quality assessment for ugc live videos. In *Proceedings of the IEEE/CVF Conference on Computer Vision and Pattern Recognition*, pages 1746–1755, 2023. 3
- [65] Zicheng Zhang, Ziheng Jia, Haoning Wu, Chunyi Li, Zijian Chen, Yingjie Zhou, Wei Sun, Xiaohong Liu, Xiongkuo Min, Weisi Lin, et al. Q-bench-video: Benchmarking the video quality understanding of lmms. *arXiv preprint arXiv:2409.20063*, 2024. 3, 7
- [66] Zicheng Zhang, Yingjie Zhou, Chunyi Li, Baixuan Zhao, Xiaohong Liu, and Guangtao Zhai. Quality assessment in the era of large models: A survey. *arXiv preprint arXiv:2409.00031*, 2024. 2
- [67] Junjie Zhou, Yan Shu, Bo Zhao, Boya Wu, Shitao Xiao, Xi Yang, Yongping Xiong, Bo Zhang, Tiejun Huang, and Zheng Liu. Mlvu: A comprehensive benchmark for multi-task long video understanding. *arXiv preprint arXiv:2406.04264*, 2024. 2