

Identification and Inference in General Bunching Designs

Myunghyun Song *

This version: October 2024

Abstract

This paper develops a formal econometric framework and tools for the identification and inference of a structural parameter in general bunching designs. We present both point and partial identification results, which generalize previous approaches in the literature. The key assumption for point identification is the analyticity of the counterfactual density, which defines a broader class of distributions than many well-known parametric families. In the partial identification approach, the analyticity condition is relaxed and various shape restrictions can be incorporated, including those found in the literature. Both of our identification results account for observable heterogeneity in the model, which has previously been permitted only in limited ways. We provide a suite of counterfactual estimation and inference methods, termed the generalized polynomial strategy. Our method restores the merits of the original polynomial strategy proposed by [Chetty et al. \(2011\)](#) while addressing several weaknesses in the widespread practice. The efficacy of the proposed method is demonstrated compared to a version of the polynomial estimator in a series of Monte Carlo studies within the augmented isoelastic model. We revisit the data used in [Saez \(2010\)](#) and find substantially different results relative to those from the polynomial strategy.

*Department of Economics, Columbia University, ms6347@columbia.edu. I thank my advisor Sokbae (Simon) Lee for his gracious advice and continuous support throughout this project. I also thank Serena Ng, Jushan Bai, Bernard Salanié, Lihua Lei, Mikkel Plagborg-Møller, and Soonwoo Kwon for their helpful comments. Seminar participants at Columbia and the KBER Summer Institute at Seoul National University have provided invaluable feedback.

1 Introduction

The bunching method utilizes discontinuities in the incentive schedule to elicit behavioral responses from individuals. It is facilitated by a choice variable, also known as a running variable, manipulated by individuals to maximize their payoffs. Governments, or other authoritative entities, establish incentive schedules applied to these individuals, which change discretely at specific cutoffs based on the chosen running variable. Such policies create discontinuous incentives for the selection of the running variable, leading to noticeable bunching around these cutoffs – either as excessive or missing masses in the distribution. Initiated by [Saez \(2010\)](#), who observed bunching in the U.S. income tax system and used it to measure the elasticity of taxable income to tax rate changes, the bunching method has been further grounded in subsequent works ([Chetty et al., 2011](#); [Kleven and Waseem, 2013](#), and so forth). Since then, it has found widespread applications across various economic studies: e.g., for the study of the effects of minimum wages on employment ([Cengiz et al., 2019](#); [Derenoncourt and Montialoux, 2020](#)), the impact of tax base on tax evasion in developing countries ([Best et al., 2015](#)), the impact of taxation and fiscal stimulus in the U.K. housing market ([Best and Kleven, 2018](#)), the elasticity of intertemporal substitution for U.K. households ([Best et al., 2020](#)), regulatory costs faced by publicly listed firms ([Ewens et al., 2024](#)), and the detection of score/data manipulation around cutoffs ([Foremny et al., 2017](#); [Dee et al., 2019](#); [Ghanem et al., 2020](#)) among many others.

This paper develops a formal econometric framework and tools for identification and inference within the structural bunching design. Our focus is on the kink design, in which a concave payoff schedule exhibits kinks at specific cutoffs. Another commonly used bunching design, known as the notch design, applies to cases where the payoff schedule features jumps at these cutoffs, referred to as notches. A discussion on how incentive schedules exhibiting notches fare in our framework are deferred to the Appendix.

Building on the potential outcome framework similar to that of [Goff \(2022\)](#), we lay out a framework for bunching analysis with a single cutoff. Two dimensions of the counterfactual are considered, where the incentive schedule under either the pre-kink or post-kink policy is smoothly extended across the entire range. The counterfactual choices are defined as hypothetical choices an individual would make if subjected to either of these payoff schedules. These counterfactual choices are denoted by $Y^*(0)$ and $Y^*(1)$, respectively.

Identification in bunching designs hinges on two main ingredients: the counterfactual distribution of $Y^*(0)$ and the model’s prediction on $Y^*(1)$ given $Y^*(0)$ and exogenous characteristics, denoted by X . Our identification method requires less stringent restrictions on these ingredients than in existing methods. First, we establish the use of an analytic

class as a model of the counterfactual density for identification. Unlike many commonly used parametric models, our method does not assume an ex-ante finite-dimensional family of distributions. Instead, our semiparametric approach adopts an analytic model for the counterfactual density, approximated by increasing sieve spaces, and does not require specific prior information about the shape of the counterfactual distribution. This effectively balances two conflicting goals, allowing us to fit the observed distribution flexibly while identifying the unobserved counterfactual.

Second, we explicitly incorporate observable heterogeneity into the structural model. Previous approaches have only allowed for observed characteristics with a limited number of atoms. When such characteristics are continuously distributed or contain numerous atoms, they should be coarsened into a smaller number of categories, which may introduce aggregation biases. Moreover, heterogeneity analyses often necessitate partitioning of the sample according to these atoms, which likely leads to a loss of power. For instance, [Saez \(2010\)](#) divided the sample by the type of tax filers and adopted the average tax kink across different data periods. [Best et al. \(2020\)](#) employed a similar strategy to examine heterogeneity in measured elasticity of intertemporal substitution. Some continuous covariates are pooled into their respective quartile bins, along with sample splitting. While such aggregation may not significantly affect the main analytical results, it is acknowledged that it could lead to some power loss. We overcome these issues by leveraging our identification results. Our approach enables a more efficient and enriched use of data in models that include many covariates.

We also propose an approach to partial identification that incorporates prior information about the counterfactual distribution. This method is characterized by encapsulating all possible instances of counterfactual distribution between upper and lower envelope curves. This approach may be more suitable in situations where either the analyticity assumption is unreliable or the researcher lacks confidence in any single counterfactual scenario. This approach can accommodate various external information and shape restrictions used in existing approaches. For example, when applied to the isoelastic model, our method retrieves identical partial identification bounds to those found in [Blomquist et al. \(2021\)](#) and [Bertanha et al. \(2023\)](#).

The polynomial strategy, initially proposed by [Chetty et al. \(2011\)](#), is a widespread approach to estimating the unobserved counterfactual distribution. It proceeds by fitting a flexible polynomial to the observed distribution of the running variable excluding a small window around the cutoff. This window encompasses the diffuse bunching mass, which may have failed to precisely adjust their choice due to frictions. The fitted polynomial provides

the initial estimate of the counterfactual density inside the window.¹ Chetty et al. (2011) suggested using the difference between the observed mass and the estimated counterfactual mass within the window as the estimator for the excess bunching mass. The estimated excess bunching fraction \hat{B} , after being normalized by the estimated counterfactual density \hat{f} around the cutoff, identifies the local average treatment effect through the approximation $\hat{B}/\hat{f} \cong \hat{E}[Y^*(0) - Y^*(1)|Y^*(0) = K]$. The structural model then restricts the average policy response local to the cutoff as an implicit function of the structural parameter θ , represented by a function h such that $E[Y^*(0) - Y^*(1)|Y^*(0) = K] = h(\theta)$.

We highlight some methodological weaknesses in this traditional polynomial method and propose an alternative scheme, termed the generalized polynomial strategy. First, the conventional polynomial method works under the assumption that $Y^*(1)$ and $Y^*(0)$ have proportional counterfactual density functions above the cutoff. This assumption is usually unsupported by the common structural assumption that both counterfactual choices are correlated but have different geneses. We propose a counterfactual adjustment method accounting for this aspect, referred to as the counterfactual correction. Numerical evidence is provided to substantiate the consistency of the proposed method for counterfactual estimation, as demonstrated in theory.

The choice of the counterfactual adjustment method has significant implications in practice. Figure 1(b) illustrates the estimation results based on the U.S. tax records for married filers from Saez (2010), using tenth-degree polynomials. The solid red curve in the right panel represents the estimated counterfactual density using the proportional adjustment, while the solid blue curve shows the result of applying our counterfactual correction. Our method hinges on the structural assumption that $Y^*(0) = (0.84)^{-\theta}Y^*(1)$ where θ denotes the income elasticity. It proceeds by applying this transformation to all data to the right of the window,² in order to revert $Y^*(1)$ to $Y^*(0)$, and then fitting the polynomial excluding the data within the window. Applying this transformation creates a visibly distinct picture of the counterfactual density from that based on the proportional adjustment. Using each adjustment method, (\hat{B}, \hat{f}) are estimated approximately as $(1.29 \times 10^{-2}, 1.19 \times 10^{-4})$ for the proportional adjustment, and $(1.60 \times 10^{-2}, 1.07 \times 10^{-4})$ for the proposed method. Using the small-kink approximation, these estimates correspond to the income elasticities of $\hat{\theta} = 0.30$ and $\hat{\theta} = 0.41$ for the respective method.³ Based on Saez (2001), each of these estimates

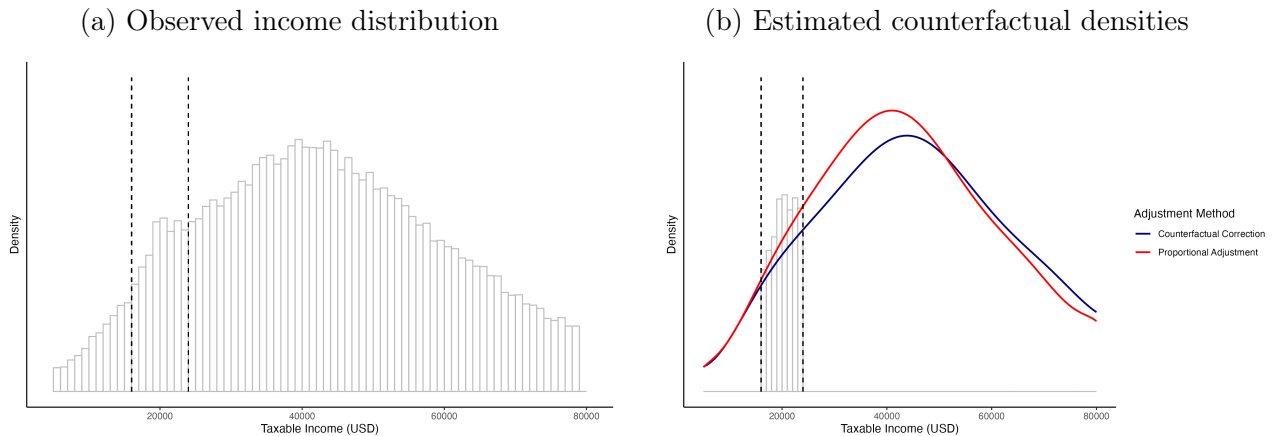
¹Chetty et al. (2011) requires an iterative procedure to ensure that the integral constraint holds for the estimated counterfactual density. If excess bunching is small, this iterative procedure has no major impacts.

²Our counterfactual correction method requires a hypothesized value of θ . To draw Figure 1(b), we used the value of $\theta = 0.4$, which is drawn from a preliminary analysis as a plausible value.

³Our estimates of θ remain stable across polynomial degrees ranging from 5 to 11, up to the second decimal point. However, the estimates based on the proportional adjustment exhibit much higher sensitivity, decreasing from 0.44 to 0.30 as the degree ranges from 7 to 10.

translates to the optimal top marginal tax rates of 0.63 and 0.55, respectively, with a common choice of the other parameters.⁴

Figure 1: **Illustration of adjustment methods.** The left panel displays the observed income distribution, and the right panel compares the estimated counterfactual densities, each based on the proposed counterfactual correction and the traditional proportional adjustment method. The domain is shifted upward by 20000 to avoid negative values of income. The two dashed lines in both panels demarcate the excluded window around the cutoff $K = 20000$. The bin width is set to 1000. Tenth-degree polynomials are used to fit the counterfactual distribution.



Secondly, the small kink approximation, $\hat{B}/\hat{f} \cong \hat{E}[Y^*(0) - Y^*(1)|Y^*(0) = K]$, upon which many existing approaches rest, reflects only the first-order term in an infinite moment expansion. This leads to a potentially significant bias from omitting higher-order terms. For instance, including a second-order term accounting for the slope of the counterfactual density in Figure 1(b) corrects the overstatement of $\hat{\theta}$ by approximately 10%. For consistent estimation and inference, it is necessary to account for the error from such an approximation, which does not vanish in large samples.

We suggest closing this gap by accounting for higher-order terms in the approximation. These higher-order terms are estimated as sample analogues of their respective closed-form formulas, which are derived from our results. This requires estimating products of higher-order derivatives of both the counterfactual density and the conditional moments of the predicted policy response. Our estimator circumvents the need for separately estimating these functions by formulating equivalent convex programs, which are solvable using simple numerical methods. We establish the statistical properties of our estimator, drawing on the theory of polynomial sieve estimation and the approximation of analytic functions.

⁴See footnote 13 for details.

Turning to the bunching inference problem, we address the testing of the pointwise null hypothesis $H_0 : \theta_0 = \theta$. Based on our point identification result, we propose a t-test for a scalar parameter. To address multiple parameters, a Wald-type test can be constructed using additional bunching moments generated from extra covariates. A valid confidence set can then be constructed by inverting these tests. We address the approximation bias with bias-aware critical values that account for the maximum potential bias. Conditions for appropriate order of approximating polynomials are provided to guarantee the asymptotic validity of both the estimation and inference.

We assess the efficacy of the proposed method compared to a version of the polynomial estimator through a series of simulation studies. The findings from these studies suggest that our method maintains good control over the test size and exhibits sufficient powers. The relevance of our method to the real-world dataset is demonstrated in an empirical application to the U.S. tax records data used in [Saez \(2010\)](#).

The rest of the paper is organized as follows: Section 2 outlines an econometric framework for bunching designs. The general requirements for the data and structural models are discussed. In Section 3, we present our main results on point and partial identification. Section 4 proposes a method for inference on the structural parameter, building on the results from Section 3. Finally, in Sections 5 and 6, we demonstrate the proposed method through a series of Monte Carlo experiments and an empirical application. Section 7 concludes.

1.1 Notation

The n -dimensional Euclidean space is denoted by \mathbb{R}^n , equipped with the standard Euclidean norm $\|x\| = \sqrt{x'x}$, where x' denotes the transpose of $x \in \mathbb{R}^n$. When applied to a matrix A , $\|A\| := \sup_{\|x\|=1} \|Ax\|$ denotes the spectral matrix norm. We denote by A^- the pseudo-inverse of a square matrix A . For a function $f : U \rightarrow \mathbb{R}$, $U \subseteq \mathbb{R}^n$, its mixed partial of order $\alpha = (\alpha_1, \alpha_2, \dots, \alpha_n)$ is denoted by $D_{x_1}^{\alpha_1} D_{x_2}^{\alpha_2} \dots D_{x_n}^{\alpha_n} f = \frac{\partial^{|\alpha|} f}{\partial x_1^{\alpha_1} \partial x_2^{\alpha_2} \dots \partial x_n^{\alpha_n}}$, where $|\alpha| = \sum_{j=1}^n \alpha_j$.

We denote (Ω, \mathcal{F}) as the underlying measurable space, and P as a probability measure on (Ω, \mathcal{F}) . We denote $E_P[\cdot]$ as the expectation measured with respect to P . For a random variable $X : \Omega \rightarrow \mathbb{R}$, $F_X^{(P)}(x) = P(X \leq x)$ denotes the cumulative distribution function (CDF) of X . If $F_X^{(P)}$ is absolutely continuous, we denote $f_X^{(P)}(x) = \frac{d}{dx} F_X^{(P)}(x)$ as its probability density function (PDF). Likewise, we denote $F_{X|Y}^{(P)}(x, y)$ as the conditional CDF of X given $Y = y$ and $f_{X|Y}^{(P)}(x, y)$ as the corresponding conditional PDF. For each $\tau \in (0, 1)$, we define $\text{Quantile}_X^{(P)}(\tau) = \inf\{x \in \mathbb{R} : F_X^{(P)}(x) \geq \tau\}$ and $\text{Quantile}_{X|Y}^{(P)}(\tau, y) = \inf\{x \in \mathbb{R} : F_{X|Y}^{(P)}(x|y) \geq \tau\}$ as the unconditional and conditional τ quantiles of X given $Y = y$, respectively. We suppress P in the subscript or superscript of these functions when no confusion likely arises.

For sequences of nonnegative real numbers $(a_n)_{n \in \mathbb{N}}$ and $(b_n)_{n \in \mathbb{N}}$, we write $a_n = O(b_n)$ or $a_n \lesssim b_n$ if there exists an absolute constant $C > 0$ independent of n such that $a_n \leq Cb_n$ for all $n \in \mathbb{N}$. If $a_n/b_n \rightarrow 0$, we denote $a_n = o(b_n)$ or $a_n \ll b_n$. We adopt the convention that $0/0 = 0$. If both $a_n = O(b_n)$ and $b_n = O(a_n)$, we write $a_n \asymp b_n$. For a sequence of random variables $(X_n)_{n \in \mathbb{N}}$ and a random variable X , we write $X_n \xrightarrow{P} X$ if X_n converges in probability to X , and $X_n \Rightarrow X$ if the law of X_n weakly converges to that of X . Let $(Y_n)_{n \in \mathbb{N}}$ be another sequence of random variables. We write $X_n = O_P(Y_n)$ or $X_n \lesssim_P Y_n$ if $(|Y_n^{-1}X_n|)_{n \in \mathbb{N}}$ is uniformly tight, and $X_n = o_P(Y_n)$ if $|Y_n^{-1}X_n| \xrightarrow{P} 0$. These definitions apply to sequences of random matrices as well with $|\cdot|$ replaced by $\|\cdot\|$. The indicator function is denoted by $\mathbb{1}\{\cdot\}$, which assumes the value 1 if the statement inside the bracket is true and the value 0 otherwise. Finally, $(1 - \alpha)$ quantile of the chi-squared distribution with q degrees of freedom is denoted by $\chi_q^2(1 - \alpha)$.

2 Econometric Framework

This section introduces the theoretical framework for the analysis of data exhibiting bunching. We propose general conditions for structural equations to generate bunching in the data. We first present the isoelastic model of income choice as an illustrative example. We then expand on this model by formulating the notion of counterfactual choices. Regularity conditions required for bunching analysis are provided and discussed together. Additionally, we allow for the spread of bunching within our framework drawing on a commonly held assumption. The main focus of the main text is on the kink bunching design. An extension to the notch design can be found in the Appendix.

2.1 Isoelastic Model

The isoelastic model refers to a model of consumption and income choices made by individuals, where the preferences are represented by the isoelastic utility function given by

$$U(c, y, \eta_i, \theta_0) := c - \frac{\eta_i}{1 + 1/\theta_0} \left(\frac{y}{\eta_i} \right)^{1+1/\theta_0}.$$

Here, $\eta_i > 0$ represents an unobserved preference heterogeneity specific to unit i and $\theta_0 > 0$ is the structural parameter representing the taxable income elasticity to changes in net-of-tax rates. In the isoelastic model, each i is assumed to select a bundle (C_i^*, Y_i^*) that maximizes their utility subject to the income tax schedule specified by the government. Here, we focus on the piecewise linear income tax schedule that can be found across many countries including

the U.S.

A piecewise linear tax system exhibits several tax brackets that are differentiated by multiple cutoffs where the marginal tax rates change discretely. As demonstrated in [Bertanha et al. \(2023\)](#), there is no loss of generality in assuming that there is a single cutoff, denoted by K , which divides the prekink and the postkink brackets. They demonstrated that the bunching method can be applied to each of the cutoffs surrounded by adjacent brackets. The identified set can then be refined by intersecting the identified values across all cutoffs.

The payoff and the budget constraint faced by unit i in this setup can be written as

$$\begin{aligned} (C_i^*, Y_i^*) &= \arg \max_{c > 0, y > 0} U(c, y, \eta_i, \theta_0) \\ \text{s.t. } c &= A_0(y) \mathbb{1}\{y \leq K\} + A_1(y) \mathbb{1}\{y > K\}. \end{aligned} \tag{1}$$

Here, $A_0(y)$ and $A_1(y)$ represent the linear after-tax income schedules based on the taxable income y , applied to the lower and upper tax brackets, respectively. Let us denote $\tau_0 < \tau_1$ as the constant marginal tax rates applied to these brackets and I as the after-tax income available at $y = K$. Then, we can write $A_d(y) = (1 - \tau_d)(y - K) + I$ for each $d \in \{0, 1\}$. This implies that the actual after-tax income schedule,

$$A(y) = (1 - \tau_0)(y - K) \mathbb{1}\{y \leq K\} + (1 - \tau_1)(y - K) \mathbb{1}\{y > K\} + I,$$

is a piecewise linear function in y with a kink of size $\tau_0 - \tau_1 < 0$ at K .

2.1.1 Counterfactual choices

For each $d \in \{0, 1\}$, we define the counterfactual choice $Y_i^*(d)$ as the potential income that unit i would have chosen if they had been subject to the linear tax schedule $c = A_d(y)$, extended across all y . Thus, the counterfactual choice $Y_i^*(d)$ can be considered the maximizer of the following counterfactual payoff function U_d :

$$Y_i^*(d) := \arg \max_{y > 0} U_d(y, \eta_i, \theta_0),$$

where U_d is given by

$$U_d(y, \eta_i, \theta) = (1 - \tau_d) \cdot (y - K) + I - \frac{\eta_i}{1 + 1/\theta_0} \left(\frac{y}{\eta_i} \right)^{1+1/\theta}.$$

Here, we have concentrated out c in the original payoff schedule by substituting the budget constraint $c = (1 - \tau_d)(y - K) + I$. This indirect payoff schedule enables us to focus on the

choice of income. By the first-order condition and the strict concavity of U_d , this implies the solution

$$Y_i^*(d) = (1 - \tau_d)^{\theta_0} \eta_i, \quad d \in \{0, 1\}.$$

2.1.2 Actual choice

Using the counterfactual payoff schedules defined above, we can formulate the actual income choice in (1) as the solution to the following unconstrained program:

$$Y_i^* = \arg \max_{y > 0} U(y, \eta_i, \theta_0),$$

where the actual payoff U under the piecewise linear schedule is given by

$$U(y, \eta_i, \theta_0) = U_0(y, \eta_i, \theta_0) \mathbb{1}\{y \leq K\} + U_1(y, \eta_i, \theta_0) \mathbb{1}\{y > K\}.$$

This compound payoff function reflects the fact that the actual tax policy exhibits a kink at K . Since $D_y U_0(y, \eta, \theta_0)|_{y=K} > D_y U_1(y, \eta, \theta_0)|_{y=K}$, the actual payoff also exhibits a negative kink at the cutoff:

$$D_y U_0(K, \eta, \theta_0) = D_y U(y, \eta, \theta_0)|_{y=K-} > D_y U(y, \eta, \theta_0)|_{y=K+} = D_y U_1(K, \eta, \theta_0).$$

Otherwise, the compound payoff function is strictly concave in y and smooth at all other points.

Following [Saez \(2010\)](#), the actual income choice can be solved as follows:

$$Y_i^* = \begin{cases} (1 - \tau_0)^{\theta_0} \eta_i & \text{if } \eta_i \in (0, \underline{\eta}) \\ K & \text{if } \eta_i \in [\underline{\eta}, \bar{\eta}] \\ (1 - \tau_1)^{\theta_0} \eta_i & \text{if } \eta_i \in (\bar{\eta}, \infty) \end{cases} \quad (2)$$

Here, the interval $[\underline{\eta}, \bar{\eta}]$ is given by $[K(1 - \tau_0)^{-\theta_0}, K(1 - \tau_1)^{-\theta_0}]$, which is a function of the unknown θ_0 and other known parameters. This interval is referred to as the bunching interval, as it characterizes the range of the bunching subpopulation.

2.2 Utility Model

We expand beyond the isoelastic model and explore bunching in a broader context. We consider a situation where two policies, indexed by 0 and 1, present smooth but distinctive incentive schedules to individuals. These are summarized by the counterfactual payoff schedules U_d ,

which represent the hypothetical utility that would result under policy $d \in \{0, 1\}$ and the choice of y . This involves smoothly extending each policy across the entire range, which may originally be defined only on one side of the cutoff.

The counterfactual choice $Y_i^*(d)$ is defined as the maximizer of U_d with respect to the running variable. We assume that there is a single running variable $Y \in \mathcal{Y}$ with the compact choice interval \mathcal{Y} . We consider a single cutoff K in the actual policy, contained in the interior of \mathcal{Y} . In the actual policy, the choice of Y determines the treatment under either policy: the incentive schedule for policy 0 is applied when $Y \leq K$, and the incentive schedule for policy 1 is applied otherwise. These policies are referred to as the pre-kink and post-kink policies, respectively.

We allow for observable heterogeneity in the counterfactual payoffs, denoted by a vector $X \in \mathcal{X} \subseteq \mathbb{R}^{d_x}$. This may include demographic features, non-labor income, and so forth. As before, $\eta \in \mathcal{H} \subseteq \mathbb{R}$ represents a scalar unobserved preference heterogeneity. The counterfactual payoff is then expressed as a function $U_d(y, x, \eta)$. Now, we make the following assumptions about the counterfactual payoffs.

Assumption 1. *For each $d \in \{0, 1\}$ and $(x, \eta) \in \mathcal{X} \times \mathcal{H}$, the counterfactual payoff $U_d(y, x, \eta)$ is a strictly concave function in $y \in \mathcal{Y}$. Moreover, it holds that*

$$U_0(y, x, \eta) - U_1(y, x, \eta) \begin{cases} \leq 0 & \text{if } y < K \\ = 0 & \text{if } y = K \\ \geq 0 & \text{if } y > K \end{cases} \quad (3)$$

for all $y \in \mathcal{Y}$ and $(x, \eta) \in \mathcal{X} \times \mathcal{H}$.

Condition (3) requires that those choosing $Y < K$ find the post-kink policy more beneficial than the pre-kink policy, and the converse is also true. Such situations can be commonly found in many progressive tax systems and regulatory policies.

Condition (3) can introduce bunching in general utility models. Assuming differentiability, Condition (3) implies that $D_y U_0(y, x, \eta)|_{y=K} \geq D_y U_1(y, x, \eta)|_{y=K}$. If the inequality is strict, the compound payoff schedule, defined as

$$U(y, x, \eta) = U_0(y, x, \eta) \mathbb{1}\{y \leq K\} + U_1(y, x, \eta) \mathbb{1}\{y > K\},$$

displays a negative kink at the cutoff. Consequently, the distribution of Y^* , the maximizer of the compound payoff function with respect to y , exhibits a positive mass at K if there is a

continuum of η such that

$$D_y U_1(y, x, \eta)|_{y=K} \leq 0 \leq D_y U_0(y, x, \eta)|_{y=K}.$$

Assumption 1 does not prohibit other choice variables than the running variable or constrained payoff maximization. For instance, if Y and Z are jointly treated as choice variables, we can restate the problem as a two-step maximization using backward induction. This allows us to focus on the choice of Y^* by treating $U(y, Z(y))$ as the payoff to be maximized, where $Z(y) = \arg\max_{z \in \mathcal{Z}} U(y, z)$. Binding constraints can also be integrated with the payoff schedule by the method of Lagrangian. The next proposition provides a simple connection between the actual and the counterfactual choices under Assumption 1.

Proposition 1. *Let Assumption 1 hold. Then, it holds*

$$Y_i^* = \begin{cases} Y_i^*(0) & \text{if } Y_i^*(0) < K \\ Y_i^*(1) & \text{if } Y_i^*(1) > K \\ K & \text{if } Y_i^*(1) \leq K \leq Y_i^*(0) \end{cases}.$$

The three events correspond to $\{Y_i^* < K\}$, $\{Y_i^* > K\}$, and $\{Y_i^* = K\}$, respectively. As a result, they are mutually exclusive and comprehensive.

Goff (2022, Lemma 1) derived the same relationship in the payoff maximization problem under piecewise smooth budget constraints. Proposition 1 offers two useful insights into the distribution of Y_i^* . First, the segments of Y_i^* to the left and right of the cutoff reveal the distributions of the pre-kink and post-kink counterfactual choices, respectively. Second, the bunching mass can be identified as the censored fraction from both counterfactual distributions.

2.3 Structural Equations

Let the structural equations be specified as follows:

$$Y_i^*(d) = m(d, X_i, \eta_i, \theta_0), \quad d \in \{0, 1\}. \quad (4)$$

The true structural parameter is denoted by $\theta_0 \in \Theta \subseteq \mathbb{R}^{d_\theta}$, which is assumed to be an interior point of Θ . We assume that there exists a utility model satisfying Assumption 1, from which the structural equations (4) can be derived. For that utility model to satisfy Condition (3),

the structural equations must satisfy

$$m(0, x, \eta, \theta) \leq K \implies m(1, x, \eta, \theta) \leq K, \quad \forall \theta \in \Theta. \quad (5)$$

Conversely, if Condition (5) is met, there exists a utility model rationalizing the given structural equations. Therefore, Conditions (3) and (5) are equivalent. To proceed with our analysis, we require the following assumptions about the structural model.

Assumption 2. *For each $d \in \{0, 1\}$, the following are true:*

- (i) *For all $x \in \mathcal{X}$ and $\theta \in \Theta$, $m(d, x, \eta, \theta)$ is strictly increasing in η .*
- (ii) *For all $\theta \in \Theta$, $(x, \eta) \mapsto m(d, x, \eta, \theta)$ and $(x, y) \mapsto m^{-1}(d, x, y, \theta)$ are both continuous, where $m^{-1}(d, x, y, \theta)$ denotes the inverse of $m(d, x, \eta, \theta)$ with respect to the η argument.*

Assumption 2(i) imposes that a single unobservable heterogeneity η_i determines the conditional quantile of i for both counterfactual choices given $X_i = x$. This assumption is standard in the literature on structural estimation (Matzkin, 2003; Blundell et al., 2017, etc). A similar rank invariance condition can be found in Chernozhukov and Hansen (2005) in the context of IV quantile estimation.

A sufficient condition for the utility model to satisfy Assumption 2(i) is the following: for each $d \in \{0, 1\}$ and $x \in \mathcal{X}$, $(y, \eta) \mapsto U_d(y, x, \eta)$ has single crossing differences in η .⁵ This condition is implied by a condition of increasing differences: $\partial^2 U_d(y, x, \eta) / \partial y \partial \eta \geq 0$ for each d and x . Assumption 2(ii) is a standard regularity assumption ensuring continuous responses of individuals.

An important implication of Assumption 2(i) for our analysis is the existence of the *reversion*, defined as

$$R(y, x, \theta) \equiv m(0, x, m^{-1}(1, y, x, \theta), \theta). \quad (6)$$

The reversion couples one counterfactual choice with the other through the relationship $Y_i^*(0) = R(Y_i^*(1), X_i, \theta)$ and $Y_i^*(1) = R^{-1}(Y_i^*(0), X_i, \theta)$, where $R^{-1}(y, x, \theta)$ denotes the inverse of $R(y, x, \theta)$ with respect to the y argument. This reflects the modeling assumptions that enable the counterfactual inference. The bunching indicator can then be expressed as

$$\mathbb{1}\{Y_i^*(1) \leq K \leq Y_i^*(0)\} = \mathbb{1}\{K \leq Y_i^*(0) \leq R(K, X_i, \theta_0)\},$$

where the difference $R(K, X_i, \theta_0) - K$ represents the width of the individual bunching interval, reflecting observationally heterogeneous propensity to bunch.

⁵This means if $U_d(y, x, \eta) - U_d(y', x, \eta) \geq 0$, then $U_d(y, x, \eta') - U_d(y', x, \eta') \geq 0$ for all $\eta' \geq \eta$.

2.4 Optimization Frictions

The spread of genuine bunchers around the cutoff is referred to as fuzzy bunching in this paper. The lack of sharp bunching poses challenges to the bunching method, as the true bunching status is obscured by those incidentally located around the cutoff without the intention of bunching.

The fuzzy bunching has typically been attributed to optimization frictions in the literature. Various sources of these frictions, including adjustment costs, inattention, and other factors, as well as their impacts on dampening the structural elasticity, have been extensively discussed (e.g., [Chetty et al., 2011](#); [Kleven and Waseem, 2013](#).) This paper chooses to treat these frictions as measurement errors local to the cutoff. A key assumption is the existence of a small window within which those engaged in bunching are distributed. This is specified in the following assumption along with the assumptions on the data-generating process.

Assumption 3. *Let $[K_0, K_1] \subseteq \mathcal{Y}$ be a known interval containing K . For each $d \in \{0, 1\}$, $\mathcal{Y}_d = [\underline{\mathcal{Y}}_d, \bar{\mathcal{Y}}_d]$ contains K_d in its interior. Moreover, the following are true.*

- (i) *For each $d \in \{0, 1\}$, the counterfactual choice $Y_i^*(d)$ has a bounded and positive density $f_{Y^*(d)}$ on \mathcal{Y}_d such that $c_1 \leq f_{Y^*(d)}(y) \leq c_2$ for all $y \in \mathcal{Y}_d$ and some $0 < c_1 \leq c_2$.*
- (ii) *If $Y_i^* = K$, then $Y_i \in [K_0, K_1]$. Moreover, $Y_i = Y_i^*$ holds if $Y_i \notin [K_0, K_1]$.*
- (iii) *The data consist of i.i.d. draws $\{(Y_i, X_i) : i = 1, \dots, n\}$ following the structural equations.*

We assume that the data are i.i.d. A mild degree of dependence might also be accommodated, although such extensions are beyond the scope of this paper. The counterfactual distribution must be continuous according to Assumption 3(i). This assumption is standard in the literature and implies no point mass observed in the absence of a kink.

Assumption 3(ii) requires that observed choices outside the window equal the desired choices. This assumption is crucial for us to infer the counterfactual distribution from the observed distribution. This assumption could be economically justified, e.g., in a model where bounded adjustment costs are incurred conditional on one's decision to bunch, as in [Chetty et al. \(2011\)](#).

[Blomquist et al. \(2021\)](#) have adopted the same assumption about the window of optimization errors. This assumption is also important in the polynomial strategy, a widespread practice in the bunching literature. Practically, the choice of the window is treated as a tuning parameter, which is often guided by visual inspection.

There are alternative approaches to address optimization errors. It is relatively common in notch designs that optimization frictions are modeled by a parameter representing the

share of nonresponsive individuals to the notches. (Kleven and Waseem, 2013; Best et al., 2020, etc.) Recently, Anagol et al. (2024) proposed another model-based approach, where each i is assumed to receive a sparse set of offers $\{Y_i^* + \varepsilon_1, \dots, Y_i^* + \varepsilon_M\}$ and locate at Y_i that maximizes their payoff among these offers. The offers are randomly drawn in the vicinity of the desired choice following a certain distribution, represented by $\varepsilon_1, \dots, \varepsilon_M \stackrel{iid}{\sim} F_\varepsilon$. Their procedure is operationalized without specifying a priori range of optimization errors like ours. However, it requires researchers' insights into M and the distribution of the offers. Their treatment of optimization frictions can seemingly be integrated with our method based on the analytic model, which could be a fruitful avenue for future research.

3 Identification Results

This section presents our bunching identification results. We first propose our semiparametric approach based on the analyticity condition of the counterfactual. It is established that the structural parameter can be point-identified as an implicit function of bunching moments under the analyticity condition and mild regularity assumptions.

Our second approach relaxes the analyticity condition on the counterfactual density in the first approach, and considers instead (piecewise) analytic envelope functions of the counterfactual. This approach allows for various shape restrictions on the unobservable counterfactual, at the expense of resulting in potentially multiple identified values of θ . This approach embraces a range of potential counterfactual scenarios, which may be more suitable when the analyticity condition or commonly-made parametric assumptions are implausible.

3.1 Point Identification

Blomquist et al. (2021) demonstrated that without imposing any restrictions on the unobservable counterfactual density, the elasticity parameter is unrestricted in the isoelastic model. Such identification failure occurs similarly in the general bunching design, intuitively because the bunching moment depends on latent components of the counterfactual distribution, which are unrestricted by either the structural parameter or the observables.

This implies that the econometrician must narrow a model of counterfactual densities to reconstruct the unobservable counterfactual from the observables. We first discuss the required shape restrictions on the counterfactual density that allow point identification. Let \mathcal{F} denote the model of $f_{Y^*(0)} : \mathcal{Y}_0 \rightarrow \mathbb{R}_+$. We assume that if $f \in \mathcal{F}$, $\tilde{f} \in \mathcal{F}$, and $f(y) = \tilde{f}(y)$ for all $y < K_0$, then $f \equiv \tilde{f}$ on \mathcal{Y}_0 . If \mathcal{F} satisfies this condition, we say that the model has the identity property. The identity property of the model of counterfactual CDF was considered

in Bertanha et al. (2023, Assumption 1).

Various models enjoy the identity property: many parametric classes such as exponential families permitting smooth sufficient statistics, their mixtures, finite-degree polynomials, and most crucially for our analysis, the analytic class in light of the so-called identity theorem (Stein and Shakarchi, 2010). Generally speaking, there is a trade-off between a model's flexibility to fit the data and its capability of extrapolation. For instance, nonparametric classes, such as C^k (where $k \in \mathbb{Z}_+$), Hölder spaces, or Sobolev spaces, offer nearly full flexibility in data fitting. However, at the expense of this freedom, they cannot provide unique extrapolation into the unobservable region, highlighting the absence of the identity property. In this paper, we explore the use of the analytic function class for identification, as a semiparametric approach balancing these conflicting goals. With similar motivation, Iaria and Wang (2024) examined the role of real-analytic discrete choice models in identification, extrapolation, and numerical implementation.

Now, we describe our first approach to point identification. For simplicity, we focus on the case where θ_0 is a scalar parameter. However, it will be straightforward to extend this to multiple parameters by developing multiple measures of bunching, based on the choice of T_i below. Also, throughout this paper, we follow the convention in the literature that the default conditioning variable is the $Y^*(0)$ rather than $Y^*(1)$. However, the roles of $Y^*(0)$ and $Y^*(1)$ can be interchanged by defining $\tilde{Y}_i := 2K - Y_i$ and considering $\{(\tilde{Y}_i, X_i)\}_{i=1}^n$ a new dataset.

Fix $T_i = T(X_i) \in \mathbb{R}_+$, which is a bounded nonnegative function of X_i such that $E[T_i] > 0$. This gives rise to a weighted probability measure, defined as $Q(A) = E[\mathbb{1}_A T_i] / E[T_i]$. For each $\tau \in (0, 1)$ and $\theta \in \Theta$, we define

$$\begin{aligned} f_{Y^*(0)}^{(Q)}(y) &= E[T_i | Y_i^*(0) = y] f_{Y^*(0)}(y) / E[T_i], \\ g^{(Q)}(\tau, \theta, y) &= \text{Quantile}_{R(K_1, X, \theta) | Y^*(0)}^{(Q)}(\tau, y), \end{aligned}$$

as the counterfactual density of $Y^*(0)$ and the conditional quantile function of $R(K_1, X_i, \theta)$ given $Y^*(0)$, both measured with respect to Q . Here, $R(y, x, \theta)$ denotes the reversion as defined in (6). We can consider $R(K_1, X_i, \theta)$ a model's prediction on $Y_i^*(0)$ at θ , if unit i were at the upper edge of the bunching interval, i.e., $Y_i^*(1) = K_1$. In this sense, $R(K_1, X_i, \theta) - K_1$ can be interpreted as a predicted response to the policy alteration.

A function $f : [a, b] \rightarrow \mathbb{R}$ is said to be analytic if, for every $y \in [a, b]$, there is an open neighborhood around y on which f agrees with its Taylor expansion at y . Moreover, it is well-known that an analytic function $f : [a, b] \rightarrow \mathbb{R}$ can be extended to a complex-analytic function $\tilde{f} : U \rightarrow \mathbb{C}$ over an open planar set $U \subseteq \mathbb{C}$ containing $[a, b]$. Our identification

theory leverages rich results in the theory of complex analysis applicable to such analytic continuations. Now, we introduce the definition of the analyticity condition required for Theorem 1.

Definition 1. Let $f : [a, b] \rightarrow \mathbb{R}_{++}$ be an analytic function and $\{g_\tau : [a, b] \rightarrow \mathbb{R}; \tau \in (0, 1)\}$ be a collection of analytic functions. Then, f and $(g_\tau)_{\tau \in (0, 1)}$ satisfy the analyticity condition on $[a, b]$ for smoothness constants (ρ, β, δ) , if the following are true:⁶

- (i) $\int_a^b \int_0^1 |f(y + \rho e^{2\pi i x})| dx dy \leq \beta \int_a^b |f(y)| dy,$
- (ii) $\sup_{x \in [0, 1]} |g_\tau(y + \rho e^{2\pi i x}) - y| \mathbb{1}\{g_\tau(y) - y \geq 0\} \leq \delta \rho$ for all $y \in [a, b]$ and $\tau \in (0, 1),$
- (iii) $\sup_{y \in [a, b], \tau \in (0, 1), x \in [0, 1]} |g_\tau(y + \rho e^{2\pi i x})| < \infty.$

Here, $h(y + \rho e^{2\pi i x}) := \sum_{j=0}^{\infty} \frac{1}{j!} D_y^j h(y) R^j e^{2\pi i j x}$ denotes the analytic continuation of an analytic function $h : [a, b] \rightarrow \mathbb{R}.$

The smoothness constants (ρ, β, δ) control the variability of the functions f and g_τ . The $\rho > 0$ is related to the radii of convergence of these analytic functions. Larger values of ρ impose more stringent growth conditions on the derivatives, implying that these functions are smoother. The constants $\beta \geq 1$ and $\delta \geq 0$ more concretely govern variations in $f(y)$ and $g_\tau(y)$ within the ρ -neighborhood of $[a, b]$. Further technical discussions are relegated to Remark 1 in the Appendix. We impose this analyticity condition on the counterfactual density and the local quantile function, as in the following.

Assumption 4. Let $T_i = T(X_i) \in \mathbb{R}_+$ be a bounded nonnegative function of X_i such that $\inf_{y \in \mathcal{Y}_0} E[T_i | Y_i^*(0) = y] \geq c_1$ and $T_i \leq c_2$. Moreover, the following are true.

- (i) For each $\theta \in \Theta$, $f_{Y^*(0)}^{(Q)}$ and $(g^{(Q)}(\tau, \theta, \cdot))_{\tau \in (0, 1)}$ satisfy the analyticity condition (Definition 1) on $[K_0, \bar{\mathcal{Y}}_0]$ with some uniform smoothness constants (ρ, β, δ) such that $\delta \in (0, 1).$
- (ii) $\theta \mapsto E[T_i \mathbb{1}\{K_0 \leq Y_i^*(0) \leq R(K_1, X_i, \theta)\}]$ is one-to-one.

Assumption 4(i) plays a central role in deriving our identification results. It requires the analyticity of the three functions: the counterfactual density $f_{Y^*(0)}$, the conditional expectation of T_i , and the conditional quantile function of $R(K_1, X_i, \theta_0)$ given $Y_i^*(0)$. Consequently, these functions can be uniformly approximated by finite-degree polynomials with exponentially decreasing errors (Timan, 1994). Since the distribution of $Y_i^*(0)$ is observed in a censored manner, the analyticity cannot be tested globally. Moreover, there are no formal statistical

⁶In this definition, $\Re(z) = x$ denotes the real part of a complex number $z = x + iy$, and $|z| = \sqrt{x^2 + y^2}$ denotes the modulus.

tests for the analyticity of densities or quantile regression functions, to the best of my knowledge, even when they are fully observable. Thus, we suggest visually supporting this assumption by examining various bin-based estimates of these functions.

A low-level condition for Assumption 4(i) is that the joint density of $(Y_i^*(0), R(K_1, X_i, \theta))$ is analytic and bounded from below in the support for each θ . This rules out discontinuities in $f_{Y^*(0)}$ or $f_{R(K_1, X, \theta)|Y^*(0)}$, along with their derivatives.

Assumption 4(i) implicitly presumes that $R(K_1, X_i, \theta)$ has a single connected support. However, Assumption 4(i) can be extended to cover $R(K_1, X_i, \theta)$ that has multiple disconnected components by additional conditioning on the component indicators. Then, the conditional probability of each component given $Y_i^*(0)$ is also required to be analytic.

According to Assumption 4(ii), the predicted bunching moment must be able to differentiate the true parameter value from the others, serving as a necessary condition for identification through moment conditions. The local identification is ensured by the condition

$$\frac{\partial}{\partial \theta} Q(K_0 \leq Y_i^*(0) \leq R(K_1, X_i, \theta))|_{\theta=\theta_0} = \frac{\partial}{\partial y} E_Q \left[\frac{D_\theta R(K_1, X_i, \theta_0)}{D_y R(K_1, X_i, \theta_0)} \mathbb{1}\{Y_i^*(1) \leq y\} \right] \Big|_{y=K_1} \neq 0, \quad (7)$$

derived under certain regularity conditions. Since $D_y R(K_1, X_i, \theta_0) > 0$ by Assumption 2, if the differential of the reversion with respect to θ is consistently signed (either positive or negative) given $Y_i^*(1) = K_1$, local identification would be achieved. Now, we are prepared to present our point identification result as follows.

Theorem 1. *Let Assumptions 1, 2, 3, and 4(i) hold. Then, the following are true.*

(i) $\theta_0 \in \Theta$ solves $B(\theta) = E[T_i \mathbb{1}\{Y_i \in [K_0, K_1]\}]$, where $B(\theta)$ is defined as

$$B(\theta) := \sum_{j=1}^{\infty} \frac{1}{j!} D_y^{j-1} [E[T_i (R(K_1, X_i, \theta) - K_0)^j | Y_i^*(0) = y] f_{Y^*(0)}(y)]_{y=K_0}. \quad (8)$$

Moreover, uniformly in $l \in \mathbb{Z}_+$ and $\theta \in \Theta$, it holds

$$\left| \sum_{j=l+1}^{\infty} \frac{1}{j!} D_y^{j-1} [E[T_i (R(K_1, X_i, \theta) - K_0)^j | Y_i^*(0) = y] f_{Y^*(0)}(y)]_{y=K_0} \right| \leq \beta \delta^l B(\theta). \quad (9)$$

(ii) Let Assumption 4(ii) hold additionally. Then, θ_0 is a unique solution to the equation $B(\theta) - E[T_i \mathbb{1}\{Y_i \in [K_0, K_1]\}] = 0$.

Our point identification result crucially rests upon Assumption 4(i) to express a bunching moment as a series of derivatives of associated functions. If the analyticity condition is

violated, our method would identify a pseudo-value arising from the fit within the analytic model. In this expansion, the bunching moment is determined by the entire set of local moments of the predicted policy response and the counterfactual density. In contrast, the small kink approximation (Saez, 2010; Chetty et al., 2011) approximates the bunching moment only through the first moment of the predicted income response local to the cutoff and the counterfactual density. Consequently, our method can be considered a higher-order refinement of the small kink approach.

To see why $B(\theta)$ depends only on the observables, we use the fact that $Y_i = Y_i^*(0)$ for all units i such that $Y_i < K_0$. Then, we can express the j th term in the series on the right-hand side of (8) as

$$\begin{aligned} & \frac{1}{j!} D_y^{j-1} [E[T_i(R(K_1, X_i, \theta) - K_0)^j | Y_i^*(0) = y] f_{Y^*(0)}(y)]_{y=K_0} \\ &= \frac{1}{j!} D_y^{j-1} [E[T_i(R(K_1, X_i, \theta) - K_0)^j | Y_i = y] f_Y(y)]_{y=K_0-}, \end{aligned}$$

which implies that θ_0 can be identified from the data.

Our approach can accommodate the observed characteristics X_i by incorporating them into the local moments in (8). Previous approaches have either partitioned the sample according to X values or simply replaced X_i with its average in the data to simplify the local moments in (8). This may raise concerns about potential power losses or aggregation biases. These issues can be circumvented in our approach.

Assuming that the true model has a random coefficient $\theta_i \in \mathbb{R}$ and no covariates, the pseudo-value, θ_* , identified by our method solves the following equation:

$$P(K \leq Y_i^*(0) \leq R(K, \theta_*)) = P(K \leq Y_i^*(0) \leq R(K, \theta_i)),$$

where the bunching is assumed to be sharp. Provided that the counterfactual density is flat around the cutoff, the bunching expansion of both sides yields

$$(R(K, \theta_*) - K) f_{Y^*(0)}(K) = E[R(K, \theta_i) - K | Y_i^*(0) = K] f_{Y^*(0)}(K).$$

Therefore, θ_* solves the equation $R(K, \theta_*) = E[R(K, \theta_i) | Y_i^*(0) = K]$. In this sense, we can say that the pseudo-value in a misspecified fixed coefficient model approximately identifies the local average parameter $E[\theta_i | Y_i^*(0) = K]$, when the counterfactual density exhibits a nearly flat shape and the reversion is linear in θ . This reaffirms the result in Kleven and Waseem (2013).

Our method can be extended to accommodate more complicated models. For instance,

consider a simple model where the bunching is sharp, $Y_i^*(d) = -\theta_0 \cdot d + X_i' \beta_0 + \eta_i$, and $E[X_i \eta_i] = 0$ for each $d \in \{0, 1\}$. The bunching method can identify θ_0 separately from β_0 , as the reversion $R(y, x, \theta) = y + \theta$ is independent of β . Then, the orthogonality condition could serve as an additional identifying restriction for $\beta_0 \in \mathbb{R}^{d_x}$. A major obstacle to using this restriction is that it requires the moment of $X_i \eta_i(\beta) \equiv X_i(Y_i^*(0) - X_i' \beta)$, which is unidentified for those engaged in bunching. To evaluate this bunching moment, we can utilize (8). For any $\beta \in \mathbb{R}^{d_x}$,

$$E[X_i \eta_i(\beta) \mathbb{1}\{Y_i = K\}] = \sum_{j=1}^{\infty} \frac{1}{j!} D_y^{j-1} [E[X_i \eta_i(\beta) (R(K, \theta_0) - K)^j | Y_i^*(0) = y] f_{Y^*(0)}(y)]_{y=K}.$$

This enables us to identify $E[X_i \eta_i(\beta)] = E[X_i \eta_i(\beta) \mathbb{1}\{Y_i = K\}] + E[X_i \eta_i(\beta) \mathbb{1}\{Y_i \neq K\}]$ as a function of β . Consequently, β_0 can be identified along with θ_0 by leveraging the bunching variation in the data.

Comparison to existing results There are several existing approaches to bunching identification in the literature. The most closely related to our result is the small kink approximation, initially proposed by [Saez \(2010\)](#) as a nonparametric identification method. It says that the normalized bunching fraction approximately identifies the local average treatment effect at the cutoff:

$$\frac{P(Y_i^* = K)}{f_{Y^*(0)}(K)} \cong E[Y_i^*(0) - Y_i^*(1) | Y_i^*(0) = K] \quad (10)$$

provided that the counterfactual density is flat around the cutoff. In the isoelastic model, after a further substitution $Y_i^*(0) - Y_i^*(1) \cong \theta_0 \log\left(\frac{1-\tau_0}{1-\tau_1}\right) K$ into (10), this identifies the true elasticity as

$$\theta_0 \cong \frac{P(Y_i^* = K)/f_{Y^*(0)}(K)}{K \log\left(\frac{1-\tau_0}{1-\tau_1}\right)}.$$

This identification method has been a predominant approach in both kink and notch design literature and was theoretically founded in subsequent works, including [Blomquist et al. \(2015\)](#) and [Goff \(2022\)](#) among others.

It turns out that the right-hand side of (10) corresponds to the first-order term in our expansion (8), where T_i is equal to 1. Our expansion comprises various derivatives of local moments of the predicted policy response and the counterfactual density. Similar to the more familiar expansion of Edgeworth, this captures the distributional effect of the predicted policy response on the bunching moment through a series of moments. However, in contrast, the effect of higher-order moments is not asymptotically negligible. Consequently, overlooking

these terms leads to a bias in counterfactual estimation. Our approach reduces this bias by increasing the approximation order l , as detailed in Section 4.

Bertanha et al. (2023) proposed two semiparametric identification approaches in the isoelastic model. The first approach is based on the mid-censored Tobit regression with extra covariates X . It is based on the quasi-maximum likelihood estimation (QMLE) of the following model:

$$y_i = \begin{cases} \theta_0 \log(1 - \tau_0) + \eta_i & \text{if } y_i < k \\ k & \text{if } y_i = k, \\ \theta_0 \log(1 - \tau_1) + \eta_i & \text{if } y_i > k \end{cases}$$

where η_i is assumed to be $N(X_i' \beta_0, \sigma_0^2)$ conditional on X_i . The assumed conditional normality facilitates the estimation of $(\theta, \beta, \sigma^2)$ through QMLE on the observable (y, X) . Bertanha et al. (2023) emphasized that the identification of θ_0 does not require the full power of the conditional normality assumption. Under a weaker condition that the unconditional distribution of η_i is a Gaussian mixture of a linear function in X_i , they demonstrated that θ_0 can be identified and consistently estimated.

Their identification hinges on the assumption $F_\eta(h) = E_X \left[\Phi\left(\frac{h - X' \beta_0}{\sigma_0}\right) \right]$ for some pseudo-values (β_0, σ_0^2) , where Φ denotes the normal CDF. It is worth noting that any such Gaussian location mixture model belongs to the analytic class considered in this paper.⁷ Thus, θ_0 is identified through Theorem 1(ii) without requiring extra covariates.

Their second approach is based on a restriction on the conditional quantile of the latent preference parameter. They assume, for some quantile $\tau \in (0, 1)$ and $\beta_0 \in \mathbb{R}^{d_x}$, the conditional τ quantile function of η given X is given by $\text{Quantile}_{\eta|X}(\tau, x) = x' \beta_0$. This, in turn, implies that the conditional τ quantile of y given X assumes a similar parametric form to the mid-censored Tobit model. This model can be estimated by quantile regression under a suitable rank condition on X . This approach provides an alternative means of identification through a conditional quantile of the unobservable distribution, instead of restricting the entire shape. On the other hand, it does not allow for nonparametric specification due to the rank constraints. Our method would serve as a valuable complement in situations where researchers are uncertain about the restriction on the quantile.

⁷We prove the analyticity of F_η and f_η in the Appendix.

3.2 Partial Identification

We relax the analyticity assumption on the counterfactual density by allowing the counterfactual CDF to be bounded by analytic envelope functions. Specifically, let \bar{K}_1 be a constant satisfying $\{Y_i \in [K_0, K_1]\} \subseteq \{R(K_1, X_i, \theta_0) \leq \bar{K}_1\}$ P -almost surely. We assume the following holds.

Assumption 5. *There are functions \underline{f} and \bar{f} such that for all $y \in [K_0, \bar{K}_1]$, it holds*

$$\int_{K_0}^y f_{Y^*(0)}^{(Q)}(z) dz \in \left[\int_{K_0}^y \underline{f}(z) dz, \int_{K_0}^y \bar{f}(z) dz \right]. \quad (11)$$

Condition (11) imposes the inequality restrictions similar to local first-order stochastic dominance, except that \bar{f} and \underline{f} are not required to be valid densities. Note that (11) is implied by

$$f_{Y^*(0)}^{(Q)}(y) \in [\underline{f}(y), \bar{f}(y)], \quad \forall y \in [K_0, \bar{K}_1].$$

However, (11) is more general than the direct bounds on the counterfactual density.

Our approach to partial identification, which embraces a range of counterfactual scenarios, allows for identification under less stringent assumptions at the expense of potentially resulting in a set of identified values. It can accommodate several parametric and nonparametric shape restrictions in the literature, including the trapezoidal approximation (Saez, 2010), monotonic densities (Blomquist et al., 2021)⁸, bi-log-concave CDF (Goff, 2022), and Lipschitz continuous densities (Bertanha et al., 2023). Theorem 2 delivers sharp identification bounds in the sense that if $f_{Y^*(0)}^{(Q)} = \underline{f}$, the lower bound holds as an equality, and the same applies to the upper bound. When applied to the isoelastic model, it can reproduce the same bounds as in Blomquist et al. (2021, Theorem 2) and Bertanha et al. (2023, Theorem 2), given the respective shape restrictions. This is demonstrated in the Appendix.

Assumption 4'. *Let $T_i = T(X_i) \in \mathbb{R}_+$ be a bounded nonnegative function of X_i such that $\inf_{y \in \mathcal{Y}_0} E[T_i | Y_i^*(0) = y] \geq c_1$ and $T_i \leq c_2$. Moreover, for each $\theta \in \Theta$, \bar{f} and $(g^{(Q)}(\tau, \theta, \cdot))_{\tau \in (0,1)}$ satisfy the analyticity condition on $[K_0, \bar{K}_1]$ with some uniform smoothness constants $(\rho, \bar{\beta}, \delta)$ such that $\delta \in (0, 1)$. Similarly, \underline{f} and $(g^{(Q)}(\tau, \theta, \cdot))_{\tau \in (0,1)}$ satisfy the analyticity condition on $[K_0, \bar{K}_1]$ with smoothness constants $(\rho, \underline{\beta}, \delta)$.*

The following theorem presents our partial identification result.

⁸Indeed, they impose bounds on the variability of the unobservable heterogeneity density, which encompasses monotonic densities. More details can be found in the Appendix.

Theorem 2. *Let Assumptions 1, 2, 3, 4', and 5 hold. Then, it holds that $Q(Y_i \in [K_0, K_1]) \in [\underline{B}(\theta_0), \bar{B}(\theta_0)]$ where*

$$\begin{aligned}\bar{B}(\theta) &= \sum_{j=1}^{\infty} \frac{1}{j!} D_y^{j-1} [E_Q[(R(K_1, X_i, \theta) - K_0)^j | Y_i^*(0) = y] \bar{f}(y)]_{y=K_0}, \\ \underline{B}(\theta) &= \sum_{j=1}^{\infty} \frac{1}{j!} D_y^{j-1} [E_Q[(R(K_1, X_i, \theta) - K_0)^j | Y_i^*(0) = y] \underline{f}(y)]_{y=K_0}.\end{aligned}$$

Moreover, if both \bar{f} and \underline{f} are positive functions, it holds for all $l \in \mathbb{Z}_+$ and $\theta \in \Theta$,

$$\begin{aligned}\left| \sum_{j=l+1}^{\infty} \frac{1}{j!} D_y^{j-1} [E_Q[(R(K_1, X_i, \theta) - K_0)^j | Y_i^*(0) = y] \bar{f}(y)]_{y=K_0} \right| &\leq \bar{\beta} \delta^l \bar{B}(\theta), \\ \left| \sum_{j=l+1}^{\infty} \frac{1}{j!} D_y^{j-1} [E_Q[(R(K_1, X_i, \theta) - K_0)^j | Y_i^*(0) = y] \underline{f}(y)]_{y=K_0} \right| &\leq \underline{\beta} \delta^l \underline{B}(\theta).\end{aligned}$$

We can further relax Assumption 4' in Theorem 2 by allowing for piecewise analytic envelopes. For this extension, see Theorem C.1 in the Appendix. This result is useful for handling the piecewise linear envelopes under the Lipschitz constraints (Bertanha et al., 2023).

4 Bunching Confidence Region

The idea of bunching confidence regions is to collect values of θ that are consistent with the observed pattern of bunching. More specifically, the identification results in Section 3 allow us draw empirically testable implications of the model, which can be expressed in the form of moment equalities or inequalities. We will test these moment conditions under the pointwise null hypothesis $H_0 : \theta_0 = \theta$.

In this section, we first present our counterfactual estimation scheme, termed the generalized polynomial strategy. We describe our procedure for counterfactual estimation, which is based on a valid counterfactual adjustment and polynomial sieve estimation. An asymptotically valid test is provided along with necessary conditions for tuning parameter selection. Lastly, we outline a modified procedure for the inference on the values in the partially-identified set derived from Theorem 2.

4.1 Generalized Polynomial Strategy

This subsection delineates our counterfactual estimation scheme, called the generalized polynomial strategy. Assume conditions in Theorem 1(ii) for the point identification of θ_0 . Our aim is to construct a confidence set C_n that satisfies

$$\liminf_{n \rightarrow \infty} P(\theta_0 \in C_n) \geq 1 - \alpha,$$

where $\alpha \in (0, 1)$ denotes a prescribed level. It is well-known that such a confidence region can be constructed by inverting tests of the pointwise null hypothesis $H_0 : \theta_0 = \theta$, which will be our focus.

Let $\theta \in \Theta$ be a hypothesized value and assume $H_0 : \theta_0 = \theta$ is correct. Using the bunching expansion, we can express the bunching moment as the following infinite sum:

$$E[T_i \mathbb{1}\{K_0 \leq Y_i^* \leq K_1\}] = \sum_{j=1}^{\infty} \frac{1}{j!} D_y^{j-1} [E[T_i (R(K_1, X_i, \theta) - K_0)^j | Y_i^*(0) = y] f_{Y^*(0)}(y)]_{y=K_0}.$$

We test this relationship by estimating the functions $f_j(y) := E[T_i w_i^j | Y_i^*(0) = y] f_{Y^*(0)}(y)$. Here, we denote $w_i = R(K_1, X_i, \theta) - K_0 \geq R(K, X_i, \theta) - K \geq 0$, whose nonnegativity follows from the monotonicity of the reversion and Condition (5).

Our procedure comprises two steps: (i) the construction of the estimation sample and (ii) the polynomial sieve estimation of the counterfactual functions. We present a pseudo-code in Algorithm 1 to provide a terse picture for the procedure. The construction of the estimation sample necessitates an appropriate counterfactual adjustment procedure. We refer to our proposed method as the counterfactual correction. The method crucially hinges on the reversion, $R(y, x, \theta)$, which represents the counterfactual assumptions in the model.

Since f_j is analytic on \mathcal{Y}_0 as established in Lemma A.2(iv), these functions permit an exponentially accurate uniform approximation by polynomials. This underpins our estimation scheme using polynomial sieve spaces. For each $j \in \mathbb{N}$, f_j is proportional to $\frac{d}{dy} Q^{(j)}(Y_i^*(0) \leq y)$, where $Q^{(j)}$ is defined as $dQ^{(j)}/dP = T_i w_i^j / E[T_i w_i^j]$. Motivated by the fact that $f_j \propto \arg \max_f E_{Q^{(j)}}[\log(f(Y_i^*(0)))] - \int_{\mathcal{Y}_0} f(y) dy$, we propose an M-estimator under data censoring that minimizes the corresponding empirical risk. This circumvents the need for estimating the local moments and $f_{Y^*(0)}$ separately.

4.1.1 Counterfactual Correction

This subsection presents our method of counterfactual correction that allows consistent estimation of the counterfactual quantities. For the estimation of the counterfactual related

Algorithm 1: Computation of the test statistic $\mathcal{T}_n(\theta)$ for $H_0 : \theta_0 = \theta$.

Input: The data $\{(Y_i, X_i) : i = 1, \dots, n\}$, weighting function $T(\cdot)$, hypothesized value $\theta \in \Theta$, data truncation parameters $[\mathcal{Y}_0, \bar{\mathcal{Y}}_0]$, excluded window parameters $[K_0, K_1]$, polynomial sieve order $\kappa \in \mathbb{N}$, and approximation order $\ell \in [1, \kappa]$.

- 1 Compute $\bar{K}_1(\theta) = \max_{i: Y_i \in [K_0, K_1]} R(K_1, X_i, \theta)$ and $\mathcal{S}(\theta) = [\mathcal{Y}_0, K_0] \cup [\bar{K}_1(\theta), \bar{\mathcal{Y}}_0]$.
- 2 **for** $i = 1, \dots, n$ **do**
- 3 If $Y_i \in [K_0, K_1]$, drop i th observation.
- 4 If $\mathcal{Y}_0 \leq Y_i < K_0$, add $(Y_i(0), X_i) := (Y_i, X_i)$ to the estimation sample.
- 5 If $Y_i > K_1$, compute $R(Y_i, X_i, \theta)$. If additionally $R(Y_i, X_i, \theta) \in [\bar{K}_1(\theta), \bar{\mathcal{Y}}_0]$, add $(Y_i(0), X_i) := (R(Y_i, X_i, \theta), X_i)$ to the estimation sample.

Output: The estimation sample $\{(Y_i(0), X_i) : i \in N\}$.

- 6 Subset the data as $\mathcal{D} = \{(Y_i, X_i) : i \in N \text{ or } Y_i \in [K_0, K_1]\}$ and set $n = |\mathcal{D}|$.
- 7 **for** $j = 1, 2, \dots, \ell$ **do**
- 8 Compute $\hat{\gamma}_{\kappa j} = (\hat{\gamma}_{\kappa j, 0}, \dots, \hat{\gamma}_{\kappa j, \kappa-1})'$ as defined in (12).
- 9 Compute $\hat{f}_{\kappa j i} = z'_{\kappa i} \hat{\gamma}_{\kappa j}$ and the estimated influence function of $\hat{\gamma}_{\kappa j}$ as $\hat{\psi}_{j i} = (\psi_{j i, 0}, \dots, \psi_{j i, \kappa-1})' = (\frac{1}{n} \sum_{i \in N} T_i w_i^j \frac{z_{\kappa i} z'_{\kappa i}}{\hat{f}_{\kappa j i}^2})^{-1} (T_i w_i^j \frac{z_{\kappa i}}{\hat{f}_{\kappa j i}} - \int_{\mathcal{S}(\theta)} z_{\kappa}(y) dy) \mathbb{1}\{i \in N\}$.
- 10 Compute $\hat{\mu}_n = \frac{1}{n} \sum_{i=1}^n T_i \mathbb{1}\{Y_i \in [K_0, K_1]\} - \sum_{j=1}^{\ell} \frac{1}{j} \hat{\gamma}_{\kappa j, j}$.
- 11 Compute $\hat{s}_{\kappa \ell i} = T_i w_i^j \mathbb{1}\{Y_i \in [K_0, K_1]\} - \frac{1}{n} \sum_{i=1}^n T_i \mathbb{1}\{Y_i \in [K_0, K_1]\} - \sum_{j=1}^{\ell} \frac{1}{j} \hat{\psi}_{j i, j}$.
- 12 Compute $\hat{\sigma}_n^2 = \frac{1}{n} \sum_{i=1}^n \hat{s}_{\kappa \ell i}^2$ and $\mathcal{T}_n(\theta) = \left| \sqrt{n} \hat{\mu}_n / \sqrt{\hat{\sigma}_n^2} \right|$.

Final output: Test statistic $\mathcal{T}_n(\theta)$ for $H_0 : \theta_0 = \theta$.

to $Y^*(0)$, we need inputs that correctly reflect the distribution of $Y^*(0)$ under censoring. On the one hand, one can observe $f_{Y^*(0)}$ to the left of the excluded window. This, in principle, enables us to extrapolate $f_{Y^*(0)}$ into the unobservable region. However, using only the data in the left segment is not the most efficient, rendering the counterfactual estimation highly noisy. There are significant benefits in taking advantage of the data in the right segment for improving the counterfactual estimation. To this end, an appropriate counterfactual adjustment procedure is necessitated since the data on the right represent $f_{Y^*(1)}$, not $f_{Y^*(0)}$.

The proportional adjustment is a common counterfactual adjustment scheme in the polynomial strategy when excess bunching is present. In the proportional adjustment procedure, the adjustment of the form $\hat{f}_{Y^*(0)} = (1 + c_j) \hat{f}_{Y^*(1)}$ is applied to $\hat{f}_{Y^*(1)}$ in the right segment, where $c_j > 0$ is updated so as to ensure that the resulting estimate of $\hat{f}_{Y^*(0)}$ integrates to 1. However, the proportional adjustment may not align with the structural equations, leading to incorrect analysis. For instance, assume $R(Y^*(1)) = Y^*(0)$ is the truth. Then, the change of variables implies that $f_{Y^*(0)}(y) = f_{Y^*(1)}(R^{-1}(y)) \frac{1}{R'(R^{-1}(y))}$, which in general differs from $f_{Y^*(0)}(y) = (1 + c) f_{Y^*(1)}(y)$.

Our counterfactual correction imposes the truth of the null hypothesis $H_0 : \theta_0 = \theta$ as

a restriction. The procedure can be described as follows. Let (Y_i, X_i) be a data point. If $Y_i > K_1$, we impute the missing value of $Y_i^*(0)$ as $Y_i(0) = R(Y_i, X_i, \theta)$ using the reversion. If $Y_i < K_0$, we define $Y_i(0) = Y_i$. If $Y_i \in [K_0, K_1]$, observation i is excluded from the estimation sample. Iterate this over all units and collect the values of $(Y_i(0), X_i)$. The initial estimation sample is then defined as $\{(Y_i(0), X_i) : Y_i < K_0 \text{ or } Y_i > K_1\}$, where

$$Y_i(0) := \begin{cases} Y_i & \text{if } Y_i < K_0, \\ R(Y_i, X_i, \theta) & \text{if } Y_i > K_1. \end{cases}$$

Assuming that H_0 is true and the reversion is correctly specified, we have $Y_i(0) = Y_i^*(0)$ for all units within the estimation sample. However, this does not immediately imply that valid inference on the counterfactual is possible based on this estimation sample. To see this point, we note that

$$f_{Y(0)}(y) = f_{Y^*(0)}(y)P(Y_i \notin [K_0, K_1] | Y_i^*(0) = y).$$

This equation takes into account the fact that bunching observations, $Y_i \in [K_0, K_1]$, are dropped from the estimation sample. Since the share of bunchers may not be identically zero across all values of $Y_i(0)$ in the estimation sample, a further truncation is required.

We resolve this issue by truncating $\{Y_i(0) : Y_i > K_1\}$ above a threshold, beyond which the bunching share becomes 0. To implement this, we first note the bunching condition $\{K_0 \leq Y_i^*(0) \leq R(K_1, X_i, \theta)\}$. This implies that the bunching will not occur above

$$\bar{K}_1(\theta) := \max_{i: \mathcal{B}_i=1} R(K_1, X_i, \theta),$$

where $\mathcal{B}_i = \mathbb{1}\{Y_i \in [K_0, K_1]\}$ indicates the observed bunching status. By construction, we have $\bar{K}_1(\theta) \geq \max_{i: \mathcal{B}_i=1} Y_i^*(0)$ under the null hypothesis. Since $\bar{K}_1(\theta)$ is an n -consistent estimator dominating the maximum support of $Y^*(0)$ conditional on $\mathcal{B}_i = 1$, $\bar{K}_1(\theta)$ may be treated as a deterministic constant such that $P(Y_i \notin [K_0, K_1] | Y_i^*(0) = y) = 1$ for $y > \bar{K}_1(\theta)$.

This leads to the final estimation sample, defined as $\{(Y_i(0), X_i) : Y_i(0) \in \mathcal{S}(\theta)\}$, where $\mathcal{S}(\theta) := [\underline{\mathcal{Y}}_0, K_0] \cup [\bar{K}_1(\theta), \bar{\mathcal{Y}}_0]$ denotes the truncated support of $Y_i(0)$ in the estimation sample. This sample will be used for the counterfactual estimation regarding $Y^*(0)$. For notational convenience, the estimation sample will be denoted as $\{(Y_i(0), X_i)\}_{i \in N(\theta)}$. Here, $\mathbb{1}\{i \in N(\theta)\}$ indicates unit i 's membership in the estimation sample. For asymptotic analysis, we may disregard the fact $\{i \in N(\theta)\}$ contains randomness since $\bar{K}_1(\theta)$ and its probability limit differ only by $O_P(1/n)$. Hereafter, we will omit the dependence on θ in contexts where there is no risk of confusion.

4.1.2 Counterfactual Estimation

This section describes our method to estimate f_j for each $j \in \mathbb{N}$. Let \mathcal{P}_k denote the linear span of all polynomials of degree less than $k \in \mathbb{N}$. The polynomial basis of order $k \in \mathbb{N}$ is defined as

$$z_k(y) := (1, y - K_0, (y - K_0)^2, \dots, (y - K_0)^{k-1})' \in \mathbb{R}^k,$$

$$z_{ki} := z_k(Y_i(0)), \quad i = 1, \dots, N.$$

We denote the coefficient as $\gamma = \gamma_k \in \mathbb{R}^k$ with k suppressed for simplicity. We define our sieve space of order k for f_j as

$$\mathcal{F}_{kj} := \{z'_k \gamma \in \mathcal{P}_k : \sup_{y \in \mathcal{Y}_0} |\log(z_k(y)' \gamma)| \leq c_3 j\}$$

where $c_3 > 0$ is chosen such that f_{kj} , the best approximation of f_j in \mathcal{F}_{kj} in a suitable sense, lies in the interior of \mathcal{F}_{kj} . The linear growth of $|\log f_j|$ in j is ensured by Assumption 9(ii). This manifests that our search space for f_{kj} will be limited to functions comparable in size to f_j . We will not be specific about these constants as they only serve as a technical device. With some abuse of notation, we denote $\gamma \in \mathcal{F}_{kj}$ if $z'_k \gamma \in \mathcal{F}_{kj}$.

For illustration, let us focus on a single bunching moment generated by T_i . If there are multiple bunching moments, they can be addressed individually in a similar fashion. For each $k \in \mathbb{N}$ and $j \in \mathbb{N}$, define $\hat{\gamma}_{kj} \in \mathbb{R}^k$ as

$$\hat{\gamma}_{kj} := \arg \max_{\gamma \in \mathcal{F}_{kj}} \frac{1}{n} \sum_{i=1}^n T_i w_i^j \log(z'_{ki} \gamma) \mathbb{1}\{i \in N\}$$

$$\text{s.t.} \quad \left(\int_{\mathcal{S}} z_k(y) dy \right)' \gamma = \frac{1}{n} \sum_{i=1}^n T_i w_i^j \mathbb{1}\{i \in N\}.$$

Using the Lagrangian, $\hat{\gamma}_{kj}$ is the solution to the unconstrained program

$$\hat{\gamma}_{kj} := \arg \max_{\gamma \in \mathcal{F}_{kj}} \left[\frac{1}{n} \sum_{i \in N} T_i w_i^j \log(z'_{ki} \gamma) - \left(\int_{\mathcal{S}} z_k(y) dy \right)' \gamma \right]. \quad (12)$$

This problem is a convex optimization program. Using this formulation, assuming an interior solution, the first-order condition for $\hat{\gamma}_{kj}$ is given by

$$\frac{1}{n} \sum_{i \in N} T_i w_i^j \frac{z_{ki}}{z'_{ki} \hat{\gamma}_{kj}} - \int_{\mathcal{S}} z_k(y) dy = 0. \quad (13)$$

This leads to our estimator for f_j using the order- k sieve:

$$\begin{aligned}\widehat{f}_{kj}(y) &= z_k(y)' \widehat{\gamma}_{kj}, \\ \frac{1}{j!} D_y^{j-1} \widehat{f_j}(y)|_{y=K_0} &= \frac{1}{j} \widehat{\gamma}_{kj,j},\end{aligned}$$

where $\widehat{\gamma}_{kj,j}$ represents the $(j+1)$ -th component of $\widehat{\gamma}_{kj}$, the coefficient associated with $(y - K_0)^j$. Prior to the estimation, k needs to be selected by the user as $k = \kappa_n \rightarrow \infty$ in order to guarantee consistency. The necessary conditions for κ_n will be discussed in the subsequent section in relation to the extrapolation norm.

4.1.3 Testing Procedure

For each $k \in \mathbb{N}$ and $1 \leq l \leq k$, let

$$\widehat{\mu}_{kl} := \widehat{E}[T_i \mathbb{1}\{Y_i \in [K_0, K_1]\}] - \sum_{j=1}^l \frac{1}{j} \widehat{\gamma}_{kj,j},$$

where $\widehat{E}[T_i \mathbb{1}\{Y_i \in [K_0, K_1]\}] := \frac{1}{n} \sum_{i=1}^n T_i \mathbb{1}\{Y_i \in [K_0, K_1]\}$. Here, k and l represent the sieve and the approximation orders, respectively. Let $\kappa_n \geq 1$ and $\ell_n \leq \kappa_n$ be the choice of these orders made by the user. Dependence of $\kappa = \kappa_n$ on n indicates that the sieve order increases at a specific rate of n . Similarly, we allow $\ell = \ell_n$ to increase with n . We address the potential biases from finite-order approximation using bias-aware critical values. Under suitable regularity conditions, we establish that $\widehat{\mu}_n := \widehat{\mu}_{\kappa\ell} = b_\ell + o_P(1)$ under the null hypothesis, where $b_l := \sum_{j=l+1}^{\infty} \frac{1}{j!} D_y^{j-1} [E[T_i(R(K_1, X_i, \theta) - K_0)^j | Y_i^*(0) = y] f_{Y^*(0)}(y)]_{y=K_0}$ represents the approximation bias at order l (Lemma A.6).

It remains to quantify the uncertainty associated with $\widehat{\mu}_n$. Let s_{kli} be an influence function in the asymptotic linear expansion of $\widehat{\mu}_{kl}$, i.e.,

$$\sqrt{n}(\widehat{\mu}_{kl} - b_l) = \frac{1}{\sqrt{n}} \sum_{i=1}^n s_{kli} + o_P(\sigma_{kl}).$$

Then, we estimate $\sigma_{kl}^2 = \text{var}(s_{kli})$ with $\widehat{\sigma}_{kl}^2 = \frac{1}{n} \sum_{i=1}^n \widehat{s}_{kli}^2$, where \widehat{s}_{kli} is a suitable estimate of the individual influence function that satisfies

$$\frac{1}{n} \sum_{i=1}^n |\widehat{s}_{kli}^2 - s_{kli}^2| = o_P(\sigma_{kl}^2).$$

For example, we can obtain \widehat{s}_{kli} by collecting the influence functions derived from the estimated

moment $\widehat{E}[T_i \mathbb{1}\{Y_i \in [K_0, K_1]\}]$ and $\frac{1}{j} \widehat{\gamma}_{kj,j}$ across $j \in [1, \ell]$. (See Algorithm 1.) This method is adopted across all our applications as well as in the proof of Theorem 3.

Let $\widehat{\sigma}_n^2 := \widehat{\sigma}_{\kappa\ell}^2$ denote the estimated standard error of $\widehat{\mu}_n$ and $\mathcal{T}_n(\theta) := \sqrt{n}|\widehat{\mu}_n|/\widehat{\sigma}_n$ be the absolute t-statistic. To derive the null distribution of \mathcal{T}_n , we should make additional regularity assumptions on the data-generating process and the choice of the sieve order. We first assume that the asymptotic variances of $\widehat{\mu}_{kl}$ are uniformly bounded away from 0, which is innocuous in most situations.

Assumption 7. *There exist $0 < c_4 < 1$ and $c_5 > 0$ such that $\sigma_{kl}^2 \geq c_5$ for all sufficiently large $k \in \mathbb{N}$ and $l \in \mathbb{N}$ such that $l/k \leq c_3$.*

We assume the existence of an interior solution to the sample and the corresponding population maximization program in the following. We emphasize that this assumption is not too restrictive since c_3 can be set large enough to guarantee an interior solution.

Assumption 6. (i) *For each $k \in \mathbb{N}$ and $j \in \mathbb{N}$, there exists a solution $\gamma_{kj} \in \mathbb{R}^k$ in the interior of \mathcal{F}_{kj} that solves*

$$\gamma_{kj} = \arg \max_{\gamma \in \mathcal{F}_{kj}} \left[E[T_i w_i^j \mathbb{1}\{i \in N_\infty\} \log(z'_{ki} \gamma)] - \left(\int_{\mathcal{S}_\infty} z_k(y) dy \right)' \gamma \right]. \quad (14)$$

Here, N_∞ and \mathcal{S}_∞ denote the probability limits of N and \mathcal{S} , respectively.

(ii) *For each $k \in \mathbb{N}$ and $j \in \mathbb{N}$, there exists a solution $\widehat{\gamma}_{kj} \in \mathbb{R}^k$ in the interior of \mathcal{F}_{kj} solving (13) with probability equal to 1 as $n \rightarrow \infty$.*

To state the conditions for selecting the polynomial order, we introduce a measure of the quality of the polynomial extrapolation. For each $k \in \mathbb{N}$, let $H_k \in \mathbb{R}^{k \times k}$ and $o_k(\cdot)$ be defined as $H_k = \int_{\mathcal{Y}_0} z_k(y) z_k(y)' dy$ and $o_k(y) = H_k^{-1/2} z_k(y)$, respectively. Then, $o_k(\cdot)$ represents the orthonormal polynomial basis of order k with respect to the uniform measure on \mathcal{Y}_0 . Let $0 < \chi_k \leq 1$ be defined as the smallest eigenvalue of the matrix $\int_{\mathcal{S}} o_k(y) o_k(y)' dy$. The number χ_k^{-1} represents the worst-case ratio of the extrapolation errors in \mathcal{S}^c to the fitted errors in \mathcal{S} , quantifying the stochastic variability of the counterfactual extrapolation relative to the observed fit. We refer to this constant as the extrapolation norm. This sequence increases unboundedly, at most at an exponential rate of C^k for some $C > 1$ by Lemma A.4(ii). The rate of growth increases in the relative length of the extrapolated region to that of the entire support, reflecting the degree of difficulty of extrapolation.

We cannot allow $\chi_\kappa^{-1} = \chi_{\kappa n}^{-1}$ to grow too quickly relative to the sample size, as it would result in a highly noisy counterfactual estimation despite the goodness of the observed fit. This can be viewed as an effective identification failure, similarly occurring in fully

nonparametric counterfactual models due to the absence of the identity property. The precise statement is specified in Assumption 8, where we impose that χ_κ^{-1} is on the order of n^c for some appropriate power c . We require this assumption for both consistent counterfactual estimation and correct quantification of the associated uncertainty.

Assumption 8. $c_8 n^{c_6/2} \leq \chi_\kappa^{-1} \leq c_9 n^{c_7/2}$, $\kappa \geq c_{10} \log n$, and $\ell \leq c_{11} \log n / \log \log n$ for some $0 < c_6 \leq c_7 < 2/5$ and $c_8, c_9, c_{10}, c_{11} > 0$.

Next, we make regularity assumptions about the smoothness of the counterfactual functions, represented by ρ , and the lower bound of the estimated function. The assumed conditions ensure that the errors from the polynomial approximation decay sufficiently fast.

Assumption 9. (i) Assumption 4(i) is satisfied for $\rho > 0$ such that $(1 + 2\tilde{\rho} + 2\sqrt{\tilde{\rho}^2 + \tilde{\rho}}) > (\limsup_{k \rightarrow \infty} \chi_k^{-1/k})^{1/c_6}$, where $|\mathcal{Y}_0| = \bar{\mathcal{Y}}_0 - \underline{\mathcal{Y}}_0$ denotes the length of \mathcal{Y}_0 , $\tilde{\rho} = \rho/|\mathcal{Y}_0|$ and c_6 is the same as in Assumption 8.

(ii) $\inf_{y \in \mathcal{Y}_0} E[T_i(R(K_1, X_i, \theta_0) - K_0) | Y_i^*(0) = y] \geq c_1$.

Given these additional assumptions, it is possible to develop an asymptotic test based on \mathcal{T}_n , as presented in Theorem 3 below. It allows us to construct an α -sized test of $H_0 : \theta_0 = \theta$ as

$$\phi_n(\theta) := \mathbb{1}\{|\mathcal{T}_n(\theta)| \geq \text{cv}_\alpha(\sqrt{n}\bar{b}_\ell/\hat{\sigma}_n)\}.$$

Here, $\text{cv}_\alpha(b)$ represents the $(1 - \alpha)$ quantile of $|N(b, 1)|$ and $\bar{b}_\ell = \beta\delta^\ell E[T_i \mathbb{1}\{Y_i \in [K_0, K_1]\}]$ denotes the maximum absolute potential bias from Theorem 1. We may replace the unknown \bar{b}_ℓ with its estimate from the sample. See the remarks following Theorem 3. Accordingly, a confidence set of an asymptotic coverage rate $(1 - \alpha)$ can be constructed as

$$C_n := \{\theta \in \Theta : \phi_n(\theta) = 0\}.$$

Theorem 3. For any $\alpha \in (0, 1)$, it holds

$$\limsup_{n \rightarrow \infty} \sup_{P \in \mathfrak{P}_0} P(|\mathcal{T}_n(\theta)| \geq \text{cv}_\alpha(\sqrt{n}\bar{b}_\ell/\hat{\sigma}_n)) \leq \alpha,$$

where $\bar{b}_\ell = \beta\delta^\ell E[T_i \mathbb{1}\{Y_i \in [K_0, K_1]\}]$. Here, \mathfrak{P}_0 represents the set of all probability distributions of (Y, X) under which $H_0 : \theta_0 = \theta$ is true, and Assumptions 6, 7, 8, 9, as well as the conditions in Theorem 1(i) are satisfied for given constants c_k 's.

We can select the approximation order ℓ in various ways. First, it would be practically recommendable to truncate the series at ℓ where $\frac{1}{\ell} \hat{\gamma}_{\kappa\ell, \ell}$ becomes sufficiently small relative

to the overall standard error $\hat{\sigma}_n$. Second, although theoretically ungrounded, it may still be useful to report various confidence sets with b_ℓ set to 0. Such reports, coupled with concrete estimates of $\hat{\sigma}_n$, can aid in determining the most credible result. Note that, if b_ℓ is believed to be sufficiently small, the size distortion from overlooking the approximation bias might not be too significant. For instance, if $\sqrt{n}|b_\ell|/\hat{\sigma}_n \leq 0.4$, the actual size of the test could be at most 6.8% when the nominal size is set to 5%.

One may also attempt to calibrate \bar{b}_ℓ using the smoothness constants and the bunching moment estimated from the data. To implement this, estimates of $f_{Y^*(0)}^{(Q)}(y)$ and $g^{(Q)}(\tau, \theta, y)$, along with their derivatives of order less than or equal to ℓ , are required. The values of τ may be picked from a suitable grid in $(0, 1)$. These functions can be estimated using the weighted sieve regression similar to our estimation method. Then, we can calculate β and δ for selected values of ρ according to Definition 1. Alternatively, $|b_\ell|$ may be directly estimated as per Lemma A.2(iii). Such methods can provide further support for the validity of the chosen approximation order.

4.2 Inference on Partially Identified Values

This subsection outlines our proposed method for inference on the values in the identified set,

$$\Theta_0 = \{\theta \in \Theta : Q(Y_i \in [K_0, K_1]) \in [\underline{B}(\theta), \bar{B}(\theta)]\},$$

derived in Theorem 2. Our aim is to construct a valid confidence region C_n with the coverage rate $\liminf_{n \rightarrow \infty} \inf_{\theta \in \Theta_0} P(\theta \in C_n) \geq 1 - \alpha$. This task can be accomplished by inverting tests of the pointwise null hypotheses $H_0 : \theta_0 = \theta$ satisfying $\limsup_{n \rightarrow \infty} \sup_{\theta \in \Theta_0} E[\phi_n(\theta)] \leq \alpha$. For a simple illustration, we assume a single bunching moment.

Let θ be a hypothesized value such that $\theta \in \Theta_0$. We assume the existence of preliminary estimators for the analytic envelopes (\underline{f}, \bar{f}) and their derivatives, which permit asymptotic linear expansions at $y = K_0$. Then, we estimate the local moment functions, defined as $m_j(y) := E_Q[(R(K_1, X_i, \theta) - K_0)^j | Y_i^*(0) = y]$. These functions can be estimated using the polynomial sieve weighted regression. For instance, we can define estimators as

$$\hat{m}_{kj}(y) = z_k(y)' \hat{\gamma}_{kj}, \quad \hat{\gamma}_{kj} := \arg \min_{\gamma \in \mathbb{R}^k} \frac{1}{n} \sum_{i \in N} T_i(w_i^j - z'_{ki}\gamma)^2,$$

or we can use an alternative estimator such as

$$\tilde{\gamma}_{kj} = \arg \max_{\gamma \in \mathcal{F}_{kj}} \frac{1}{n} \sum_{i \in N} T_i \{w_i^j \log(z'_{ki}\gamma) - z'_{ki}\gamma\}.$$

Given a choice of $\kappa \in \mathbb{N}$ and $\ell \in [1, \kappa]$, satisfying Assumption 8, define

$$\begin{aligned}\hat{\mu}_{1n} &= \sum_{j=1}^{\ell} \frac{1}{j!} D_y^{j-1} [\hat{m}_{\kappa j}(y) \underline{f}(y)]_{y=K_0} - \hat{E}[T_i \mathbb{1}\{Y_i \in [K_0, K_1]\}] / \hat{E}[T_i], \\ \hat{\mu}_{2n} &= \sum_{j=1}^{\ell} \frac{1}{j!} D_y^{j-1} [\hat{m}_{\kappa j}(y) \bar{f}(y)]_{y=K_0} - \hat{E}[T_i \mathbb{1}\{Y_i \in [K_0, K_1]\}] / \hat{E}[T_i].\end{aligned}$$

The following moment inequalities are tested under $H_0 : \theta_0 = \theta$:

$$A\mu - \bar{b} := \begin{pmatrix} \mu_1 - \bar{b}_{1\ell} \\ -\mu_2 - \bar{b}_{2\ell} \end{pmatrix} \leq \begin{pmatrix} 0 \\ 0 \end{pmatrix}.$$

Here, A is a diagonal matrix of $(1, -1)'$, $\mu = (\mu_1, \mu_2)' = \text{plim}_{n \rightarrow \infty} (\hat{\mu}_{1n}, \hat{\mu}_{2n})'$, $\bar{b} = (\bar{b}_{1\ell}, \bar{b}_{2\ell})'$, and $\bar{b}_{1\ell}$ and $\bar{b}_{2\ell}$ denote the maximum absolute biases from the approximation of $B(\cdot)$ and $\bar{B}(\cdot)$, respectively, as specified in Theorem 2. If researchers believe that either $\bar{b}_{1\ell}$ or $\bar{b}_{2\ell}$, or both, are negligible, they may set these constants to 0.

There is a large body of literature on inference under moment inequalities (Romano et al., 2014; Andrews et al., 2023; Cox and Shi, 2023, etc). Among these methods, Cox and Shi (2023) proposed to use a chi-square test with data-adaptive critical values. Their procedure does not require simulation of data or bootstrap, making it well-suited for our approach. Following their procedure, we define a quasi-likelihood-ratio test statistic as

$$\mathcal{T}_n(\theta) = \min_{\mu: A\mu - \bar{b} \leq 0} n \begin{pmatrix} \hat{\mu}_{1n}(\theta) - \mu_1 \\ -\hat{\mu}_{2n}(\theta) + \mu_2 \end{pmatrix}' \hat{V}_n(\theta)^- \begin{pmatrix} \hat{\mu}_{1n}(\theta) - \mu_1 \\ -\hat{\mu}_{2n}(\theta) + \mu_2 \end{pmatrix}, \quad (15)$$

where the asymptotic variance, $\hat{V}_n(\theta)$, can be derived from the asymptotic expansions of $\sqrt{n}(\hat{\mu}_{1n}(\theta), \hat{\mu}_{2n}(\theta))'$. The critical value is set to $\chi_{\hat{df}(\theta)}^2(1 - \alpha)$, where $\hat{df}(\theta)$ denotes the rank of $[A\hat{V}(\theta)^-]_{\hat{J}}$. Here, we denote by $[A\hat{V}(\theta)^-]_{\hat{J}}$ the submatrix of $A\hat{V}(\theta)^-$ formed by the rows corresponding to the indices in \hat{J} , and by \hat{J} the set of indices for the binding inequalities at the solution to (15). For instance, suppose $\hat{V}_n(\theta)^{-1}$ exists and only one of the inequalities is binding across the values in Θ . Then, we reject $H_0 : \theta \in \Theta_0$ when $\mathcal{T}_n(\theta) > \chi_1^2(1 - \alpha)$. The confidence region can be constructed as $C_n = \{\theta \in \Theta : \mathcal{T}_n(\theta) \leq \chi_1^2(1 - \alpha)\}$.

5 Monte Carlo Experiments

To demonstrate the efficacy of the proposed method, we carry out a series of Monte Carlo experiments. We are particularly interested in the size and power properties of our test

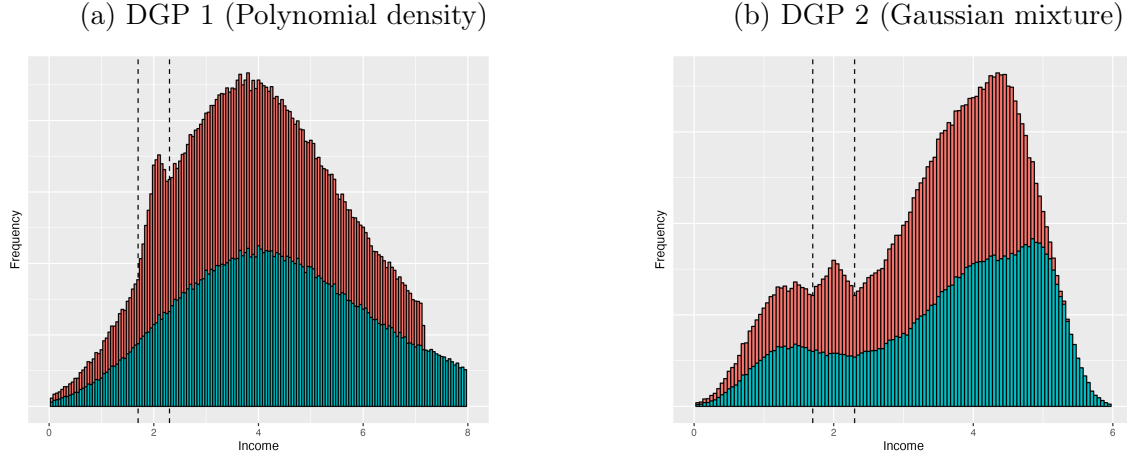
proposed in Section 4. We will compare the performance of our method with that of a version of the polynomial estimator to be introduced in this section.

The design of our experiments is described as follows. We generate a random sample $\{Y_i, X_i\}_{i=1}^n \subseteq \mathbb{R} \times \mathbb{R}$ of size $n = 100000$ that follows the augmented isoelastic model. It consists of the equations

$$\begin{aligned} Y_i^*(d) &= (1 - \tau_d)^{\theta_i} \eta_i, \quad d \in \{0, 1\}, \\ \theta_i &= \theta_0 + \omega_0 X_i, \quad (\theta_0, \omega_0) \in \Theta \equiv \{(\theta, \omega) : \theta > 0, |\omega| < \theta\}, \\ Y_i &= Y_i^* \mathbb{1}\{Y_i^* \notin [K_0, K_1]\} + \varepsilon_i \mathbb{1}\{Y_i^* \in [K_0, K_1]\}, \end{aligned}$$

where η_i possesses a positive density f_η and X_i is a uniform random variable on $[-1, 1]$ independent of η_i . The optimization errors are represented by ε_i , which assumes a triangular density in the window $[K_0, K_1]$. The parameters of interest are the average income elasticity $\theta_0 = E[\theta_i]$ and its differential $\omega_0 = \partial\theta_i/\partial X_i$ across values of X_i . We set θ_0 to 0.5 and ω_0 to either 0 or $\frac{1}{2}\theta_0$ in the experiments. The case where $\omega_0 = 0$ corresponds to the standard isoelastic model, whereas $\omega_0 \neq 0$ suggests observationally heterogeneous income responses. The policy parameters and the window are assumed to be known to the econometrician, which are set to $(\tau_0, \tau_1, K_0, K, K_1) = (0, 0.2, 1.7, 2.0, 2.3)$.

Figure 2: Distributions of Y and $Y^*(0)$ under each DGP



Notes: The panels display the data-generating processes used in each experiment. The histogram in red represents the empirical distribution of the actual income and the blue histogram shows the counterfactual income distribution prior to the introduction of the kink. For better distinction, the areas of the red and blue histograms are normalized to different values. The measurement unit is 10,000 USD. The demarcated region indicates the window of optimization errors, set to $[1.7, 2.3]$.

To impose the analyticity condition on $f_\eta = f_{Y^*(0)}$, we consider two types of distributions: a polynomial density and a Gaussian mixture, which are referred to as DGP 1 and DGP 2, respectively.⁹ Figure 2 illustrates these DGPs through the histograms of Y and $Y^*(0)$. DGP 1 in the left panel is based on the seventh-degree polynomial fitted to the U.S. income distribution between 1960 and 1969, as used in Saez (2010). This corresponds to the counterfactual density estimated by the polynomial strategy using the iterative proportional adjustment. DGP 2 is obtained by fitting a flexible location-scale Gaussian mixture model to a mixed skewed generalized error distribution. This DGP exemplifies an analytic density not covered by well-known parametric families.

We compare the performance of our inferential method using the generalized polynomial strategy with that of the polynomial estimator, which are referred to as GPS and PE, respectively, hereafter. We set the approximation order to $\ell = 5$. This choice is seemingly reasonable since it is not excessively large while able to control potential biases. Consequently, we adopted $\text{cv}_\alpha(0)$ as the critical value disregarding potential biases from the approximation. We selected the degree of polynomials between 7 and 11. The size of the extrapolation norm χ_κ^{-1} is traced and restricted to $\chi_\kappa^{-1} \lesssim 10 = n^{1/5}$ across all selected κ . We trimmed the lower 1% and upper 5% of the distribution for both DGPs. Such trimming may be necessitated in practice for various reasons: to prevent the counterfactual density from hitting the zero lower bound, to improve the overall model fitness, or to exclude suspected singularities from the distribution.

For the inference on a single parameter $\theta > 0$, where ω is set to 0, all methods are based on a single bunching moment, $P(Y_i \in [K_0, K_1])$. Figure 3 presents the results of the size and power comparison. To make this comparison, we used a version of the polynomial estimator that closely follows the procedure specified in Chetty et al. (2011). Specifically, in the Appendix, we show that the iteratively adjusted polynomial estimator can be formulated using the IV estimator from the following regression:

$$f_j = z_k(c_j)' \gamma + \sum_{l=j_0+1}^{j_1} \beta_l \left(\mathbb{1}\{j = l\} - \frac{f_j}{\sum_{j' > j_1} f_{j'}} \mathbb{1}\{j > j_1\} \right) + e_j, \quad j = 1, \dots, |\mathcal{J}|,$$

where $\mathcal{J} = \{1, \dots, |\mathcal{J}|\}$ represents the set of equispaced bins that partition the data support from left to right. The dependent variable is the observed share, $f_j = \frac{1}{n} \sum_{i=1}^n \mathbb{1}\{Y_i \in j\}$, at bin j . The first regressor is an order- k polynomial in the center of j , denoted by c_j . This term represents the counterfactual frequency at j before the introduction of the kink.

Let $j_0 + 1, \dots, j_1$ be the bins located within the window. The second set of regressors

⁹Details about the construction of these DGPs are relegated to the Appendix.

is coupled with the coefficients β_l , $j_0 < l \leq j_1$, which represent the amount of excess share at bin l . According to the given specification, the observed share exceeds the counterfactual share by β_j if j is located within the window. If j falls to the right of the window, f_j falls short of the counterfactual share by $(\sum_{l=j_0+1}^{j_1} \beta_l)/(n^{-1} \sum_i \mathbb{1}\{Y_i > K_1\})f_j$, proportionally to itself. This ensures that the excess and the missing shares net to $0 = \sum_{j_0 < l \leq j_1} \beta_l - (\sum_{j_0 < l \leq j_1} \beta_l)/(n^{-1} \sum_i \mathbb{1}\{Y_i > K_1\}) \sum_{j > j_1} f_j$, and hence the resulting estimate of the counterfactual density satisfies the integral constraint $\sum_{j \in \mathcal{J}} z_k(c_j)' \gamma = 1$.

The endogeneity arising from the inclusion of the counterfactual adjustment terms, $\mathbb{1}\{j = l\} - f_j \mathbb{1}\{j > j_1\}/(\sum_{j' > j_1} f_{j'})$, as l ranges over $j_0 + 1, \dots, j_1$, is addressed by an equal number of instrumental variables,

$$[\mathbb{1}\{j = j_0 + 1\}, \dots, \mathbb{1}\{j = j_1\}]',$$

which consist of the indicators for bins within the window. Let $(\hat{\beta}', \hat{\gamma}')$ be the coefficient estimated by the linear IV estimator using these instruments. We construct the counterfactual density and the share of excess bunching via the following functions:

$$\hat{f} := \frac{z_k(c_{j^*})' \hat{\gamma}}{\text{mesh}(\mathcal{J})}, \quad \hat{B} := \sum_{j=j_0+1}^{j_1} \hat{\beta}_j,$$

where j^* denotes the bin containing the cutoff and $\text{mesh}(\mathcal{J})$ is the width of each bin.¹⁰ This leads to the final estimate $\hat{\theta} = \frac{\hat{B}/\hat{f}}{K \log\left(\frac{1-\tau_0}{1-\tau_1}\right)}$. The standard errors are computed using the delta method¹¹ and heteroscedasticity-robust variances, which allow us to construct a confidence interval about θ_0 as $[\hat{\theta} \pm z_{1-\alpha/2} \text{se}(\hat{\theta})]$.

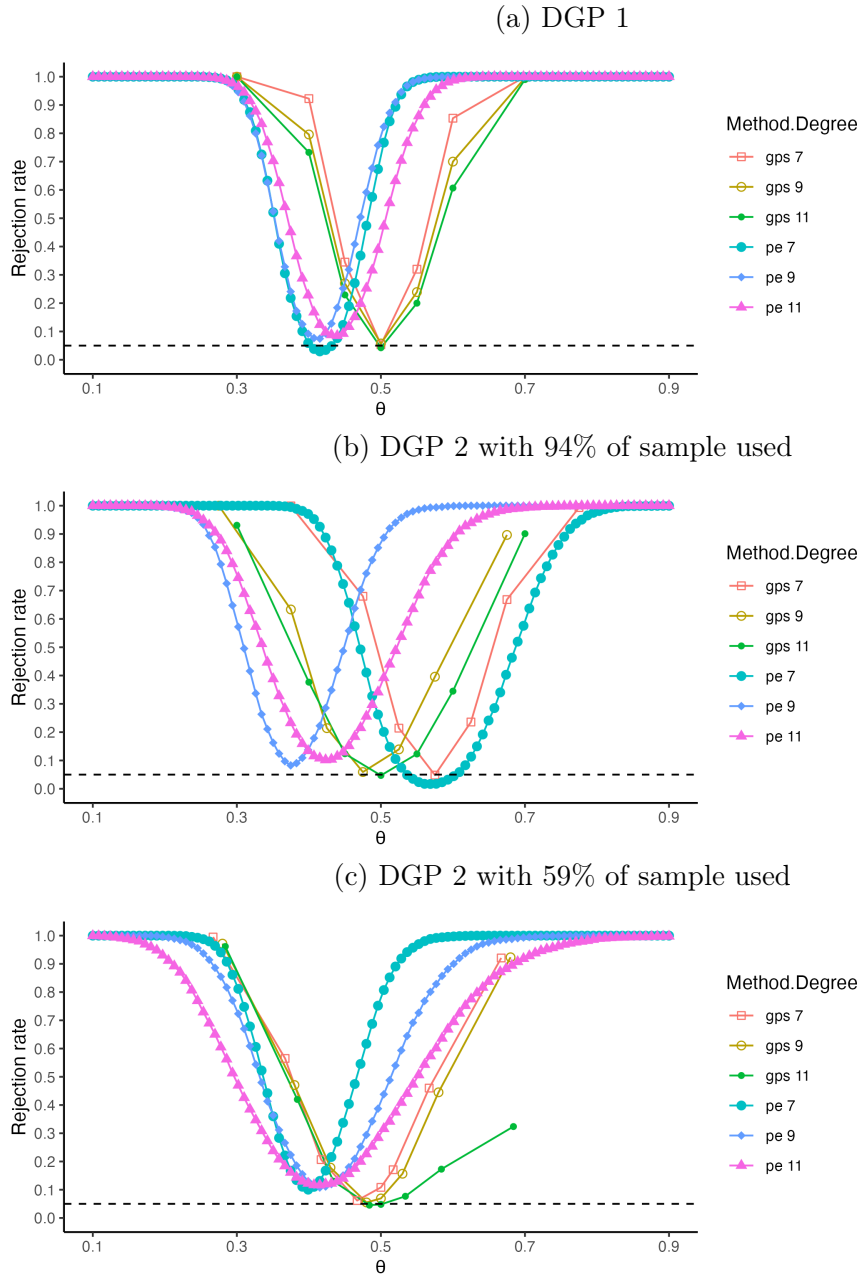
Figure 3 presents our findings in the isoelastic model. The top panel shows that our tests maintain correct size control across the selected degrees, whereas the power deteriorates as the order increases. In terms of the average CI lengths, degree 11 is approximately 30% wider than degree 7. In contrast, the tests based on the polynomial estimator suffer from biases, leading to over-rejection of the correct null hypothesis. The negative biases in the PE method suggest that the excess bunching estimator is biased towards zero. A plausible source of such biases is the lack of appropriate counterfactual adjustments. It may be inferred from Figure 2(a) that the counterfactual density is likely overestimated as the empirical distribution is mistaken for $f_{Y^*(0)}$ on the right side of the window. These biases are seemingly

¹⁰The original polynomial estimator by Chetty et al. (2011) used $\hat{f} = \frac{1}{j_1 - j_0} \sum_{j_0+1}^{j_1} z_k(c_j)' \gamma / \text{mesh}(\mathcal{J})$. We adapted it to more closely follow the identification by the small kink approximation. Under our specifications, there appear to be no major differences between these estimators and the resulting CIs.

¹¹When $|\mathcal{J}|$ is sufficiently large, ε_j , $j = 1, \dots, |\mathcal{J}|$, can be regarded as approximately independent.

not corrected by the iterative proportional adjustment method.

Figure 3: Power curves derived from GPS and PE methods



Notes: Each panel shows the power curves derived from GPS and PE methods with varying degrees of fitted polynomials. The dashed black line indicates the nominal size of 5%. The bin width is set to 0.05 in the PE method. Each figure is based on 1200 replications for GPS and 5000 for PE, respectively.

Figure 3(b) shows more variability compared to Figure 3(a). This is seemingly due to the fact that the counterfactual distribution in DGP 2 exhibits more hunches than in DGP 1,

and hence is more difficult to fit using a finite-order polynomial.¹² Indeed, when we restrict the data to the 1st to the 60th percentiles (approximately at $Y^*(0) = 4.23$), issues with the goodness of fit are largely resolved, and we obtain Figure 3(c) that is similar to Figure 3(a). Figure 3(b) illustrates that our method has diminishing sieve-approximation biases as the degree increases and holds a correct size control at degree 11. Thus, the biases can be reduced either by increasing the polynomial order or by trimming the data region where the fitness of the approximating polynomial is problematic. In contrast, the PE methods are consistently oversized under all specifications. In terms of the power properties, the average widths of the CI increase with the selected polynomial degree. This implies the bias-variance trade-off in the selection of the polynomial degree.

In the augmented model, we are interested in the joint hypothesis $H_0 : (\theta_0, \omega_0) = (0.5, \omega)$ across various values of $\omega \geq 0$. The test is facilitated by an additional bunching moment, $E[\exp(X_i)\mathbb{1}\{Y_i \in [K_0, K_1]\}]$, which gives higher weights to those with higher θ_i . The Wald statistic is defined in terms of this and the usual bunching moments. The critical value is set to $\chi^2_2(0.95)$ at the nominal level of 5%, disregarding potential approximation biases.

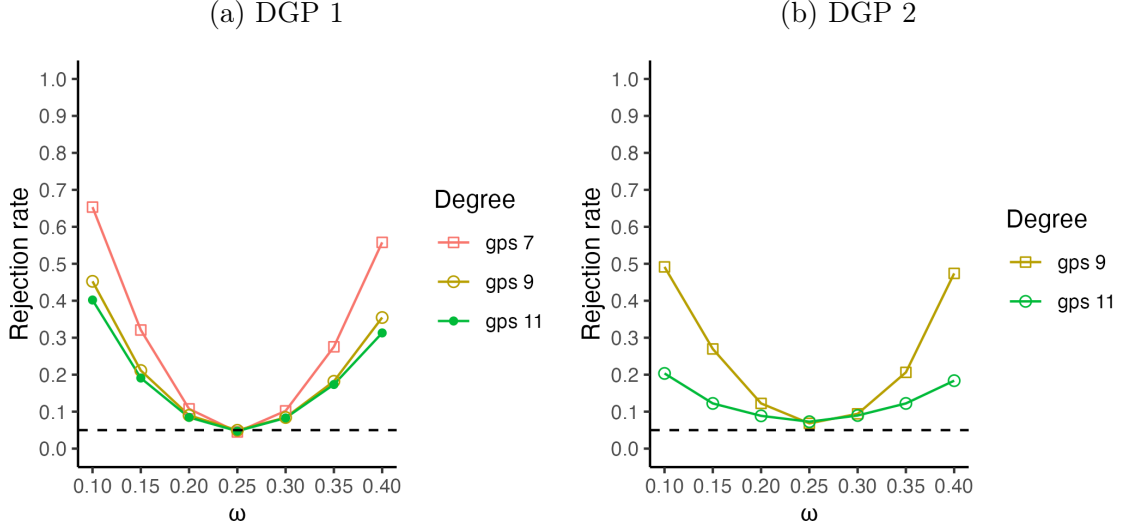
Figure 4 presents the power curves from these experiments based on DGPs 1 and 2. In both panels, one can observe U-shaped power curves, indicating a nearly correct size control and the generation of the power from our test. The maximum size was about 7% under DGP 2 when degree 11 was selected, which seems a moderate size distortion. In Figure 4(b), we have omitted the power curve for degree 7, as the over-rejection at the correct value has been demonstrated in Figure 3(b) already. In light of the near size control under degrees 9 and 11, this reaffirms the trade-off between the size and the power of the test in the polynomial degree selection.

6 Empirical Application

As an empirical illustration, we revisit Saez (2010), who studied the elasticity of taxable income to marginal tax rate changes assuming the isoelastic model. Specifically, we applied our method to the U.S. tax records data for joint married filers from 1960 to 1969, used for Figure 6A in Saez (2010). Due to limited accessibility to the original data, we instead used the aggregate data attached to the replication files of Blomquist et al. (2021). For our purposes, these aggregate data are allegedly sufficient. For details on the institutional setting, we refer the readers to Table 3 in Saez (2010).

¹²Some preliminary analysis shows that polynomials of degree 7 or 9 are quite poor at fitting the density of DGP 2 globally, especially around the hunch at the right peak. Degree 11 clearly shows an improved fit, and degree 14 exhibits an almost perfect fit.

Figure 4: Power curves across various values of ω



Note: The true value is $\omega_0 = 0.25$.

By fitting a seventh-degree polynomial to the data outside the range $K \pm \$4000$, where $K = \$20000$, [Blomquist et al. \(2021\)](#) found a point estimate of 0.454 using the polynomial estimator by [Chetty et al. \(2011\)](#). We conduct an empirical analysis of the same dataset based on our method and the polynomial estimator by [Chetty et al. \(2011\)](#) along with the comprehensive robustness checks across choices of the polynomial degree, the excluded window, and the fitted range of the sample. The approximation order remains $\ell = 5$, as in the previous section, which is seemingly reasonable given the valid size control in the data-based Monte Carlo studies. We apply our testing method and the Wald test based on the polynomial estimator introduced in Section 5. The degrees are chosen from $\{7, 9, 11\}$. For the polynomial estimator, we used an equispaced grid with a width of \$500 following the analyses in [Blomquist et al. \(2021\)](#) and [Saez \(2010\)](#). The excluded window is set either to $K \pm \$4000$ or $K \pm \$5000$, each serving as the main specification and the robustness check. These windows are selected by examining the observed income distribution and identifying the points where the distribution begins to rise and returns to a normal level (see Figure 1). The sample is truncated from the 1st to the u th percentile, where u ranges over $\{60, 80, 90, 95\}$. The upper boundary u represents the degree of locality in the counterfactual estimation.

The CIs from our analysis are presented in Table 1. Several crucial observations can be made from this table. First, as the polynomial degree increases, the GPS CIs become less sensitive to sample truncation. This suggests potential issues with the model fitness of the seventh and ninth-degree polynomials over the entire data range. In contrast, the

eleventh-degree polynomial provides relatively stable CIs as more data are used, indicating its fitness for the empirical distribution. The GPS CIs appear to converge on the same range as the estimation becomes more local to the window. Consequently, $[0.250, 0.450]$ appears to be the most credible GPS CI robust to specifications.

On the other hand, the PE CIs show greater variability compared to the GPS CIs across the chosen degrees and the truncation levels. Given a fixed level of truncation, the selected polynomial degree affects the final result quite significantly. This makes it more involved to choose an appropriate polynomial degree in the PE method than in the GPS method. The degrees 7 and 9 appear to be poor at fitting the entire range of distribution in light of the sensitivity to the truncated region. Consequently, it seems reasonable to select one of the CIs with degree 11 among the PE CIs. However, the resulting PE CI would significantly differ from the GPS CI.

In Panel B, we repeated the same exercises as above except with the excluded window set to $K \pm \$5000$. We observe that the GPS CIs are mildly widened as the excluded window is expanded. This may be attributed to increases in the standard errors. Parallel to Panel A, there is little ambiguity in the resulting GPS CIs when 60% of the sample is used. This substantiates our analysis using the main specification of the window, which is unlikely driven by an inappropriate guess on the error range. However, this observation is unclear for the PE method.

Summing up, we found a CI of $[0.25, 0.45]$ for the taxable income elasticity, with 0.350 being the most likely value. This result differs from the previous estimates of 0.390 and 0.454, reported in [Blomquist et al. \(2021\)](#) using the trapezoidal approximation and polynomial estimator of degree 7, respectively. These differences may well matter for the empirical implementation of the optimal tax rates. Calculations based on [Saez \(2001\)](#) reveal that these differences in the compensated income elasticity translate to 2.7%p and 6.4%p increases in the revised optimal top tax rates, respectively.¹³ If these elasticities apply only to a small neighborhood around the first kink, the 11% and 30% decreases in bunching estimates translate to approximately the same percentage increases in the odds of optimal local tax rates, assuming all else remains equal.

Our analysis shows that the estimation results based on the polynomial estimator are sensitive to the choice of various user-chosen parameters, such as the polynomial degree, the excluded window, and the fitted region. Its inconsistency across various polynomial degrees suggests that the polynomial strategy – connecting the dots between $Y^*(0)$ and $Y^*(1)$ using

¹³ According to [Saez \(2001\)](#), the optimal top rate in the absence of income effect is given by $\tau^* = (1 - \bar{g})/(1 - \bar{g} + a\theta)$, where $a > 0$ denotes the Pareto parameter associated with the tail income distribution and $\bar{g} \geq 0$ represents the social welfare weight assigned to the top bracket tax-payers. In all calculations in this paper, these parameters are calibrated as $a = 2$ and $\bar{g} = 0$, respectively.

polynomial extrapolation – may not perform reliably without applying proper counterfactual adjustments. Our findings demonstrate that the researcher can obtain credible confidence sets for the structural parameter of interest by combining bunching evidence with valid inferential methods.

Table 1: 95% Confidence intervals under various specifications

	Percentage of sample used (from 1st to u th percentile)			
	94%	89%	79%	59%
Panel A. $K \pm \$4000$				
GPS 7	[.390, .555]	[.340, .490]	[.335, .485]	[.275, .445]
GPS 9	[.315, .475]	[.310, .480]	[.215, .405]	[.250, .455]
GPS 11	[.245, .440]	[.250, .450]	[.250, .465*]	[.250, .540*]
PE 7	[.320, .484]	[.283, .446]	[.252, .422]	[.216, .369]
PE 9	[.275, .421]	[.245, .409]	[.132, .312]	[.169, .351]
PE 11	[.133, .329]	[.174, .350]	[.184, .392]	[.132, .507]
Panel B. $K \pm \$5000$				
GPS 7	[.400, .660]	[.305, .525]	[.295, .500]	[.245, .475]
GPS 9	[.285, .500]	[.285, .505]	[.200, .450]	[.240, .490]
GPS 11	[.215, .475]	[.245, .535]	[.270, .735*]	[.190**, NA]
PE 7	[.322, .580]	[.266, .524]	[.216, .466]	[.151, .448]
PE 9	[.252, .475]	[.205, .477]	[.015, .338]	[.026, .426]
PE 11	[.000, .338]	[.034, .383]	[.060, .489]	[.000, 1.243]

Notes: The equispaced grid with a width 0.005 is used for the test inversion. In the GPS method, χ_{κ}^{-1} exceeding 20 is marked by an asterisk (*) at either edge of the confidence interval. In addition, χ_{κ}^{-1} greater than 45 is indicated by **.

7 Conclusion

The bunching design is a powerful methodology that enables us to deduce behavioral parameters from the observed responses of individuals to discontinuities in the incentives. Since its initial proposal by [Saez \(2010\)](#) and subsequent development into a formal framework ([Chetty et al., 2011](#); [Kleven and Waseem, 2013](#)), it has found a broad range of applications in economic studies. However, despite its growing popularity, there has been a lack of econometric foundations for its practical and theoretical aspects until recently.

This paper develops a formal econometric framework and tools for identification and inference in bunching designs. Our approach can accommodate observably heterogeneous

choice behavior in the model, only limitedly permitted in previous methods. Our identification method hinges on the analyticity condition of the counterfactual, which does not necessitate an ex-ante parametric family of distributions. This identification scheme can be seamlessly integrated with our generalized polynomial strategy. Our method restores the merits of the traditional polynomial strategy while addressing weaknesses in the widespread practice. We furnish a suite of tools for counterfactual correction, estimation, and inference to enhance empirical practice. In the alternative approach to partial identification, the assumption of analytic counterfactual density is relaxed, providing more flexible methodological options for practitioners.

In this paper, our focus has primarily been on static bunching designs, where the counterfactual can be deduced from the observed distribution in the data. In other important applications, such an assumption may not hold due to global impacts of discontinuous incentives on the distribution, limited data availability, or other behavioral constraints. Exploring viable methodologies in these contexts could be a fruitful avenue for future research.

References

- Anagol, S., Davids, A., Lockwood, B. B., and Ramadorai, T. (2024). Diffuse Bunching with Frictions: Theory and Estimation. <https://www.nber.org/papers/w32597>.
- Andrews, I., Roth, J., and Pakes, A. (2023). Inference for linear conditional moment inequalities. *Review of Economic Studies*, 90(6):2763–2791.
- Bertanha, M., McCallum, A. H., and Seegert, N. (2023). Better bunching, nicer notching. *Journal of Econometrics*, 237(2):105512.
- Best, M. C., Brockmeyer, A., Kleven, H. J., Spinnewijn, J., and Waseem, M. (2015). Production versus Revenue Efficiency with Limited Tax Capacity: Theory and Evidence from Pakistan. *Journal of Political Economy*, 123(6):1311–1355.
- Best, M. C., Cloyne, J. S., Ilzetzki, E., and Kleven, H. J. (2020). Estimating the Elasticity of Intertemporal Substitution Using Mortgage Notches. *The Review of Economic Studies*, 87(2):656–690.
- Best, M. C. and Kleven, H. J. (2018). Housing market responses to transaction Taxes: Evidence from notches and stimulus in the U.K. *Review of Economic Studies*, 85(1):157–193.

- Blomquist, S., Kumar, A., Liang, C.-Y., and Newey, W. K. (2015). Individual Heterogeneity, Nonlinear Budget Sets, and Taxable Income. *SSRN Electronic Journal*.
- Blomquist, S., Newey, W. K., Kumar, A., and Liang, C. Y. (2021). On bunching and identification of the taxable income elasticity. *Journal of Political Economy*, 129(8).
- Blundell, R., Kristensen, D., and Matzkin, R. (2017). Individual counterfactuals with multidimensional unobserved heterogeneity. Technical report, The IFS.
- Cengiz, D., Dube, A., Lindner, A., and Zipperer, B. (2019). The Effect of Minimum Wages on Low-Wage Jobs. *The Quarterly Journal of Economics*, 134(3):1405–1454.
- Chernozhukov, V. and Hansen, C. (2005). An IV Model of Quantile Treatment Effects. *Econometrica*, 73(1):245–261.
- Chetty, R., Friedman, J. N., Olsen, T., and Pistaferri, L. (2011). Adjustment Costs, Firm Responses, and Micro vs. Macro Labor Supply Elasticities: Evidence from Danish Tax Records. *The Quarterly Journal of Economics*, 126(2):749–804.
- Cox, G. and Shi, X. (2023). Simple adaptive size-exact testing for full-vector and subvector inference in moment inequality models. *The Review of Economic Studies*, 90(1):201–228.
- Dee, T. S., Dobbie, W., Jacob, B. A., and Rockoff, J. (2019). The Causes and Consequences of Test Score Manipulation: Evidence from the New York Regents Examinations. *American Economic Journal: Applied Economics*, 11(3):382–423.
- Derenoncourt, E. and Montialoux, C. (2020). Minimum Wages and Racial Inequality. *The Quarterly Journal of Economics*, 136(1):169–228.
- Ewens, M., Xiao, K., and Xu, T. (2024). Regulatory costs of being public: Evidence from bunching estimation. *Journal of Financial Economics*, 153:103775.
- Foremny, D., Jofre-Monseny, J., and Solé-Ollé, A. (2017). ‘Ghost citizens’: Using notches to identify manipulation of population-based grants. *Journal of Public Economics*, 154:49–66.
- Ghanem, D., Shen, S., and Zhang, J. (2020). A Censored Maximum Likelihood Approach to Quantifying Manipulation in China’s Air Pollution Data. *Journal of the Association of Environmental and Resource Economists*, 7(5):965–1003.
- Goff, L. (2022). Treatment Effects in Bunching Designs: The Impact of Mandatory Overtime Pay on Hours. arXiv:2205.10310 [econ.EM].

- Iaria, A. and Wang, A. (2024). Real Analytic Discrete Choice Models of Demand: Theory and Implications. *Econometric Theory*, pages 1–49.
- Kleven, H. J. and Waseem, M. (2013). Using notches to uncover optimization frictions and structural elasticities: Theory and evidence from Pakistan. *Quarterly Journal of Economics*, 128(2):669–723.
- Matzkin, R. L. (2003). Nonparametric Estimation of Nonadditive Random Functions. *Econometrica*, 71(5):1339–1375.
- Newey, W. K. (1997). Convergence rates and asymptotic normality for series estimators. *Journal of Econometrics*, 79(1).
- Pollard, D. (2001). *A User’s Guide to Measure Theoretic Probability*. Cambridge Series in Statistical and Probabilistic Mathematics. Cambridge University Press, Cambridge.
- Romano, J. P., Shaikh, A. M., and Wolf, M. (2014). A practical two-step method for testing moment inequalities. *Econometrica*, 82(5):1979–2002.
- Saez, E. (2001). Using Elasticities to Derive Optimal Income Tax Rates. *The Review of Economic Studies*, 68(1):205–229.
- Saez, E. (2010). Do taxpayers bunch at kink points? *American Economic Journal: Economic Policy*, 2(3):180–212.
- Schechter, S. (1959). On the inversion of certain matrices. *Mathematical Tables and Other Aids to Computation*, 13(66):73–77.
- Stein, E. M. and Shakarchi, R. (2010). *Complex Analysis*. Princeton University Press.
- Theodossiou, P. (2015). Skewed Generalized Error Distribution of Financial Assets and Option Pricing. *Multinational Finance Journal*, 19(4):223–266.
- Timan, A. F. (1994). *Theory of Approximation of Functions of a Real Variable*. Dover Publications, New York.
- Tropp, J. A. (2012). User-Friendly Tail Bounds for Sums of Random Matrices. *Foundations of Computational Mathematics*, 12(4):389–434.
- Wainwright, M. J. (2019). *High-Dimensional Statistics: A Non-Asymptotic Viewpoint*. Cambridge University Press.

Appendices

A Technical Lemmas and Proofs

Section A is organized as follows. First, we present technical and intermediary lemmas for the main results in the paper. We borrow several concepts from the theory of complex analysis to develop the approximation theory of analytic functions. These are followed by proofs of the lemmas and the main results presented in the paper.

A.1 Technical Lemmas and Remarks

We first characterize the class of analytic functions well-suited for our analysis. Let $[a, b]$ be a nonempty compact interval and r be a value such that $r > \frac{b-a}{2}$. We define $A_r([a, b])$ as the collection of all real-analytic functions $f : [a, b] \rightarrow \mathbb{R}$ that permits a complex-analytic continuation $\tilde{f} : C_{r,a,b} \rightarrow \mathbb{C}$ such that $\tilde{f}|_{[a,b]} = f$. Here, the Bernstein ellipse $C_{r,a,b} \subseteq \mathbb{C}$ is defined as the ellipse in the complex plane that has $(a, 0) = a + 0i$ and $(b, 0) = b + 0i$ as its foci and sum of its semimajor and semiminor lengths equal to r . The norm of f is defined as $\|f\|_{A_r([a,b])} = \sup_{z \in C_{r,a,b}} |\tilde{f}(z)|$, assuming that the supremum is finite. This norm quantifies the variability of the function f and its derivatives. For more details about this function class and related results, readers may consult Timan (1994, p. 130). We define an R -neighborhood of a set $A \subseteq \mathbb{R}^d$ as $\{x \in \mathbb{R}^d : \inf_{z \in A} \|x - z\| < R\}$.

In what follows, let (Y, W) denote a random vector with a compact support. Lemmas A.1 and A.2 play a central role in establishing the main identification results, Theorems 1 and 2, in the main text. We will apply these lemmas to the random vector

$$(Y, W) = (Y_i^*(0), R(K_1, X_i, \theta))$$

and the functions $f_{Y^*(0)}$, \bar{f} , and \underline{f} over the region $[a, b]$, either $[K_0, \bar{\mathcal{Y}}_0]$ or $[K_0, \bar{K}_1]$.

Lemma A.1. *Let $l \in \mathbb{N}$ and $f : [a, b] \rightarrow \mathbb{R}$ be $(l - 1)$ -times continuously differentiable with $D^l f$ almost everywhere bounded in $[a, b]$. Assume that for each $1 \leq j \leq l$, $(w, y) \mapsto$*

$D_y^{j-1}E[(W - w)_+^j|Y = y]$ is Lipschitz continuous on $[a, b] \times [a, b]$. Then, it holds that

$$\begin{aligned} & \int_a^b E[\mathbb{1}\{W \geq Y\}|Y = y] f(y) dy \\ &= \sum_{j=1}^l \frac{1}{j!} D_y^{j-1} [E[(W - a)_+^j|Y = y] f(y)]_{y=a} - \sum_{j=1}^l \frac{1}{j!} D_y^{j-1} [E[(W - b)_+^j|Y = y] f(y)]_{y=b} \\ &+ \frac{1}{l!} \int_a^b D_y^l [E[(W - w)_+^l|Y = y] f(y)]_{w=y} dy. \end{aligned}$$

Lemma A.2. Assume that $W = g(Y, \tau)$ for some function g and a random variable $\tau \in (0, 1)$ independent of Y whose distribution is μ . Let f and $(g(\cdot, \tau))_{\tau \in (0, 1)}$ satisfy the analyticity condition on $[a, b]$ for some smoothness constants (ρ, δ, β) . Then the following are true.

(i) For each $j \in \mathbb{N}$, $(w, y) \mapsto D_y^{j-1}[E[(W - w)_+^j|Y = y]f(y)]$ exists and is a Lipschitz continuous function on $[a, b] \times [a, b]$.

(ii) For each $m \in \mathbb{Z}_+$, $l \in \mathbb{Z}_+$, and $w \in [a, b]$, it holds that, for all $R \in (0, \rho]$ and $y \in [a, b]$,

$$\begin{aligned} & \frac{1}{l!} |D_y^l [E[(W - w)_+^m|Y = y]f(y)]| \\ & \leq R^{-l} E_{\tau \sim \mu} \left[\left| \int_0^1 \operatorname{Re} \{ (g(y + Re^{2\pi i x}, \tau) - w)^l f(y + Re^{2\pi i x}) e^{-2\pi i l x} \} dx \right| \mathbb{1}\{g(y, \tau) - w > 0\} \right] \\ & \leq R^{-l} E_{\tau \sim \mu} \left[\left(\sup_{x \in [0, 1]} |g(y + Re^{2\pi i j x}, \tau) - w| \right)^m \mathbb{1}\{g(y, \tau) - w > 0\} \right] \\ & \quad \times \int_0^1 |f(y + Re^{2\pi i j x})| dx. \end{aligned}$$

Here, the functions f and g are understood as analytic continuations of the respective functions.

(iii) For each $l \in \mathbb{N}$, it holds

$$\begin{aligned} & \frac{1}{l!} \int_a^b \left| D_y^l [E[(W - w)_+^l|Y = y]f(y)]_{w=y} \right| dy \\ & \leq \rho^{-l} \int_a^b E_{\tau \sim \mu} \left[\left| \int_0^1 \operatorname{Re} \{ (g(y + \rho e^{2\pi i x}, \tau) - y)^l f(y + \rho e^{2\pi i x}) e^{-2\pi i l x} \} dx \right| \mathbb{1}\{g(y, \tau) - y > 0\} \right] dy \\ & \leq \beta \delta^l \int_a^b E[\mathbb{1}\{W \geq Y\}|Y = y] |f(y)| dy. \end{aligned}$$

(iv) Let $f_j(y) := E[(W - a)_+^j|Y = y]f(y)$. Then, for any $0 < R < \rho$, f_j can be analytically

extended to the R -neighborhood of $[a, b]$. Moreover, it holds that

$$\sup_{y \in [a, b], 0 \leq r \leq R, x \in [0, 1]} |f_j(y + re^{2\pi i x})| \lesssim (\delta \rho)^j.$$

Definition 2. Let $\mathcal{F}_R([a, b])$ be a class of analytic functions $f : [a, b] \rightarrow \mathbb{R}$ that can be analytically extended to the R -neighborhood of $[a, b]$, equipped with a norm defined as

$$\|f\|_{\mathcal{F}_R([a, b])} = \sup_{y \in [a, b], 0 \leq r \leq R, x \in [0, 1]} |f(y + re^{2\pi i x})|,$$

where $f(y + re^{2\pi i x}) := f(y) + \sum_{j=1}^{\infty} \frac{1}{j!} D_y^j[f(y)] r^j e^{2\pi i j x}$.

Lemma A.3. Let $\varepsilon > 0$ be any constant such that $\frac{1}{1 + \frac{2R}{b-a} + \frac{2}{b-a} \sqrt{R^2 + (b-a)R}} < \varepsilon < 1$. Then, there exist some constants $c_1, c_2 > 0$, depending only on ε , such that for all $j \in \mathbb{Z}_+$, it holds

$$\inf_{p \in \mathcal{P}_k} \sup_{y \in [a, b]} \frac{1}{j!} |D_y^j[f(y) - p(y)]| \leq c_1 c_2^j \varepsilon^k \|f\|_{\mathcal{F}_R([a, b])}, \quad \forall f \in \mathcal{F}_R([a, b]).$$

Here, \mathcal{P}_k denotes the linear span of all polynomials of degree less than $k \in \mathbb{N}$.

Let us denote $\lambda_{\max}(A)$ and $\lambda_{\min}(A)$ as the largest and smallest eigenvalues of a matrix A , respectively.

Lemma A.4. Let $0 < a < b \leq 1$. Let $z_k(y) = (1, y - a, \dots, (y - a)^{k-1})'$ and $S = [0, a] \cup [b, 1]$. Define $Q_k := \int_S z_k(y) z_k(y)' dy$ and $H_k = \int_0^1 z_k(y) z_k(y)' dy$. Then the following are true.

(i) Let $\varepsilon \in (0, 1)$. Then, there exist positive constants c_1, c_2 , and c_3 depending only on a, b , and ε such that

$$\begin{aligned} j^{-1} (c_1 k / j)^{2j-1} &\lesssim [H_k^{-1}]_{j,j} \lesssim j^{-1} (c_2 k / j)^{2j-1}, \\ [Q_k^{-1}]_{j,j} &\lesssim j^{-1} (c_3 k / j)^{4j-1}, \end{aligned}$$

uniformly for all $k \in \mathbb{N}$ and $j \in \mathbb{N}$ such that $j/k \leq \varepsilon$.

(ii) $\chi_k \gtrsim c^k$ holds for some constant $c \in (0, 1)$ that depends only on a, b , where $\chi_k = \lambda_{\min}(H_k^{-1/2} Q_k H_k^{-1/2})$.

Lemma A.5 (Non-asymptotic bound on sum of i.i.d. random matrices). Let $p \in [1, \infty)$. Let $(B_i)_{i=1}^n$ be a sequence of i.i.d. d_1 by d_2 random matrices with $E[B_i] = 0$ and $E[\|B_i\|^p] < \infty$.

Then, for some absolute constant $C_p > 0$, it holds that

$$E \left[\left\| \frac{1}{\sqrt{n}} \sum_{i=1}^n B_i \right\|^p \right]^{1/p} \leq C_p E[\sigma^p]^{1/p} \sqrt{\log(d_1 + d_2)},$$

where $\sigma = \max\{\|\frac{1}{n} \sum_{i=1}^n B_i B_i'\|^{1/2}, \|\frac{1}{n} \sum_{i=1}^n B_i' B_i\|^{1/2}\}$.

Remark 1. Constant β in part (i) of Definition 1 represents the following quantity:

$$\beta(\rho) = \sup_{y \in [a, b]} \int_0^1 \left| \frac{f(y + \rho e^{2\pi i x})}{f(y)} \right| dx \in [1, \infty),$$

which measures the relative variation of f in the ρ -neighborhood of $[a, b]$. By the mean-value property of holomorphic functions, $\beta(\rho)$ increases with $\rho > 0$ and $\beta(0) = 1$. Similarly, $\delta < 1$ regulates the local deviations of $g_\alpha(y)$ from y by requiring that

$$\sup_{y \in [a, b], |z| = \rho} \left| \frac{g_\tau(y + z) - y}{z} \right| \mathbb{1}\{y \leq g_\tau(y)\} \leq \delta < 1$$

for all $\tau \in (0, 1)$. A sufficient condition is given by

$$\sup_{y \in [a, b], |z| = \rho} \left| \frac{g_\tau(y + z) - g_\tau(y)}{z} \right| \mathbb{1}\{y \leq g_\tau(y)\} + \frac{g_\tau(y) - y}{\rho} \leq \delta,$$

which requires that g_τ be a contraction in y around ρ -neighborhood of $[a, b]$.

The magnitude of β does not play a crucial role for identification purposes as far as $\delta < 1$, although it affects the finite-sample approximation bias in the estimation. On the contrary, $\delta < 1$ requires that the upper edge of the bunching interval be a contraction in y . This condition is necessary to ensure marginal individuals – to see this point, note that the bunching interval is given by $\{K_0 \leq Y_i^*(0) \leq R(K_1, X_i, \theta_0)\} = \{K_0 \leq Y_i^*(0) \leq g^{(Q)}(\tau_i, \theta_0, Y_i^*(0))\}$ where $\tau_i \in (0, 1)$ denotes the population quantile of $R(K_1, X_i, \theta_0)$ for unit i conditional on $Y_i^*(0) = y$. Since $g^{(Q)}(\tau_i, \theta_0, y)$ is a contraction in y , the bunching will only occur in the range $Y_i^*(0) \in [K_0, y(\tau_i)]$, where $y(\tau_i) \leq \bar{\mathcal{Y}}_0$ denotes a unique solution to the equation $y = g^{(Q)}(\tau_i, \theta_0, y)$ in $y \in [K_0, \bar{\mathcal{Y}}_0]$. The existence and uniqueness of the solution is ensured by the intermediate value and the contraction mapping theorems. Thus, bunching stops occurring at those marginal bunchers across all $\tau_i \in (0, 1)$, as should be expected in real-world examples.

A.2 Intermediary Lemmas

Lemma A.6. *Under the same set of assumptions as in Theorem 3, as $n \rightarrow \infty$, it holds*

$$\hat{\mu}_n = o_P(1) \quad \text{under } H_0.$$

Lemma A.7. *Under the same set of assumptions as in Theorem 3, there exists an absolute constant $C > 0$ such that it holds*

$$\frac{1}{n} \sum_{i \in N} \sum_{j=1}^{\ell} |\hat{f}_{\kappa ji} - f_{\kappa ji}|^2 \lesssim_P \frac{C^\ell \kappa}{n},$$

where $f_{\kappa ji}$ and $\hat{f}_{\kappa ji}$ are shorthands for $f_{\kappa j}(Y_i(0))$ and $\hat{f}_{\kappa j}(Y_i(0))$, respectively, for units $i \in N$.

A.3 Proofs of lemmas

A.3.1 Proof of Lemma A.1

Let $l \in \mathbb{N}$ be fixed. Define an auxiliary function

$$m(y) = - \sum_{j=1}^l \frac{1}{j!} D_w^{j-1} [E [(W - y)_+^j | Y = w] f(w)]_{w=y}.$$

By the assumption, m is Lipschitz continuous, and thus is absolutely continuous. By the fundamental theorem of calculus, we have that

$$\begin{aligned} \int_a^b m'(y) dy &= m(b) - m(a) = \sum_{j=1}^l \frac{1}{j!} D_y^{j-1} [E [(W - a)_+^j | Y = y] f(y)]_{y=a} \\ &\quad - \sum_{j=1}^l \frac{1}{j!} D_y^{j-1} [E [(W - b)_+^j | Y = y] f(y)]_{y=b}. \end{aligned}$$

To evaluate the left-hand side of the equation above, we note that by the chain rule of differentiation,

$$\begin{aligned}
m'(y) &= - \sum_{j=1}^l \left[-\frac{1}{(j-1)!} D_y^{j-1} [E[(W-w)_+^{j-1} | Y=y] f(y)]_{w=y} \right. \\
&\quad \left. + \frac{1}{j!} D_y^j [E[(W-w)_+^j | Y=y] f(y)]_{w=y} \right] \\
&= E[\mathbb{1}\{W \geq Y\} | Y=y] f(y) - \frac{1}{l!} D_y^l [E[(W-w)_+^l | Y=y] f(y)]_{w=y}.
\end{aligned}$$

This gives

$$\int_a^b m'(y) dy = \int_a^b E[\mathbb{1}\{W \geq Y\} | Y=y] f(y) dy - \frac{1}{l!} \int_a^b D_w^l [E[(W-y)_+^l | Y=w] f(w)]_{w=y} dy,$$

which completes the proof of Lemma A.1.

A.3.2 Proof of Lemma A.2

In this proof, the partial differential operators, D_w and D_y , are understood in the weak sense. Then, mixed partials are independent of the order of differentiation up to a set of measure zero. Differentiation under the integral sign is possible almost everywhere for sufficiently regular functions.

To prove Lemma A.2(i), let $q(w, y) := D_y^{j-1} E[(W-w)_+^j | Y=y]$. Note that, by differentiating under the integral sign,

$$q(w, y) = \int D_y^{j-1} [(g(y, \tau) - w)^j] \mathbb{1}\{g(y, \tau) - w > 0\} d\mu(\tau)$$

for *all* $(w, y) \in [a, b] \times [a, b]$. Thus, for almost every $(w, y) \in [a, b] \times [a, b]$, we have weak derivatives

$$\begin{aligned}
D_y q(w, y) &= \int D_y^j [(g(y, \tau) - w)^j] \mathbb{1}\{g(y, \tau) - w > 0\} d\mu(\tau), \\
D_w q(w, y) &= -j \int D_y^{j-1} [(g(y, \tau) - w)^{j-1}] \mathbb{1}\{g(y, \tau) - w > 0\} d\mu(\tau).
\end{aligned}$$

On the right-hand side, the integrals are a.e. bounded in $[a, b] \times [a, b]$, which implies that q has a Lipschitz continuous version. Since q is continuous itself, it must agree with that version. Thus, q is Lipschitz continuous, completing the proof of Lemma A.2(i).

To prove Lemma A.2(ii), we first define $\tilde{g}(y, \tau) = g(y, \tau) - w$. By differentiating under

the integral sign, we observe that

$$\begin{aligned} |D_y^l \{E[(W - w)_+^m | Y = y] f(y)\}| &= |E[D_y^l \{\tilde{g}(y, \tau)^m \mathbb{1}\{\tilde{g}(y, \tau) > 0\} f(y)\}]| \\ &\leq E[|D_y^l \{\tilde{g}(y, \tau)^m f(y)\}| \mathbb{1}\{\tilde{g}(y, \tau) > 0\}]. \end{aligned}$$

Let us first focus on the term $|D_y^l \{\tilde{g}(y, \tau)^m f(y)\}|$ inside the expectation. For each $\tau \in (0, 1)$, the function $z \mapsto \tilde{g}(z, \tau)^m f(z)$ can be extended to a complex-analytic function on the ρ -neighborhood of $[a, b]$ by the analyticity condition.¹⁴ With slight abuse of notation, let us denote its analytic continuation again by $\tilde{g}(z, \tau)^m f(z)$. It follows by Cauchy's integral theorem (Stein and Shakarchi, 2010) that

$$\begin{aligned} \frac{1}{l!} D_y^l [\tilde{g}(y, \tau)^m f(y)] &= \frac{1}{2\pi i} \int_{|z-y|=R} \frac{\tilde{g}(z, \tau)^m f(z)}{(z-y)^{l+1}} dz \\ &= R^{-l} \int_0^1 \tilde{g}(v + Re^{2\pi i x}, \tau)^m f(v + Re^{2\pi i x}) e^{-2\pi i l x} dx \end{aligned} \quad (16)$$

$$= R^{-l} \int_0^1 \operatorname{Re} \{ \tilde{g}(v + Re^{2\pi i x}, \tau)^m f(v + Re^{2\pi i x}) e^{-2\pi i l x} \} dx. \quad (17)$$

for any $0 < R \leq \rho$, where the substitution $z = v + Re^{2\pi i x}$, $x \in [0, 1]$, was made. This proves the first inequality in Lemma A.2(ii) by the triangle inequality.

By the triangle inequality, (17) implies

$$\frac{1}{l!} |D_y^l [\tilde{g}(y, \tau)^m f(y)]| \leq R^{-l} \sup_{x \in [0, 1]} |g(y + Re^{2\pi i x}, \tau) - w|^m \int_0^1 |f(v + Re^{2\pi i x})| dx.$$

Multiplying by $\mathbb{1}\{g(y, \tau) - w > 0\}$ and integrating with respect to $\tau \sim \mu$, we obtain the last inequality.

The second line in Lemma A.2(iii) is a direct consequence of Lemma A.2(ii) by substituting $m = l$, $R = \rho$, and $w = y$ and then integrating with respect to y . The last line follows from the assumed analyticity condition.

To prove Lemma A.2(iv), without loss of generality, assume $[a, b] = [-1, 1]$. It suffices to upper bound the power series $\sum_l \frac{1}{l!} |D_y^l f_j(y)| R^l$ uniformly in $y \in [-1, 1]$ for any $R < \rho$.

¹⁴The ρ -neighborhood of $[a, b]$ is defined as $\{z \in \mathbb{C} : \operatorname{dist}(z, [a, b]) \leq \rho\}$ where $\operatorname{dist}(z, [a, b]) = \inf_{t \in [a, b]} |z - t|$ for $z \in \mathbb{C}$.

Applying Lemma A.2(ii) with $m = j$, $s = a$, and $R = \rho$, we obtain

$$\begin{aligned} \frac{1}{l!} |D_y^l f_j(y)| &\leq \rho^{-l} E \left[\left(\sup_{x \in [0,1]} \left| g(y, \tau) - a + \sum_{n=1}^{\infty} \frac{D_y^n g(y, \tau)}{n!} \rho^n e^{2\pi i n x} \right| \right)^j \mathbb{1}_{\{g(y, \tau) - a > 0\}} \right] \\ &\quad \times \int_0^1 |f(y + \rho e^{2\pi i x})| dx, \end{aligned}$$

where the expectation is computed with respect to $\tau \sim \mu$. It follows that for all $y \in [a, b]$,

$$\begin{aligned} \sum_{l=0}^{\infty} \frac{1}{l!} |D_y^l f_j(y)| R^l &\leq \frac{1}{1 - R/\rho} E \left[\left(\sup_{x \in [0,1]} \left| g(y, \tau) - a + \sum_{n=1}^{\infty} \frac{D_y^n g(y, \tau)}{n!} \rho^n e^{2\pi i n x} \right| \right)^j \right] \\ &\quad \times \int_0^1 \left| \frac{f(y + \rho e^{2\pi i x})}{f(y)} \right| dx \cdot f(y) \\ &\leq \frac{1}{1 - R/\rho} \beta C^j f(y) \\ &\lesssim C^j, \end{aligned}$$

where C is a constant such that $\sup_{x \in [0,1]} \left| g(y, \tau) - a + \sum_{n=1}^{\infty} \frac{D_y^n g(y, \tau)}{n!} \rho^n e^{2\pi i n x} \right| \leq C$ for all $\tau \in (0, 1)$ and $y \in [a, b]$.

A.3.3 Proof of Lemma A.3

Without loss of generality, we may assume $\|f\|_{\mathcal{F}_R([a,b])} < \infty$. We first observe the following fact. If $f \in \mathcal{F}_R([a, b])$, then $f \in A_r([a, b])$ where $r := \frac{b-a}{2} + R + \sqrt{R^2 + (b-a)R}$, as $C_{r,a,b}$ is contained in the R -neighborhood of $[a, b]$. Using the results in Timan (1994, pp. 130-132, 280-281), it can be demonstrated that

$$\inf_{p \in \mathcal{P}_k} \|f - p\|_{\mathcal{F}_{R'}([a,b])} \leq c_1 \varepsilon^k \|f\|_{A_r([a,b])} \quad (18)$$

where $R' > 0$ is any constant such that $\varepsilon = \frac{b-a}{2r} (1 + 2R'/(b-a)) < 1$ and c_1 is a constant depending only on ε . Since $\inf_{p \in \mathcal{P}_k} \sup_{y \in [a,b]} \|f(y) - p(y)\| \leq \inf_{p \in \mathcal{P}_k} \|f - p\|_{\mathcal{F}_{R'}([a,b])}$ and $\|f\|_{A_r([a,b])} \leq \|f\|_{\mathcal{F}_R([a,b])}$, the given assertion is true for $j = 0$.

To address the case where $j \geq 1$, we note that Cauchy's integral theorem implies $\frac{1}{j!} \|D^j f\|_{\mathcal{F}_{R_2}([a,b])} \leq (R_1 - R_2)^{-j} \|f\|_{\mathcal{F}_{R_1}([a,b])}$ for all $j \geq 1$ and $0 \leq R_2 < R_1$. Thus, by the

inequality (18), letting $R_1 = R'$ and $R_2 = 0$, we have

$$\begin{aligned}
\frac{1}{j!} \inf_{p \in \mathcal{P}_k} \sup_{y \in [a,b]} |D_y^j[f(y) - p(y)]| &= \inf_{p \in \mathcal{P}_k} \frac{1}{j!} \|D_y^j[f - p]\|_{\mathcal{F}_0([a,b])} \\
&\leq (R')^{-j} \inf_{p \in \mathcal{P}_k} \|f - p\|_{\mathcal{F}_{R'}([a,b])} \\
&\leq c_1 (R')^{-j} \varepsilon^k \|f\|_{A_r([a,b])} \\
&\leq c_1 (R')^{-j} \varepsilon^k \|f\|_{\mathcal{F}_R([a,b])}.
\end{aligned}$$

This completes the proof of Lemma A.3.

A.3.4 Proof of Lemma A.4

We begin with some preliminary results.

Result 1. For $i, j = 1, \dots, k$, let $[\mathcal{H}_k]_{ij} = \frac{1}{2} \int_{-1}^1 t^{i+j-2} dt = \frac{1+(-1)^{i+j}}{2(i+j-1)}$. Then, \mathcal{H}_k^{-1} defines the asymptotic variance of the OLS estimator arising from the following linear regression:

$$Y = \beta_0 + \beta_1 X + \dots + \beta_{k-1} X^{k-1} + \epsilon,$$

where the covariate X is uniformly distributed over $[-1, 1]$ and ϵ is independent of X with unit variance.

Let $P_m(x) = \sum_{t=0}^{\infty} p_{mt} x^t$ ($m \in \mathbb{Z}_+$) denote the m th normalized Legendre polynomial on $[-1, 1]$ such that $\frac{1}{2} \int_{-1}^1 P_m(t) P_{m'}(t) dt = \mathbb{1}\{m = m'\}$. The closed-form expression for P_m can be derived from the well-known Rodrigues' formula, which is given by

$$P_m(x) = \frac{1}{2^m} \sqrt{\frac{2m+1}{2}} \sum_{0 \leq s \leq m/2} \frac{(-1)^s (2m-2s)!}{s! (m-s)! (m-2s)!} x^{m-2s}.$$

It follows that $p_{mt} = \frac{1}{2^{t+2r}} (2r+t+\frac{1}{2})^{1/2} \frac{(-1)^r (2t+2r)!}{t! r! (t+r)!}$ for $m = t + 2r$. Since $\mathcal{H}_k^{-1} = P'P$, where $P = (p_{i-1,j-1})_{i,j=1}^k$, this implies that, for all $k > j \geq 0$,

$$[\mathcal{H}_k^{-1}]_{j+1,j+1} = \sum_{0 \leq m \leq k-1} p_{mj}^2 = \frac{1}{4^j (j!)^2} \sum_{0 \leq r \leq (k-j-1)/2} \left(2r + j + \frac{1}{2}\right) \frac{1}{16^r} \left(\frac{(2j+2r)!}{r! (j+r)!}\right)^2.$$

Here, the substitution $r = (m - j)/2 \geq 0$ has been made.

Let $\varepsilon \in (0, 1)$ be a constant. We need to establish that the above expression has the same

order as $(j+1)^{-1}(\frac{k}{j+1})^{2j+1}$ uniformly in $k \geq 1$ and $0 \leq j/k \leq \varepsilon$. We first note that

$$\begin{aligned} \frac{(2j+2r)!}{r!(j+r)!} &= \frac{(2r)!}{(r!)^2} \frac{\prod_{m=1}^j (2r+2m-1) \prod_{m=1}^j (2r+2m)}{\prod_{m=1}^j (r+m)} \\ &= \frac{(2r)!}{(r!)^2} 4^j \prod_{m=1}^j (r+m-1/2). \end{aligned}$$

Further, using $(2r)!/(r!)^2 = (-4)^r \binom{-1/2}{r}$ for all $r \geq 0$ and $\binom{-1/2}{r}^2 \asymp 1/(2r+1)$, we have

$$[\mathcal{H}_k^{-1}]_{j+1,j+1} \asymp \frac{4^j}{(j!)^2} \sum_{0 \leq r \leq (k-j-1)/2} \left(2r+j+\frac{1}{2}\right) \left(r+\frac{1}{2}\right) \left(\prod_{m=1}^{j-1} (r+m+1/2)\right)^2.$$

for all $k \geq 1$ and $j \geq 1$ such that $j/k \leq \varepsilon$. We will show that the last expression is comparable to

$$\frac{4^j}{j!(j+1)!} \left(\frac{k-j-1}{2}\right) \prod_{r=1}^j \left(\frac{k-j-1}{2} + r\right)^2.$$

Define $S_{n,j} = \prod_{m=1}^j (n+m+1/2)^2$ so that $S_{n,j} - S_{n-1,j} = \prod_{m=1}^{j-1} (n+m+1/2)^2 (2n+j+1)j$ for all $n \geq -1$ and $j \geq 1$. Let $N = \lfloor k/2 - j/2 - 1/2 \rfloor$. Then, for all $k \geq 1$ and $1 \leq j < k$,

$$\begin{aligned} &\sum_{0 \leq r \leq (k-j-1)/2} \left(2r+j+\frac{1}{2}\right) \left(r+\frac{1}{2}\right) \left(\prod_{m=1}^{j-1} (r+m+1/2)\right)^2 \\ &\leq j^{-1} \sum_{r=0}^N (S_{r,j} - S_{r-1,j})(r+1/2) \\ &= j^{-1} \left((N+1/2)S_{N,j} - \sum_{n=0}^{N-1} S_{n,j} - S_{-1,j}/2 \right) \\ &\leq j^{-1} (N+1/2)S_{N,j} \\ &\leq j^{-1} \left(\frac{k-j}{2}\right) \prod_{m=1}^j \left(\frac{k-j}{2} + m\right)^2. \end{aligned}$$

The case where $j = 0$ can be separately addressed without difficulties. This establishes the upper bound.

To establish a lower bound, note that $S_{n-1,j+1} - S_{n-2,j+1} = (n+1/2)^2 \prod_{m=1}^{j-1} (n+m+1/2)^2$

$1/2)^2(2n+j)(j+1)$. It follows that

$$\begin{aligned}
& \sum_{0 \leq r \leq (k-j-1)/2} \left(2r+j+\frac{1}{2}\right) \left(r+\frac{1}{2}\right) \left(\prod_{m=1}^{j-1} (r+m+1/2)\right)^2 \\
& \geq (j+1)^{-1} \sum_{n=0}^N (S_{n-1,j+1} - S_{n-2,j+1}) \frac{1}{n+1/2} \\
& \geq (j+1)^{-1} \frac{\left(\sum_{n=0}^N (S_{n-1,j+1} - S_{n-2,j+1})\right)^2}{\sum_{n=0}^N (S_{n-1,j+1} - S_{n-2,j+1})(n+1/2)} \\
& \geq (j+1)^{-1} \frac{(S_{N-1,j+1} - S_{-2,j+1})^2}{(N+1/2)S_{N-1,j+1}} \\
& \gtrsim (j+1)^{-1} \frac{S_{N-1,j+1}}{(N+1/2)} \\
& = (j+1)^{-1} \left(\frac{k-j}{2}\right) \prod_{r=1}^j \left(\frac{k-j}{2} + r\right)^2.
\end{aligned}$$

Putting these inequalities together and using the Stirling's formula, we obtain

$$\begin{aligned}
[\mathcal{H}_k^{-1}]_{j+1,j+1} & \asymp \frac{4^j}{j!(j+1)!} \left(\frac{k-j}{2}\right) \prod_{r=1}^j \left(\frac{k-j}{2} + r\right)^2 \\
& \asymp \frac{(k+j)^{k+j}}{(k-j)^{k-j-1}(j+1)^{2j+1}} \\
& \asymp \frac{1}{j+1} \left(\frac{k}{j+1}\right)^{2j+1}
\end{aligned}$$

uniformly in $k \geq 1$ and $j \geq 1$ such that $j/k \leq \varepsilon$.

Result 2. Let \mathcal{A}_k denote the $k \times k$ Hilbert matrix, defined as $[\mathcal{A}_k]_{ij} = \int_0^1 t^{i+j-2} dt = \frac{1}{(i+j-1)}$, $i, j = 1, \dots, k$. It is well known that

$$[\mathcal{A}_k^{-1}]_{j+1,j+1} = (2j+1) \binom{k+j}{k-j-1}^2 \binom{2j}{j}^2.$$

(see [Schechter \(1959\)](#), for instance.) Using the Stirling's formula, we have

$$[\mathcal{A}_k^{-1}]_{j+1,j+1} \asymp \frac{1}{j+1} \left(\frac{k}{j+1}\right)^{4j+2}.$$

Proof of (i) : Let $c_1 = \min(a, 1 - a)$ and $c_2 = \max(a, 1 - a)$. Define diagonal matrices $D_1 = \text{diag}(1, c_1, \dots, c_1^{k-1})$ and $D_2 = \text{diag}(1, c_2, \dots, c_2^{k-1})$. Then, by change of variables, we have $D_1 \mathcal{H}_k D_1 \leq H_k \leq D_2 \mathcal{H}_k D_2$, whence it follows

$$c_2^{-2j} [\mathcal{H}_k^{-1}]_{j+1, j+1} \leq [H_k^{-1}]_{j+1, j+1} \leq c_1^{-2j} [\mathcal{H}_k^{-1}]_{j+1, j+1}.$$

On the other hand, we have $D_3 \mathcal{A}_k D_3 \leq Q_k$ where $D_3 = \text{diag}(1, (-a), \dots, (-a)^{k-1})$. Therefore,

$$[Q_k^{-1}]_{j+1, j+1} \leq a^{-2j} [\mathcal{A}_k^{-1}]_{j+1, j+1}.$$

This completes the proof of (i).

Proof of (ii) : Note that, in defining χ_k , the choice of a basis $z_k = (1, y - a, \dots, (y - a)^{k-1})'$ is irrelevant. Thus, we may select a specific basis $z_k = (1, y - b, \dots, (y - b)^{k-1})'$ without loss of generality. It is well-known that the largest and smallest eigenvalues of \mathcal{A}_k satisfy (Schechter, 1959)

$$\lambda_{\max}(\mathcal{A}_k) = O(1), \quad \lambda_{\min}(\mathcal{A}_k) \gtrsim c^k$$

for some $c \in (0, 1)$. Let $D_3 = \text{diag}(1, -a, \dots, (-a)^{k-1})$ and $D_4 = \text{diag}(1, 1 - a, \dots, (1 - a)^{k-1})$. Since $Q_k \geq D_3 \mathcal{A}_k D_3 \geq c_1^k I_k$ and $H_k = D_3 \mathcal{A}_k D_3 + D_4 \mathcal{A}_k D_4 \lesssim I_k$ for some constant $c_1 > 0$, it follows that $\chi_k \gtrsim c_1^k$.

A.3.5 Proof of Lemma A.5

A proof can be found in Tropp (2012).

A.3.6 Proof of Lemma A.6

Throughout this proof, C denotes a generic constant that may differ in each occurrence and is independent of other factors. When we use the symbols $o_P(\cdot)$ and $O_P(\cdot)$, they are understood to be uniform in $P \in \mathfrak{P}_0$, as all derived bounds are non-asymptotic and the hidden factors depend on P only through the concrete parameter values appearing in the assumptions. Whenever a function of $Y_i(0)$ is considered, it is regarded as defined only in the estimation sample, and $\mathbb{1}\{i \in N\} = \mathbb{1}\{Y_i(0) \in \mathcal{S}\}$ is occasionally dropped in the notation. We also identify N and \mathcal{S} with their respective probability limits.

Without loss of generality, assume $\mathcal{Y}_0 = [\underline{\mathcal{Y}}_0, \bar{\mathcal{Y}}_0] = [0, 1]$ and denote the sup-norm as $\|f\|_\infty = \sup_{y \in \mathcal{Y}_0} |f(y)|$. Let $j \in [1, \ell]$ and (ρ, β, δ) be the smoothness constants in

Assumption 9. Let $f_{\kappa j}(y) = z_{\kappa}(y)' \gamma_{\kappa j}$ denote the κ -order approximation of f_j arising from the population problem (14).

Pick $\frac{1}{1+\rho+\sqrt{\rho^2+2\rho}} < \zeta < (\liminf_{k \rightarrow \infty} \chi_k^{1/k})^a$. By Lemma A.2(iv), we know that $\|f_j\|_{\mathcal{F}_{\rho'}([0,1])} \lesssim (\delta\rho)^j$ where $\rho' < \rho$. Since we may take ρ' such that $\frac{1}{1+\rho'+\sqrt{(\rho')^2+2\rho'}} < \zeta < 1$, by Lemma A.3, there exists $\tilde{\gamma}_{\kappa j} \in \mathbb{R}^{\kappa}$ such that

$$\|D_y^j[f_j(y) - z_{\kappa}(y)' \tilde{\gamma}_{\kappa j}]\|_{\infty} \lesssim j! C^j \zeta^{\kappa}.$$

Expand the Taylor series of $f_j(y) - z_{\kappa}(y)' \tilde{\gamma}_{\kappa j}$ around $y = K_0$ up to degree $j - 1$, which is denoted by $z_{\kappa}(y)' \tau_{\kappa j}$. Let $\gamma_{\kappa j}^* = \tilde{\gamma}_{\kappa j} + \tau_{\kappa j}$. Since $D_y^a[f_j(y) - z_{\kappa}(y)' \gamma_{\kappa j}^*]_{y=K_0} = 0$ for all $a \leq j - 1$, it follows from the Taylor's theorem that

$$\begin{aligned} \|f_j(y) - z_{\kappa}(y)' \gamma_{\kappa j}^*\|_{\infty} &\lesssim \frac{C^j}{j!} \|D_y^j[f_j(y) - z_{\kappa}(y)' \gamma_{\kappa j}^*]\|_{\infty} \\ &= \frac{C^j}{j!} \|D_y^j[f_j(y) - z_{\kappa}(y)' \tilde{\gamma}_{\kappa j}]\|_{\infty} \\ &\lesssim C^j \zeta^{\kappa}, \end{aligned}$$

This implies that $\|r_{\kappa j}^*\|_{\infty} \lesssim C^j \zeta^{\kappa}$ uniformly in $j \leq \ell$, where $r_{\kappa j}^* := f_j - z_{\kappa}' \gamma_{\kappa j}^*$. Using the same method, we also have $\frac{1}{j!} |D_y^{j-1}[f_j(y)]_{y=K_0} - (j-1)! \gamma_{\kappa j, j}^*| \leq \frac{1}{j!} \|D_y^{j-1} r_{\kappa j}^*\|_{\infty} \lesssim \frac{1}{j!} \|D_y^j r_{\kappa j}^*\|_{\infty} \lesssim C^j \zeta^{\kappa}$, which makes $\frac{1}{j} \gamma_{\kappa j, j}^*$ a good approximation of $\frac{1}{j!} D_y^{j-1}[f_j(y)]_{y=K_0}$.

Next, we turn to bounding the difference $|\gamma_{\kappa j, j}^* - \gamma_{\kappa j, j}|$, where $\gamma_{\kappa j, j}$ is the pseudo-value associated with our estimator. Let us use the shorthands $f_{ji} = f_j(Y_i(0))$ and $f_{\kappa ji} = f_{\kappa j}(Y_i(0))$. By the definition of $f_j(y) = E[T_i w_i^j | Y_i^*(0) = y] f_{Y^*(0)}(y)$ and the first-order condition for $f_{\kappa j}$, it is straightforward to see that

$$E \left[T_i w_i^j \frac{z_{\kappa i}}{f_{ji}} \right] = E \left[T_i w_i^j \frac{z_{\kappa i}}{f_{\kappa ji}} \right].$$

Rearranging this equation, we have $E \left[T_i w_i^j \frac{z_{\kappa i}(f_{ji} - f_{\kappa ji})}{f_{ji} f_{\kappa ji}} \right] = 0$, or equivalently,

$$\begin{aligned} \gamma_{\kappa j} - \gamma_{\kappa j}^* &= \left(E \left[T_i w_i^j \frac{z_{\kappa i} z'_{\kappa i}}{f_{\kappa ji} f_{ji}} \right] \right)^{-1} E \left[T_i w_i^j \frac{z_{\kappa i} r_{\kappa ji}^*}{f_{\kappa ji} f_{ji}} \right] \\ &= \left(\int_{\mathcal{S}} \frac{z_{\kappa}(y) z'_{\kappa}(y)}{f_{\kappa j}(y)} dy \right)^{-1} \int_{\mathcal{S}} \frac{z_{\kappa}(y) r_{\kappa j}^*(y)}{f_{\kappa j}(y)} dy \end{aligned}$$

By Cauchy-Schwarz inequality,

$$\begin{aligned}
(\gamma_{\kappa j} - \gamma_{\kappa j}^*)(\gamma_{\kappa j} - \gamma_{\kappa j}^*)' &\lesssim \left(\int_{\mathcal{S}} \frac{z_{\kappa}(y) z_{\kappa}(y)'}{f_{\kappa j}(y)} dy \right)^{-1} \int_{\mathcal{S}} \frac{z_{\kappa}(y) z_{\kappa}(y)' r_{\kappa j}^*(y)^2}{f_{\kappa j}(y)^2} dy \left(\int_{\mathcal{S}} \frac{z_{\kappa}(y) z_{\kappa}(y)'}{f_{\kappa j}(y)} dy \right)^{-1} \\
&\lesssim C^{2j} \zeta^{2\kappa} \left(\int_{\mathcal{S}} z_{\kappa}(y) z_{\kappa}(y)' dy \right)^{-1} \\
&= C^{2j} \zeta^{2\kappa} Q_{\kappa}^{-1},
\end{aligned}$$

where $Q_{\kappa} = \int_{\mathcal{S}} \frac{z_{\kappa}(y) z_{\kappa}(y)'}{f_{\kappa j}(y)} dy$. Now, we know that

$$\begin{aligned}
\sum_{j=1}^{\ell} |\gamma_{\kappa j, j} - \gamma_{\kappa j, j}^*| &\lesssim \zeta^{\kappa} \sum_{j=1}^{\ell} C^j \sqrt{[Q_{\kappa}^{-1}]_{jj}} \lesssim \zeta^{\kappa} C^{\ell} \sum_{j=1}^{\ell} j^{-2j} \kappa^{2j-1} \\
&\lesssim \zeta^{\kappa} C^{\ell} \ell^{-2\ell} \kappa^{2\ell-1} \sum_{m=0}^{\ell-1} \ell^{2\ell} (\ell - m)^{-2(\ell-m)} \kappa^{-2m} \\
&\lesssim \zeta^{\kappa} C^{\ell} \ell^{-2\ell} \kappa^{2\ell-1} \sum_{m=0}^{\ell-1} \left(\frac{\ell}{\ell - m} \right)^{2(\ell-m)} \ell^{2m} \kappa^{-2m} \\
&\leq \zeta^{\kappa} C^{\ell} \ell^{-2\ell} \kappa^{2\ell-1} \sum_{m=0}^{\infty} e^{2m} \ell^{2m} \kappa^{-2m} \\
&\lesssim \zeta^{\kappa} C^{\ell} \ell^{-2\ell} \kappa^{2\ell-1}.
\end{aligned}$$

uniformly in $j \leq \ell$ by Lemma A.4(i). Putting it all together, we have

$$\left| \sum_{j=1}^{\ell} \frac{1}{j!} D_y^{j-1} [f_j(y)]_{y=K} - \sum_{j=1}^{\ell} \frac{1}{j} \gamma_{\kappa j, j} \right| \lesssim C^{\ell} \zeta^{\kappa} \ell^{-2\ell} \kappa^{2\ell-1}.$$

Let B_n denote the bias term $\sum_{j=1}^{\infty} \frac{1}{j!} D_y^{j-1} [f_j(y)]_{y=K_0} - \sum_{j=1}^{\ell} \frac{1}{j} \gamma_{\kappa j, j}$. Then, we have that

$$\begin{aligned}
|B_n| &\lesssim \left| \sum_{j=\ell+1}^{\infty} \frac{1}{j!} D_y^{j-1} [f_j(y)]_{y=K} \right| + C^{\ell} \zeta^{\kappa} \ell^{-2\ell} \kappa^{2\ell-1} \\
&\lesssim \delta^{\ell} + o(n^{-1/2}) \rightarrow 0
\end{aligned} \tag{19}$$

by the choice of $\ell = O(\log n / \log \log n)$, $\kappa \asymp \log n$, and $\zeta^{\kappa} = o((1 - \epsilon)^{\kappa} \chi_{\kappa}^{1/c_5}) = O(n^{-1/2 - \epsilon'})$, which is true for some $\epsilon \in (0, 1)$ and $\epsilon' > 0$ by Assumptions 8 and 9. The overall bias term in the bunching estimation is addressed by this.

Next, we turn to bounding the purely stochastic term $\sum_{j=1}^{\ell} \frac{1}{j} (\hat{\gamma}_{\kappa j, j} - \gamma_{\kappa j, j})$. To this end, we define the orthogonal basis as $o_{\kappa}(y) = H_{\kappa}^{-1/2} z_{\kappa}(y)$ where $H_{\kappa} = \int_0^1 z_{\kappa}(y) z_{\kappa}(y)' dy$. Let $\delta_{\kappa j}$

denote the coefficient associated with $o_\kappa(y)$ such that $o_\kappa(y)' \delta_{\kappa j} = z'_\kappa(y) \gamma_{\kappa j}$. Then, we have $\delta_{\kappa j} = H_\kappa^{1/2} \gamma_{\kappa j}$. Thus, we can write $\gamma_{\kappa j, j} = e'_j H_\kappa^{-1/2} \delta_{\kappa j}$ where e_j is a $\kappa \times 1$ vector of 0's and only 1 at the j th position. We denote $c_{\kappa j} = H_\kappa^{-1/2} e_j$.

Using the first-order condition for $\widehat{\delta}_{\kappa j} = H_\kappa^{1/2} \widehat{\gamma}_{\kappa j}$ and the fact that $E \left[T_i w_i^j \frac{o_{\kappa i}}{f_{\kappa j i}} \right] = \int_S o_\kappa(y) dy$, we know that

$$\frac{1}{n} \sum_{i=1}^n T_i w_i^j \left(\frac{o_{\kappa i}}{o'_{\kappa i} \widehat{\delta}_{\kappa j}} - \frac{o_{\kappa i}}{o'_{\kappa i} \delta_{\kappa j}} \right) = -\frac{1}{n} \sum_{i=1}^n \left\{ T_i w_i^j \frac{o_{\kappa i}}{f_{\kappa j i}} - E \left[T_i w_i^j \frac{o_{\kappa i}}{f_{\kappa j i}} \right] \right\},$$

thereby after solving for $\widehat{\delta}_{\kappa j} - \delta_{\kappa j}$, we have

$$\begin{aligned} \sqrt{n}(\widehat{\delta}_{\kappa j} - \delta_{\kappa j}) &= \left(\underbrace{\frac{1}{n} \sum_{i=1}^n T_i w_i^j \frac{o_{\kappa i} o'_{\kappa i}}{\widehat{f}_{\kappa j i} f_{\kappa j i}}}_{\widetilde{I}_{1jn}} \right)^{-1} \underbrace{\frac{1}{\sqrt{n}} \sum_{i=1}^n \left\{ T_i w_i^j \frac{o_{\kappa i}}{f_{\kappa j i}} - E \left[T_i w_i^j \frac{o_{\kappa i}}{f_{\kappa j i}} \right] \right\}}_{\widetilde{I}_{2jn}} \\ &=: \widetilde{I}_{1jn}^{-1} \cdot \widetilde{I}_{2jn}. \end{aligned} \tag{20}$$

To bound $\sqrt{n} \sum_{j=1}^\ell \frac{1}{j} c'_{\kappa j} (\widehat{\delta}_{\kappa j} - \delta_{\kappa j})$, we focus on bounding the following:

$$\begin{aligned} \left(\sqrt{n} \sum_{j=1}^\ell \frac{1}{j} \left| c'_{\kappa j} (\widehat{\delta}_{\kappa j} - \delta_{\kappa j}) \right| \right)^2 &\lesssim n \sum_{j=1}^\ell \frac{1}{j^2} \sum_{j=1}^\ell \left| c'_{\kappa j} (\widehat{\delta}_{\kappa j} - \delta_{\kappa j}) \right|^2 \\ &\lesssim \sum_{j=1}^\ell c'_{\kappa j} \widetilde{I}_{1jn}^{-1} \widetilde{I}_{2jn} \widetilde{I}_{2jn}' \widetilde{I}_{1jn}^{-1} c_{\kappa j}. \end{aligned} \tag{21}$$

Observe that, since $\max_{i \in N} (f_{\kappa j i} \widehat{f}_{\kappa j i})^{-1} \lesssim C^j$,

$$\widetilde{I}_{1jn}^{-1} \lesssim C^j \left(\frac{1}{n} \sum_{i=1}^n T_i w_i^j o_{\kappa i} o'_{\kappa i} \right)^{-1}$$

uniformly in $1 \leq j \leq \ell$ with probability approaching 1. Using the well-known fact that $\|o_{\kappa i}\| \lesssim \kappa$ (Newey, 1997), it follows from Lemma A.5 that

$$E \left[\left\| \frac{1}{n} \sum_{i=1}^n T_i w_i^j o_{\kappa i} o'_{\kappa i} - E \left[T_i w_i^j o_{\kappa i} o'_{\kappa i} \right] \right\| \right] \lesssim n^{-1/2} C^j \kappa \sqrt{\log \kappa},$$

where $\|\cdot\|$ denotes the spectral norm of matrices. Let $M_\kappa := \int_S o_\kappa(y) o_\kappa(y)' dy = H_\kappa^{-1/2} Q_\kappa H_\kappa^{-1/2}$.

The smallest eigenvalue of the matrix

$$E [T_i w_i^j o_{\kappa i} o'_{\kappa i}] \gtrsim c_w^j \int_S o_{\kappa}(y) o_{\kappa}(y)' dy = c_w^j M_{\kappa}$$

is bounded from below by $c_w^j \chi_k$. Since it holds by Assumption 8 that

$$\sum_{j=1}^{\ell} c_w^{-j} \left\| \frac{1}{n} \sum_{i=1}^n T_i w_i^j o_{\kappa i} o'_{\kappa i} - E [T_i w_i^j o_{\kappa i} o'_{\kappa i}] \right\| \lesssim_P n^{-1/2} C^{\ell} \kappa \sqrt{\log \kappa} = o(\chi_{\kappa}),$$

it follows that uniformly in $1 \leq j \leq \ell$,

$$\left(\frac{1}{n} \sum_{i=1}^n T_i w_i^j o_{\kappa i} o'_{\kappa i} \right)^{-1} \lesssim E [T_i w_i^j o_{\kappa i} o'_{\kappa i}]^{-1}$$

with probability approaching 1. Therefore,

$$\tilde{I}_{1jn}^{-1} \lesssim C^j \left(\frac{1}{n} \sum_{i=1}^n T_i w_i^j o_{\kappa i} o'_{\kappa i} \right)^{-1} \lesssim C^j E [T_i w_i^j o_{\kappa i} o'_{\kappa i}]^{-1} \lesssim C^j \left(\int_S o_{\kappa}(y) o_{\kappa}(y)' dy \right)^{-1}$$

for all $1 \leq j \leq \ell$ with probability approaching 1. This leads to

$$\sum_{j=1}^{\ell} c'_{\kappa j} \tilde{I}_{1jn}^{-1} \tilde{I}_{2jn} \tilde{I}'_{2jn} \tilde{I}_{1jn}^{-1} c_{\kappa j} \lesssim_P C^{\ell} \sum_{j=1}^{\ell} c'_{\kappa j} M_{\kappa}^{-1} \tilde{I}_{2jn} \tilde{I}'_{2jn} M_{\kappa}^{-1} c_{\kappa j},$$

which allows us to bound the rightmost term. Since $E[\tilde{I}_{2jn} \tilde{I}'_{2jn}]$ is the variance of $T_i w_i^j o_{\kappa i} / f_{\kappa ji}$, we have

$$E[\tilde{I}_{2jn} \tilde{I}'_{2jn}] \leq E \left[T_i^2 w_i^{2j} \frac{o_{\kappa i} o'_{\kappa i}}{f_{\kappa ji}^2} \right] \lesssim C^j M_{\kappa}.$$

This implies that

$$\begin{aligned} E \left[C^{\ell} \sum_{j=1}^{\ell} c'_{\kappa j} M_{\kappa}^{-1} \tilde{I}_{2jn} \tilde{I}'_{2jn} M_{\kappa}^{-1} c_{\kappa j} \right] &\lesssim C^{\ell} \sum_{j=1}^{\ell} c'_{\kappa j} M_{\kappa}^{-1} c_{\kappa j} \\ &= C^{\ell} \sum_{j=1}^{\ell} e'_j Q_{\kappa}^{-1} e_j \\ &\lesssim C^{\ell} \ell^{-4\ell} \kappa^{4\ell-2}. \end{aligned} \tag{22}$$

We conclude

$$\sum_{j=1}^{\ell} \frac{1}{j} c'_{\kappa j} (\hat{\delta}_{\kappa j} - \delta_{\kappa j}) \lesssim_P n^{-1/2} C^{\ell} \ell^{-4\ell} \kappa^{4\ell-2} = o_P(1).$$

A.3.7 Proof of Lemma A.7

We borrow the notation from the proof of Lemma A.6. We start with the observation that

$$\begin{aligned} \sum_{i \in N} \sum_{j=1}^{\ell} |\hat{f}_{\kappa ji} - f_{\kappa ji}|^2 &= \frac{1}{n} \sum_{i \in N} \sum_{j=1}^{\ell} o'_{\kappa i} \tilde{I}_{1jn}^{-1} \tilde{I}_{2jn} \tilde{I}'_{2jn} \tilde{I}_{1jn}^{-1} o_{\kappa i} \\ &= \text{tr} \left(\sum_{j=1}^{\ell} \tilde{I}_{1jn}^{-1} \tilde{I}_{2jn} \tilde{I}'_{2jn} \tilde{I}_{1jn}^{-1} \left(\frac{1}{n} \sum_{i \in N} o_{\kappa i} o'_{\kappa i} \right) \right). \end{aligned}$$

From the proof of Lemma A.6, it follows that $\tilde{I}_{1jn}^{-1} \lesssim_P C^{\ell} M_{\kappa}^{-1}$ uniformly in $1 \leq j \leq \ell$. Using the same method as in that proof, we can also show that $\frac{1}{n} \sum_{i=1}^n o_{\kappa i} o'_{\kappa i} \lesssim_P M_{\kappa}$. Therefore, we obtain

$$\begin{aligned} \sum_{i \in N} \sum_{j=1}^{\ell} |\hat{f}_{\kappa ji} - f_{\kappa ji}|^2 &\lesssim_P C^{\ell} \text{tr} \left(\sum_{j=1}^{\ell} M_{\kappa}^{-1} \tilde{I}_{2jn} \tilde{I}'_{2jn} \right) \\ &\lesssim_P C^{\ell} \text{tr}(I_{\kappa}) \lesssim C^{\ell} \kappa. \end{aligned}$$

A.4 Proofs of the main results

A.4.1 Proof of Proposition 1

By Assumption 1, we have $U(y, x, \eta) = U_0(y, x, \eta) \mathbb{1}\{y \leq K\} + U_1(y, x, \eta) \mathbb{1}\{y > K\} = \min(U_0(y, x, \eta), U_1(y, x, \eta))$. The compound payoff function is again a strictly concave function in y . Let $D_y f(y)$ denote the superdifferential of a concave function f at y .

Case 1 : If $Y_i^* < K$ occurs in the interior of \mathcal{Y} , then, by the FOC, it holds

$$0 \in D_y U(y, X_i, \eta_i)|_{y=Y_i^*} = D_y U_0(y, X_i, \eta_i)|_{y=Y_i^*}.$$

This implies Y_i^* is the solution to $\max_{y \in \mathcal{Y}} U_0(y, X_i, \eta_i)$ as well.

If Y_i^* occurs at the lower boundary of \mathcal{Y} , by the Kuhn-Tucker condition, it holds

$$D_y U(y, X_i, \eta_i)|_{y=Y_i^*} = D_y U_0(y, X_i, \eta_i)|_{y=Y_i^*} \subseteq (-\infty, 0],$$

which implies Y_i^* also solves $\max_{y \in \mathcal{Y}} U_0(y, X_i, \eta_i)$. Therefore, $Y_i^* = Y_i^*(0) < K$.

Case 2 : If $Y_i^* > K$, then we must have $Y_i^* = Y_i^*(1) > K$ by the same arguments as in Case 1.

Case 3 : If $Y_i^* = K$, it follows that

$$0 \in D_y U(y, X_i, \eta_i)|_{y=K} = [D_y U_1(y, X_i, \eta_i)|_{y=K}, D_y U_0(y, X_i, \eta_i)|_{y=K}].$$

This implies that $Y_i^*(1) \leq K \leq Y_i^*(0)$ by monotonicity of superdifferentials. Combining Cases 1 through 3, this completes the proof of Proposition 1.

A.4.2 Proof of analyticity of $F_\eta(h) = E_X \left[\Phi\left(\frac{h - X'\beta_0}{\sigma_0}\right) \right]$ and $f_\eta(h) = \frac{1}{\sigma_0} E_X \left[\phi\left(\frac{h - X'\beta_0}{\sigma_0}\right) \right]$.

Without loss of generality, assume that $\sigma_0 = 1$ and define $W = X'\beta_0$. Define G as the CDF of W . Then, it holds

$$F_\eta(z) = \int_{\mathbb{R}} \Phi(z - w) dG(w), \quad z \in \mathbb{R}.$$

We will show that F_η can be extended to the complex plane $z \in \mathbb{C}$. We first note that $z \mapsto \Phi(z) = \int_{-\infty}^z \frac{1}{\sqrt{2\pi}} e^{-\frac{t^2}{2}} dt$ can be analytically extended to an entire function on \mathbb{C} (Stein and Shakarchi, 2010). Now, it holds that for all $x, y \in \mathbb{R}$,

$$|\Phi(x + iy)| = \left| \int_{-\infty}^x \frac{1}{\sqrt{2\pi}} e^{-\frac{(t+iy)^2}{2}} dt \right| \leq e^{\frac{y^2}{2}} \Phi(x) \leq C e^{\frac{y^2}{2}} \frac{e^{-\frac{x^2}{2}}}{|x| + 1},$$

where we used the Mill's ratio. This implies

$$\begin{aligned} & \int_{\mathbb{R}} |\Phi(x - w + iy)| dG(w) \\ & \leq C e^{\frac{y^2}{2}} \int_{\mathbb{R}} \frac{e^{-\frac{(x-w)^2}{2}}}{|x - w| + 1} dG(w) \\ & \leq 2C(|x| + 1) e^{\frac{x^2 + y^2}{2}} \int_{\mathbb{R}} \frac{e^{-\frac{w^2}{4}}}{|w| + 1} dG(w) < \infty \end{aligned}$$

where we used $(|x - w| + 1)^{-1} \leq 2 \frac{|x| + 1}{|w| + 1}$ and $|xw| \leq x^2 + \frac{w^2}{4}$. Thus, $F_\eta(x + iy) \in \mathbb{C}$ is finite for all $x, y \in \mathbb{R}$, implying that $F_\eta : \mathbb{C} \rightarrow \mathbb{C}$ is well-defined.

Now, we turn to proving that F_η is an entire function. To this end, by Morera's theorem (Stein and Shakarchi, 2010), it suffices to show that F_η is continuous and that

$$\oint_{\Delta} F_\eta(z) dz = 0$$

for any triangle $\triangle \subseteq \mathbb{C}$. The continuity follows from Lebesgue's dominated convergence theorem, coupled with the derived bound above. Also, by Fubini's theorem, we have

$$\begin{aligned} \oint_{\triangle} F_{\eta}(z)dz &= \oint_{\triangle} \left[\int_{\mathbb{R}} \Phi(z-w)dG(w) \right] dz \\ &= \int_{\mathbb{R}} \left[\oint_{\triangle} \Phi(z-w)dz \right] dG(w) \\ &= \int_{\mathbb{R}} 0dG(w) \\ &= 0. \end{aligned}$$

We conclude that F_{η} is an entire function, and hence is analytic on \mathbb{R} . By Cauchy's integral theorem and Fubini's theorem again,

$$F'_{\eta}(z) = \frac{1}{2\pi i} \int_{|\zeta-z|=c} \frac{F_{\eta}(\zeta)}{\zeta-z} d\zeta = \int_{\mathbb{R}} \frac{1}{2\pi i} \int_{|\zeta-z|=c} \frac{\Phi(\zeta-w)}{\zeta-z} d\zeta dG(w) = \int_{\mathbb{R}} \phi(z-w)dG(w)$$

where $\phi(z) = \Phi'(z) = \frac{1}{\sqrt{2\pi}} e^{-\frac{z^2}{2}}$. The analyticity of $f_{\eta} = F'_{\eta}$ follows immediately.

A.4.3 Proof of Theorem 1

Proof of (i) : Without loss of generality, we may assume $E[T_i] = 1$ so that Q , defined as $dQ/dP = T_i$, is a probability measure. Using the quantile transformation, we may write

$$R(K_1, X_i, \theta) = g^{(Q)}(\tau_i, \theta, Y_i^*(0)),$$

where τ_i is a uniform random variable on $(0, 1)$ independent of $Y_i^*(0)$ under Q .

In light of Lemma A.2(i), we can apply Lemma A.1 to $(W, Y) = (R(K_1, X_i, \theta), Y_i^*(0))$ with $f = f_{Y^*(0)}^{(Q)}$ and $[a, b] = [K_0, \infty)$, where the reference measure is Q . This leads to

$$\begin{aligned} &E_Q[\mathbb{1}\{K_0 \leq Y_i^*(0) \leq R(K_1, X_i, \theta)\}] \\ &= \int_{K_0}^{\infty} E_Q[\mathbb{1}\{R(K_1, X_i, \theta) \geq Y_i^*(0)\} | Y_i^*(0) = y] f_{Y^*(0)}^{(Q)}(y) dy \\ &= \sum_{j=1}^l \frac{1}{j!} D_y^{j-1} [E_Q[(R(K_1, X_i, \theta) - K_0)^j | Y_i^*(0) = y] f_{Y^*(0)}^{(Q)}(y)]_{y=K_0} \\ &\quad + \frac{1}{l!} \int_{K_0}^{\infty} D_y^l [E_Q[(R(K_1, X_i, \theta) - y)_+^l | Y_i^*(0) = y] f_{Y^*(0)}^{(Q)}(y)]_{y=y} dy. \end{aligned}$$

Here, we have used the fact that $R(K_1, X_i, \theta) \geq R(K, X_i, \theta) \geq K \geq K_0$ to simplify

$(R(K_1, X_i, \theta) - K_0)_+ = (R(K_1, X_i, \theta) - K_0)$ in the summation. Moreover, by Lemma A.2(ii) and Assumption 4(i), we have that

$$\begin{aligned} & \frac{1}{l!} \left| D_y^l [E_Q[(R(K_1, X_i, \theta) - y)_+^l | Y_i^*(0) = y] f_{Y^*(0)}^{(Q)}(y)]_{y=y} \right| \\ & \leq \beta \delta^l E_Q[\mathbb{1}\{R(K_1, X_i, \theta) > Y_i^*(0)\} | Y_i^*(0) = y] f_{Y^*(0)}^{(Q)}(y) \end{aligned}$$

for all $y \in [K_0, \infty)$, which implies

$$\begin{aligned} & \left| \frac{1}{l!} \int_{K_0}^{\infty} D_y^l [E_Q[(R(K_1, X_i, \theta) - y)_+^l | Y_i^*(0) = y] f_{Y^*(0)}^{(Q)}(y)]_{y=y} dy \right| \\ & \leq \beta \delta^l \int_{K_0}^{\infty} E_Q[\mathbb{1}\{R(K_1, X_i, \theta) > Y_i^*(0)\} | Y_i^*(0) = y] f_{Y^*(0)}^{(Q)}(y) dy \\ & = \beta \delta^l E_Q[\mathbb{1}\{K_0 \leq Y_i^*(0) \leq R(K_1, X_i, \theta)\}]. \end{aligned}$$

As $l \rightarrow \infty$, the remainder term above tends to 0, and hence we obtain in the limit the following identity

$$\begin{aligned} B(\theta) &:= \lim_{l \rightarrow \infty} \sum_{j=1}^l \frac{1}{j!} D_y^{j-1} [E[T_i(R(K_1, X_i, \theta) - K_0)^j | Y_i^*(0) = y] f_{Y^*(0)}(y)]_{y=K_0} \\ &= \lim_{l \rightarrow \infty} \sum_{j=1}^l \frac{1}{j!} D_y^{j-1} [E_Q[(R(K_1, X_i, \theta) - K_0)^j | Y_i^*(0) = y] f_{Y^*(0)}^{(Q)}(y)]_{y=K_0} \\ &= E_Q[\mathbb{1}\{K_0 \leq Y_i^*(0) \leq R(K_1, X_i, \theta)\}]. \end{aligned}$$

Finally, since $Y_i^*(0) \leq R(K_1, X_i, \theta_0)$ is equivalent to $Y_i^*(1) \leq K_1$, we have

$$\begin{aligned} B(\theta_0) &= E[T_i \mathbb{1}\{K_0 \leq Y_i^*(0) \leq R(K_1, X_i, \theta_0)\}] \\ &= E_Q[\mathbb{1}\{K_0 \leq Y_i^*(0) \leq R(K_1, X_i, \theta_0)\}] \\ &= E_Q[\mathbb{1}\{K_0 \leq Y_i^*(0), Y_i^*(1) \leq K_1\}] \\ &= E_Q[\mathbb{1}\{Y_i^* \in [K_0, K_1]\}] \\ &= E_Q[\mathbb{1}\{Y_i \in [K_0, K_1]\}] \end{aligned}$$

by Assumption 3.

Proof of (ii) : We have shown $B(\theta) = E[T_i \mathbb{1}\{K_0 \leq Y_i^*(0) \leq R(K_1, X_i, \theta)\}]$ in part (i). If this function is one-to-one in θ , θ_0 must be a unique solution to $B(\theta) = E[T_i \mathbb{1}\{Y_i \in [K_0, K_1]\}]$.

A.4.4 Proof of Theorem 2

Let

$$\bar{B}(\theta) := \sum_{j=1}^{\infty} \frac{1}{j!} D_y^{j-1} [E_Q[(R(K_1, X_i, \theta) - K_0)^j | Y_i^*(0) = y] \bar{f}(y)]_{y=K_0}.$$

Using the same method as in the proof of Theorem 1, we have

$$\bar{B}(\theta) = \int_{K_0}^{\infty} E_Q[\mathbb{1}\{R(K_1, X_i, \theta) > Y_i^*(0)\} | Y_i^*(0) = y] \bar{f}(y) dy.$$

Moreover, the following bound on the approximation error is also true given $\bar{f} \geq 0$:

$$\left| \sum_{j=l+1}^{\infty} \frac{1}{j!} D_y^{j-1} [E_Q[T_i(R(K_1, X_i, \theta) - K_0)^j | Y_i^*(0) = y] \bar{f}(y)]_{y=K_0} \right| \leq \bar{\beta} \delta^l \bar{B}(\theta).$$

It remains to prove that $Q(Y_i \in [K_0, K_1]) \leq \bar{B}(\theta_0)$. To this end, it suffices to show that

$$\begin{aligned} Q(Y_i \in [K_0, K_1]) &\equiv \int_{K_0}^{\infty} E_Q[\mathbb{1}\{R(K_1, X_i, \theta_0) > Y_i^*(0)\} | Y_i^*(0) = y] f_{Y_i^*(0)}^{(Q)}(y) dy \\ &\leq \int_{K_0}^{\infty} E_Q[\mathbb{1}\{R(K_1, X_i, \theta_0) > Y_i^*(0)\} | Y_i^*(0) = y] \bar{f}(y) dy. \end{aligned} \quad (23)$$

Using the quantile transformation, we may write $R(K_1, X_i, \theta) = g^{(Q)}(\tau_i, \theta_0, Y_i^*(0))$, where τ_i is independent of $Y_i^*(0)$ and uniformly distributed on $(0, 1)$ under Q . Let us denote $g^{(Q)}(\tau, \theta_0, y)$ as $g^{(Q)}(\tau, y)$ for notational simplicity. By Fubini-Tonelli's theorem, this yields

$$\begin{aligned} &\int_{K_0}^{\bar{\mathcal{Y}}_0} E_Q[\mathbb{1}\{R(K_1, X_i, \theta_0) > Y_i^*(0)\} | Y_i^*(0) = y] f_{Y_i^*(0)}^{(Q)}(y) dy \\ &= \int_0^1 \left[\int_{K_0}^{\bar{\mathcal{Y}}_0} \mathbb{1}\{g^{(Q)}(\tau, y) > y\} f_{Y_i^*(0)}^{(Q)}(y) dy \right] d\tau. \end{aligned}$$

We will show that $\mathbb{1}\{g^{(Q)}(\tau, y) - y > 0\}$ takes the form of $\mathbb{1}\{y \in [K_0, V(\tau)]\}$ for some function $V(\tau) \in [K_0, \bar{\mathcal{Y}}_0]$. Specifically, this function V is defined as the unique solution to the equation $g^{(Q)}(\tau, y) = y$, $y \in [K_0, \bar{\mathcal{Y}}_0]$, whose existence is ensured by the intermediate value theorem and the fact that $g^{(Q)}(\tau, K_0) \geq K_0$ and $g^{(Q)}(\tau, \bar{\mathcal{Y}}_0) \leq \bar{\mathcal{Y}}_0$ for all $\tau \in (0, 1)$. Its uniqueness is demonstrated as follows. Let $y_0 \in [K_0, \bar{\mathcal{Y}}_0]$ be a solution to $g^{(Q)}(\tau, y_0) - y_0 = 0$. By

Assumption 4'(ii), we have for all $z \in \mathbb{C}$ such that $|z| = \rho$,

$$\frac{|g^{(Q)}(\tau, y_0 + z) - y_0|}{|z|} = \frac{|g^{(Q)}(\tau, y_0 + z) - g^{(Q)}(\tau, y_0)|}{|z|} = \left| \sum_{j=1}^{\infty} \frac{D_y^j g^{(Q)}(\tau, y_0)}{j!} z^{j-1} \right| \leq \delta.$$

By the maximum modulus principle (Stein and Shakarchi, 2010), it follows that, for all $0 \leq |z| \leq \rho$,

$$\left| \sum_{j=1}^{\infty} \frac{D_y^j g^{(Q)}(\tau, y_0)}{j!} z^{j-1} \right| \leq \delta.$$

This implies that, for all $0 < h \leq \rho$,

$$\begin{aligned} g^{(Q)}(\tau, y_0 + h) - (y_0 + h) &= \sum_{j=1}^{\infty} \frac{D_y^j g^{(Q)}(\tau, y_0)}{j!} h^j - h \\ &\leq \delta h - h < 0, \end{aligned}$$

which implies $[y_0, y_0 + \rho] \cap \{y \in [K_0, \bar{\mathcal{Y}}_0] : g^{(Q)}(\tau, y) - y > 0\} = \emptyset$. This implies that $\{y \in [K_0, \bar{\mathcal{Y}}_0] : g^{(Q)}(\tau, y) - y > 0\}$, which is open in $[K_0, \bar{\mathcal{Y}}_0]$, consists of a single connected component. This is only possible when it is of the form $[K_0, V(\tau))$.

Now, by Assumption 5, we have that

$$\begin{aligned} \int_0^1 \left[\int_{K_0}^{\infty} \mathbb{1}\{g^{(Q)}(\tau, y) > y\} f_{Y^*(0)}^{(Q)}(y) dy \right] d\tau &= \int_0^1 \left[\int_{K_0}^{V(\tau)} f_{Y^*(0)}^{(Q)}(y) dy \right] d\tau \\ &\leq \int_0^1 \left[\int_{K_0}^{V(\tau)} \bar{f}(y) dy \right] d\tau \\ &= \int_0^1 \left[\int_{K_0}^{\infty} \mathbb{1}\{g^{(Q)}(\tau, y) > y\} \bar{f}(y) dy \right] d\tau. \end{aligned}$$

Since the last line coincides with $\int_{K_0}^{\infty} E_Q[\mathbb{1}\{R(K_1, X_i, \theta_0) > Y_i^*(0)\} | Y_i^*(0) = y] \bar{f}(y) dy$, we conclude (23). The lower bound $\underline{B}(\theta_0) \leq Q(Y_i \in [K_0, K_1])$ can be established similarly, which will be omitted for brevity.

A.4.5 Proof of Theorem 3

Throughout this proof, as in the proof of Lemma A.6, the symbols $o_P(\cdot)$ and $O_P(\cdot)$ are understood to be uniform in $P \in \mathfrak{P}_0$, because all derived bounds are non-asymptotic and the hidden factors depend on P only through the concrete parameters appearing in the assumptions.

Let \tilde{H}_ℓ be an $\ell \times \ell$ scaled Hilbert matrix, defined as $[\tilde{H}_\ell]_{ij} = \bar{w}^{-1} \int_0^{\bar{w}} x^{i+j-2} dx$ for

$i, j = 1, \dots, \ell$, where $\bar{w} < \infty$ denotes the maximum support of $w_i \geq K - K_0 \geq 0$. Let $\psi_{\ell i} = \tilde{H}_\ell^{-1/2}(w_i, w_i^2/2, \dots, w_i^\ell/\ell)' \in \mathbb{R}^\ell$. This vector represents the integrated orthonormal polynomial basis with respect to the Lebesgue measure on $[0, \bar{w}]$, which satisfies $\|\psi_{\ell i}\| \lesssim \ell$. Define $\ell \times \kappa$ matrices

$$\tilde{U}_{\kappa\ell} = \tilde{H}_\ell^{1/2} \begin{pmatrix} c'_{\kappa 1} \tilde{I}_{11n}^{-1} \\ c'_{\kappa 2} \tilde{I}_{12n}^{-1} \\ \vdots \\ c'_{\kappa, \ell} \tilde{I}_{1\ell n}^{-1} \end{pmatrix}, \quad U_{\kappa\ell} = \tilde{H}_\ell^{1/2} \begin{pmatrix} c'_{\kappa 1} I_{11}^{-1} \\ c'_{\kappa 2} I_{12}^{-1} \\ \vdots \\ c'_{\kappa, \ell} I_{1\ell}^{-1} \end{pmatrix}$$

where $I_{1j} = E[T_i w_i^j \frac{o_{\kappa i} o'_{\kappa i}}{f_{\kappa j i}^2}]$ denotes the population counterpart of $\tilde{I}_{1jn} = \frac{1}{n} \sum_{i=1}^n T_i w_i^j \frac{o_{\kappa i} o'_{\kappa i}}{\hat{f}_{\kappa j i} f_{\kappa j i}}$. Also let $\hat{I}_{1jn} = \frac{1}{n} \sum_{i=1}^n T_i w_i^j \frac{o_{\kappa i} o'_{\kappa i}}{\hat{f}_{\kappa j i}^2}$ and $\bar{I}_{1jn} = \frac{1}{n} \sum_{i=1}^n T_i w_i^j \frac{o_{\kappa i} o'_{\kappa i}}{f_{\kappa j i}^2}$.

We define the empirical process as $G_n[f_i] = \frac{1}{\sqrt{n}} \sum_{i=1}^n f_i - E[f_i]$ where f_i represents the value of a function f for unit i . Denote $D_{\kappa\ell i} = \text{diag}(1/f_{\kappa 1 i}, \dots, 1/f_{\kappa \ell i})$. We will first establish that

$$\begin{aligned} \sqrt{n} \hat{\mu}_n &= \sqrt{n} \left(\frac{1}{n} \sum_{i=1}^n T_i \mathbb{1}\{Y_i \in [K_0, K_1]\} - \sum_{j=1}^{\ell} \frac{1}{j} \hat{\gamma}_{\kappa j, j} \right) \\ &= G_n [T_i (\mathbb{1}\{Y_i \in [K_0, K_1]\} - \psi'_{\ell i} U_{\kappa\ell} D_{\kappa\ell i} o_{\kappa i} \mathbb{1}\{i \in N\})] + \sqrt{n} b_\ell + o_P(1) \end{aligned} \quad (24)$$

where $b_\ell = \sum_{j=\ell+1}^{\infty} \frac{1}{j!} D_y^{j-1}[f_j(y)]_{y=K}$ denotes the approximation bias.

Recall from (20) that

$$\begin{aligned} \sqrt{n} \sum_{j=1}^{\ell} \frac{1}{j} (\hat{\gamma}_{\kappa j, j} - \gamma_{\kappa j, j}) &= \sqrt{n} \sum_{j=1}^{\ell} \frac{1}{j} c'_{\kappa j} (\hat{\delta}_{\kappa j} - \delta_{\kappa j}) = \sum_{j=1}^{\ell} \frac{1}{j} c'_{\kappa j} \tilde{I}_{1jn}^{-1} G_n \left[T_i w_i^j \frac{o_{\kappa i}}{f_{\kappa j i}} \right] \\ &= \sum_{j=1}^{\ell} \frac{1}{j} c'_{\kappa j} I_{1j}^{-1} G_n \left[T_i w_i^j \frac{o_{\kappa i}}{f_{\kappa j i}} \right] + \underbrace{\sum_{j=1}^{\ell} \frac{1}{j} c'_{\kappa j} (\tilde{I}_{1jn}^{-1} - I_{1j}^{-1}) G_n \left[T_i w_i^j \frac{o_{\kappa i}}{f_{\kappa j i}} \right]}_{=\varepsilon_n} \\ &= \frac{1}{\sqrt{n}} \sum_{i=1}^n \{T_i \psi'_{\ell i} U_{\kappa\ell} D_{\kappa\ell i} o_{\kappa i} - E[T_i \psi'_{\ell i} U_{\kappa\ell} D_{\kappa\ell i} o_{\kappa i}]\} + \varepsilon_n. \end{aligned}$$

The first term in the last line corresponds to the influence function $G_n[T_i \psi'_{\ell i} U_{\kappa\ell} D_{\kappa\ell i} o_{\kappa i} \mathbb{1}\{i \in N\}]$ and the last term represents the remainder, which we denote by ε_n . Combining Theorem 1

and (19), we know that

$$\begin{aligned} E [T_i \mathbb{1}\{Y_i \in [K_0, K_1]\}] &= \sum_{j \in \mathbb{N}} \frac{1}{j!} D_y^{j-1} [f_j(y)]_{y=K_0} \\ &= \sum_{j=1}^{\ell} \frac{1}{j} \gamma_{\kappa j, j} + b_{\ell} + o(1/\sqrt{n}). \end{aligned}$$

It follows

$$\begin{aligned} \sqrt{n} \hat{\mu}_n &= \sqrt{n} \left(\frac{1}{n} \sum_{i=1}^n T_i \mathbb{1}\{Y_i \in [K_0, K_1]\} - \sum_{j=1}^{\ell} \frac{1}{j} \hat{\gamma}_{\kappa j, j} \right) \\ &= \sqrt{n} \left(\frac{1}{n} \sum_{i=1}^n \left[T_i \mathbb{1}\{Y_i \in [K_0, K_1]\} - E [T_i \mathbb{1}\{Y_i \in [K_0, K_1]\}] \right] - \sum_{j=1}^{\ell} \frac{1}{j} (\hat{\gamma}_{\kappa j, j} - \gamma_{\kappa j, j}) \right) \\ &\quad + \sqrt{n} b_{\ell} + o_P(1) \\ &= G_n [T_i (\mathbb{1}\{Y_i \in [K_0, K_1]\} - \psi'_{\ell i} U_{\kappa \ell} D_{\kappa \ell i} o_{\kappa i} \mathbb{1}\{i \in N\})] + \sqrt{n} b_{\ell} + \varepsilon_n + o_P(1). \end{aligned}$$

It suffices to establish that $\varepsilon_n = o_P(1)$ to show (24).

Step 1. Recall that $\bar{I}_{1jn} = \frac{1}{n} \sum_{i=1}^n T_i w_i^j \frac{o_{\kappa i} o'_{\kappa i}}{f_{\kappa j i}^2}$. We first observe that

$$\begin{aligned} \|c'_{\kappa j} (\tilde{I}_{1jn} - \bar{I}_{1jn})\| &= \left\| \frac{1}{n} \sum_{i \in N} T_i w_i^j \frac{\|o_{\kappa i}\|^2 c'_{\kappa j} (\hat{\delta}_{\kappa j} - \delta_{\kappa j}) o'_{\kappa i}}{f_{\kappa j i}^2 \hat{f}_{\kappa j i}} \right\| \\ &\lesssim_P C^j \kappa^3 |c'_{\kappa j} (\hat{\delta}_{\kappa j} - \delta_{\kappa j})|. \end{aligned}$$

Using (21) and (22) in the proof of Lemma A.6, it follows that

$$\sum_{j=1}^{\ell} \|c'_{\kappa j} (\tilde{I}_{1jn} - \bar{I}_{1jn})\|^2 \lesssim_P C^{\ell} \kappa^6 \sum_{j=1}^{\ell} |c'_{\kappa j} (\hat{\delta}_{\kappa j} - \delta_{\kappa j})|^2 \lesssim_P \frac{C^{\ell} \ell^{-4\ell} \kappa^{4\ell+4}}{n}. \quad (25)$$

In the proof of Lemma A.6, we have also established that $\tilde{I}_{1jn}^{-1} \lesssim_P C^j M_{\kappa}^{-1} \lesssim C^j \chi_{\kappa}^{-1} I_{\kappa}$ uniformly in $j \leq \ell$. Using the same line of arguments, it can be shown that the same holds for \bar{I}_{1jn}^{-1} as well. Combined with (25), this implies that

$$\sum_{j=1}^{\ell} \|c'_{\kappa j} (\tilde{I}_{1jn}^{-1} - \bar{I}_{1jn}^{-1})\|^2 \lesssim_P C^{\ell} \chi_{\kappa}^{-4} \ell^{-4\ell} \kappa^{4\ell+4}.$$

Let us bound the remainder term $\sum_{j=1}^{\ell} \|c'_{\kappa j} (\bar{I}_{1jn}^{-1} - I_{1j}^{-1})\|^2$ where $I_{1j} = E[\bar{I}_{1jn}]$ denotes

the probability limit of \bar{I}_{1jn} . Applying Lemma A.5 with $p = 2$, we have

$$E\|\bar{I}_{1jn} - I_{1j}\|^2 \lesssim \frac{C^j}{n} \kappa^2 \log \kappa$$

uniformly in $j \leq \ell$. Using the fact that $I_{1j}^{-1} \lesssim C^j \chi_\kappa^{-1} I_\kappa$ uniformly in $j \leq \ell$, this in turn implies that

$$E \sum_{j=1}^{\ell} \|c'_{\kappa j} (\bar{I}_{1jn}^{-1} - I_{1j}^{-1})\|^2 \lesssim C^\ell \frac{\chi_\kappa^{-4} \kappa^2 \log \kappa}{n}.$$

Putting it all together, we get

$$\|\tilde{U}_{\kappa\ell} - U_{\kappa\ell}\|_F^2 = \sum_{j=1}^{\ell} \|c'_{\kappa j} (\tilde{I}_{1jn}^{-1} - I_{1j}^{-1})\|^2 \lesssim_P C^\ell \frac{\chi_\kappa^{-4} (\ell^{-4\ell} \kappa^{4\ell+4} + \kappa^2 \log \kappa)}{n}, \quad (26)$$

from which it follows

$$\begin{aligned} \left| \sum_{j=1}^{\ell} \frac{1}{j} c'_{\kappa j} (\tilde{I}_{1jn}^{-1} - I_{1j}^{-1}) G_n \left[T_i w_i^j \frac{O_{\kappa i}}{f_{\kappa j i}} \right] \right| &\lesssim_P C^\ell \frac{\chi_\kappa^{-2} (\ell^{-2\ell} \kappa^{2\ell+2} + \kappa \sqrt{\log \kappa})}{\sqrt{n}} \left(\sum_{j=1}^{\ell} \frac{1}{j^2} E \left\| G_n \left[T_i w_i^j \frac{O_{\kappa i}}{f_{\kappa j i}} \right] \right\|^2 \right)^{1/2} \\ &\lesssim_P C^\ell \frac{\chi_\kappa^{-2} (\ell^{-2\ell} \kappa^{2\ell+2} + \kappa \sqrt{\log \kappa})}{\sqrt{n}} \left(\sum_{j=1}^{\ell} \frac{1}{j^2} C^j \text{tr}(M_\kappa) \right)^{1/2} \\ &\lesssim_P C^\ell \frac{\chi_\kappa^{-2} (\ell^{-2\ell} \kappa^{2\ell+2} + \kappa \sqrt{\log \kappa})}{\sqrt{n}} \kappa^{1/2} = o_P(1), \end{aligned}$$

since $\ell^{-2\ell} \kappa^{2\ell+2} + \kappa \sqrt{\log \kappa} = o(n^\varepsilon)$ for any $\varepsilon > 0$ and $\chi_\kappa^{-2} = o(n^{2/5})$ by Assumption 8. This proves $\varepsilon_n = o_P(1)$, and hence (24). We now turn to the normal approximation of the stochastic component.

Step 2. (Normal approximation) Let us denote the influence function of $\hat{\mu}_n$ as

$$\begin{aligned} s_{ni} &:= T_i(\mathbb{1}\{Y_i \in [K_0, K_1]\}) - \psi'_{\ell i} U_{\kappa\ell} D_{\kappa\ell i} O_{\kappa i} \mathbb{1}\{i \in N\}) \\ &\quad - E[T_i(\mathbb{1}\{Y_i \in [K_0, K_1]\}) - \psi'_{\ell i} U_{\kappa\ell} D_{\kappa\ell i} O_{\kappa i} \mathbb{1}\{i \in N\})] \end{aligned}$$

and $\sigma_n^2 = \text{var}(s_{ni})$. By Yurinskii's coupling (Pollard, 2001), for all $\delta > 0$, there exists $\xi \sim N(0, 1)$ such that

$$P\left(\left|\frac{G_n[s_{ni}]}{\sigma_n} - \xi\right| > \delta\right) \lesssim B(1 + |\log(1/B)|)$$

where $B = \delta^{-3} n^{-3/2} \sum_{i=1}^n \mathbb{E}[|s_{ni}|^3] / \sigma_n^3$. Note that

$$|s_{ni}| \lesssim 1 + \|\psi_{\ell i}\| \|U_{\kappa \ell}\|_F \|D_{\kappa \ell i}\| \|o_{\kappa i}\| \lesssim C^\ell \chi_\kappa^{-1/2} \ell^{-2\ell+1} \kappa^{2\ell}$$

where we used $\|\psi_{\ell i}\| \lesssim \ell$, $\|D_{\kappa \ell i}\| \lesssim C^\ell$, and $\|o_{\kappa i}\| \lesssim \kappa$, and

$$\|U_{\kappa \ell}\|_F^2 = \text{tr}(U_{\kappa \ell} U_{\kappa \ell}') \lesssim \sum_{j=1}^{\ell} c'_{\kappa j} I_{1j}^{-2} c_{\kappa j} \lesssim \chi_\kappa^{-1} C^\ell \sum_{j=1}^{\ell} c'_{\kappa j} M_\kappa^{-1} c_{\kappa j} \lesssim C^\ell \chi_\kappa^{-1} \ell^{-4\ell} \kappa^{4\ell-2},$$

which was demonstrated in the proof of Lemma A.6. By Assumption 7, it follows

$$B \lesssim \delta^{-3} n^{-1/2} C^\ell \chi_\kappa^{-3/2} \ell^{-6\ell+3} \kappa^{6\ell} = o(\delta^{-3} n^{-1/5}).$$

Letting $\delta \gg n^{1/15}$, this implies that $G_n[s_{ni}] / \sigma_n - \xi = o_P(n^{-1/15})$.

Step 3. (Variance estimation) By Assumption 7, it follows that

$$\begin{aligned} \sigma_n^2 &= E[T_i^2(\mathbb{1}\{Y_i \in [K_0, K_1]\} - \psi'_{\ell i} U_{\kappa \ell} D_{\kappa \ell i} o_{\kappa i} \mathbb{1}\{i \in N\})^2] \\ &\quad - E[T_i(\mathbb{1}\{Y_i \in [K_0, K_1]\} - \psi'_{\ell i} U_{\kappa \ell} D_{\kappa \ell i} o_{\kappa i} \mathbb{1}\{i \in N\})]^2 \\ &\gtrsim 1. \end{aligned}$$

Since

$$E[T_i(\mathbb{1}\{Y_i \in [K_0, K_1]\} - \psi'_{\ell i} U_{\kappa \ell} D_{\kappa \ell i} o_{\kappa i} \mathbb{1}\{i \in N\})] = b_\ell + o(1) = o(1),$$

we estimate σ_n^2 by $\hat{\sigma}_n^2 := \frac{1}{n} \sum_{i=1}^n \hat{s}_{ni}^2$ where

$$\hat{s}_{ni} = T_i \left(\mathbb{1}\{Y_i \in [K_0, K_1]\} - \psi'_{\ell i} \hat{U}_{\kappa \ell} \hat{D}_{\kappa \ell i} o_{\kappa i} \mathbb{1}\{i \in N\} \right).$$

Here, $\hat{U}_{\kappa \ell}$ is defined as the sample analogue of $\tilde{U}_{\kappa \ell}$, obtained by replacing all \tilde{I}_{1jn} in $\tilde{U}_{\kappa \ell}$ with their feasible estimates $\hat{I}_{1jn} = \frac{1}{n} \sum_{i=1}^n T_i w_i^j \frac{o_{\kappa i} o'_{\kappa i}}{\hat{f}_{\kappa j i}^2}$. We can establish $\|\hat{U}_{\kappa \ell} - U_{\kappa \ell}\|_F^2 \lesssim_P C^\ell \frac{\chi_\kappa^{-4} (\ell^{-4\ell} \kappa^{4\ell+4} + \kappa^2 \log \kappa)}{n}$ using a similar method to the one used to show (26), which will be omitted for brevity.

We will show that $\frac{1}{n} \sum_{i=1}^n |\hat{s}_{ni}^2 - s_{ni}^2| = o_P(1)$. It is clear that $\frac{1}{n} \sum_{i=1}^n T_i^2 \mathbb{1}\{Y_i \in [K_0, K_1]\} - E[T_i^2 \mathbb{1}\{Y_i \in [K_0, K_1]\}] = O_P(n^{-1/2})$. Next, we bound the term

$$\frac{1}{n} \sum_{i=1}^n T_i^2 (\psi'_{\ell i} \hat{U}_{\kappa \ell} \hat{D}_{\kappa \ell i} o_{\kappa i})^2 \mathbb{1}\{i \in N\} - E[T_i^2 (\psi'_{\ell i} U_{\kappa \ell} D_{\kappa \ell i} o_{\kappa i})^2 \mathbb{1}\{i \in N\}]$$

as $o_P(1)$. Observe that, uniformly in $i \in N$,

$$|\psi'_{\ell i} \widehat{U}_{\kappa \ell} \widehat{D}_{\kappa \ell i} o_{\kappa i} - \psi'_{\ell i} U_{\kappa \ell} \widehat{D}_{\kappa \ell i} o_{\kappa i}| \lesssim_P C^\ell \frac{\chi_k^{-2} (\ell^{-2\ell} \kappa^{2\ell+2} + \kappa (\log \kappa)^{1/2})}{\sqrt{n}} \kappa,$$

which follows from the fact that $\|\widehat{U}_{\kappa \ell} - U_{\kappa \ell}\|_F^2 \lesssim_P C^\ell \frac{\chi_k^{-4} (\ell^{-4\ell} \kappa^{4\ell+4} + \kappa^2 \log \kappa)}{n}$, $\|\psi_{\ell i}\| \lesssim \ell$, $\|\widehat{D}_{\kappa \ell i}\| \lesssim C^\ell$, and $\|o_{\kappa i}\| \lesssim \kappa$. Additionally,

$$\begin{aligned} & |\psi'_{\ell i} U_{\kappa \ell} \widehat{D}_{\kappa \ell i} o_{\kappa i} - \psi'_{\ell i} U_{\kappa \ell} D_{\kappa \ell i} o_{\kappa i}| \\ & \lesssim \ell \kappa \|U_{\kappa \ell}\|_F \|\widehat{D}_{\kappa \ell i} - D_{\kappa \ell i}\| \lesssim_P C^\ell \kappa^{2\ell} \ell^{-2\ell+1} \chi_\kappa^{-1/2} \sup_{1 \leq j \leq \ell} |\widehat{f}_{\kappa j i} - f_{\kappa j i}|, \end{aligned}$$

which follows from $\|U_{\kappa \ell}\|_F \lesssim C^\ell \chi_\kappa^{-1/2} \ell^{-2\ell} \kappa^{2\ell-1}$. Since $|\psi'_{\ell i} U_{\kappa \ell} D_{\kappa \ell i} o_{\kappa i}| \lesssim_P C^\ell \kappa^{2\ell} \ell^{-2\ell+1} \chi_\kappa^{-1/2}$ uniformly in $i \in N$, putting it altogether, we have

$$\begin{aligned} & \frac{1}{n} \sum_{i=1}^n |(\psi'_{\ell i} \widehat{U}_{\kappa \ell} \widehat{D}_{\kappa \ell i} o_{\kappa i})^2 - (\psi'_{\ell i} U_{\kappa \ell} D_{\kappa \ell i} o_{\kappa i})^2| \\ & \lesssim \frac{1}{n} \sum_{i=1}^n |\psi'_{\ell i} \widehat{U}_{\kappa \ell} \widehat{D}_{\kappa \ell i} o_{\kappa i} - \psi'_{\ell i} U_{\kappa \ell} D_{\kappa \ell i} o_{\kappa i}|^2 + 2 |\psi'_{\ell i} \widehat{U}_{\kappa \ell} \widehat{D}_{\kappa \ell i} o_{\kappa i} - \psi'_{\ell i} U_{\kappa \ell} D_{\kappa \ell i} o_{\kappa i}| |\psi'_{\ell i} U_{\kappa \ell} D_{\kappa \ell i} o_{\kappa i}| \\ & \lesssim_P \frac{1}{n} \sum_{i=1}^n |\psi'_{\ell i} \widehat{U}_{\kappa \ell} \widehat{D}_{\kappa \ell i} o_{\kappa i} - \psi'_{\ell i} U_{\kappa \ell} \widehat{D}_{\kappa \ell i} o_{\kappa i}|^2 + |\psi'_{\ell i} U_{\kappa \ell} \widehat{D}_{\kappa \ell i} o_{\kappa i} - \psi'_{\ell i} U_{\kappa \ell} D_{\kappa \ell i} o_{\kappa i}|^2 \\ & \quad + C^\ell \kappa^{2\ell} \ell^{-2\ell+1} \chi_\kappa^{-1/2} \cdot \frac{1}{n} \sum_{i=1}^n \left(|\psi'_{\ell i} \widehat{U}_{\kappa \ell} \widehat{D}_{\kappa \ell i} o_{\kappa i} - \psi'_{\ell i} U_{\kappa \ell} \widehat{D}_{\kappa \ell i} o_{\kappa i}| + |\psi'_{\ell i} U_{\kappa \ell} \widehat{D}_{\kappa \ell i} o_{\kappa i} - \psi'_{\ell i} U_{\kappa \ell} D_{\kappa \ell i} o_{\kappa i}| \right) \\ & \lesssim_P C^\ell \frac{\chi_\kappa^{-4} \kappa^2 (\ell^{-4\ell} \kappa^{4\ell+4} + \kappa^2 \log \kappa)}{n} + C^\ell \frac{\chi_\kappa^{-1} \kappa^{4\ell+1} \ell^{-4\ell+2}}{n} \\ & \quad + C^\ell \kappa^{2\ell} \ell^{-2\ell+1} \chi_\kappa^{-1/2} \left(\frac{\chi_\kappa^{-2} \kappa (\ell^{-2\ell} \kappa^{2\ell+2} + \kappa (\log \kappa)^{1/2})}{\sqrt{n}} + \frac{\chi_\kappa^{-1/2} \kappa^{2\ell+1/2} \ell^{-2\ell+1}}{\sqrt{n}} \right) \\ & = o_P(1), \end{aligned}$$

where we used Lemma A.7 to bound

$$\begin{aligned} & \frac{1}{n} \sum_{i=1}^n \sup_{1 \leq j \leq \ell} |\widehat{f}_{\kappa j i} - f_{\kappa j i}|^2 \leq \frac{1}{n} \sum_{i=1}^n \sum_{j=1}^{\ell} |\widehat{f}_{\kappa j i} - f_{\kappa j i}|^2, \\ & \frac{1}{n} \sum_{i=1}^n \sup_{1 \leq j \leq \ell} |\widehat{f}_{\kappa j i} - f_{\kappa j i}| \leq \left(\frac{1}{n} \sum_{i=1}^n \sum_{j=1}^{\ell} |\widehat{f}_{\kappa j i} - f_{\kappa j i}|^2 \right)^{1/2}. \end{aligned}$$

Finally, by Hoeffding's inequality (Wainwright, 2019), we get

$$\begin{aligned} & \frac{1}{n} \sum_{i=1}^n T_i^2(\psi'_{\ell i} U_{\kappa \ell} D_{\kappa \ell i} o_{\kappa i})^2 \mathbb{1}\{i \in N\} - E[T_i^2(\psi'_{\ell i} U_{\kappa \ell} D_{\kappa \ell i} o_{\kappa i})^2 \mathbb{1}\{i \in N\}] \\ &= O_P\left(\frac{C^\ell \kappa^{2\ell} \ell^{-2\ell+1} \chi_\kappa^{-1/2}}{\sqrt{n}}\right) = o_P(1), \end{aligned}$$

which follows from the fact that

$$0 \leq T_i^2(\psi'_{\ell i} U_{\kappa \ell} D_{\kappa \ell i} o_{\kappa i})^2 \mathbb{1}\{i \in N\} \lesssim C^\ell \kappa^{2\ell} \ell^{-2\ell+1} \chi_\kappa^{-1/2}$$

with probability equal to 1. We conclude that $\frac{\hat{\sigma}_n}{\sigma_n} \xrightarrow{P} 1$. This implies

$$\begin{aligned} \mathcal{T}_n(1 + o_P(1)) &= \sqrt{n} \frac{\hat{\mu}_n}{\sigma_n} \\ &= \frac{G_n[s_{ni}]}{\sigma_n} + \frac{\sqrt{nb_\ell}}{\sigma_n} + o_P(1) \\ &= \xi + \frac{\sqrt{nb_\ell}}{\sigma_n} + o_P(1), \end{aligned}$$

where $\xi \sim N(0, 1)$. By the anti-concentration inequality, applied to $\xi + \frac{\sqrt{nb_\ell}}{\sigma_n} \sim N(\frac{\sqrt{nb_\ell}}{\sigma_n}, 1)$, we get $|P(|\xi + \frac{\sqrt{nb_\ell}}{\sigma_n} + o_P(1)| > c(1 + o_P(1))) - P(|N(\frac{\sqrt{nb_\ell}}{\sigma_n}, 1)| > c)| \rightarrow 0$ as $n \rightarrow \infty$ uniformly in c . Using $|b_\ell| \leq \bar{b}_\ell := \beta \delta^\ell E[T_i \mathbb{1}\{Y_i \in [K_0, K_1]\}]$ and the fact that $\text{cv}_\alpha(b)$ is increasing in $|b|$, we obtain

$$\sup_{P \in \mathfrak{P}_0} P(|\mathcal{T}_n| > \text{cv}_\alpha(\sqrt{nb_\ell}/\hat{\sigma}_n)) \leq \alpha + o(1)$$

as $n \rightarrow \infty$.

B Extension to Notch Designs

The notch design is another popular design that utilizes bunching, which applies to cases where the payoff schedule exhibits jumps at specific cutoffs, referred to as notches. These notches are known to cause both clustering and gaps in the observed distribution of the running variable. This section extends our econometric framework established in Section 2 to the notch design setup.

B.1 Utility Model

We continue to denote by $X_i \in \mathcal{X} \subseteq \mathbb{R}^{d_x}$ the observed characteristics and by $\eta_i \in \mathcal{H} \subseteq \mathbb{R}$ a scalar preference heterogeneity. We consider the counterfactual payoff schedule $y \mapsto U_d(y, x, \eta)$ for each $d \in \{0, 1\}$, which are smooth functions in y . Then, the counterfactual choice subject to policy $d \in \{0, 1\}$ is defined as

$$Y_i^*(d) = \arg \max_{y \in \mathcal{Y}} U_d(y, X_i, \eta_i).$$

Without much loss of generality, we assume that the payoff schedule displays a negative notch at the cutoff, denoted by K : for all $(x, \eta) \in \mathcal{X} \times \mathcal{H}$ and $y \geq K$,

$$U_0(y, x, \eta) - U_1(y, x, \eta) > 0. \quad (27)$$

Thus, those who have chosen $Y^* \geq K$ would find policy 0 more beneficial than policy 1. Such negative notches can be found in many regulatory policies that feature discontinuous eligibility criteria.

Such a negative notch in the payoff schedule is known to create an excess mass at the cutoff and a missing mass immediately above the cutoff. To formalize this notion, we define the counterfactual value associated with policy $d \in \{0, 1\}$ as

$$\begin{aligned} V_i^*(0) &= \max_{y \leq K} U_0(y, X_i, \eta_i), \\ V_i^*(1) &= \max_{y \geq K} U_1(y, X_i, \eta_i). \end{aligned}$$

Let

$$Y_i^* = \arg \max_{y \in \mathcal{Y}} U(y, X_i, \eta_i)$$

denote the desired choice under the actual payoff schedule, given by

$$U(y, x, \eta) = U_0(y, x, \eta) \mathbb{1}\{y \leq K\} + U_1(y, x, \eta) \mathbb{1}\{y > K\}.$$

When there are ties, we assume that Y_i is chosen to be the lowest of all ties. Then, we have the following relation between Y_i^* and $Y_i^*(d)$.

Proposition B.1. *Assume each counterfactual payoff U_d is strictly concave in $y \in \mathcal{Y}$ for*

each $(x, \eta) \in \mathcal{X} \times \mathcal{H}$. Then, it holds

$$Y_i^* = \begin{cases} Y_i^*(0) & \text{if } Y_i^*(0) < K \\ Y_i^*(1) & \text{if } V_i^*(0) < V_i^*(1) \\ K & \text{if } Y_i^*(0) \geq K \text{ and } V_i^*(0) \geq V_i^*(1) \end{cases}.$$

These three events correspond to $\{Y_i^* < K\}$, $\{Y_i^* > K\}$, and $\{Y_i^* = K\}$, respectively. Consequently, $\{Y_i^*(0) < K\}$ and $\{V_i^*(0) < V_i^*(1)\}$ are mutually disjoint, and $\{V_i^*(0) < V_i^*(1)\} \subseteq \{Y_i^*(1) > K\}$.

The proof of Proposition B.1 is deferred to the end of this section. Proposition B.1 establishes a succinct formal connection between the actual and counterfactual choices in the notch design. It differs from Proposition 1 since $Y_i^*(1)$ is now subject to random censoring by comparing the counterfactual values, $V_i^*(0) < V_i^*(1)$. This censoring makes it impossible to directly infer the distribution of $Y_i^*(1)$ from that of Y_i^* observed to the right of the cutoff.

Proposition B.1 implies that no Y_i^* are observed immediately above K . This gap in the distribution is referred to as the strictly dominated region. For this reasoning, assume that $Y_i^* = Y_i^*(1) = K + \varepsilon$ as $\varepsilon \rightarrow 0$. By Proposition B.1, this implies $V_i^*(1) = U_1(K + \varepsilon, X_i, \eta_i) > V_i^*(0) \geq U_0(K, X_i, \eta_i)$ as $\varepsilon \rightarrow 0$, contradicting Condition (27). However, in reality, the observed running variable, Y_i , often displays a positive mass located right above the cutoff. This presence of positive mass in the strictly dominated region is typically attributed to optimization frictions in the literature (Kleven and Waseem, 2013). We will propose our treatment for these optimization errors that fits into our analysis.

B.2 Structural Equations

Assume we have posited a model for the counterfactual choices and values as follows:

$$\begin{aligned} Y_i^*(d) &= m(d, X_i, \eta_i, \theta_0), \\ V_i^*(d) &= v(d, X_i, \eta_i, \theta_0). \end{aligned}$$

We make an assumption analogous to Assumption 2(i) that m and v are both strictly increasing in η for each $d \in \{0, 1\}$ and $(x, \theta) \in \mathcal{X} \times \Theta$. Moreover, for each $(x, \theta) \in \mathcal{X} \times \Theta$, we assume there exists a unique value $H(x, \theta) \in \mathcal{H}$ such that

$$\text{sign}(v(1, x, \eta, \theta) - v(0, x, \eta, \theta)) = \text{sign}(\eta - H(x, \theta)).$$

This implies that those with $\eta_i > H(X_i, \theta_0)$ prefer policy 1 to policy 0. Conversely, those with $\eta_i < H(X_i, \theta_0)$ prefer policy 0 to policy 1. Thus, the value $H(x, \theta)$ identifies marginal individuals who are indifferent between the two policies.

Let us define $\mathcal{K}(x, \theta) = m(1, x, H(x, \theta), \theta)$ as the upper edge of the bunching range. Then, the bunching at the notch can be expressed by the following condition:

$$\begin{aligned} \{Y_i^* = K\} &= \{Y_i^*(0) \geq K, Y_i^*(1) \leq \mathcal{K}(X_i, \theta_0)\} \\ &= \{K \leq Y_i^*(0) \leq R(\mathcal{K}(X_i, \theta_0), X_i, \theta_0)\}, \end{aligned}$$

where the reversion R is defined in the same way as in (6). This shows that $R(\mathcal{K}(X_i, \theta_0), X_i, \theta_0)$ replaces the role of $R(K, X_i, \theta_0)$ in the notch design setup. The identification power of θ_0 is generated through this generalized reversion function.

B.3 Optimization Frictions

Let $K_0 \leq K$ be a value in the interior of \mathcal{Y}_0 , which indicates the lower edge of the excluded window. We make the following assumption on the data $\{(Y_i, X_i) : i = 1, \dots, n\}$.

Assumption B.1. *If $Y_i^* \in [K_0, K]$ for unit i , then $Y_i \in [K_0, \mathcal{K}(X_i, \theta_0)]$. If $Y_i^* \notin [K_0, K]$, unit i selects $Y_i = Y_i^*$.*

Note that $Y_i^* \notin [K_0, K]$ is equivalent to $Y_i^* \notin [K_0, \mathcal{K}(X_i, \theta_0)]$ since $Y_i^* \in (K, \mathcal{K}(X_i, \theta_0)]$ is vacant. Assumption B.1 accounts for two potential mistakes committed by those engaged in bunching. They may either be located within a small window below the notch or end up within the strictly dominated region, $[K, \mathcal{K}(X_i, \theta_0)]$, possibly mistaking $Y_i^*(1)$ for their desired choice. This allows fuzzy bunching with some positive mass remaining within the strictly dominated region.

Our extension is based on the following observation. Under Assumption B.1, the fuzzy bunching moment can be expressed as

$$\begin{aligned} P(K_0 \leq Y_i \leq \mathcal{K}(X_i, \theta_0)) &= P(Y_i^* \in [K_0, K]) \\ &= P(Y_i^*(0) \in [K_0, R(\mathcal{K}(X_i, \theta_0), X_i, \theta_0)]). \end{aligned}$$

We can then exploit a variant of Theorem 1 in order to derive moment restrictions for the true parameter value. More specifically, assume the conditions for Theorem 1, except that now $\{\text{Quantile}_{R(\mathcal{K}(X, \theta), X, \theta) | Y^*(0)}^{(Q)}(\tau, \cdot)\}_{\tau \in (0,1), \theta \in \Theta}$ satisfies the analyticity condition (ii) in place of $\{\text{Quantile}_{R(K_1, X, \theta) | Y^*(0)}^{(Q)}(\tau, \cdot)\}_{\tau \in (0,1), \theta \in \Theta}$. Then, the bunching expansion states that $\theta = \theta_0$ is

a solution to the following equation:

$$\begin{aligned} & E[T_i \mathbb{1}\{K_0 \leq Y_i \leq \mathcal{K}(X_i, \theta)\}] \\ &= \sum_{j=1}^{\infty} \frac{1}{j!} D_y^{j-1} [E[T_i(R(\mathcal{K}(X_i, \theta), X_i, \theta) - K_0)^j | Y_i^*(0) = y] f_{Y^*(0)}(y)]_{y=K_0}. \end{aligned}$$

This is similar to Theorem 1 except that K_1 is now replaced by random $\mathcal{K}(X_i, \theta)$ that also depends on θ . Our inference procedure depicted in Section 4 can be straightforwardly modified to test this implication for each hypothesized value of θ .

Unlike the standard practice in the notch design, our method does not assume a common exogenous inattention parameter $a \in [0, 1]$ governing the share of non-optimizing individuals. Instead, we assume that optimization frictions may arbitrarily reallocate masses within a small window below the cutoff and the strictly dominated region. Our assumption permits a scenario where a may be heterogeneous across individuals. For example, most individuals with $Y_i^*(1) = K + \epsilon$ may successfully bunch at K , whereas those with $Y_i^*(1) = \mathcal{K}(X_i, \theta_0) - \epsilon$ may pay little attention to adjusting precisely to the cutoff and remain in the dominated region. Here, $\epsilon > 0$ represents a sufficiently small number.

B.4 Proof of Proposition B.1

The proof proceeds in the following steps:

1. If $Y_i^*(0) < K$, then $Y_i^* = Y_i^*(0) < K$. Conversely, if $Y_i^* < K$, then $Y_i^*(0) < K$ and is equal to Y_i^* .
2. If $V_i^*(1) > V_i^*(0)$, then $Y_i^* = Y_i^*(1) > K$. If $Y_i^* > K$, then $V_i^*(1) > V_i^*(0)$ and $Y_i^* = Y_i^*(1)$.
3. Note that Steps 1 and 2 together imply that $Y_i^* = K$ if and only if $Y_i^*(0) \geq K$ and $V_i^*(0) \geq V_i^*(1)$.

Step 1: Assume $Y_i^*(0) < K$. We will first show see that $Y_i^* = \arg \max_y U(y, X_i, \eta_i)$ is less than K . If $Y_i^* \geq K$ were a global maximum to the contrary, then $U(Y_i^*, X_i, \eta_i) = U_1(Y_i^*, X_i, \eta_i) < U_0(Y_i^*, X_i, \eta_i) \leq U_0(Y_i^*(0), X_i, \eta_i) = V_i^*(0)$ must hold by the notch condition. This leads to a contradiction since $V_i^*(0) \leq U(Y_i^*, X_i, \eta_i)$ must hold. When $Y_i^* < K$, it must coincide with the constrained maximum $Y_i^*(0)$ subject to the constraint $y < K$.

To prove the second part, assume $Y_i^* < K$. If $Y_i^*(0) \geq K$, then by the strict concavity of U_0 , U_0 must be strictly increasing on the left-hand side of K . This implies $U(Y_i, X_i, \eta_i) = U_0(Y_i^*, X_i, \eta_i) < U_0(Y_i^* + \epsilon, X_i, \eta_i) = U(Y_i^* + \epsilon, X_i, \eta_i)$ for any $\epsilon \in (0, K - Y_i^*)$. This contradicts that $Y_i^* = \arg \max_{y \in \mathcal{Y}} U(y, X_i, \eta_i)$. The equality $Y_i^*(0) = Y_i^*$ follows from the first part.

Step 2: Suppose $V_i^*(1) > V_i^*(0)$. This implies $Y_i^*(1) > K$ because otherwise $V_i^*(1) = U_1(K, X_i, \eta_i) < U_0(K, X_i, \eta_i) \leq V_i^*(0)$, contradicting the previous assumption. Since $V_i^*(1) > V_i^*(0)$, unit i will choose $Y_i^* > K$, or more specifically $Y_i = Y_i^*(1)$. Now, suppose $Y_i^* > K$. This is only possible when $V_i^*(1) \geq V_i^*(0)$. We can further rule out the possibility of equality since the ties are broken to be the lowest. Thus $V_i^*(1) > V_i^*(0)$, which implies $Y_i^*(1) < K$ and $Y_i^* = Y_i^*(1)$, as established previously.

C Partial Identification under Nonparametric Shape Restrictions

This section demonstrates applications of Theorem 2 to the isoelastic model under nonparametric shape restrictions. We consider two nonparametric shape restrictions in the literature: monotonic densities in Blomquist et al. (2021) and densities with bounded Lipschitz constant in Bertanha et al. (2023). We retrieve their identified bounds under the respective set of assumptions and extend those of Bertanha et al. (2023) to a setting that allows for optimization frictions.

C.1 Replication of bounds in Blomquist et al. (2021)

We assume that η_i possesses a positive and continuous density f_η in the interior of its support containing $[\underline{\eta}, \bar{\eta}]$. Blomquist et al. (2021) imposed the following shape restriction on f_η : for all $\eta \in [\underline{\eta}, \bar{\eta}]$ and some $0 < \sigma \leq 1 \leq \bar{\sigma}$,

$$\sigma \min(f_\eta(\underline{\eta}), f_\eta(\bar{\eta})) \leq f_\eta(\eta) \leq \bar{\sigma} \max(f_\eta(\underline{\eta}), f_\eta(\bar{\eta})) \quad (28)$$

where $[\underline{\eta}, \bar{\eta}] = [K_0(1 - \tau_1)^{-\theta_0}, K_1(1 - \tau_0)^{-\theta_0}]$ denotes the bunching interval. In particular, when $\sigma = \bar{\sigma} = 1$, this condition imposes that the maximum and minimum of f_η occur at the boundary of $[\underline{\eta}, \bar{\eta}]$. This assumption encompasses all monotonic densities.

This section demonstrates that, assuming Condition (28) and the window of optimization errors, $[K_0, K_1]$, it holds (Blomquist et al., 2021, Theorem 2)

$$\sigma \min(D^-(\theta_0), D^+(\theta_0)) \leq P(Y_i \in [K_0, K_1]) \leq \bar{\sigma} \max(D^-(\theta_0), D^+(\theta_0)), \quad (29)$$

where, for all $\theta > 0$,

$$\begin{aligned} D^-(\theta) &= f_Y(K_0) \left(\left(\frac{\rho_0}{\rho_1} \right)^\theta K_1 - K_0 \right), \\ D^+(\theta) &= f_Y(K_1) \left(K_1 - \left(\frac{\rho_0}{\rho_1} \right)^{-\theta} K_0 \right). \end{aligned}$$

From here on, we will denote the net-of-tax rates subject to the prekink and postkink policies as $\rho_d = 1 - \tau_d$, $d \in \{0, 1\}$, respectively, for notational convenience. To prove (29), we first observe the following:

Proposition C.1. *It holds $f_{Y^*(d)}(y) = \rho_d^{-\theta_0} f_\eta(\rho_d^{-\theta_0} y)$ for each $d \in \{0, 1\}$. Moreover, Y permits the density*

$$f_Y(y) = \begin{cases} \rho_0^{-\theta_0} f_\eta(\rho_0^{-\theta_0} y) & y < K_0 \\ \rho_1^{-\theta_0} f_\eta(\rho_1^{-\theta_0} y) & y > K_1 \end{cases}$$

outside $[K_0, K_1]$.

Proof. This is an immediate result of (2) and the change of variables formula for PDFs. \square

As a direct consequence of Proposition C.1, it follows

$$f_{Y^*(0)}(y) \in [\sigma \rho_0^{-\theta_0} \min(f_\eta(\underline{\eta}), f_\eta(\bar{\eta})), \bar{\sigma} \rho_0^{-\theta_0} \max(f_\eta(\underline{\eta}), f_\eta(\bar{\eta}))]$$

for all $y \in [K_0, \bar{K}_1] = [K_0, (\rho_0/\rho_1)^{\theta_0} K_1]$ by Condition (28), and that

$$f_\eta(\underline{\eta}) = \rho_0^{\theta_0} f_Y(K_0), \quad f_\eta(\bar{\eta}) = \rho_1^{\theta_0} f_Y(K_1).$$

We apply Theorem 2 with constant envelope functions, $\underline{f} = \sigma \rho_0^{-\theta_0} \min(f_\eta(\underline{\eta}), f_\eta(\bar{\eta}))$ and $\bar{f} = \bar{\sigma} \rho_0^{-\theta_0} \max(f_\eta(\underline{\eta}), f_\eta(\bar{\eta}))$, and $T_i = 1$. From the fact that $R(K_1, x, \theta) - K_0 = (\rho_0/\rho_1)^\theta K_1 - K_0 \equiv c$, we have

$$\begin{aligned} \underline{B}(\theta_0) &= c \underline{f} = \sigma \min(c f_Y(K_0), c (\rho_0/\rho_1)^{-\theta_0} f_Y(K_1)) = \sigma \min(D^-(\theta_0), D^+(\theta_0)), \\ \bar{B}(\theta_0) &= c \bar{f} = \bar{\sigma} \max(c f_Y(K_0), c (\rho_0/\rho_1)^{-\theta_0} f_Y(K_1)) = \bar{\sigma} \max(D^-(\theta_0), D^+(\theta_0)). \end{aligned}$$

Since $P(Y_i \in [K_0, K_1]) \in [\underline{B}(\theta_0), \bar{B}(\theta_0)]$, this completes the proof of (29).

C.2 Extension of bounds in Bertanha et al. (2023)

This section extends the partial identification bounds in Bertanha et al. (2023, Theorem 2) in the presence of optimization frictions. In the absence of optimization frictions, the same nonparametric bounds as in Bertanha et al. (2023) are recovered.

Following Bertanha et al. (2023), we assume that the density of $\log \eta_i$ is Lipschitz continuous on $[\log \eta, \log \bar{\eta}]$ with a Lipschitz constant given by $M > 0$. Given this assumption, we will establish that

$$\theta_0 \in \begin{cases} \emptyset & \text{if } B < \left| \frac{f_y(k_0-) - f_y(k_1+)}{2M} \right| \\ [\underline{\theta}, \bar{\theta}] & \text{if } \left| \frac{f_y(k_0-) - f_y(k_1+)}{2M} \right| \leq B < \frac{f_y(k_0-)^2 + f_y(k_1+)^2}{2M}, \\ [\underline{\theta}, \infty) & \text{if } \frac{f_y(k_0-)^2 + f_y(k_1+)^2}{2M} \leq B \end{cases}, \quad (30)$$

where f_y denotes the observed density of $y_i = \log Y_i$, B denotes the bunching share, and

$$\begin{aligned} \underline{\theta} &= \frac{\frac{-\frac{f_y(k_0-) + f_y(k_1+)}{2} + \sqrt{\frac{f_y(k_0-)^2 + f_y(k_1+)^2}{2} + MB}}{M/2} - (k_1 - k_0)}{\log(\rho_0/\rho_1)}, \\ \bar{\theta} &= \frac{\frac{\frac{f_y(k_0-) + f_y(k_1+)}{2} - \sqrt{\frac{f_y(k_0-)^2 + f_y(k_1+)^2}{2} - MB}}{M/2} - (k_1 - k_0)}{\log(\rho_0/\rho_1)}. \end{aligned}$$

Note that when $k_0 = k_1 = k$, these bounds are the same those in Theorem 2 of Bertanha et al. (2023).

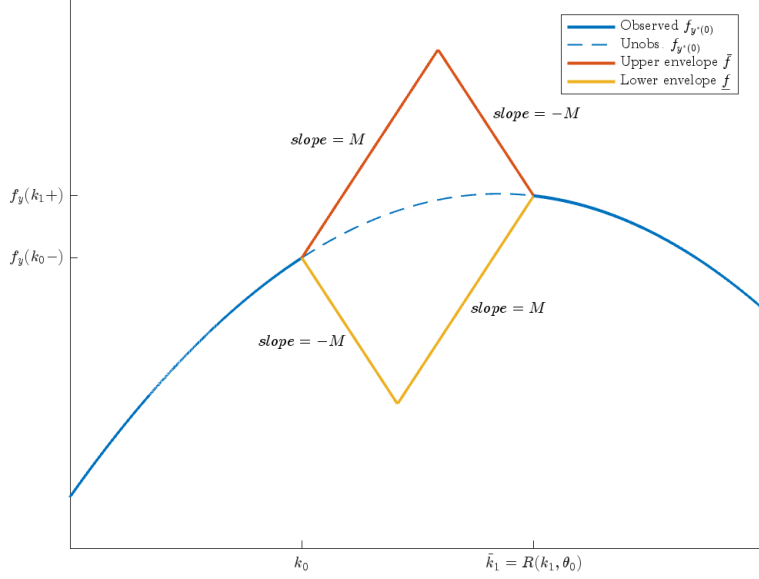
Since the Lipschitz condition is imposed on the density of $\log \eta_i$, denoted by $f_{\log \eta}$, we denote $y_i^*(d) = \log Y_i^*(d) = \theta_0 \log \rho_d + \log \eta_i$ as the log counterfactual income for each $d \in \{0, 1\}$. According to this transformation, we define the associated reversion as $R(y, \theta) = y + \theta \log(\rho_0/\rho_1)$. Similarly, we denote $k_0 \leq k_1$ as the edges of the optimization error window, and $\bar{k}_1 = R(k_1, \theta_0) = k_1 + \theta_0 \log(\rho_0/\rho_1)$. From the fact that $f_{y^*(0)}(y) = f_{\log \eta}(y - \theta_0 \log \rho_0)$, $f_{y^*(0)}$ must also be a Lipschitz function on $[k_0, \bar{k}_1]$ with the same Lipschitz constant. Note that $f_y(k_0-) = f_{y^*(0)}(k_0)$ and $f_y(k_1+) = f_{y^*(1)}(k_1) = f_{y^*(0)}(\bar{k}_1) = f_{y^*(0)}(R(k_1, \theta_0))$. Consequently, the upper and lower envelopes for $f_{y^*(0)}$ are given by the following functions, which together form an enclosed region in the shape of a parallelogram:

$$\begin{aligned} \bar{f}(y) &= M(y - k_0) + f_y(k_0-) - 2M(y - k_{mid} - \Delta) \mathbb{1}\{y > k_{mid} + \Delta\}, \\ \underline{f}(y) &= -M(y - k_0) + f_y(k_0-) + 2M(y - k_{mid} + \Delta) \mathbb{1}\{y > k_{mid} - \Delta\}, \end{aligned}$$

where $k_{mid} = (k_0 + R(k_1, \theta_0))/2$ and $\Delta = \frac{f_y(k_1-) - f_y(k_0+)}{2M}$. Figure 5 provides a graphical representation of these functions. Henceforth, we will drop the left and right limits in the

notation, denoted by $-$ and $+$, for simplicity of notation. Since \bar{f} and \underline{f} exhibit kinks at $k_{mid} \pm \Delta$, respectively, we need an extension of Theorem 2 that allows for a finite number of known break points in the envelope functions. That extension is presented in the following theorem.

Figure 5: Upper and lower envelope functions for $f_{y^*}(0)$



Theorem C.1. *Assume the same set of assumptions as in Theorem 2 except that \bar{f} and \underline{f} are piecewise analytic functions such that*

$$\begin{aligned}\bar{f}(y) &= \sum_{s=1}^S \bar{f}_s(y) \mathbb{1}\{y \in [t_{s-1}, t_s)\}, \\ \underline{f}(y) &= \sum_{s=1}^S \underline{f}_s(y) \mathbb{1}\{y \in [t_{s-1}, t_s)\},\end{aligned}$$

where $K_0 = t_0 < t_1 < \dots < t_S = \bar{K}_1$ are knots in $[K_0, \bar{K}_1]$. Moreover, for each $s = 1, \dots, S$, assume that \bar{f}_s and $(g^{(Q)}(\tau, \theta, \cdot))_{\tau \in (0,1), \theta \in \Theta}$ satisfy the analyticity condition with uniform smoothness constants $(\rho, \bar{\beta}, \delta)$ and that \underline{f}_s and $(g^{(Q)}(\tau, \theta, \cdot))_{\tau \in (0,1), \theta \in \Theta}$ satisfy the same condition with smoothness constants $(\rho, \underline{\beta}, \delta)$. Then, it holds that $Q(Y_i \in [K_0, K_1]) \in [\underline{B}(\theta_0), \bar{B}(\theta_0)]$

where

$$\begin{aligned}\bar{B}(\theta) &= \sum_{s=0}^{S-1} \sum_{j=1}^{\infty} \frac{1}{j!} D_y^{j-1} [E_Q[(R(K_1, X_i, \theta) - t_s)_+^j | Y_i^*(0) = y] \Delta \bar{f}_s(y)]_{y=t_s}, \\ \underline{B}(\theta) &= \sum_{s=0}^{S-1} \sum_{j=1}^{\infty} \frac{1}{j!} D_y^{j-1} [E_Q[(R(K_1, X_i, \theta) - t_s)_+^j | Y_i^*(0) = y] \Delta \underline{f}_s(y)]_{y=t_s},\end{aligned}$$

where $\Delta \bar{f}_s = \bar{f}_{s+1} - \bar{f}_s$ and $\Delta \underline{f}_s = \underline{f}_{s+1} - \underline{f}_s$. Both \bar{f}_0 and \underline{f}_0 are set to 0.

Proof. Apply Lemma A.1 to each integral of the form $\int_{t_{s-1}}^{t_s} E_Q[\mathbb{1}\{Y_i^*(0) \leq R(K_1, X_i, \theta_0)\} | Y_i^*(0) = y] \bar{f}_s(y) dy$ to obtain

$$\begin{aligned}& \int_{t_{s-1}}^{t_s} E_Q[\mathbb{1}\{Y_i^*(0) \leq R(K_1, X_i, \theta_0)\} | Y_i^*(0) = y] \bar{f}_s(y) dy \\ &= \sum_{j=1}^{\infty} \frac{1}{j!} (D_y^{j-1} [E_Q[(R(K_1, X_i, \theta) - t_{s-1})_+^j | Y_i^*(0) = y] \bar{f}_s(y)]_{y=t_{s-1}} \\ &\quad - D_y^{j-1} [E_Q[(R(K_1, X_i, \theta) - t_s)_+^j | Y_i^*(0) = y] \bar{f}_s(y)]_{y=t_s}).\end{aligned}$$

Then, add both sides over $s = 1, \dots, S$. This implies $Q(Y_i \in [K_0, K_1]) \leq \bar{B}(\theta_0)$. The rest of the proof is omitted for brevity. \square

Now, we derive the expressions for $\bar{\theta}$ and $\underline{\theta}$ by applying Theorem C.1 based on the bunching moment generated by $T_i = 1$. Following the notation adopted in Bertanha et al. (2023), we denote $B = P(y_i \in [k_0, k_1])$ as the bunching mass, where $y_i = \log Y_i$.

Evaluation of $B \leq \bar{B}(\theta_0)$: Let $v = R(k_1, \theta_0) - k_0 = k_1 - k_0 + \theta_0 \log(\rho_0/\rho_1)$. According to Theorem C.1, we have

$$\begin{aligned}\bar{B}(\theta_0) &= \sum_{j=1}^{\infty} \frac{1}{j!} D_y^{j-1} [(R(k_1, \theta_0) - k_0)^j (M(y - k_0) + f_y(k_0))]_{y=k_0} \\ &\quad + \sum_{j=1}^{\infty} \frac{1}{j!} D_y^{j-1} [(R(k_1, \theta_0) - k_{mid} - \Delta)_+^j (-2M)(y - k_{mid} - \Delta)]_{y=k_{mid} + \Delta} \\ &= f_y(k_0)(R(k_1, \theta_0) - k_0) + \frac{M}{2}(R(k_1, \theta_0) - k_0)^2 \\ &\quad - M(R(k_1, \theta_0) - k_{mid} - \Delta)_+^2 \\ &= f_y(k_0)v + \frac{M}{2}v^2 - \frac{M}{4}(v - 2\Delta)^2\end{aligned}$$

where we used the fact $k_{mid} + \Delta \leq R(k_1, \theta_0)$ to simplify. Thus, v must satisfy

$$Q_1(v) := \frac{M}{4}v^2 + (f_y(k_0) + M\Delta)v - (B + M\Delta^2) \geq 0.$$

Since Q_1 has exactly one positive root, we have

$$\begin{aligned} v &\geq \frac{-\frac{f_y(k_0)+f_y(k_1)}{2} + \sqrt{2M^2\Delta^2 + 2Mf_y(k_0)\Delta + f_y(k_0)^2 + MB}}{M/2} \\ &= \frac{-\frac{f_y(k_0)+f_y(k_1)}{2} + \sqrt{\frac{f_y(k_0)^2+f_y(k_1)^2}{2} + MB}}{M/2} := \underline{v}. \end{aligned} \quad (31)$$

Rearranging this for θ_0 gives $\theta_0 \geq \underline{\theta}$.

Evaluation of $B \geq \underline{B}(\theta_0)$: $\underline{B}(\theta_0)$ can be computed in terms of v similarly to the previous part. We skip the algebras. Consequently, we have that

$$Q_2(v) := \frac{M}{4}v^2 - (f_y(k_0) + M\Delta)v + (B - M\Delta^2) \geq 0.$$

According to the sign of the discriminant, defined as

$$D = (f_y(k_0) + M\Delta)^2 - M(B - M\Delta^2) = \frac{f_y(k_0)^2 + f_y(k_1)^2}{2} - MB,$$

we need to solve two scenarios.

Scenario 1: Assume $D \leq 0$. Then, $Q_2(v) \geq 0$ holds for all $v \in \mathbb{R}$. Together with (31), this leads to $\theta_0 \in [\underline{\theta}, \theta)$, which corresponds to the last case in (30).

Scenario 2: If $D > 0$, then Q_2 has two real roots, $v_l < v_u$. Accordingly, $Q_2 \geq 0$ can be solved as $v \in (-\infty, v_l] \cup [v_u, \infty)$, where

$$\begin{aligned} v_l &= \frac{\frac{f_y(k_0)+f_y(k_1)}{2} - \sqrt{\frac{f_y(k_0)^2+f_y(k_1)^2}{2} - MB}}{M/2}, \\ v_u &= \frac{\frac{f_y(k_0)+f_y(k_1)}{2} + \sqrt{\frac{f_y(k_0)^2+f_y(k_1)^2}{2} - MB}}{M/2}. \end{aligned}$$

Now, we argue that $\min_{y \in [k_0, \bar{k}_1]} \underline{f}(y) = \underline{f}(k_{mid} - \Delta) \geq 0$ holds if $D > 0$. Once we have shown that, then from the fact that

$$\underline{f}(k_{mid} - \Delta) = -Mv/2 + (M\Delta + f_y(k_0)) = -M/2 \left(v - \frac{f_y(k_0) + f_y(k_1)}{M} \right) \geq 0,$$

we obtain $v \leq v_l$.

Assume to the contrary that $\underline{f}(k_{mid} - \Delta) < 0$. We denote $(k_0 + \frac{f(k_0)}{M}, R(k_1, \theta_0) - \frac{f(k_1)}{M}) \subseteq [k_0, \bar{k}_1]$ as the middle segment in which \underline{f} becomes negative. We can now consider $y \mapsto \max(\underline{f}(y), 0)$ a lower envelope for $f_{Y^*(0)}$ that is tighter than \underline{f} . Since it holds that

$$B = \int_{k_0}^{\bar{k}_1} f_{Y^*(0)} dy \geq \int_{k_0}^{\bar{k}_1} \max(\underline{f}(y), 0) dy = \frac{f_y(k_0)^2 + f_y(k_1)^2}{2M},$$

this leads to a contradiction to $D > 0$.

Putting it all together, if $v_l \geq \underline{v}$ and $D > 0$, we have

$$\frac{-\frac{f_y(k_0) + f_y(k_1)}{2} + \sqrt{\frac{f_y(k_0)^2 + f_y(k_1)^2}{2} + MB}}{M/2} \leq v \leq \frac{\frac{f_y(k_0) + f_y(k_1)}{2} - \sqrt{\frac{f_y(k_0)^2 + f_y(k_1)^2}{2} - MB}}{M/2}.$$

Note that $v_l \geq \underline{v}$ holds iff $B \geq \left| \frac{f_y(k_0)^2 - f_y(k_1)^2}{2M} \right|$. Solving the above inequality for θ_0 , we obtain $\theta_0 \in [\underline{\theta}, \bar{\theta}]$, which corresponds to the second case in (30).

Otherwise, if $D > 0$ but $v_l < \underline{v}$, there are no values of θ_0 satisfying the restriction $B \in [B(\theta_0), \bar{B}(\theta_0)]$. This corresponds to the first case in (30). The proof of (30) is completed now.

D Characterization of Iterative Proportional Adjustment Procedure as IV Estimation

We provide an alternative formulation of the iterated proportional adjustment procedure proposed by [Chetty et al. \(2011\)](#). We establish that the limit of the iterated polynomial estimator can be computed at once based on this alternative formulation, which takes the form of an IV regression.

We adopt the following notation. Let $\{Y_i : i = 1, \dots, n\}$ be the income data supported on $[Y, \bar{Y}]$, which contains the excluded window $[K_0, K_1]$ in its interior. Let $j = 1, \dots, |\mathcal{J}|$ denote equi-spaced bins partitioning $[Y, \bar{Y}]$, sorted from left to right. The width of each bin is denoted by $b > 0$. For each bin j , the share of Y_i falling within that bin and its center are denoted by $f_j = \frac{1}{n} \sum_{i=1}^n \mathbb{1}\{Y_i \in j\}$ and c_j , respectively. Let $j_0 + 1$ and j_1 be the first and last bins contained in the excluded window $[K_0, K_1]$. For simplicity, we assume that the right edge of j_0 equals K_0 , and that of j_1 equals K_1 . Denote by $P_R = \frac{1}{n} \sum_{i=1}^n \mathbb{1}\{Y_i > K_1\}$ the proportion of Y_i located to the right of the excluded window.

Initialize $\hat{B}^{(0)} = 0$. Given $\hat{B}^{(s-1)}$, obtained from $(s-1)$ -th iteration step, consider the following OLS regression in s -th iteration step:

$$f_j \left(1 + \frac{\hat{B}^{(s-1)}}{P_R} \mathbb{1}\{j > j_1\} \right) = z_k(c_j)' \hat{\gamma}^{(s)} + \sum_{l=j_0+1}^{j_1} \hat{\beta}_l^{(s)} \mathbb{1}\{j = l\} + e_j^{(s)}. \quad (32)$$

The dependent variable is the observed frequency f_j at bin j , multiplied by $1 + \hat{B}^{(s-1)}/P_R$ if j is located to the right of the window. This multiplier represents the proportional adjustment that ensures that the estimated counterfactual density integrates to 1. The first set of regressors, $z_k(c_j) = (1, c_j, \dots, c_j^{k-1})' \in \mathbb{R}^k$, is an order- k polynomial in the center of bin j associated with the coefficient $\hat{\gamma}^{(s)}$. This term represents the fitted counterfactual density, which would have been observed before the introduction of the kink. The second set of regressors includes the fixed effects for the bins falling within the window, with each $\hat{\beta}_l^{(s)}$ measuring the fraction of the excess bunching at bin l . Note that, according to the Frisch-Waugh-Lovell theorem, $\hat{\gamma}^{(s)}$ can be computed from the same regression excluding bins $j = j_0 + 1, \dots, j_1$ from the data. The fixed effect estimate $\hat{\beta}_l^{(s)}$ can then be computed as the difference of the left-hand side variable at bin l from the value of the fitted counterfactual density $z_k(c_l)' \hat{\gamma}^{(s)}$.

At the end of s -th iteration, the estimate for the gross excess bunching fraction is updated as $\hat{B}^{(s)} = \sum_{l=j_0+1}^{j_1} \hat{\beta}_l^{(s)}$. Then, we substitute $\hat{B}^{(s-1)}$ on the left-hand side of (32) with $\hat{B}^{(s)}$, and proceed in the same manner as described above in $(s+1)$ -th iteration step. Iterating this procedure, we obtain a sequence of estimates $(\hat{B}^{(s)})_{s=0}^{\infty}$ for the excess bunching fraction. The iteration continues until $\hat{B}^{(s)}$ converges to a limit $\hat{B} = \lim_{s \rightarrow \infty} \hat{B}^{(s)}$, which finalizes the estimate for the excess bunching fraction. The estimated counterfactual density can be iterated alongside $B^{(s)}$ in an obvious manner, yielding the final estimate defined as $\hat{f}(y) = \lim_{s \rightarrow \infty} z_k(y)' \hat{\gamma}^{(s)}$. This algorithm ensures that the integral constraint $\sum_{j=1}^{|\mathcal{J}|} \hat{f}(c_j) = 1$ is satisfied.

Provided the convergence of $\hat{B}^{(s)} \rightarrow \hat{B}$, the estimated coefficients and the residuals also converge to their respective limits. This implies the following equations:

$$\sum_{j=1}^{|\mathcal{J}|} e_j z_k(c_j) = 0, \quad (33)$$

$$\sum_{j=1}^{|\mathcal{J}|} e_j \mathbb{1}\{j = l\} = 0, \quad \forall l \in [j_0 + 1, j_1], \quad (34)$$

where

$$e_j = f_j + \hat{B} \frac{f_j}{P_R} \mathbb{1}\{j > j_1\} - z_k(c_j)' \hat{\gamma} - \sum_{l=j_0+1}^{j_1} \hat{\beta}_l \mathbb{1}\{j = l\}$$

and $\sum_{l=j_0+1}^{j_1} \hat{\beta}_l = \hat{B}$. Here, e_j represents $\lim_{s \rightarrow \infty} e_j^{(s)}$, and similarly for $\hat{\gamma}$ and $\hat{\beta}_l$'s. By substituting $\hat{B} = \sum_{l=j_0+1}^{j_1} \hat{\beta}_l$ into the above equation, we get

$$e_j = f_j - z_k(c_j)' \hat{\gamma} - \sum_{l=j_0+1}^{j_1} \hat{\beta}_l \left(\mathbb{1}\{j = l\} - \frac{f_j}{P_R} \mathbb{1}\{j > j_1\} \right),$$

which implies, after rearranging,

$$f_j = z_k(c_j)' \hat{\gamma} + \sum_{l=j_0+1}^{j_1} \hat{\beta}_l \left(\mathbb{1}\{j = l\} - \frac{f_j}{P_R} \mathbb{1}\{j > j_1\} \right) + e_j.$$

By the orthogonality condition from (33) and (34), it follows that $(\hat{\beta}', \hat{\gamma}')'$ are characterized as the IV estimator with

$$inst_j = \begin{bmatrix} z_k(c_j) \\ \mathbb{1}\{j = j_0 + 1\} \\ \vdots \\ \mathbb{1}\{j = j_1\} \end{bmatrix}, \quad j = 1, \dots, |\mathcal{J}|,$$

applied as the instruments.

E Details about DGPs in Monte Carlo Experiments

This section provides details about the DGPs used in Section 5: DGP 1 is a seventh-degree polynomial density fitted to the U.S. tax records and DGP 2 is a Gaussian mixture distribution approximating a certain skewed generalized error distribution.

In Sections 5 and 6, we revisited the data used in Saez (2001). Due to accessibility issues, we used the collapsed income histogram data published alongside Blomquist et al. (2021), instead of the original data. These data consist of taxable income bins ranging from -\$20000 to \$60000 with a width of \$100. Each bin is associated with the share of tax filers falling within that bin, adjusted by sampling weights. For our empirical application, these collapsed data are believed to serve well. In the application, we generated $\tilde{n} = 1,025,838$ i.i.d. random draws from the income histogram distribution. The simulated sample size \tilde{n} is six times larger than the original sample size, $n = 170,973$, to effectively control the simulation error. The

length of the confidence interval is adjusted to match the original sample size by multiplying the estimated standard error by $\sqrt{6}$.

We fitted a seventh-degree polynomial to the simulated income distribution as follows. First, we shift the simulated income upward by \$20000 to make the values nonnegative. All bins whose center is located within the excluded window, $\$20000 \pm \4000 , are excluded from the polynomial fitting. We then regress the share of each bin on a seventh-degree polynomial of the bin centers. The fitted density, denoted $f_{Y^*(0)}$, is given by

$$f_{Y^*(0)}(y) = 10^{-3} \times (4.986, 25.223, 3.839, 14.006, -5.542, 0.612, -0.009, -0.001)(1, y, \dots, y^7)'.$$

For DGP 2, we first introduce the class of skewed generalized error distributions (SGED). The SGED is a flexible family of distributions, parametrized as

$$f_{\text{SGE}}(y|\mu, \sigma, k, \lambda) = \frac{C}{\sigma} \exp \left(- \left(\frac{|y - \mu + \delta\sigma|}{(1 - \lambda \text{sign}(y - \mu + \delta\sigma))\theta\sigma} \right)^k \right) \quad (35)$$

where C , δ and θ are constants derived from the parameters $(\mu, \sigma, k, \lambda) \in \mathbb{R} \times \mathbb{R}_{++} \times \mathbb{R}_{++} \times (-1, 1)$. For details and the definition of these constants, we refer to [Theodossiou \(2015\)](#). The mean and the standard deviation of this distribution are represented by μ and σ . The other parameters $k > 0$ and $\lambda \in (-1, 1)$ determine the kurtosis and the skewness of the distribution. In particular, if $k = 2$ and $\lambda = 0$, the SGED distribution with parameters $(\mu, \sigma, 2, 0)$ reduces to the normal distribution with mean μ and variance σ^2 .

The finite SGED mixture model was employed in [Bertanha et al. \(2023\)](#) for numerical experiments. However, this family is not immediately suitable for our analysis, as the density in (35) exhibits a kink if $\lambda \neq 0$, which violates the analyticity assumption. To work around this issue, we have fitted a flexible location-scale Gaussian mixture model to the following two-component mixture of SGED:

$$0.3f_{\text{SGE}}(y|0.5, 1, 2, -0.5) + 0.7f_{\text{SGE}}(y|5.5, 0.75, 3, 0.5).$$

Figure 6 exhibits the density for this mixture SGED and the fitted Gaussian mixture distribution. The fitted Gaussian mixture distribution contains 300 components, where each component $s = 1, \dots, 300$ is assigned a mean μ_s , a variance $\sigma_s^2 \geq 0.1$, and a probability weight π_s . The data for $(\mu_s, \sigma_s^2, \pi_s)_{s=1}^{300}$ is available upon request.

Figure 6: Densities of mixture SGED and fitted Gaussian mixture distribution

