

# Utilizing Precise and Complete Code Context to Guide LLM in Automatic False Positive Mitigation

Jinbao Chen, Hongjing Xiang, Zuohong Zhao, Luhao Li, Yu Zhang\*, Boyao Ding, Qingwei Li, Songyuan Xiong

University of Science and Technology of China, Hefei, Anhui, China

Emails: {zkd18cjb, molepi40, zhaozuohong, llh21}@mail.ustc.edu.cn,  
yuzhang@ustc.edu.cn, {via, lqw332664203, xionsongyuan}@mail.ustc.edu.cn

**Abstract**—Static Application Security Testing (SAST) tools are critical to software quality, identifying potential code issues early in development. However, they often produce false positive warnings that require manual review, slowing down development. Thus, automating false positive mitigation (FPM) is essential. The advent of Large Language Models (LLMs), with their strong abilities in natural language and code understanding, offers promising avenues for FPM. Yet current LLM-based FPM method faces two major limitations: 1. The warning-related code snippets extracted are overly broad and cluttered with irrelevant control/data flows, reducing precision; 2. Critical code contexts are missing, leading to incomplete representations that can mislead LLMs and cause inaccurate assessments. To overcome these limitations, we propose LLM4FPM, a lightweight and efficient false positive mitigation framework. It features *eCPG-Slicer*, which builds an extended code property graph (eCPG) to extract precise line-level code contexts for warnings. Furthermore, the integrated *FARF* algorithm builds a file reference graph to identify all files that are relevant to warnings in linear time. This enables *eCPG-Slicer* to obtain rich contextual information without resorting to expensive whole-program analysis. LLM4FPM outperforms the existing method on the Juliet dataset (F1 > 99% across various Common Weakness Enumerations) and improves label accuracy on the D2A dataset to 86%. By leveraging a lightweight open-source LLM, LLM4FPM can significantly save inspection costs up to \$2758 per run (\$0.384 per warning) on Juliet with an average inspection time of 4.7s per warning. Moreover, real-world tests on popular C/C++ projects demonstrate its practicality.

**Index Terms**—LLM, Code Slicer, Static Analysis, Code Context, False Positive Mitigation, Code Property Graph

## I. INTRODUCTION

Static Application Security Testing (SAST) tools are indispensable in modern software development, providing automated analysis to detect potential bugs, security vulnerabilities, and other safety or security issues. Applications of these tools include bug detection [1, 2], security code review [3], and other activities promoting code safety and security [4–6]. Companies like Facebook [7] and Google [8] have scaled the use of SAST tools across their massive code bases, demonstrating their practicality and value in real-world applications.

However, SAST tools often produce numerous bug reports, with many being false positives [9, 10], leading to developer frustration, wasted time, and resources. While SAST warnings

are crucial for code safety and security, their high false positive rate undermines their utility and erodes developer trust. As a result, developers may abandon these tools [11], increasing the risk of overlooked vulnerabilities. Johnson et al. [11], Christakis and Bird [12] highlight false positives as a major issue for developers and recommend keeping the false positive rate below 20%.

Manual review of false positives is time-consuming and resource-intensive, especially in large projects. Automatic false positives mitigation (FPM) is thus key to improving SAST tools. Researchers have explored traditional dynamic and static analysis techniques to mitigate false positives, such as combining dependency flow [13, 14], program slicing [15, 16] and code tainting [17]. Some studies used machine learning to train classifiers for FPM [18, 19]. The advent of LLM, with strong capabilities in natural language processing (NLP) and code understanding, brings new potential for code safety/security [20–24], and enabling more effective FPM via integrated program analysis. Wen et al. [25] proposed the first LLM-based FPM system by feeding entire function bodies into the model for analysis setting the current state-of-the-art (SOTA).

However, there are two main limitations to current LLM-based FPM approach: ① *Imprecision*: Feeding whole function bodies introduces coarse-grained code context. These large, often noisy snippets can bury the few critical elements relevant to a warning in extensive, irrelevant information, overwhelming LLM and leading to inaccurate assessments, longer processing times, and higher token costs. Existing studies also indicate that LLMs struggle with long inputs and complex control flow code, limiting their effectiveness [26–29]. ② *Incompleteness*: The extracted function bodies derived from bug reports may lack essential code contexts, creating gaps in contextual understanding. Existing SAST tools often fail to include auxiliary files containing crucial elements, such as definitions of global variables or external functions. These elements are vital for accurately understanding the control and data flow relevant to a warning, and their absence can lead to incorrect conclusions.

Addressing the above limitations requires extracting precise and complete code context for each warning, a task that requires a dedicated code slicer. However, current code slicers face several challenges: ① They often miss critical dependen-

\*Corresponding author: Yu Zhang (yuzhang@ustc.edu.cn).

```

// from acl_read_cb
static void acl_read_cb(int
size, void *priv)
{
    struct data *buf = priv;
    if (size > 0) {
        buf->flag += size;
        buf = NULL;
    }
    /* Caller of acl_read_cb */
29 static void
    bluetooth_status_cb(int
        status)
30 {
    33 switch (status) {
    34 case 1:
    ...
    43 case 4:
    44 printf("USB_device_
        configured");
    45 /* Start reading */
    46 acl_read_cb(0, NULL);
    47 break;
    ...
    60 case 9:
    ...
    64 }
    65 }

```

Fig. 1: Positive example of CWE476

```

// a.c
void CWE369_bad()
{
    float data = 0.0F;
    ...//some flow
    CWE369_badSink(&data);
}

// b.c
void CWE369_badSink(float *
    dataPtr)
{
    float data = *dataPtr;
    int result = (int)(100.0/data
    );
}

```

Fig. 2: CWE369 buggy code

```

// io.c
const int GLOBAL_CONST_TRUE
    = 1;
// good.c
void CWE121_good() {
    char BadBuffer[50];
    char GoodBuffer[100];
    char *data = BadBuffer;
    if(GLOBAL_CONST_TRUE) {
        data = GoodBuffer;
    }
    char source[100];
    for (size_t i = 0; i <
        100; i++) {
        data[i] = source[i];
    }
}

```

Fig. 3: CWE121 good code

cies, resulting in imprecise code context. ② Precise mapping from the slices back to the original source code is difficult, yet crucial for LLM-based analysis to align the code slices with bug reports and the original source code. ③ Whole-program slicing is costly, making it impractical for CI/CD pipelines in real-world projects.

To address the limitations and challenges, we propose LLM4FPM, a lightweight and efficient FPM framework. It features *eCPG-Slicer* for line-level precise slicing and *FARF*, a linear-time algorithm for identifying warning-relevant files.

*eCPG-Slicer* first extends Joern [30]’s Code Property Graph (CPG) [31] into an enhanced version (eCPG) that captures additional dependencies – such as call, structural, and variable relationships– missing from standard CPGs. Guided by bug reports as slicing criteria, it extracts relevant nodes from eCPG and leverages rich source-level metadata in CPG nodes to enable precise mapping back to the source code.

LLM4FPM’s dependent file extractor uses *FARF* to identify all warning-related code files, ensuring *eCPG-Slicer* receives comprehensive input without relying on costly whole-program analysis. Finally, LLM4FPM composes the sliced context and the bug report into a structured input and applies tailored prompting techniques, enabling the LLM to determine whether the report reflects a true positive.

We evaluated LLM4FPM on the Juliet dataset [32], a widely used open-source dataset for assessing SAST tools, containing a large set of labeled buggy and bug-free C/C++ programs. Results indicate that LLM4FPM outperforms the existing LLM-Based method, achieving F1 scores above 99% across various Common Weakness Enumerations (CWEs). We further applied LLM4FPM to the D2A dataset [33] to improve its noisy label quality, boosting label accuracy from the original 53% to 86%. On 8 real-world open-source projects, LLM4FPM eliminated over 85% false positives. In addition, ablation studies confirmed the essential roles of both *eCPG-Slicer* and *FARF*. Moreover, LLM4FPM operates at a low cost, with an average inspection time of 4.7 seconds per warning and no reliance on commercial models–saving up to \$2758 per run on the Juliet dataset by using only lightweight open-source LLMs.

Overall, our contributions can be summarized as follows:

- ① We identify key limitations of current LLM-based FPM and challenges of code context extraction (section II).
- ② We introduce LLM4FPM, a novel system for LLM-based FPM, which enhances context precision and completeness through *eCPG-Slicer* and *FARF* algorithm (section III).
- ③ We demonstrate through extensive evaluation that LLM4FPM significantly outperforms SOTA on Juliet, substantially enhances D2A’s label accuracy, and reduces false positives in real-world projects (section IV).
- ④ We conclude with a discussion of our work’s limitations, related work, and a summary of our key conclusions (section V, section VI, section VII).

## II. CHALLENGES AND MOTIVATION

In this section, we first outline several key limitations of current LLM-based FPM and then discuss the challenges of extracting code context. These limitations and challenges motivate our work, setting the stage for our proposed approach.

### A. Limitations of LLM-based FPM

Current LLM-based FPM methods struggle to extract accurate code context for LLMs, motivating our work on precise and complete warning-specific extraction.

1) *Imprecise warning-relevant context*: Wen et al. [25]’s LLM4SA was the first complete system to use LLM for FPM. LLM4SA extracts entire function bodies as code snippets, which are too coarse-grained and lack the precise line-level code context needed by LLMs. For example, Figure 1 shows a positive example of CWE476 (NULL Pointer Dereference), where the caller contains a lengthy switch-case statement with 10 cases. However, only case 4 is relevant to the actual calling context, while the rest introduce irrelevant noise.

Extracting entire function bodies, as show in Figure 1, yields coarse-grained context that leads to longer LLM inputs, increasing both latency and cost. More critically, studies show that LLMs struggle with long input [26, 27] and code with complex control/data flow [28, 29]. Figure 1 is just a simplified example. Real-world programs often exacerbate this with additional API calls, loops, and conditional branches, which can overwhelm LLMs and lead to hallucinations or errors.

2) *Incomplete warning-relevant context*: Real-world code often references external variables and functions defined in other files, which can critically impact control and data flows, thus affecting bug analysis. However, SAST trace information is often incomplete and omits these external definitions, leading to imprecise bug contexts that may mislead LLMs and result in incorrect conclusions.

For example, Figure 2 shows a division-by-zero bug from the Juliet dataset, where the error occurs in a callee function (`CWE369_badSink` in `b.c`) invoked by a caller from another file (`CWE369_bad` in `a.c`). Some SAST tools report only the caller, omitting the callee’s definition and resulting in an incomplete context. Without this definition, it becomes unclear how the division-by-zero is triggered, introducing ambiguity.

A similar issue arises when external variables influence critical control/data flows. As shown in Figure 3, a benign example related to CWE121 (Buffer Overflow), function `CWE121_good` references an external variable `GLOBAL_CONST_TRUE` (in `io.c`). This variable determines whether `data` points to a large enough buffer. However, the Cppcheck report only includes `CWE121_good` and its file, omitting the external definition. Without this context, it becomes difficult for the LLM to recognize the bug as a false alarm.

## B. Challenges of extracting code context

The key to advancing LLM-based FPM lies in extracting precise and complete code context. Code slicing, a program analysis technique that identifies all statements affecting a specific point (slicing criterion) [34], is well-suited for this purpose. However, the context extraction process introduces several challenges, which directly motivate our design.

### *Challenge-1: Lack of fidelity or accuracy of current slicer:*

To support effective LLM-based analysis of SAST warnings, the slicer must meet two key requirements: ① Given the warning location as the slicing criterion, it should extract only relevant code context while discarding unrelated parts. ② The generated slice must retain source-level fidelity, including original code layout and essential metadata (e.g., control flow, file paths, line and column numbers). This precise mapping is vital, as SAST reports refer to the original structure and positions. Maintaining such consistency among the slice, the source code, and the SAST report is therefore essential for accurate LLM-based reasoning.

While some static slicers exist, none fully meet our requirements. For instance, Frama-C Slicing[35] for C programs outputs the transformed code that lacks original layout, code context, line/column numbers and file structure metadata. Similarly, JavaSlicer [36] fails to preserve source fidelity and requires all third-party libraries, limiting its practicality. Recent LLM-based slicing methods [37] also fall short, with low accuracy on complex control flow, highlighting the need for significant improvements.

Existing code slicers, as previously discussed, do not fully meet our two requirements, thus necessitating a new approach. Inspired by Zheng et al. [38]’s use of Joern [30] for code representation in vulnerability detection, we considered it as

a promising foundation. Joern’s Code Property Graph (CPG) is well-suited for our needs as it effectively combines crucial program dependencies with detailed source-level information. Specifically, it incorporates rich program dependencies derived from Abstract Syntax Tree (AST), Control Flow Graph (CFG), and Program Dependence Graph (PDG), which are essential for effective slicing. Additionally, CPG embeds precise source metadata (e.g., line numbers and filenames) as graph attributes. Therefore, we selected Joern’s CPG as the basis of our slicer to meet the two requirements above. Its other inherent capabilities, including multi-language support and scalability, offer a robust and general-purpose foundation for our slicer.

*Challenge-2: Missing certain dependencies in Joern’s CPG*: While Joern offers a solid foundation, its standard CPG representation presents practical limitations. Notably, it often lacks essential dependency relationships. For instance, crucial syntactic structural dependencies, such as links between ‘if’ and ‘else’ blocks or between parent and child code blocks, are sometimes absent. This deficiency can lead to incomplete code slices for certain warnings. This limitation, along with our proposed solution, is detailed in section III-B.

*Challenge-3: Lack of efficient inter-file dependency extractors*: While whole-program analysis could provide complete context, it’s impractical for large projects due to high time costs. For example, Joern takes nearly an hour to export CPG for the Juliet dataset via whole-program analysis. Moreover, as SAST tools may generate many warnings, repeatedly performing such costly analysis per warning makes CI/CD integration infeasible. Therefore, an efficient method for quickly identifying warning-relevant files is essential to constrain slicing to relevant code without analyzing the entire project.

There are several existing file/code dependency analysis approaches, but none of them suit our needs. For instance, Savić et al. [39]’s method targets Java class-level bytecode, thus lacking C/C++ support and file-level granularity. Similarly, Molina et al. [40]’s approach, specific to VR applications, is not generalizable to diverse project types. TomTom [41]’s `cpp-dependencies` analyzes C++ include dependencies but cannot identify symbols declared via `extern` or symbols whose definitions and implementations are separated.

## III. DESIGN

This section first introduces the design goal and overview of LLM4FPM (section III-A), then describes its key elements: the *eCPG-Slicer* (section III-B), the *FARF* algorithm (section III-C), and prompt engineering (section III-D).

### A. Design goals and overview of LLM4FPM

LLM4FPM aims to equip LLMs with precise and complete code context to enable accurate, reliable, and efficient FPM. To achieve this and address the challenges in section II, we define the following design goals:

① **Precise Code Context**. LLM4FPM must extract precise warning-relevant context from given source files while omitting extraneous details that could mislead the LLM. To address Challenge-1, we implement a slicer based on Joern. To tackle

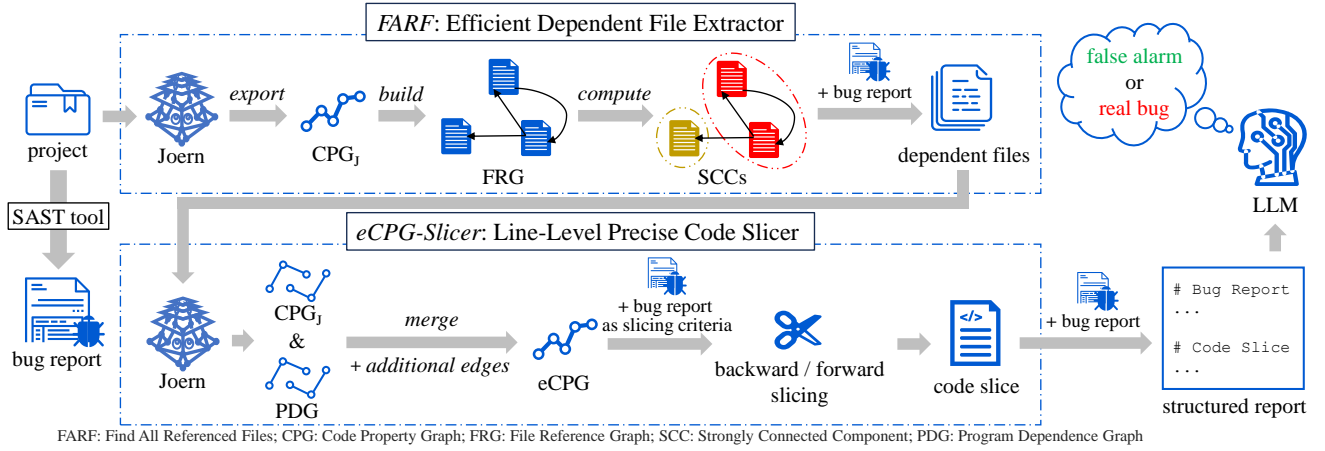


Fig. 4: Overview of LLM4FPM

Challenge-2, we enhance Joern’s CPG by incorporating essential dependencies missing in original CPG.

② **Complete Code Context.** LLM4FPM should account for key information often missing from bug reports, such as references to global variables or invoked functions located in other files. This goal involves providing the slicer with complete, warning-related input files.

③ **High Efficiency.** As highlighted in Challenge-3, the efficient extraction of warning-related files is crucial for avoiding costly whole-program analysis. This goal, therefore, focuses on implementing an efficient algorithm to identify warning-related files. Such an approach will support the second goal and enhance the overall efficiency.

To achieve the above goals, we outline the entire process of LLM4FPM in Figure 4. It integrates our *eCPG-Slicer* and *FARF* algorithm. For each warning, the dependent file extractor applies *FARF* to efficiently identify warning-relevant files. These source files, along with the corresponding bug report, are then passed to *eCPG-Slicer* to generate precise line-level code context and form a structured report. This structured report is subsequently fed into an LLM using a carefully designed prompt, allowing it to analyze the report as a professional developer would and reach a final determination.

*eCPG-Slicer* first merges Joern’s CPG (hereafter  $CPG_J$ ) with PDG before adding missing dependence edges to build an eCPG. This merging is necessary because, although the original CPG definition [31]—which we consolidate as Definition 1—includes the PDG, the  $CPG_J$  exported by Joern lacks data dependency edges from PDG. For clarity, we refer to the CPG defined in Definition 1 simply as “CPG” throughout the rest of the paper.

**Definition 1 (CPG).** A CPG is defined as a graph  $G = (V, E, \lambda, \mu)$ .  $V$  denotes a set of nodes given by AST nodes.  $E \subseteq (V \times V)$  represents a set of directed edges in AST, CFG, and PDG.  $\Sigma = \Sigma_{AST} \cup \Sigma_{CFG} \cup \Sigma_{PDG}$  is the set of edge labels involving labels from AST, CFG and PDG.  $\lambda : E \rightarrow \Sigma$  is an edge labeling function that assigns labels from  $\Sigma$  to edges.  $\mu : (V \cup E) \times K \rightarrow S$  is a property mapping, with  $K$  being a

set of property keys (e.g., `LINE_NUMBER`) and  $S$  being a set of property values.

B. *eCPG-Slicer* - a precise code context slicer based on eCPG

1) *Limitation of CPG:* As noted in Challenge-2, the PDG within CPG omits certain key dependence edges, limiting the slicer’s ability to capture code context.

Taking Figure 5 as an example, if a warning involves variable  $z$  and the slicing criterion is the triple (line 15, column 9, filename), the expected slice should include the code lines marked with red line numbers. These lines capture the data and control dependencies relevant to  $z$ , such as how  $y$  (line 8) depends on the value of  $x$  (line 7), the condition determining which value is assigned to  $z$  (line 11,14), and the calling context (line 3). Irrelevant code like  $z = x + 1$ ; (line 10) is removed. The desired slice precisely illustrates how  $z$  (line 15) is derived, offering complete context related to its value. With this information, it becomes straightforward to trace  $z$ ’s data flow, allowing for an accurate determination of whether the warning is valid.

```

1 int global_true = 1;
2 void caller() {
3   if (global_true) assign(1);
4 }
5 int assign(int i) {
6   int x, y, z;
7   x = 1;
8   y = x + 1;
9   x = 2;
10  z = x + 1;
11  if (i) {
12    z = z + 2;
13  }
14  else {
15    z = y + 2;
16  }
17 }

```

z's location (file:15:9) as slicing criteria

Fig. 5: Example code. Given  $z$  at line 15 as slicing criterion, red line numbers mark lines expected in the desired slice.

However, relying solely on CPG’s PDG results in an incomplete slice that includes only lines 15, 11, and 8, missing critical context such as the calling context of `i` (line 3), the data flow into `y` (line 7), and even the local declaration (line 6) within `assign`.

Figure 6 use solid lines to depict a simplified CPG derived from Figure 5. The imprecise slicing arises from the absence of three key relationship types in CPG’s PDG:

TABLE I: Construction rules for eCPG additional edges.  $n_1 \xrightarrow{l} n_2$  denotes a directed edge from  $n_1$  to  $n_2$  with label  $l$

Condition / Scenario	eCPG Edge Construction Rule
<b>F-Edges (Call Dependence Edges, <math>E_F</math>)</b>	
A call site node $c$ invokes function $f$ (with entry node $f_{\text{entry}}$ ).	$E_F = E_F \cup \{c \xrightarrow{F} f_{\text{entry}}\}$
$arg_i$ is the $i$ -th actual argument node at call site $c$ , and $param_i$ is the corresponding $i$ -th formal parameter node of the callee function $f$ .	For each $i$ : $E_F = E_F \cup \{arg_i \xrightarrow{F} param_i\}$
<b>S-Edges (Structural Dependence Edges, <math>E_S</math>)</b>	
Node $n_1$ is an if statement and node $n_2$ is its true (then) block or corresponding else block.	$E_S = E_S \cup \{n_1 \xrightarrow{S} n_2\}$
Node $n_1$ is a switch statement and node $n_2$ is one of its case or default blocks.	$E_S = E_S \cup \{n_1 \xrightarrow{S} n_2\}$
Node $n_1$ is an outer code block and node $n_2$ is a nested sub-block for which $n_1$ defines the immediate enclosing scope.	$E_S = E_S \cup \{n_1 \xrightarrow{S} n_2\}$
<b>V-Edges (Variable Dependence Edges, <math>E_V</math>)</b>	
Node $decl$ is the declaration of a variable $v$ , and node $use$ represents a usage of variable $v$ .	$E_V = E_V \cup \{decl \xrightarrow{V} use\}$

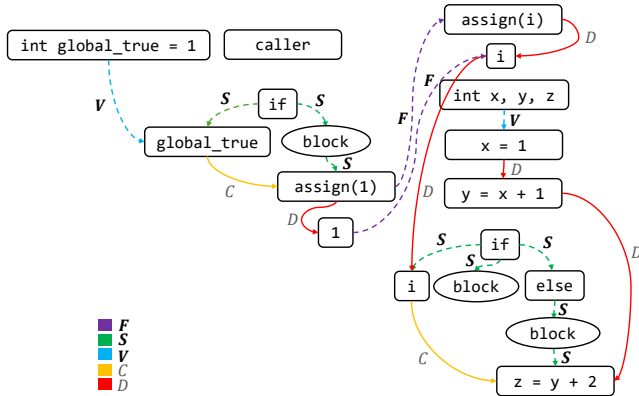


Fig. 6: Simplified CPG and eCPG of Figure 5.  $C$  and  $D$  denote control and data dependence edges, respectively in CPG’s PDG, indicated by solid lines.  $F$ ,  $S$  and  $V$  denote call dependence, structural dependence and variable dependence edges respectively in our eCPG, indicated by dashed lines.

- ① the **call dependence** between `caller` and `assign`,
- ② the **structural dependence** between `if`, `else`, and `z=y+2`,
- ③ the **variable dependence** between `int x` and use of `x`.

2) *eCPG and its construction*: Definition 2 extends the edge labeling set  $\Sigma$  in CPG by introducing three new edge labels— $F$  (call dependence),  $S$  (structural dependence),  $V$  (variable dependence)—to capture the above dependencies.

**Definition 2** (extended dependence labels).  $\Sigma_{eCPG} = \{F, S, V, C, D\}$  where  $C, D$  are the control dependence label and data dependence label from original  $\Sigma_{PDG}$ .  $F, S$  and  $V$  are newly introduced, corresponding to the call, structural, and variable dependence, respectively.

Let  $E_{CPG}$  denote the edge set of CPG, and  $E_F, E_S$  and  $E_V$  denote the edge sets for new edge labels  $F, S$  and  $V$ , then, our desired eCPG can be defined as Definition 3.

**Definition 3** (eCPG). An eCPG is formally defined as a graph  $G_{eCPG} = (V, E_{eCPG}, \lambda_{eCPG}, \mu)$ . It builds upon the CPG defined in Definition 1, retaining the same set of nodes  $V$  and the property mapping function  $\mu$ . Besides,  $E_{eCPG} = E_{CPG} \cup E_F \cup E_S \cup E_V$ .  $\lambda_{eCPG} : E_{eCPG} \rightarrow \Sigma_{eCPG}$ , assigns an appropriate label from  $\Sigma_{eCPG}$  to each edge in  $E_{eCPG}$ .

The key to constructing our eCPG is the creation of its  $E_F, E_S$ , and  $E_V$  edges. In Table I, we list the construction rules for these three newly introduced edge types. Specifically, Call Dependence Edges ( $E_F$ ) link call sites to function entry points and map actual arguments to their corresponding formal parameters. Structural Dependence Edges ( $E_S$ ) represent key syntactic relationships, including those linking if statements to else blocks, switch statements to their case or default blocks, and enclosing code blocks to their immediately nested sub-blocks. Finally, Variable Dependence Edges ( $E_V$ ) connect variable declarations to their uses.

Applying these rules, we can construct an eCPG for the code example in Figure 5. A simplified depiction of this eCPG is presented in Figure 6, where dashed lines indicate the newly added edges. Specifically, the call dependence edges provide inter-procedural details by linking function calls (`assign(1)` at line 3) to their definitions and mapping specific argument values (like `i=1`), enabling LLMs to accurately trace execution paths and calling context. The dashed structural dependence edges make explicit the syntactic hierarchy, ensuring, for instance, that line 15 is correctly identified within its `else` block, thus preventing LLM misinterpretation of code structure. Finally, the blue dashed variable dependence edges connect variable declarations (e.g., `global_true` on line 1 and local variables on line 6) to their usages, equipping LLMs with essential type and initialization information for more precise warning analysis.

3) *Slicing on eCPG*: Ottenstein and Ferrante et al. [42, 43] first propose that program slicing can be performed in linear time on graph representations of programs. We follow this idea and take the slicing procedure as resolving the reachability of a graph given certain vertices.

Algorithm 1 represents the complete slicing algorithm. Once eCPG has been constructed, *eCPG-Slicer* finds corresponding nodes in terms of input slicing criteria. These criteria are triples of the form (line, column, filename) and extracted from bug reports. They specify distinct locations in the source code. Starting from these initial nodes, *eCPG-Slicer* traverses the eCPG backwardly or forwardly to collect relevant nodes along dependence edges. The traversal process is implemented by a work-list algorithm. Finally, all collected nodes are mapped to source code via eCPG’s property mapping function  $\mu$ ,

utilizing node properties (such as line numbers and filenames). This enables *eCPG-Slicer* to output line-level slices while still maintaining the source-level information. Through the slicing algorithm, as shown in Figure 6, the nodes relevant to  $z$  at line 15 in Figure 5 are collected along dependence edges, which are mapped to source code in Figure 5 at last.

### C. Dependent file extractor - efficient dependent file extraction

**Overview:** To efficiently identify all files relevant to each inspected warning, as necessitated by Challenge-3, our proposed two-step algorithm first performs a one-time, per-project analysis: creating a file reference graph (FRG) and computing its strongly connected components (SCCs). Subsequently, for each warning, these pre-calculated SCCs enable the rapid identification of all related files. These files are then provided to *eCPG-Slicer*, thereby avoiding a costly whole-program analysis for *eCPG-Slicer*.

**Step1: A one-time analysis to obtain FRG and SCCs:** As shown in Figure 4, first, we use Joern to perform a whole-program analysis on the project and export the project's CPG<sub>J</sub>. We then traverse the CPG<sub>J</sub> to construct a directed File Reference Graph (FRG), where an edge from file A to file B signifies that A calls a function or references a variable defined in B. Subsequently, Tarjan's algorithm [44] is applied to the FRG to compute its strongly connected components (SCCs). A condensation graph is then derived by contracting each SCC into a single vertex. Both the SCCs and the condensation graph are stored for repeated utilization in Step 2.

**Step 2: Use SCCs to efficiently obtain the files a warning depends on:** After obtaining the FRG, SCCs, and the condensation graph, Algorithm 2 identifies the complete set of files dependent on a given input set by traversing the condensation graph. Starting from the SCCs of the input files, it explores neighboring nodes to ensure all dependencies are comprehensively captured. The worst-case time complexity of Algorithm 2 is  $O(|V_{G_f}|)$ , meeting our efficiency requirement for rapidly identifying warning-related files. Supplying these files to *eCPG-Slicer* ensures complete context extraction without costly whole-program analysis.

---

#### Algorithm 1 Generate source-level slice based on eCPG

---

**Input:** program  $P$  and its *eCPG*, a set of slicing criteria  $C = \{(line, column, filename)\}$   
**Output:** Slice for  $P$  in terms of slicing criteria  $C$

- 1:  $N_C \leftarrow$  nodes in *eCPG* whose location in  $C$
- 2: Initialize worklist  $W \leftarrow N_C$ , result set  $R \leftarrow \emptyset$
- 3: **while**  $W \neq \emptyset$  **do**
- 4:    $n \leftarrow$  pop a front element from  $W$
- 5:   **if**  $n$  is not visited **then**
- 6:      $R \leftarrow R \cup \{n\}$
- 7:     **for** each incoming edge  $e$  to  $n$  with  $labelof(e) \in \Sigma_{eCPG}$  **do**
- 8:        $W \leftarrow W \cup \{\text{source node of } e\}$
- 9:     **end for**
- 10:   **end if**
- 11: **end while**
- 12: Slice  $S \leftarrow \text{ReconstructSourceSlice}(R, \mu)$
- 13: **return**  $S$

---

### D. Guide the LLM

After obtaining the precise and complete code context, we compile it together with the bug report generated by the SAST tool into a comprehensive, structured report that is then fed to the LLM. To effectively guide the LLM in providing accurate judgments, we adopt the following steps:

**1) Expert Prompting.** In the initial phase, we employ expert prompting [45] to guide the LLM to act as a proficient C/C++ warning reviewer. By emulating an expert's analytical process, the LLM can more effectively scrutinize the outputs of the SAST tool critically, thereby enhancing the accuracy of its assessments.

**2) Chain-of-Thoughts Prompting.** We apply chain-of-thought prompting [46] to guide the LLM in analyzing bug reports and corresponding code slices, requiring it to articulate its reasoning step by step for clarity and transparency. We also tailor prompting strategies to specific CWE types. For instance, as shown in Figure 7, for buffer overflows, the LLM's output must include: ① Contextual Analysis of the Bug. ② Function Call Analysis and Parameter Correspondence. ③ Conditional Judgment and Feasibility Analysis. ④ Array Size and Index Analysis. ⑤ Bug Verification.

**3) Few-Shot Prompting.** In addition to the chain-of-thought approach, we incorporate few-shot prompting [47] by providing a small set of illustrative question-answer examples. This technique allows the LLM to draw upon previous knowledge, enabling it to effectively address new scenarios.

**4) Self-Consistency.** Finally, we integrate a self-consistency mechanism. Specifically, the LLM is configured to generate five responses, and a final conclusion is determined through a majority voting process. For each warning, the outcome ("false alarm", "real bug" or "unknown") that appears most frequently is selected as the final decision.

As an example, Figure 7 illustrates the prompt we prepared for CWE121. It highlights the key structures in the prompt,

---

#### Algorithm 2 Find All Referenced Files(FARF)

---

**Input:** FRG  $G_f$ , SCCs  $S$ , Condensation Graph  $G_{scc}$ , File Set  $F$   
**Output:** Set of files  $F_{dep}$  that  $F$  depends on

- 1: Initialize  $F_{dep} \leftarrow \emptyset$ ,  $Visited \leftarrow \emptyset$ ,  $Queue \leftarrow \emptyset$
- 2: **for** each file  $f$  in  $F$  **do**
- 3:    $c \leftarrow$  the strongly connected component for  $f$  in  $S$
- 4:   **if**  $c$  not in visited **then**
- 5:      $Queue \leftarrow Queue + c$
- 6:      $Visited \leftarrow Visited \cup \{c\}$
- 7:   **end if**
- 8: **end for**
- 9: **while**  $Queue \neq \emptyset$  **do**
- 10:    $c_{cur} \leftarrow$  pop a front element from  $Queue$
- 11:    $F_{dep} \leftarrow F_{dep} \cup \{\text{the files in } c_{cur} \text{ in } G_f\}$
- 12:   **for** each neighbor  $n$  in  $G_{scc}$  that  $c_{cur}$  connects to **do**
- 13:     **if** neighbor  $n$  not in visited **then**
- 14:        $Queue \leftarrow Queue + n$
- 15:        $Visited \leftarrow Visited \cup \{n\}$
- 16:     **end if**
- 17:   **end for**
- 18: **end while**
- 19: **return**  $F_{dep}$

---



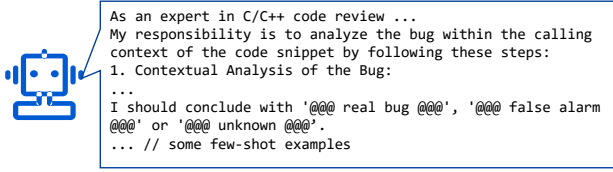


Fig. 7: CWE121 buffer overflow prompt overview

with some details omitted using “...” due to space constraints.

#### IV. EVALUATION

This section evaluates LLM4FPM to demonstrate how precise and complete code context positively influences LLM judgment. We will address the following research questions:

- **RQ1:** How does LLM4FPM perform on existing datasets?
- **RQ2:** How does LLM4FPM perform on real-world projects?
- **RQ3:** How does precise and complete code context affect LLM judgment?
- **RQ4:** What is the cost of LLM4FPM?

##### A. Setup

We chose Wen et al. [25]’s LLM4SA discussed in section II, which represents the SOTA as our baseline. To ensure consistency with the baseline, we selected the same three SOTA SAST tools for C/C++ projects: Cppcheck [48], Infer [49], and CSA [50], and the same 7 representative categories of CWEs, including: ① CWE121 Stack-Based Buffer Overflow, ② CWE122 Heap-Based Buffer Overflow, ③ CWE369 Divide by Zero, ④ CWE401 Memory Leak, ⑤ CWE416 Use After Free, ⑥ CWE457 Use of Uninitialized Variable and ⑦ CWE476 NULL Pointer Dereference.

To illustrate the cost-effectiveness of LLM4FPM and to demonstrate that it does not rely on the model’s inherent capabilities but instead uses precise and complete code context to guide the model toward correct conclusions, we utilize the open-source and free model *qwen2.5-32b* [51] instead of costly, large-scale proprietary models. The model is deployed on a local server utilizing 4 RTX 3090 GPUs.

##### B. RQ1 - How does LLM4FPM perform on existing datasets?

For the datasets used in this RQ, Croft et al. [52] comprehensively investigated 4 representative software vulnerability datasets. From these, we selected Juliet [32] and D2A [33] because these two datasets are specifically designed for testing SAST tools. In contrast, the other two datasets are not intended for this purpose and, furthermore, their formats do not meet our requirements. The Juliet dataset, being synthetically generated and entirely accurate, is optimally suited for evaluation purposes; consequently, in this RQ, we employed Juliet to compare LLM4FPM against the baseline. As for the D2A dataset, the labels are inaccurate, with an accuracy of approximately 53% [33]. Consequently, we chose not to use these original labels and tried to relabel the dataset with LLM4FPM to enhance label accuracy in this RQ.

The Juliet dataset comprises a large number of C and C++ programs, including both benign cases and those exhibiting

specific CWEs. SAST tools generate a large number of warnings in this labeled dataset, including false positives and true positives. For the 7 CWEs we consider, we obtain 7194 valid warnings in the Juliet dataset. For each warning in the Juliet dataset, we assess the LLM’s performance. If code is genuinely buggy (a true SAST warning), an LLM confirmation is a TP; a dismissal or ‘unknown’ response is an FN. If the SAST warning is a false positive (code not buggy), an LLM dismissal was a TN; an LLM confirmation of a bug or an ‘unknown’ response is an FP. In the figures and tables below,  $B$  represents the baseline, and  $L$  represents LLM4FPM.

Figure 8 presents a delta heatmap of the results, where each cell indicates  $L$ ’s improvement over  $B$  for a specific metric; warmer colors indicate greater improvements. For Cppcheck’s CWE401, CWE416, and CWE476, both the baseline and LLM4FPM achieve accuracy, precision, and recall of 100%, so these results are excluded. It can be seen that for the warnings generated by Cppcheck, LLM4FPM outperforms the baseline across all metrics, especially in CWE121. For CWE369 and CWE457, Cppcheck generates a limited number of warnings, and the code is simple, both baseline and LLM4FPM perform well. For warnings generated by CSA and Infer, LLM4FPM shows significant improvements over the baseline across each CWE. For the warnings generated by CSA, LLM4FPM increases the F1 score from 93.48% to 99.75%. For the warnings from Infer, we improve the F1 score from 88.65% to 99.57%. These results demonstrate the effectiveness of LLM4FPM. A key limitation of the baseline approach, explaining its underperformance against LLM4FPM (especially for CWE121), is the lack of essential context like call chains and external variables needed to interpret warnings. This will be exemplified in RQ3.

The D2A dataset comprises warnings detected by Infer in real-world projects, annotated with binary labels indicating whether each warning is true. These labels are generated by an automated procedure and exhibit an overall accuracy of approximately 53% [33]. To improve the label accuracy, we used LLM4FPM to relabel the data. Focusing on the libtiff subset, our approach successfully processed 881 instances. To validate the relabeling results, we randomly selected 50 cases for manual verification, conducted by two authors. Of these, we found that 43 cases matched the manual verification results, indicating that LLM4FPM achieved an accuracy of 86% on this sample. Upon analyzing the failed cases, we found three were due to the current inability of Joern to expand code macros. This limitation prevents LLMs from observing variable assignments and references within the macro-expanded code, ultimately leading to incorrect results. The remaining four failures stemmed from the LLMs misinterpreting code semantics, even when provided with relevant context, potentially because such context was extensive. These findings indicate that ensuring correct semantic interpretation by LLMs remains a challenge in complex scenarios, even with precise and complete contextual information.

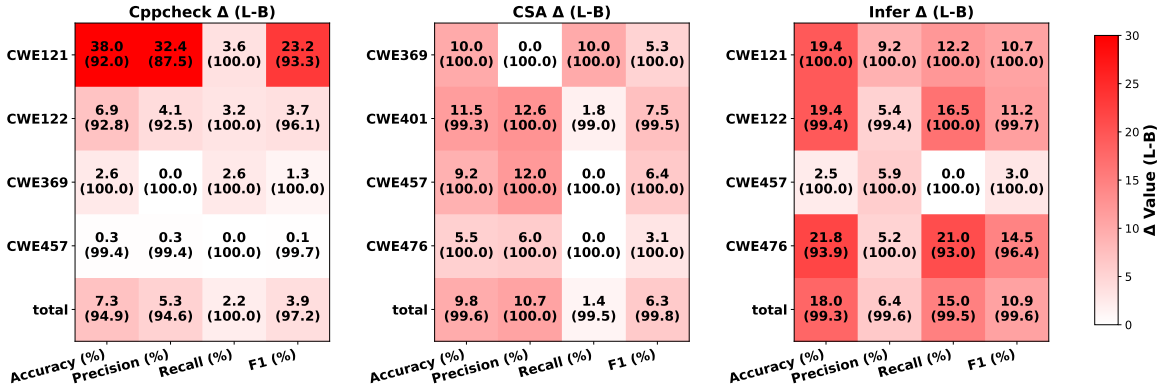


Fig. 8: Delta heatmap of inspection performance metric differences between  $L$  and  $B$  for warnings generated by Cppcheck, CSA and Infer on the Juliet dataset. Each cell’s first line displays the value of  $L - B$  and second line (in parentheses) displays the value of  $L$  for a given metric and CWE, with warmer colors indicating larger improvements of  $L$  over  $B$ .

### Answer to RQ1

Evaluation results on the Juliet dataset show that LLM4FPM surpasses the existing baseline in all aspects. Furthermore, it successfully raises the D2A dataset’s accuracy to 82%. The results across both datasets underscore the effectiveness of LLM4FPM. Key factors constraining further performance enhancements include Joern’s parsing limitations and LLM difficulties with complex context comprehension.

### C. RQ2: How does LLM4FPM perform on real projects?

In this RQ, we evaluated the warning inspection capability of LLM4FPM in real-world projects.

We used the GitHub API to find the 30 most-starred C/C++ repositories on GitHub. After cloning these repositories, we manually filtered out those with complex dependencies or compilation issues, ultimately selecting 8 projects with over 20k stars each. These projects vary in size from 30k to 590k lines of code, with an aggregate of 2.56 million lines. This constitutes a sufficiently large and representative sample. Then we analyzed these projects using SAST tools, including Cppcheck, Infer, and CSA. As shown in Table II, the LOC denotes the lines of code, the Cppcheck, Infer, and CSA columns indicate the number of warnings detected by each tool; a “-” signifies that the tool failed to produce a result.

TABLE II: Warnings detected on real-world projects

Projects	Stars	LOC	Cppcheck	Infer	CSA
scrcpy	111k	29,898	0	-	-
netdata	71.7k	591,633	126	0	0
redis	66.8k	299,715	9	425	52
git	52.3k	411,022	7	1130	60
curl	35.8k	268,853	53	57	2
tmux	35.2k	87,778	2	285	25
openssl	25.8k	808,596	20	2105	122
masccan	23.5k	60,733	5	180	4
<b>total</b>		2,558,228	176	5255	323

We ran LLM4FPM on these warnings from 8 chosen projects. A random sample of 50 results was then manually inspected by 2 authors to assess its accuracy and overall

effectiveness. The samples were selected multiple times to ensure coverage. Of the 50 samples we analyzed, the authors confirmed 43 samples as definitely false positives generated by SAST tools. The remaining could not be definitively categorized due to our lack of expertise with these repositories. Among the 43 samples we confirmed as false positives, LLM4FPM successfully identified 37 cases as indeed false alarms generated by the SAST tool, achieving a success rate of 86.05%. For the other six instances within this set of 43, LLM4FPM produced one ‘unknown’ response and incorrectly identified five as real bugs. We subsequently analyzed the underlying reasons for these six failures.

Four failures were attributed to Joern’s inability in parsing certain C language features, such as code with extensive `#IFDEF` directives. This often resulted in incomplete CPG for specific files. This parsing limitation, in turn, prevented our *eCPG-Slicer* from identifying all warning-related nodes, causing it to default to outputting the entire function containing the warning. Consequently, the provided code context became imprecise, leading the LLM to inaccurate conclusions. Another failed case stemmed from limitations in how Joern and our *eCPG-Slicer* identify function pointers. This issue prevented the detection of a specific function called via a function pointer in an `openssl` example. The resulting omission of a crucial context segment caused the LLM to provide an incorrect response. In the final failed instance, Joern and *eCPG-Slicer* did not correctly determine if a specific variable was modified during a function call, leading to missing data dependency edges. As a result, the generated code snippet lacked a key function, rendering the code context incomplete. This absence of critical information prevented the LLM from ascertaining whether a specific variable had been initialized, ultimately causing an incorrect conclusion.

Lastly, and notably, even after slicing, some code slices still span hundreds or even thousands of lines, indicating that real-world code complexity can still be high despite slicing.



### Answer to RQ2

Evaluation in RQ2 shows that LLM4FPM reduces false positives by over 85% in real-world projects. While issues such as function pointer dependencies and Joern’s limitations may restrict full context recovery, the result remains a significant step forward. The inherent complexity of real-world code underscores the importance of effective information extraction.

*D. RQ3: How does precise and complete code context affect LLM judgment?*

In this RQ, we demonstrate the efficacy of *eCPG-Slicer* and *FARF*, the two core components in LLM4FPM, through ablation studies (as detailed in section IV-D1). RQ3 is designed to ensure that the observed effectiveness genuinely stems from the specific contributions of *eCPG-Slicer* and *FARF*, rather than the LLM’s inherent capabilities, particularly considering the possibility that the LLM may have been pre-trained on public datasets such as Juliet. Furthermore, we present a case study using a practical example from the Juliet dataset to illustrate how the complete and precise code context extracted by LLM4FPM contributes to its effectiveness.

1) *Ablation Study*: To validate the distinct contributions of the precise slices from *eCPG-Slicer* and the complete file input from *FARF*, we designed the following ablation experiments:

- 1) **LLM4FPM-noslice**: This variant bypasses the *eCPG-Slicer*. Instead of slicing the code, the complete content of the files identified by the *FARF* algorithm is directly fed to the LLM.
- 2) **LLM4FPM-nofarf**: This variant omits the *FARF* algorithm. Code slicing is performed directly on the file explicitly indicated by the bug location in the bug report, without leveraging *FARF* for relevant file identification.

The ablation studies were performed on the Juliet dataset, employing the same experimental configurations as those for LLM4FPM on this dataset. The ablation study results are shown in Table III. The full LLM4FPM system achieves the best results (98.17% Accuracy, 98.92% F1). Performance significantly decreased when removing *FARF* (LLM4FPM-nofarf: 90.16% Accuracy, 94.39% F1), highlighting its importance for identifying related code files beyond the initially reported file. Excluding the *eCPG-Slicer* (LLM4FPM-noslice) also reduces performance (95.15% Accuracy, 97.19% F1), highlighting the slicer’s effectiveness in focusing the LLM on relevant code segments. Crucially, LLM4FPM-noslice additionally fails on 40 test cases because the input files exceeded the LLM’s context window limit, demonstrating the slicer’s practical necessity for managing input size and ensuring the feasibility of the approach. These findings underscore that both components are essential for the high effectiveness and applicability of LLM4FPM. Next, we present an example from Juliet, correctly identified as a false positive by LLM4FPM but missed by the baseline, to demonstrate how the precise and complete code context extracted by LLM4FPM enables the LLM to recognize such false positives.

TABLE III: Ablation study results (Notes: 40 cases exceed LLM’s context limit in LLM4FPM-noslice)

	TP	TN	FP	FN	Accuracy	F1
LLM4FPM-nofarf	5955	531	569	139	90.16%	94.39%
LLM4FPM-noslice	6041	804	296	53	95.15%	97.19%
LLM4FPM	<b>6072</b>	<b>990</b>	<b>110</b>	<b>22</b>	<b>98.17%</b>	<b>98.92%</b>

2) *Case Study*: Below, we use a false positive warning on Juliet as a typical case where LLM4FPM successfully identified it as a false positive, while the baseline failed to do so. In this case, Cppcheck reports a false positive buffer overflow in line 81 of Figure 9. The baseline method, by extracting only the function body where the warning occurs (i.e. the left part in Figure 10), misled the LLMs into concluding that this is a real bug (as shown in the upper part of Figure 10). In contrast, our LLM4FPM provided a precise and complete context (the right part in Figure 9) by tracing the full multi-file call chain (from *a.c* to *e.c*). This reveals that the variable *data* is assigned the value 7 in *a.c* (line 138) and propagated to the warning site. Such comprehensive information ultimately guides the LLM to the correct conclusion that *data* does not exceed 10, and consequently, that the warning is a false alarm (as depicted in the lower part of Figure 10).

This case serves as a concise illustration. Similar challenges in obtaining adequate context often arise from missing callee information or global variable definitions, details frequently omitted in SAST tool reports, or from overly verbose code that obscures essential control and data flows. In summary, this example underscores the positive impact of precise and complete code context on an LLM’s analytical performance, which is also consistent with our ablation study results.

( Baseline’s full code snippet )

```

72 void Sink(int data)
73 {
74     int i;
75     int buffer[10] = { 0 };
76     if (data >= 0)
77     {
78         buffer[data] = 1;
79         for(i = 0; i < 10; i++)
80         {
81             printIntLine(buffer[i]);
82         }
83     }
84     else
85     {
86         printLine("xxx");
87     }
88 }

```

( part of LLM4FPM’s code slice )

```

// a.c, line 138
138 data = 7;
/* data is then propagated
through several functions in
different files (a.c ~ d.c) */
// d.c, line 61
61 Sink(data);
// e.c, line: 72-93
72 void sink(int data)
73 {
...
76 int buffer[10] = { 0 };
...
79 if (data >= 0)
80 {
81     buffer[data] = 1;
...
87 }
...
93 }

```

Fig. 9: Simplified code snippet for the illustrative case. Green comments denote code segments omitted due to space constraints in LLM4FPM’s code slice.

### Answer to RQ3

Providing precise and complete code context guides LLMs to correct conclusions; conversely, flawed and incomplete code context can mislead them.

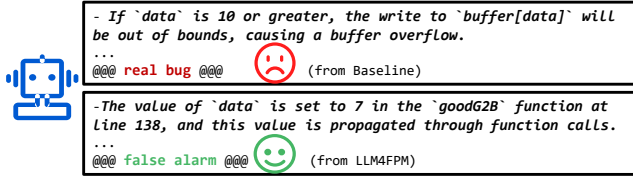


Fig. 10: Output of Baseline and LLM4FPM

#### E. RQ4: What is the cost of LLM4FPM?

In this RQ, we evaluated the costs of LLM4FPM, including time cost and token usage. We estimated the reduced costs of LLM4FPM compared to GPT-4.

Our time-cost testing, employing 12 concurrent requests with full GPU utilization on a local server, revealed an average of just 4.7 seconds per warning inspection. By comparison, manual inspection of a single bug can take several days [53]. This low time overhead indicates integrating LLM4FPM into CI/CD pipeline is feasible, allowing developers to focus on real bugs without being distracted by false positive warnings, contributing to improved software development quality.

For tokens, we counted both input tokens (estimated from the structured bug report provided to the LLM) and total tokens. Since our approach utilizes a locally deployed open-source model, it incurs no direct token consumption costs. Potential cost savings were estimated by calculating the hypothetical cost for these token counts using standard GPT-4 pricing: \$30.00 per million input tokens and \$60.00 per million output tokens [54].

TABLE IV: Token usage and cost savings of LLM4FPM

$T_i$	T	C	$AvgT_i$	$AvgT$	$AvgC$
6,561,004	49,261,720	\$2,758.87	912.01	6,847.61	\$0.384

Results on Juliet (Table IV) indicate that for the entire dataset, LLM4FPM used a total of 6,561,004 input tokens ( $T_i$ ) and 49,261,720 total tokens (T). On average, this translated to approximately 912 input tokens ( $AvgT_i$ ) and 6847 total tokens ( $AvgT$ , for 5 responses) per warning. This efficiency translates to an average cost saving of \$0.384 per warning ( $AvgC$ ) leading to a total estimated saving of around \$2758 (C) for the entire dataset. Considering SAST tools often generate thousands of warnings in large real-world projects, these results underscore LLM4FPM’s potential for substantial cost reductions in practical deployments.

#### Answer to RQ4

LLM4FPM’s low time overhead suggests that it can be integrated into the development process. LLM4FPM saves thousands of dollars each run by utilizing the open-source model, making it a economical choice.

#### V. LIMITATIONS AND FUTURE WORK

While LLM4FPM demonstrates notable capabilities, several challenges remain. For *eCPG-Slicer*, ① it can be impacted by current imperfections in Joern’s parsing (e.g., issues with

function pointers, incorrect attributes, or macros), which can affect slice accuracy. Addressing such imperfections necessitates further advancements in underlying program analysis frameworks and techniques. ② The current forward/backward slicing method could be evolved into more adaptive, fine-grained strategies. ③ The processing overhead for CPGs from very large projects, a factor mitigated by *FARF*, also warrants ongoing optimization efforts. ④ Despite slicing, real-world warning’s code slices often remain complex, potentially hindering the LLM’s semantic comprehension of the code. Investigating how to effectively extract effective information from such complex code requires further study.

Regarding *FARF*, its current file-level dependency granularity offers an area for refinement; moving to function or variable-level dependencies could yield greater precision, presenting a trade-off with potential overhead to be explored.

Finally, for the LLM4FPM framework itself, handling warnings that appear in multiple code contexts without specific disambiguation from SAST tool reports can sometimes limit the precision of the extracted context. Addressing these limitations will be the focus of future efforts to further enhance the robustness, precision, and broader applicability of LLM4FPM.

#### VI. RELATED WORK

During the past years, many FPM approaches have been proposed. Some studies employ program analysis techniques; for instance, Giet et al. [55], Muske et al. [13], Liang et al. [56] utilized dependency flow analysis, while Rival [15, 16] applied code slicing methods. Researchers have also explored AI-based solutions for FPM. Before the advent of LLMs, early efforts often involved traditional machine learning: Koc et al. [18], for example, used such techniques on reduced code to learn a classifier for filtering false positives, and Ranking [19] trained models to identify actionable alerts. The advent of LLMs, with their powerful capabilities in natural language processing and code understanding, brings new potential for programming and code safety/security. For example, Li et al. [20] investigates how LLMs can assist static analysis by using carefully constructed questions to prune false positives. Other works highlight LLM proficiency in areas such as function-level fault localization [21], precisely locating buggy code lines and vulnerabilities [22], fixing synthetic bugs [23], identifying complex use-before-initialization bugs [24], and enhancing code review and understanding [57]. Wen et al. [25] were the first to propose a complete system, LLM4SA, to use LLMs to help determine whether a warning is a false alarm, which was the SOTA. In this paper, we identify its limitations and propose our LLM4FPM framework, which surpasses LLM4SA in experiments.

#### VII. CONCLUSION

This paper identifies a key gap in existing FPM approaches: the lack of precise and complete code context, which can mislead LLMs and result in incorrect judgments. By addressing this gap, our work reduces false positives produced by SAST tools. Specifically, we propose the LLM4FPM framework,

which extracts precise and complete code context to guide LLMs in mitigating false positives. LLM4FPM leverages the *eCPG-Slicer* and the *FARF* algorithm to ensure high-quality context extraction. Experiments on the Juliet and D2A datasets, as well as real-world projects, show that LLM4FPM is both effective and low-cost. These results underscore the value of precise code context for LLM performance and highlight the importance of extracting relevant information from complex real-world projects. Despite certain limitations such as the inadequacies of current program analysis tools and challenges in LLM comprehension of lengthy code semantics, our work highlights the promise of combining program analysis with LLMs to advance automated, efficient, and reliable software engineering.

## REFERENCES

- [1] C. Vassallo, S. Panichella, F. Palomba, S. Proksch, H. C. Gall, and A. Zaidman, “How developers engage with static analysis tools in different contexts,” *Empirical Software Engineering*, vol. 25, pp. 1419–1457, 2020.
- [2] A. Habib and M. Pradel, “How many of all bugs do we find? a study of static bug detectors,” in *Proceedings of the 33rd ACM/IEEE International Conference on Automated Software Engineering*, 2018, pp. 317–328.
- [3] W. Charoenwet, P. Thongtanunam, V.-T. Pham, and C. Treude, “An empirical study of static analysis tools for secure code review,” in *Proceedings of the 33rd ACM SIGSOFT International Symposium on Software Testing and Analysis*, 2024, pp. 691–703.
- [4] B. Chess and G. McGraw, “Static analysis for security,” *IEEE security & privacy*, vol. 2, no. 6, pp. 76–79, 2004.
- [5] V. B. Livshits and M. S. Lam, “Finding security vulnerabilities in java applications with static analysis,” in *USENIX security symposium*, vol. 14, 2005, pp. 18–18.
- [6] F. Wei, S. Roy, X. Ou, and Robby, “Amandroid: A precise and general inter-component data flow analysis framework for security vetting of android apps,” *ACM Transactions on Privacy and Security (TOPS)*, vol. 21, no. 3, pp. 1–32, 2018.
- [7] D. Distefano, M. Fähndrich, F. Logozzo, and P. W. O’Hearn, “Scaling static analyses at facebook,” *Communications of the ACM*, vol. 62, no. 8, pp. 62–70, 2019.
- [8] C. Sadowski, E. Aftandilian, A. Eagle, L. Miller-Cushon, and C. Jaspán, “Lessons from building static analysis tools at google,” *Communications of the ACM*, vol. 61, no. 4, pp. 58–66, 2018.
- [9] B. Aloraini, M. Nagappan, D. M. German, S. Hayashi, and Y. Higo, “An empirical study of security warnings from static application security testing tools,” *Journal of Systems and Software*, vol. 158, p. 110427, 2019.
- [10] J. Yang, L. Tan, J. Peyton, and K. A. Duer, “Towards better utilizing static application security testing,” in *2019 IEEE/ACM 41st International Conference on Software Engineering: Software Engineering in Practice (ICSE-SEIP)*. IEEE, 2019, pp. 51–60.
- [11] B. Johnson, Y. Song, E. Murphy-Hill, and R. Bowdidge, “Why don’t software developers use static analysis tools to find bugs?” in *2013 35th International Conference on Software Engineering (ICSE)*. IEEE, 2013, pp. 672–681.
- [12] M. Christakis and C. Bird, “What developers want and need from program analysis: an empirical study,” in *Proceedings of the 31st IEEE/ACM international conference on automated software engineering*, 2016, pp. 332–343.
- [13] T. Muske, R. Talluri, and A. Serebrenik, “Reducing static analysis alarms based on non-impacting control dependencies,” in *Programming Languages and Systems: 17th Asian Symposium, APLAS 2019, Nusa Dua, Bali, Indonesia, December 1–4, 2019, Proceedings 17*. Springer, 2019, pp. 115–135.
- [14] B. Livshits, A. V. Nori, S. K. Rajamani, and A. Banerjee, “Merlin: Specification inference for explicit information flow problems,” *ACM Sigplan Notices*, vol. 44, no. 6, pp. 75–86, 2009.
- [15] X. Rival, “Understanding the origin of alarms in astrée,” in *International Static Analysis Symposium*. Springer, 2005, pp. 303–319.
- [16] —, “Abstract dependences for alarm diagnosis,” in *Asian Symposium on Programming Languages and Systems*. Springer, 2005, pp. 347–363.
- [17] D. Baca, “Identifying security relevant warnings from static code analysis tools through code tainting,” in *2010 International Conference on Availability, Reliability and Security*. IEEE, 2010, pp. 386–390.
- [18] U. Koc, P. Saadatpanah, J. S. Foster, and A. A. Porter, “Learning a classifier for false positive error reports emitted by static code analysis tools,” in *Proceedings of the 1st ACM SIGPLAN international workshop on machine learning and programming languages*, 2017.
- [19] I. A. A. Ranking, “Finding patterns in static analysis alerts,” in *Proceedings of the 11th working conference on mining software repositories. Citeseer*. Citeseer, 2014.
- [20] H. Li, Y. Hao, Y. Zhai, and Z. Qian, “Poster: Assisting static analysis with large language models: A chatgpt experiment,” in *44th IEEE Symposium on Security and Privacy, SP*, 2023, pp. 21–25.
- [21] Y. Wu, Z. Li, J. M. Zhang, M. Papadakis, M. Harman, and Y. Liu, “Large language models in fault localisation,” *arXiv preprint arXiv:2308.15276*, 2023.
- [22] A. Z. Yang, C. Le Goues, R. Martins, and V. Hellendoorn, “Large language models for test-free fault localization,” in *Proceedings of the 46th IEEE/ACM International Conference on Software Engineering*, 2024.
- [23] H. Pearce, B. Tan, B. Ahmad, R. Karri, and B. Dolan-Gavitt, “Examining zero-shot vulnerability repair with large language models,” in *2023 IEEE Symposium on Security and Privacy (SP)*. IEEE, 2023, pp. 2339–2356.
- [24] H. Li, Y. Hao, Y. Zhai, and Z. Qian, “Enhancing static analysis for practical bug detection: An llm-integrated approach,” *Proceedings of the ACM on Programming Languages*, vol. 8, no. OOPSLA1, pp. 474–499, 2024.
- [25] C. Wen, Y. Cai, B. Zhang, J. Su, Z. Xu, D. Liu, S. Qin,

- Z. Ming, and T. Cong, “Automatically inspecting thousands of static bug warnings with large language model: how far are we?” *ACM Transactions on Knowledge Discovery from Data*, vol. 18, no. 7, pp. 1–34, 2024.
- [26] W.-C. Kwan, X. Zeng, Y. Wang, Y. Sun, L. Li, L. Shang, Q. Liu, and K.-F. Wong, “M4le: A multi-ability multi-range multi-task multi-domain long-context evaluation benchmark for large language models,” *arXiv preprint arXiv:2310.19240*, 2023.
- [27] X. Wang, M. Salmani, P. Omidi, X. Ren, M. Rezagholizadeh, and A. Eshaghi, “Beyond the limits: A survey of techniques to extend the context length in large language models,” *arXiv preprint arXiv:2402.02244*, 2024.
- [28] A. Anand, S. Verma, K. Narasimhan, and M. Mezini, “A critical study of what code-llms (do not) learn,” *arXiv preprint arXiv:2406.11930*, 2024.
- [29] A. A. Mordechai, Y. Goldberg, and R. Tsarfaty, “Novi-code: Generating programs from natural language utterances by novices,” *arXiv preprint arXiv:2407.10626*, 2024.
- [30] D. A. F. Yamaguchi, N. Golde and K. Rieck, “Joern,” 2019, accessed: 2024-10-08. [Online]. Available: <https://github.com/joernio/joern>
- [31] F. Yamaguchi, N. Golde, D. Arp, and K. Rieck, “Modeling and discovering vulnerabilities with code property graphs,” in *2014 IEEE symposium on security and privacy*. IEEE, 2014, pp. 590–604.
- [32] N. C. for Assured Software, “Juliet C/C++ 1.3 Test Suite,” 2017, accessed: 2024-10-08. [Online]. Available: <https://samate.nist.gov/SARD/test-suites/112>
- [33] Y. Zheng, S. Pujar, B. Lewis, L. Buratti, E. Epstein, B. Yang, J. Laredo, A. Morari, and Z. Su, “D2a: A dataset built for ai-based vulnerability detection methods using differential analysis,” in *2021 IEEE/ACM 43rd International Conference on Software Engineering: Software Engineering in Practice (ICSE-SEIP)*. IEEE, 2021.
- [34] F. Tip, *A survey of program slicing techniques*. Centrum voor Wiskunde en Informatica Amsterdam, 1994.
- [35] Frama-C, “frama-c slicing plug-in,” 2007, accessed: 2024-10-08. [Online]. Available: <https://frama-c.com/fc-plugins/slicing.html>
- [36] C. Galindo, S. Perez, and J. Silva, “A program slicer for java (tool paper),” in *International Conference on Software Engineering and Formal Methods*. Springer, 2022, pp. 146–151.
- [37] K. K. Shahandashti, M. M. Mohajer, A. B. Belle, S. Wang, and H. Hemmati, “Program slicing in the era of large language models,” *arXiv preprint arXiv:2409.12369*, 2024.
- [38] W. Zheng, Y. Jiang, and X. Su, “Vu1spg: Vulnerability detection based on slice property graph representation learning,” in *2021 IEEE 32nd International Symposium on Software Reliability Engineering (ISSRE)*. IEEE, 2021, pp. 457–467.
- [39] M. Savić, G. Rakić, Z. Budimac, and M. Ivanović, “A language-independent approach to the extraction of dependencies between source code entities,” *Information and Software Technology*, vol. 56, no. 10, 2014.
- [40] J. Molina, X. Qin, and X. Wang, “Automatic Extraction of Code Dependency in Virtual Reality Software,” in *2021 IEEE/ACM 29th International Conference on Program Comprehension (ICPC)*. IEEE, 2021, pp. 381–385.
- [41] TomTom, “cpp-dependencies,” 2016, accessed: 2024-10-08. [Online]. Available: <https://github.com/tomtom-international/cpp-dependencies>
- [42] K. J. Ottenstein and L. M. Ottenstein, “The program dependence graph in a software development environment,” *ACM Sigplan Notices*, vol. 19, no. 5, pp. 177–184, 1984.
- [43] J. Ferrante, K. J. Ottenstein, and J. D. Warren, “The program dependence graph and its use in optimization,” *ACM Transactions on Programming Languages and Systems (TOPLAS)*, vol. 9, no. 3, pp. 319–349, 1987.
- [44] R. Tarjan, “Depth-first search and linear graph algorithms,” *SIAM journal on computing*, vol. 1, no. 2, pp. 146–160, 1972.
- [45] B. Xu, A. Yang, J. Lin, Q. Wang, C. Zhou, Y. Zhang, and Z. Mao, “Expertprompting: Instructing large language models to be distinguished experts,” *arXiv preprint arXiv:2305.14688*, 2023.
- [46] J. Wei, X. Wang, D. Schuurmans, M. Bosma, F. Xia, E. Chi, Q. V. Le, D. Zhou *et al.*, “Chain-of-thought prompting elicits reasoning in large language models,” *Advances in neural information processing systems*, vol. 35, pp. 24 824–24 837, 2022.
- [47] T. B. Brown, “Language models are few-shot learners,” *arXiv preprint arXiv:2005.14165*, 2020.
- [48] D. Marjamäki, “Cppcheck - A tool for static C/C++ code analysis,” 2007, accessed: 2024-10-08. [Online]. Available: <https://cppcheck.sourceforge.io/>
- [49] facebook, “Infer - A static analyzer for Java, C, C++, and Objective-C,” 2015, accessed: 2024-10-08. [Online]. Available: <https://github.com/facebook/infer>
- [50] LLVM, “Clang Static Analyzer,” 2008, accessed: 2024-10-08. [Online]. Available: <https://clang-analyzer.llvm.org>
- [51] Q. Team, “Qwen2.5: A party of foundation models,” September 2024. [Online]. Available: <https://qwenlm.github.io/blog/qwen2.5/>
- [52] R. Croft, M. A. Babar, and M. M. Kholoosi, “Data quality for software vulnerability datasets,” in *2023 IEEE/ACM 45th International Conference on Software Engineering (ICSE)*. IEEE, 2023, pp. 121–133.
- [53] R. Sawarkar, N. K. Nagwani, and S. Kumar, “Predicting bug estimation time for newly reported bug using machine learning algorithms,” in *2019 IEEE 5th International Conference for Convergence in Technology (I2CT)*. IEEE, 2019, pp. 1–4.
- [54] OpenAI, “Pricing — OpenAI,” 2024, accessed: 2024-10-25. [Online]. Available: <https://openai.com/api/pricing/>
- [55] J. Giet, L. Mauborgne, D. Kästner, and C. Ferdinand, “Towards zero alarms in sound static analysis of finite

state machines,” in *Computer Safety, Reliability, and Security: 38th International Conference, SAFECOMP 2019, Turku, Finland, September 11–13, 2019, Proceedings* 38. Springer, 2019, pp. 3–18.

- [56] G. Liang, Q. Wu, Q. Wang, and H. Mei, “An effective defect detection and warning prioritization approach for resource leaks,” in *2012 IEEE 36th Annual Computer Software and Applications Conference*. IEEE, 2012.
- [57] Y. Yu, G. Rong, H. Shen, H. Zhang, D. Shao, M. Wang, Z. Wei, Y. Xu, and J. Wang, “Fine-tuning large language models to improve accuracy and comprehensibility of automated code review,” *ACM Transactions on Software Engineering and Methodology*, 2024.