

TriG-NER: Triplet-Grid Framework for Discontinuous Named Entity Recognition

Rina Carines Cabral*
rcab5321@uni.sydney.edu.au
The University of Sydney
Sydney, NSW, Australia

Soyeon Caren Han*†
caren.han@unimelb.edu.au
The University of Melbourne
Melbourne, VIC, Australia

Areej Alhassan
areej.alhassan@postgrad.manchester.ac.uk
The University of Manchester
Manchester, England, UK

Riza Batista-Navarro
riza.batista@manchester.ac.uk
The University of Manchester
Manchester, England, UK

Goran Nenadic
g.nenadic@manchester.ac.uk
The University of Manchester
Manchester, England, UK

Josiah Poon
josiah.poon@sydney.edu.au
The University of Sydney
Sydney, NSW, Australia

Abstract

Discontinuous Named Entity Recognition (DNER) presents a challenging problem where entities may be scattered across multiple non-adjacent tokens, making traditional sequence labelling approaches inadequate. Existing methods predominantly rely on custom tagging schemes to handle these discontinuous entities, resulting in models tightly coupled to specific tagging strategies and lacking generalisability across diverse datasets. To address these challenges, we propose TriG-NER, a novel Triplet-Grid Framework that introduces a generalisable approach to learning robust token-level representations for discontinuous entity extraction. Our framework applies triplet loss at the token level, where similarity is defined by word pairs existing within the same entity, effectively pulling together similar and pushing apart dissimilar ones. This approach enhances entity boundary detection and reduces the dependency on specific tagging schemes by focusing on word-pair relationships within a flexible grid structure. We evaluate TriG-NER on three benchmark DNER datasets and demonstrate significant improvements over existing grid-based architectures. These results underscore our framework's effectiveness in capturing complex entity structures and its adaptability to various tagging schemes, setting a new benchmark for discontinuous entity extraction.

CCS Concepts

• Information systems → Information extraction; • Applied computing → Health informatics.

Keywords

Discontinuous Named Entity Recognition, Medical Named Entity Recognition, Medical Text Mining

*Both authors contributed equally to this research.

†Corresponding author.

Permission to make digital or hard copies of all or part of this work for personal or classroom use is granted without fee provided that copies are not made or distributed for profit or commercial advantage and that copies bear this notice and the full citation on the first page. Copyrights for components of this work owned by others than the author(s) must be honored. Abstracting with credit is permitted. To copy otherwise, or republish, to post on servers or to redistribute to lists, requires prior specific permission and/or a fee. Request permissions from permissions@acm.org.
Conference acronym 'XX, June 03–05, 2018, Woodstock, NY

© 2018 Copyright held by the owner/author(s). Publication rights licensed to ACM.
ACM ISBN 978-1-4503-XXXX-X/18/06
<https://doi.org/XXXXXXX.XXXXXXX>

ACM Reference Format:

Rina Carines Cabral, Soyeon Caren Han, Areej Alhassan, Riza Batista-Navarro, Goran Nenadic, and Josiah Poon. 2018. TriG-NER: Triplet-Grid Framework for Discontinuous Named Entity Recognition. In *Proceedings of Make sure to enter the correct conference title from your rights confirmation email (Conference acronym 'XX)*. ACM, New York, NY, USA, 14 pages. <https://doi.org/XXXXXXX.XXXXXXX>

1 Introduction

Named Entity Recognition (NER) is a fundamental task in natural language processing that involves identifying and categorising entities such as person names, locations, or temporal expressions within unstructured text. Traditionally, NER has been approached using sequential labelling techniques like the Begin-Inside-Outside (BIO) scheme, which assigns labels to each token in a sentence. However, while effective for contiguous entities, such schemes struggle to accurately capture discontinuous named entities whose mentions are interrupted by non-entity tokens due to their linear nature and inability to represent complex entity structures.

Recent research in Discontinuous Named Entity Recognition (DNER) has sought to address these limitations by introducing new tagging schemes and model architectures. These include extensions of the BIO scheme like BIOHD [28], span-based methods [34], and grid-based tagging [36], which attempt to represent more complex entity boundaries and relationships. While these methods have shown improvements in extracting discontinuous entities, they often suffer from heavy reliance on task-specific tagging strategies. This makes them highly specialised, limiting their adaptability to new datasets and unseen entity types. Moreover, current solutions primarily focus on sample-based learning objectives, which do not fully capture the token-level dependencies critical for recognising scattered entities. Generative and large language models (LLMs) like ChatGPT have also been explored for DNER, using sequence-to-sequence approaches to generate entity spans. However, these models, optimised for next-word prediction, are not inherently suited for the intricate nature of NER tasks, making them prone to generating incorrect spans and entity boundaries. Grid-tagging methods, on the other hand, have achieved state-of-the-art performance in DNER by modelling word-pair relationships. Nevertheless, they often lack a mechanism to differentiate between similar and dissimilar word-pair representations, particularly for discontinuous entities separated by non-entity tokens.

Sample Case (with Gold Standard)	
The left atrium is moderately dilated .	E1: {left, atrium, dilated}
(a) TriG-NER (Ours) Result	
E1: {left, atrium, dilated}	
(b) Gemini-1.5-flash Few Shot CoT Response	
E1: {left, atrium}, E2: {dilated}	
(c) GPT-4o Few Shot CoT Response	
E1: {left, atrium, moderately, dilated}	
(d) Llama3.1 Few Shot CoT Response	
E1: {left, atrium}	

Figure 1: A Case example involving discontinuous mentions with Gold Standard (a) Our proposed TriG-NER enables to perfectly extract the DNE (b,c,d) LLMs face challenges in DNER as those are primarily trained to capture continuous sequences of text, making it difficult for them to recognise entities split across discontinuous regions while maintaining coherence in prediction.

To address these challenges, we introduce **TriG-NER**, a Triplet-Grid Framework that leverages token-based triplet loss to learn fine-grained word-pair relationships for DNER. Unlike traditional triplet loss, which operates at the sample level by comparing entire sequences, our method applies triplet loss at the token level, where similarity is defined by word pairs co-occurring within the same entity. This approach enables the model to capture the local dependencies between tokens in discontinuous entities, ensuring that word pairs forming an entity are cohesively represented in the learned feature space. We also propose a grid-based triplet loss that models word-pair relationships within a flexible grid structure, where positive pairs represent tokens within the same entity, and negative pairs include word pairs disrupted by non-entity tokens. The main contributions of this paper are as follows:

1. Token-based Triplet Loss for NER: We introduce a novel token-based triplet loss that learns fine-grained token-level representations for discontinuous entity extraction, contrasting with existing methods that use sample-based triplet loss.

2. Grid-based Triplet Loss Using Word-Pair Relationships: We propose a grid-based triplet loss that defines word-pair similarity based on co-occurrence within the same entity, enhancing the model’s ability to capture non-adjacent entity segments.

3. Extensive Evaluations and Qualitative Analysis: We perform extensive evaluations on three widely used DNER benchmark datasets and provide a qualitative analysis that demonstrate the effectiveness of our grid-based triplet framework over existing baselines and prompted large language models.

2 Related Works

2.1 Discontinuous Named Entity Recognition

Named entity extraction and recognition has traditionally been viewed as a sequence labelling task using the Begin-Inside-Outside (BIO) tags; however, this traditional approach fails for more complex entities such as discontinuous entities. Researchers have recently focused on improving discriminative discontinuous entity recognition through various tagging schemes and methods. Tang et al. (2015) [28] was the first to extend BIO sequential tagging to BIOHD to distinguish inter-entity boundaries, which subsequent studies [19, 29] followed. More recently, Corro (2024) [3] proposed a two-layer tagging scheme that uses ten tags; however, these methods fail to capture complex discontinuous entities and suffer from decoding ambiguity. Span-based methods [11, 14, 34] typically involve the identification of all candidate spans and the merging of disjoint spans. The two-step process, however, is vulnerable to error propagation and identifying all possible span candidates is resource-exhaustive. Other discriminative methods, such as hypergraphs [22, 33] and stack-and-buffer transitions [4], are also explored yet still suffer from error propagation. On the other hand, generative methods [6, 38, 39, 41], leverage sequence-to-sequence language models to directly generate entity spans and types that overcome the challenges presented by different complex entity structures. With the advent of ChatGPT, research in applying large language model (LLM) prompting to discontinuous NER has also seen increased attention [42, 43]. However, generative models are optimised for next-word prediction, not NER, predisposing it to incorrect biases.

Grid tagging [36], another discriminative method, has shown state-of-the-art performance through identifying spans using word pair tags defining word-pair relationships [15, 16]. However, grid tagging approaches are still constrained by their reliance on specific grid tag designs and decoding strategies. Moreover, they tend to treat word pairs independently, failing to capture the contextual relationships between word pairs that could enhance the recognition of discontinuous entities. This lack of dependency modelling between similar and dissimilar word pairs can result in the misclassification of complex, scattered entity spans. To address these limitations, we propose TriG-NER, a novel Triplet-Grid Framework that integrates token-based triplet loss with grid tagging to model fine-grained word-pair relationships. Unlike existing methods that treat word pairs in isolation, our approach leverages triplet loss to distinguish between similar and dissimilar word pairs, enhancing the model’s ability to recognise non-adjacent entity segments.

2.2 Triplet Loss

Triplet loss [25] was introduced in the computer vision (CV) area in the field of facial recognition or reidentification [7, 20, 40] for deep metric learning by directly optimising image sample embeddings. Unlike contrastive loss, triplet loss takes three points - an anchor, a positive, and a negative - and ensures that the positive is closer to the anchor than the negative point by a certain margin. This optimisation effectively pulls together images belonging to the same person and pushes away seemingly similar images that do not share the same identity, producing a better feature space. As a result, triplet loss has seen wide adoption and a few variations in

Table 1: Comparison of NER schemes and losses in recent works in discontinuous named entity recognition.

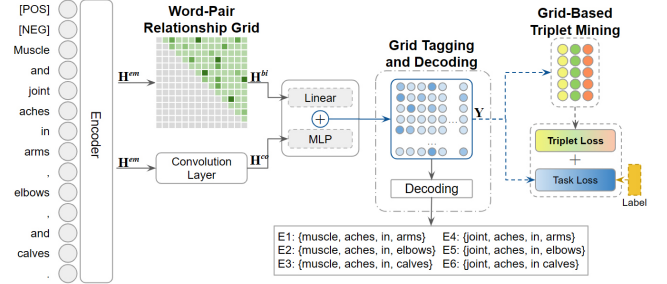
DNER Models	Core Scheme	Loss
Corro (2024) [3]	Sequence Tagging	NLL
Wang et al. (2019) [34]	Span-based	NLL
Li et al. (2021) [14]	Span-based	NLL
Huang et al. (2023) [11]	Span-based	NLL
Mao et al. (2024) [17]	Span-based	BCE
Dai et al. (2020) [4]	Transition-based	-
Wang et al. (2021) [36]	Grid Tagging	CE
Li et al. (2022) [15]	Grid Tagging	NLL
Liu et al. (2022) [16]	Grid Tagging	CE
Fei et al. (2021) [6]	Seq2Seq	NLL
Yan et al. (2021) [39]	Seq2Seq	NLL
Zhang et al. (2022) [41]	Seq2Seq	-
Xia et al. (2023) [38]	Seq2Seq	MLE
Zhao et al. (2024) [42]	Prompting	-
Zhu et al. (2024) [43]	Prompting	-
Ours	Word-Pair Grid Tagging	Triplet

other CV fields, such as image segmentation [27], facial synthesis [35], 3D object retrieval [10], and medical image classification [9]. In the area of natural language processing (NLP), researchers have explored the use of triplet loss for text classification [18, 37], relation extraction [26], and spoken language understanding (SLU) [24, 32].

However, traditional triplet loss is typically employed at the sample level, where similarity is defined by class membership, which does not necessarily align with the needs of discontinuous entity extraction. Detecting discontinuous entities requires capturing local dependencies and boundary information within entities scattered across non-adjacent tokens. Our proposed framework addresses these limitations by introducing a grid-based, token-level triplet loss, where word-pair co-occurrence within the same entity defines similarity. This approach ensures that entity tokens are drawn closer together in the feature space, even when interrupted by non-entity tokens that may appear syntactically or semantically similar. To the best of our knowledge, no existing work has applied a grid-based, token-level triplet loss for discontinuous named entity recognition, making our approach a novel contribution to this field.

3 Methodology

In this study, we propose a new type of DNER architecture that utilises word-pair relationships in a grid structure, along with grid-based triplet mining to improve discontinuous entity extraction. Our framework builds on recent advances in grid tagging and word-to-word relation classification, introducing a novel combination of grid-based tag decoding and triplet loss mechanisms. This section provides an overview of a grid-based NER model, our newly proposed NER model with a word-pair relationship grid, grid tagging and decoding, and grid-based triplet loss.

**Figure 2: Overall framework of the proposed TriG-NER**

3.1 Grid-based NER Models

Recent studies on Named Entity Recognition (NER) have explored using grid-based tagging schemes to improve discontinuous entity extraction, especially where traditional sequence tagging approaches like the Begin-Inside-Outside (BIO) scheme fall short. In grid-based models, the NER task is treated as a word-to-word relation classification problem, where a sequence input $X = \{x_1, x_2, \dots, x_n\}$ of length n is transformed into a grid output $Y = \{y_{11}, y_{12}, \dots, y_{nn}\} \in \mathbb{R}^{n \times n \times c}$, where c is the number of tag classes. Each element $y_{ij} \in \mathbb{R}^c$ represents the logits used to calculate the probability of a relationship between word i and word j .

Grid-based NER models focus on word-pair relationships, where token pairs, rather than individual tokens, are labelled. This structure allows for representing complex, non-contiguous entity structures, making it a flexible method for DNER. Existing models such as those proposed by [15] and [36] have shown promising results by utilising these word-to-word grids, which map the relationships between tokens, allowing models to handle both contiguous and non-contiguous entities effectively. However, these models treat each word pair independently, which overlooks the inherent relationships between multiple word pairs that can exist within the same entity. This lack of dependency modelling between similar and dissimilar word pairs can result in misclassifications, particularly when dealing with complex, non-adjacent entity structures.

3.2 Word-Pair Relationship Grid

Hence, we address this limitation by introducing triplet loss at the word-pair level, which enables the model to explicitly learn the fine-grained distinctions between similar and dissimilar word pairs within the grid. To achieve this, we introduce a word-pair relationship grid to explicitly model the relationships between words within entities. The proposed word-pair relationships are treated as the primary feature for entity extraction, and the overall NER task is transformed into a word-pair classification problem.

The input sentence is first passed through an encoder layer, where we utilise pre-trained language models (PLMs) such as BERT [5], BioClinicalBERT [2], PharmBERT [31], and PubMedBERT [8]. These models generate contextualised word embeddings $H^m \in \mathbb{R}^{n \times d}$, where d is the embedding dimension. A bidirectional LSTM layer is then applied to capture sequential dependencies in the sentence. The embeddings are then passed through two distinct modules: a Convolution Layer and a Biaffine transformation. The Convolution Layer generates enhanced word-pair representations $H^{co} \in$

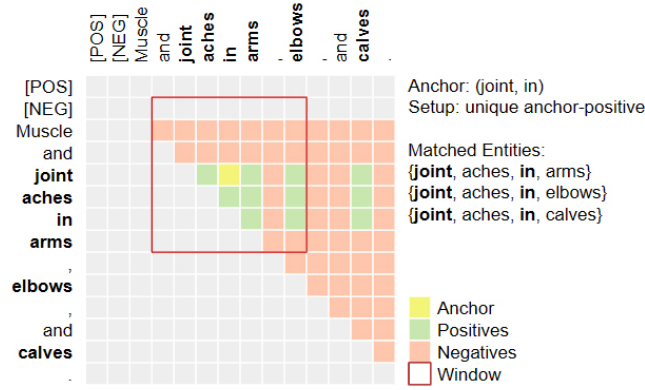


Figure 3: Example of positive and negative candidates based on the anchor ("joint", "in") with a candidate window of 3.

$\mathbb{R}^{n \times n \times d^{co}}$, where d^{co} is the convolution dimension, while the Bi-affine transformation computes word-pair relationships $\mathbf{H}^{bi} \in \mathbb{R}^{n \times n \times d^{bi}}$. These representations are combined in a Co-Predictor Layer, where a linear layer and an MLP map \mathbf{H}^{bi} and \mathbf{H}^{co} to tag relation logits \mathbf{Y}^{bi} and $\mathbf{Y}^{co} \in \mathbb{R}^{n \times n \times c}$. The final grid tag logits are obtained by combining the two: $\mathbf{Y} = \mathbf{Y}^{bi} + \mathbf{Y}^{co}$.

3.3 Grid Tagging and Decoding

The grid tagging system classifies word-pair relationships using three tag classes: *None*, *Next-Neighboring-Word* (NNW), and *Tail-Head-Word* (THW). These classes define whether a word pair has no relationship, a neighbouring relationship within an entity, or represents the start and end of an entity, respectively. Once word-pair relationships are classified, the grid decoding process begins, which is crucial for discontinuous entity extraction. The system takes the final grid tag logits \mathbf{Y} and decodes the predicted relationships into entity structures. By focusing on word pairs rather than individual tokens, the grid structure allows our model to flexibly identify discontinuous entity boundaries, which are common in complex entity recognition tasks. The grid tagging and decoding approach enables the model to handle non-contiguous entity spans by considering the relationships between word pairs, making it robust against the limitations of sequential tagging schemes.

3.4 Grid-based Triplet Mining

3.4.1 Preliminaries. To further optimise the model's performance in capturing discontinuous entities, we introduce a grid-based triplet loss, which enables the model to learn distinctions between similar and dissimilar word pairs more effectively. Triplet loss is a metric learning objective that brings similar word pairs closer while pushing dissimilar pairs farther apart. The loss function is defined as $L_{triplet} = \sum \max(f(a, p) - f(a, n) + m, 0)$ where a is an anchor point, p is a positive point similar to the anchor, n is a negative point dissimilar to the anchor, f is a distance function, and m is a margin that ensures a minimum distance between negative pairs and positive pairs. We utilise Euclidean distance for our distance function. Our final loss combines the triplet loss with the task loss: $L_{final} = L_{task} + L_{triplet}$.

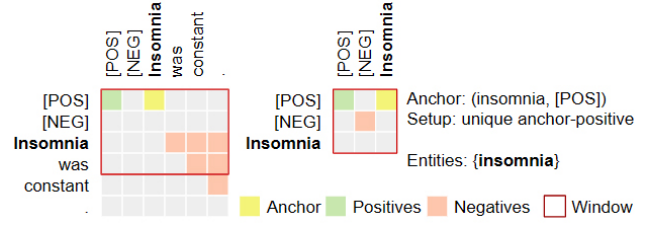


Figure 4: Example of positive and negative candidates for one-word entities (left) and one-word samples (right).

3.4.2 Word-Pair Grid Implementation. We extract our triplets from the word-pair grid representations in our framework. Unlike most sample-based triplet loss implementations that define similarity by sample classes, we define the similarity of our triplet elements based on their existence within entities. For the anchor candidates, we use word-pair grid points that exist in any entity. Each anchor candidate is then matched with positive and negative candidates. Positive candidates are word pairs that co-exist with the anchor in any entities, while negative candidates are word pairs that don't belong to any entity the anchor is a part of. We illustrate this candidate selection in Figure 3.

For special instances, we incorporate two special tokens [POS] and [NEG] at the start of each sample. These special instances include one-word entities and anchor points that do not have other positive or negative word pairs to match with. For the example in Figure 4, the sentence "Insomnia was constant ." with "Insomnia" as an entity uses $cell_{insomnia, [POS]}$ as the anchor point. Since no other positive point could be matched, $cell_{[POS], [POS]}$ is the only positive candidate. In cases where no negative candidates can be used, $cell_{[NEG], [NEG]}$ is used. We experiment with extracting our triplet representations from the Word-Pair Relationship Grid (\mathbf{H}^{bi}) or from the final output logits (\mathbf{Y}).

3.4.3 Triplet Selection. It is crucial to select valid triplets that violate the triplet constraint wherein the positive candidates are farther from the anchor than the negative candidates by a margin [25]. Since generating all possible anchor-positive-negative combinations not only exponentially increases computation time and resources needed but, more importantly, generates uninformative triplets that result in slower convergence during training, we utilise different online triplet selection methods illustrated in Figure 5.

- (1) **Hard Negative (HN)** selection takes each anchor-positive combination and selects the closest negative candidate from the anchor.
- (2) **Semi-hard Negative (SN)** selection takes each anchor-positive combination but, different from the hard negative, selects the negative candidate that is closest to the anchor but farther than the positive point within the set margin.
- (3) **Centroid (CE)** takes the mean of all the positive candidates and the mean of all the negative candidates for each anchor as the positive and the negative points.
- (4) **Negative Centroid (NC)** utilises all anchor-positive pairs but takes the mean of all the negative candidates as the negative point.

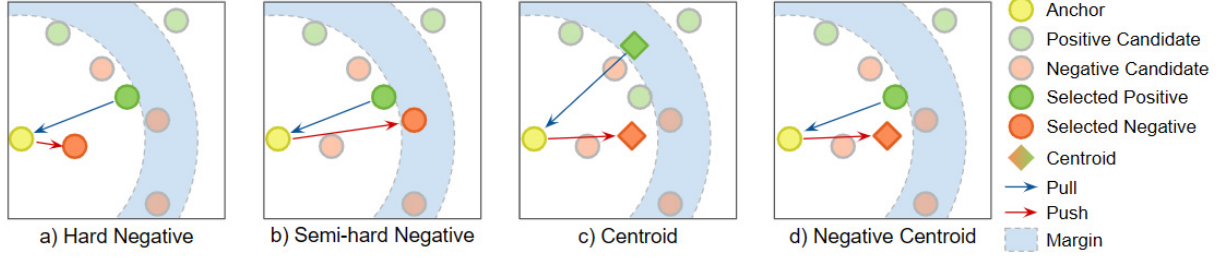


Figure 5: Triplet Mining Methods

Due to the exponential increase of positive and negative candidates as the sample length increases, we further limit the positive and negative candidate selection by using a candidate window centred on the anchor and by specifically using unique anchor-positive pairs. The unique anchor-positive pair setup utilises only the top half triangle of the grid (Figure 3) where an anchor token pair tp_1 is paired with a positive candidate tp_2 , but when tp_2 is set as an anchor, tp_1 will not be considered as a positive candidate anymore. This reduces possible redundant information that is not helpful for training while simultaneously reducing the number of triplets. A comparison of performance between unique and non-unique anchor-positive pairs is provided in Table 5.

4 Experimental Setup

4.1 Datasets

Following previous studies on discontinuous named entity recognition, we use three datasets in the biomedical domain to assess the performance of our proposed system. The CSIRO Adverse Drug Event Corpus (CADEC) [12] is a collection of medication consumer posts annotated for entity identification from the public forum AskAPatient. We follow previous literature and use only the adverse drug reaction (ADR) entities. **ShARe13** [23] and **ShARe14** [21] datasets are part of the Shared Annotated Resources used for the CLEF eHealth Challenge in 2013 and 2014, respectively. They consist of clinical reports annotated for the identification and normalisation of disease disorders. For all datasets, we use the sentence-based preprocessing script and dataset splits provided by Dai et al. [4] and convert the produced inline format to JSON¹ following Li et al. [15]. Table 2 shows each dataset’s statistics.

4.2 Baselines and Metrics

We compare our framework with other DNER models. **MAC** [36] first introduced the grid tagging scheme with a segment extractor labelling relative token pairs using the BIS (begin, inside, continuous) scheme and an edge predictor which aligns entity bounds using the *head-to-head* (H2H) and *tail-to-tail* (T2T) tags. **W²NER** [15] introduced a unified NER framework that identifies neighbouring word relationships between non-adjacent entity words using the tags *Next-Neighboring-Word* (NNW) and *Tail-Head-Word* (THW). **TOE** [16] improves upon the W²NER’s tagging scheme by adding *Previous-Neighboring-Word* (PNW) and *Head-Tail-Word*

Table 2: Data statistics

	CADEC	ShARe13	ShARe14
Total Sentences	7,597	18,767	34,618
Total Entities	6,318	11,148	19,073
Continuous Entities	5,639	10,060	17,417
- Percentage	89.25%	90.24%	91.32%
- Number of tokens	1-36	1-9	1-9
Disc. Entities	679	1,088	1,658
- Percentage	10.75%	9.76%	8.68%
- Number of tokens	2-13	2-7	2-7
- Start-End Distance	3-20	3-23	3-23

(HTW) and incorporating a *Tag Representation Embedding Module* (TREM). **Corro** [3] is a recent model attempting to improve sequence tagging for discontinuous entities through a two-layer tagging system using ten tags. For both W²NER and TOE, we report reproduced results using the published code from each study. Following previous NER studies, we evaluate our framework through exact matching of entities using micro-F1, precision, and recall. We further isolate the effect of our framework on discontinuous entities by reporting F1 scores for sentences with discontinuous entities and for discontinuous entities only (Table 3).

4.3 Implementation Details

We evaluate our framework using the established training, validation, and test splits by [4]. We list best-performing model setups for each dataset in the Appendix D. Each model is trained using the AdamW optimiser with a learning rate of 5e-4 for a maximum of 60 epochs and an early stop of 10 epochs. We take the best-performing model on the validation set based on the micro-F1 score. We use a batch size of 12, 6, and 6 for CADEC, ShARe13, and ShARe14, respectively. Our best setup for the CADEC dataset uses a fine-tuned BioBERT, while both ShARe datasets achieve better results with fine-tuned PubMedBERT. A comparison of PLMs is provided in Table 7. All models are trained using an NVIDIA RTX A4500.

5 Results

5.1 Overall Performance

A comprehensive evaluation of our framework compared to other studies is provided in Table 3. The results reflect the performance

¹Script provided in the code repository.

Table 3: Comparison of performance from our best-performing models for the overall datasets and for discontinuous elements, including sentences containing at least one discontinuous entity (DiscSent) and discontinuous entities only (DiscEnt). Bold indicates best scores while underline shows next best. [†] indicates replicated results.

	Overall			DiscSent	DiscEnt
	F1	P	R	F1	F1
CADEC					
MAC [36]	71.50	70.50	72.50	<u>69.80</u>	44.40
W ² NER [†] [15]	<u>72.67</u>	72.02	73.33	69.25	<u>45.78</u>
TOE [†] [16]	72.24	74.28	70.30	67.98	40.00
Corro [3]	71.90	-	-	-	35.90
Ours	73.43	75.35	71.62	70.59	49.71
ShArE13					
MAC [36]	81.20	84.30	78.20	68.10	55.90
W ² NER [†] [15]	<u>82.16</u>	84.13	80.29	<u>68.46</u>	<u>57.38</u>
TOE [†] [16]	81.92	85.05	79.02	67.82	57.06
Corro [3]	82.00	-	-	-	52.10
Ours	83.22	86.44	80.24	69.09	60.06
ShArE14					
MAC [36]	81.30	78.20	84.70	<u>69.70</u>	<u>54.10</u>
W ² NER [†] [15]	81.31	78.93	83.84	63.08	52.70
TOE [†] [16]	80.67	78.67	82.78	61.04	49.29
Corro [3]	<u>81.80</u>	-	-	-	49.80
Ours	82.54	80.36	84.83	72.89	59.23

of our framework on the entire test set, as well as on discontinuous elements, with isolated evaluations on sentences containing at least one discontinuous entity (DiscSent) and on discontinuous entities exclusively (DiscEnt). Our framework demonstrates a clear improvement in both F1 score and precision over W²NER, the best-performing baseline method. The ShArE14 dataset shows the most significant improvement in F1 score, with a 1.23% increase, reaching 82.54. Similarly, the CADEC and ShArE13 datasets show increases of 0.76% (73.43) and 1.06% (83.22), respectively. Furthermore, our framework outperforms the baseline models when focusing on discontinuous elements, with improvements of 0.79%, 0.63%, and 3.19% for DiscSent, and 3.98%, 2.68%, and 5.13% for DiscEnt across the CADEC, ShArE13, and ShArE14 datasets, respectively. Complete performance metrics may be found in Appendix A. These results underscore the strength of our TriG-NER framework in capturing the complexities of discontinuous entities by leveraging word-pair similarities and dissimilarities. By focusing on token-level relationships within a flexible grid structure, our approach demonstrates superior performance in both overall entity recognition and specifically in handling discontinuous elements, highlighting its adaptability and effectiveness compared to traditional methods.

5.2 Triplet Selection

We evaluated the performance of our framework using various triplet selection methods and configuration setups. Table 4 shows the performance of our framework under the best-performing model setup for each selection method since different window sizes may affect each method’s effectiveness. Among the four strategies,

Table 4: Comparison of different triplet selection methods based on the best-performing setup for each method. Bold indicates best scores while underline shows next best. [†] indicates replicated results from the baseline. HN: Hard Negative; SN: Semi-hard Negative; CE: Centroid; NC: Negative Centroid

Method	CADEC		ShArE13		ShArE14	
	Overall	DiscEnt	Overall	DiscEnt	Overall	DiscEnt
[15] [†]	72.67	45.75	82.16	57.38	81.31	52.70
HN	71.61	45.41	81.79	54.45	81.87	57.35
SN	72.21	49.35	<u>82.56</u>	56.30	82.19	53.79
CE	73.43	<u>48.55</u>	83.22	<u>57.14</u>	<u>82.42</u>	<u>56.22</u>
NC	<u>73.33</u>	46.75	82.43	56.22	82.54	54.40

the Centroid strategy consistently shows promising results among the four selection strategies across all datasets, producing the best scores for overall CADEC and both subsets of ShArE13, while securing the second-best scores for the others. The Negative Centroid strategy also demonstrated encouraging outcomes, having the best score for overall ShArE14 and a competitive second-best for overall CADEC with only a 0.1% disadvantage. On the other hand, the Semi-Negative strategy showed a notably high score for the DiscEnt subset of CADEC. However, it sacrifices overall performance, which falls short of the baseline score, possibly signifying the benefits of a stricter negative candidate selection for the discontinuous entities in the dataset. Similarly, the Hard Negative follows the same trend for ShArE14. Nonetheless, we note that all our triplet selection methods, except Hard Negative, generally outperform and are competitive with the baseline model. This highlights the benefits of leveraging word-pair relationships through our grid-based triplet framework with careful consideration of triplet selection strategies.

In Table 5, we compare other design setups for our framework. Using unique anchor-positive pairs through only the top half of the grid sources generally shows superior performance compared to using the entire grid. Utilising only half of the grid lessens uninformative and redundant triplets while also reducing the computational time and resources needed. To highlight the flexibility of our framework, which could be applied to any model with a grid-based component, we further analysed different triplet embedding sources for our framework. Directly applying the triplet loss on the grid tag logits (Y) shows noticeably better performance for CADEC and ShArE13. On the other hand, for ShArE14, the results for both sources are comparable, with a slight improvement from the Word-Pair Relationship Grid (H^{bi}). These findings underscore the effectiveness and versatility of our framework in enhancing discontinuous entity extraction by incorporating word-pair relationships and optimising triplet selection strategies.

5.3 Window Size

Given the importance of selecting informative triplets for the triplet loss, we applied a window size centred on the anchor to restrict the positive and negative candidates. In this section, we evaluate the impact of different window sizes on the performance of our best model setups across each dataset. As shown in Table 6, implementing a window significantly improves our framework’s

Table 5: Comparison of the anchor-positive pairing and triplet embedding source design setups. Bold indicates best scores while underline shows next best.

Setup		CADEC	ShARe13	ShARe14
Pairing	Unique	73.43	83.22	82.54
	Non-unique	71.73	81.82	82.09
Source	Word-Pair Grid (H^{bi})	71.22	81.19	82.54
	Grid tag logits (Y)	73.43	83.22	82.23

Table 6: Comparison of different window sizes. Bold indicates best scores while underline shows next best.

Window Size	CADEC	ShARe13	ShARe14
None	71.49	81.74	81.78
1	71.65	81.21	<u>81.91</u>
5	72.77	<u>82.02</u>	82.54
10	<u>72.88</u>	83.22	81.19
15	70.84	81.26	80.81
20	70.67	81.79	81.33
25	73.43	81.83	81.83

performance compared to no window, though the optimal window size varies depending on the dataset. For example, the longer entities in the CADEC dataset benefit from larger window sizes. In contrast, both ShARe datasets achieve optimal performance with smaller window sizes, as the entities in these datasets range from 1 to 9 tokens in length. Removing the window altogether and allowing the framework to select triplets from the entire sequence grid introduces less informative triplets, leading to lower overall performance. Specifically, we observed an improvement of 1.94% for CADEC, 1.48% for ShARe13, and 0.76% for ShARe14. Our results demonstrate the critical role of window size in enhancing the triplet selection process, ensuring that only the most relevant triplets are used to optimise the learning process. This highlights our framework’s adaptability to various dataset characteristics, leading to consistent improvements in performance by effectively leveraging the word-pair relationships within a controlled selection window.

5.4 Encoder Language Models

We evaluated the performance of our framework with different pre-trained language models for the encoder, using the best-performing model setup for each dataset. Table 7 presents the results for four biomedical BERT variants, both with and without our grid-based triplet framework. Overall, BioBERT yields the best results for the CADEC dataset, while PubMedBERT outperforms others for both ShARe datasets. The application of our framework further enhances these scores by 0.93%, 1.22%, and 1.12%, respectively, demonstrating that our framework effectively captures local dependencies via the word-pair triplet implementation. Additionally, our framework consistently improves the performance of most PLMs tested, with the exception of BioClinicalBERT for CADEC and ShARe14. In Table 8, we present the performance improvements achieved by finetuning the pre-trained language models using a next-word prediction task

Table 7: Comparison of different language models used in the encoder with and without our triplet framework based on the best-performing setup for each dataset. Bold indicates the overall best scores for each dataset while an underline shows the better score regarding the application of our framework.

PLM	TriG-NER	CADEC	ShARe13	ShARe14
BioBERT [13]	×	72.50	80.25	80.75
	✓	73.43	<u>80.72</u>	<u>80.79</u>
BioClinicalBERT [2]	×	<u>71.49</u>	81.78	<u>81.00</u>
	✓	71.42	<u>81.89</u>	80.27
PharmBERT [31]	×	70.78	<u>80.25</u>	80.00
	✓	<u>71.90</u>	<u>80.39</u>	<u>81.11</u>
PubMedBERT [8]	×	70.19	82.00	81.42
	✓	<u>71.39</u>	83.22	82.54

Table 8: Comparison of performance from finetuning the pre-trained language models for the encoder layer. Bold indicates best scores while underline shows next best.

Setup	CADEC	ShARe13	ShARe14
Pretrained	72.96	81.35	80.38
Finetuned	73.43	83.22	82.54

for each dataset. As expected, finetuning enhances the scores across the board, with more pronounced improvements observed in the ShARe datasets, likely due to the specialised clinical terminology in those datasets compared to the more natural language used in online forums like CADEC.

5.5 Qualitative Analysis

In this section, we demonstrate the effectiveness of our word-pair grid-based triplet framework through a qualitative analysis of the extracted entities, comparing the results with those of the best-performing baseline model and LLMs, such as Gemini 1.5-flash [30] and GPT-4o [1]. We trained and fine-tuned both our model and the replicated baseline model using tokenised sentences as direct inputs, while the LLMs were not fine-tuned and were provided with task-specific prompts that described the task, input, and expected output format. For few-shot prompts, we included two examples from the training data. Table 10 presents a case study based on a CADEC sample, with additional case studies and prompt templates available in Appendix E and Appendix F.

While our framework uses the same tags as W^2NER , it goes further by leveraging word-pair relationships to accurately recognise multiple non-adjacent entity segments within the input text. In contrast, W^2NER processes word pairs in isolation, which limits its ability to recognise entities with more than two disjoint spans, such as "Pain in my lower legs" and "cramping in my lower legs", indexed as [0, 3, 4, 7, 8] and [2, 3, 4, 7, 8], respectively. Furthermore, W^2NER struggles to detect uncommon, domain-specific terms and abbreviations, particularly when the entity consists of just one word. For example, in Figure F4, our framework successfully extracts the entity "PFO", which stands for "Patent Foramen Ovale", despite the

Table 9: Comparison of triplet loss margins. Bold indicates best scores while underline shows next best.

Margin	CADEC	ShARe13	ShARe14
0.1	<u>72.58</u>	81.88	82.16
0.5	71.72	81.78	81.86
1	73.43	83.22	82.54
1.5	71.76	81.70	<u>82.18</u>
2	71.41	<u>82.16</u>	80.93

presence of other domain-specific terms. By contrast, W²NER incorrectly extracts "MV", which in this context likely refers to "mitral valve", but is not a disorder.

With LLMs' recent success and popularity for general language generation tasks, we evaluate their performance in extracting entity indexes through zero-shot and few-shot chain-of-thought (CoT) prompting. Because LLMs are optimised for next-word prediction, these models are prone to alignment and indexing problems where, despite clear instructions, the indexes returned do not correspond to the entity words identified. We found that explicitly including the entity words in the return format prompt helps partially but does not entirely resolve the problem. For instance, in Figure F2, the entity words "loss of range of motion" are correctly identified; however, the indexes provided are one or two positions off. In some cases, the number of words identified does not equate to the number of indexes returned, such as "*{'entity': 'loss of range of motion', 'index': [32, 36], 'type': 'ADR'}*". Furthermore, LLMs fail to extract discontinuous entities most of the time. In Table 10, both Gemini and GPT-4o completely missed the overlapping continuous and discontinuous entities in the sample despite identifying relevant parts such as "Pain and cramping", "hands", and "lower legs". They cannot effectively split and combine disjoint spans to form discontinuous entities such as "Pain in my hands" and "Pain in my lower legs". GPT-4o Few-shot CoT goes as far as returning the whole input instead of associating the relevant spans together. Lastly, LLMs are prone to extracting entities unrelated to the entity type provided. For instance, body parts such as "hands" and "lower legs" in Table 10 and medical procedures such as "CABG" (coronary artery bypass graft surgery) are separately identified as ADRs and Disorders, respectively.

While general LLMs have shown significant progress, they still face limitations in specialised tasks like discontinuous entity extraction, unless meticulously designed prompts are used. Trained models continue to outperform current attempts to adopt LLMs for biomedical NER [42]. Our framework, which enhances current trainable DNER models by using token-level, grid-based triplets to account for the similarity and dissimilarity of word pairs, delivers superior performance, especially in handling complex discontinuous entity recognition.

5.6 Hyperparameter Testing

We conducted further tests to investigate the impact of different triplet loss margins on the best-performing setup for each dataset. As shown in Table 9, using a margin of 1 consistently delivers superior performance across all datasets. In contrast, using a margin of 2

Table 10: Case study for CADEC comparing the entity extraction results from trained models using our TriG-NER framework, a baseline model, and LLMs employing zero-shot and few-shot chain-of-thought (CoT) prompt engineering. The table compares how each method identifies discontinuous entities within a sample sentence from the CADEC. The models trained with our framework demonstrate more accurate entity recognition, especially for non-adjacent entity segments. Prompt templates for the LLMs are provided in Appendix E. **Green highlight indicates correctly identified entities. **Red highlight** indicates otherwise.**

Input
['Pain', 'and', 'cramping', 'in', 'my', 'hands', 'and', 'lower', 'legs', '.']
Gold Standard
{'entity': 'Pain in my hands', 'index': [0, 3, 4, 5], 'type': 'ADR'}, {'entity': 'Pain in my lower legs', 'index': [0, 3, 4, 7, 8], 'type': 'ADR'}, {'entity': 'cramping in my lower legs', 'index': [2, 3, 4, 7, 8], 'type': 'ADR'}, {'entity': 'cramping in my hands', 'index': [2, 3, 4, 5], 'type': 'ADR'}
Ours - 4/4 (100%)
{'entity': 'Pain in my lower legs', 'index': [0, 3, 4, 7, 8], 'type': 'ADR'}, {'entity': 'Pain in my hands', 'index': [0, 3, 4, 5], 'type': 'ADR'}, {'entity': 'Pain in lower legs', 'index': [0, 3, 7, 8], 'type': 'ADR'}, {'entity': 'cramping in my hands', 'index': [2, 3, 4, 5], 'type': 'ADR'}, {'entity': 'cramping in my lower legs', 'index': [2, 3, 4, 7, 8], 'type': 'ADR'}, {'entity': 'cramping in lower legs', 'index': [2, 3, 7, 8], 'type': 'ADR'}
W²NER - 2/4 (50%)
{'entity': 'Pain in my hands', 'index': [0, 3, 4, 5], 'type': 'ADR'}, {'entity': 'cramping in my hands', 'index': [2, 3, 4, 5], 'type': 'ADR'}
Gemini Zero Shot CoT - 0/4 (0%)
{'entity': 'Pain', 'index': [0], 'type': 'ADR'}, {'entity': 'cramping', 'index': [2], 'type': 'ADR'}, {'entity': 'hands', 'index': [5], 'type': 'ADR'}, {'entity': 'lower legs', 'index': [7, 8], 'type': 'ADR'}
Gemini Few Shot CoT - 0/4 (0%)
{'entity': 'Pain and cramping', 'index': [0, 1, 2], 'type': 'ADR'}, {'entity': 'hands', 'index': [5], 'type': 'ADR'}, {'entity': 'lower legs', 'index': [7, 8], 'type': 'ADR'}
GPT-4o Zero Shot CoT - 0/4 (0%)
{'entity': 'Pain', 'index': [0], 'type': 'ADR'}, {'entity': 'cramping', 'index': [2], 'type': 'ADR'}
GPT-4o Few Shot CoT - 0/4 (0%)
{'entity': 'Pain', 'index': [0], 'type': 'ADR'}, {'entity': 'cramping', 'index': [2], 'type': 'ADR'}, {'entity': 'Pain and cramping', 'index': [0, 1, 2], 'type': 'ADR'}, {'entity': 'Pain and cramping in my hands', 'index': [0, 1, 2, 3, 4, 5], 'type': 'ADR'}, {'entity': 'Pain and cramping in my hands and lower legs', 'index': [0, 1, 2, 3, 4, 5, 6, 7, 8], 'type': 'ADR'}

results in a significant performance drop for CADEC and ShARe14, with reductions of 2.02 and 1.61 points, respectively. Similarly, a margin of 1.5 causes a decline of 1.06 points for ShARe13. These results highlight the sensitivity of our framework to the triplet loss margin and the importance of carefully tuning this hyperparameter. The consistently strong performance with a margin of 1 underscores the robustness of our triplet-based model in capturing word-pair relationships, ensuring optimal performance across different datasets.

6 Conclusion

In this paper, we introduced TriG-NER, a novel Triplet-Grid Framework designed to improve the extraction of discontinuous named entities by leveraging token-level triplet loss and word-pair relationships. By modelling token pairs within a flexible grid structure, our framework overcomes the limitations of existing tagging schemes, which often struggle to generalise across different datasets.

We evaluated TriG-NER on three benchmark DNER datasets, demonstrating significant improvements over state-of-the-art grid-based architectures. The results validate the effectiveness of our approach in capturing non-adjacent entity segments and underscore the framework's ability to adapt to various tagging schemes, setting a new standard for discontinuous entity extraction. Future work could explore integrating our framework with larger language models and expanding its application to other structured prediction tasks, such as relation extraction and event detection. We hope that our framework, with its innovative grid-based triplet approach, will inspire further research into developing generalisable methods for discontinuous named entity recognition in structured prediction.

References

- [1] Josh Achiam, Steven Adler, Sandhini Agarwal, Lama Ahmad, Ilge Akkaya, Florencia Leoni Aleman, Diogo Almeida, Janko Altenschmidt, Sam Altman, Shyamal Anadkat, et al. 2023. Gpt-4 technical report. *arXiv preprint arXiv:2303.08774* (2023).
- [2] Emily Alsentzer, John Murphy, William Boag, Wei-Hung Weng, Di Jindi, Tristan Naumann, and Matthew McDermott. 2019. Publicly Available Clinical BERT Embeddings. In *Proceedings of the 2nd Clinical Natural Language Processing Workshop*, Anna Rumshisky, Kirk Roberts, Steven Bethard, and Tristan Naumann (Eds.). Association for Computational Linguistics, Minneapolis, Minnesota, USA, 72–78. <https://doi.org/10.18653/v1/W19-1909>
- [3] Caio Corro. 2024. A fast and sound tagging method for discontinuous named-entity recognition. *arXiv:2409.16243 [cs.CL]* <https://arxiv.org/abs/2409.16243>
- [4] Xiang Dai, Sarvnaz Karimi, Ben Hachey, and Cecile Paris. 2020. An Effective Transition-based Model for Discontinuous NER. In *Proceedings of the 58th Annual Meeting of the Association for Computational Linguistics*, Dan Jurafsky, Joyce Chai, Natalie Schluter, and Joel Tetreault (Eds.). Association for Computational Linguistics, Online, 5860–5870. <https://doi.org/10.18653/v1/2020.acl-main.520>
- [5] Jacob Devlin, Ming-Wei Chang, Kenton Lee, and Kristina Toutanova. 2019. BERT: Pre-training of Deep Bidirectional Transformers for Language Understanding. In *Proceedings of the 2019 Conference of the North American Chapter of the Association for Computational Linguistics: Human Language Technologies, Volume 1 (Long and Short Papers)*, Jill Burstein, Christy Doran, and Tamar Solorio (Eds.). Association for Computational Linguistics, Minneapolis, Minnesota, 4171–4186. <https://doi.org/10.18653/v1/N19-1423>
- [6] Hao Fei, Donghong Ji, Bobo Li, Yijiang Liu, Yafeng Ren, and Fei Li. 2021. Rethinking boundaries: End-to-end recognition of discontinuous mentions with pointer networks. In *Proceedings of the AAAI conference on artificial intelligence*, Vol. 35. 12785–12793.
- [7] Adhiraj Ghosh, Kuruparan Shanmugalingam, and Wen-Yan Lin. 2023. Relation Preserving Triplet Mining for Stabilising the Triplet Loss In re-Identification Systems. In *Proceedings of the IEEE/CVF Winter Conference on Applications of Computer Vision (WACV)*. 4840–4849.
- [8] Yu Gu, Robert Tinn, Hao Cheng, Michael Lucas, Naoto Usuyama, Xiaodong Liu, Tristan Naumann, Jianfeng Gao, and Hoifung Poon. 2021. Domain-Specific Language Model Pretraining for Biomedical Natural Language Processing. *ACM Trans. Comput. Healthcare* 3, 1, Article 2 (oct 2021), 23 pages. <https://doi.org/10.1145/3458754>
- [9] Faizal Hajamohideen, Noushath Shaffi, Mufti Mahmud, Karthikeyan Subramanian, Arwa Al Sariri, Viswan Vimbi, Abdelhamid Abdesselam, and Alzheimer's Disease Neuroimaging Initiative. 2023. Four-way classification of Alzheimer's disease using deep Siamese convolutional neural network with triplet-loss function. *Brain Informatics* 10, 1 (2023), 5.
- [10] Xinwei He, Yang Zhou, Zhichao Zhou, Song Bai, and Xiang Bai. 2018. Triplet-Center Loss for Multi-View 3D Object Retrieval. In *Proceedings of the IEEE Conference on Computer Vision and Pattern Recognition (CVPR)*.
- [11] Peixin Huang, Xiang Zhao, Minghao Hu, Zhen Tan, and Weidong Xiao. 2023. T2-NER: A Two-Stage Span-Based Framework for Unified Named Entity Recognition with Templates. *Transactions of the Association for Computational Linguistics* 11 (2023), 1265–1282. https://doi.org/10.1162/tacl_a_00602
- [12] Sarvnaz Karimi, Alejandro Metke-Jimenez, Madonna Kemp, and Chen Wang. 2015. CadeC: A corpus of adverse drug event annotations. *Journal of Biomedical Informatics* 55 (2015), 73–81. <https://doi.org/10.1016/j.jbi.2015.03.010>
- [13] Jinhyuk Lee, Wonjin Yoon, Sungdong Kim, Donghyeon Kim, Sunkyu Kim, Chan Ho So, and Jaewoo Kang. 2019. BioBERT: a pre-trained biomedical language representation model for biomedical text mining. *Bioinformatics* 36, 4 (09 2019), 1234–1240. <https://doi.org/10.1093/bioinformatics/btz682> *arXiv:https://academic.oup.com/bioinformatics/article-pdf/36/4/1234/48983216/bioinformatics_36_4_1234.pdf*
- [14] Fei Li, ZhiChao Lin, Meishan Zhang, and Donghong Ji. 2021. A Span-Based Model for Joint Overlapped and Discontinuous Named Entity Recognition. In *Proceedings of the 59th Annual Meeting of the Association for Computational Linguistics and the 11th International Joint Conference on Natural Language Processing (Volume 1: Long Papers)*, Chengqing Zong, Fei Xia, Wenjie Li, and Roberto Navigli (Eds.). Association for Computational Linguistics, Online, 4814–4828. <https://doi.org/10.18653/v1/2021.acl-long.372>
- [15] Jingye Li, Hao Fei, Jiang Liu, Shengqiong Wu, Meishan Zhang, Chong Teng, Donghong Ji, and Fei Li. 2022. Unified Named Entity Recognition as Word-Word Relation Classification. *Proceedings of the AAAI Conference on Artificial Intelligence* 36, 10 (Jun. 2022), 10965–10973. <https://doi.org/10.1609/aaai.v36i10.21344>
- [16] Jiang Liu, Donghong Ji, Jingye Li, Dongdong Xie, Chong Teng, Liang Zhao, and Fei Li. 2023. TOE: A Grid-Tagging Discontinuous NER Model Enhanced by Embedding Tag/Word Relations and More Fine-Grained Tags. *IEEE/ACM Transactions on Audio, Speech, and Language Processing* 31 (2023), 177–187. <https://doi.org/10.1109/TASLP.2022.3221009>
- [17] Tingyun Mao, Yaobin Xu, Weitang Liu, Jingchao Peng, Lili Chen, and Mingwei Zhou. 2024. A simple but effective span-level tagging method for discontinuous named entity recognition. *Neural Computing and Applications* 36, 13 (2024), 7187–7201. <https://doi.org/10.1007/s00521-024-09454-y>
- [18] Johannes Melsbach, Sven Stahlmann, Stefan Hirschmeier, and Detlef Schoder. 2022. Triplet transformer network for multi-label document classification. In *Proceedings of the 22nd ACM Symposium on Document Engineering (San Jose, California) (DocEng '22)*. Association for Computing Machinery, New York, NY, USA, Article 18, 4 pages. <https://doi.org/10.1145/3558100.3563843>
- [19] Alejandro Metke-Jimenez and Sarvnaz Karimi. 2016. Concept Identification and Normalisation for Adverse Drug Event Discovery in Medical Forums.. In *BMDID@ ISWC*.
- [20] Zuheng Ming, Joseph Chazalon, Muhammad Muzzamil Luqman, Muriel Visani, and Jean-Christophe Burie. 2017. Simple Triplet Loss Based on Intra/Inter-Class Metric Learning for Face Verification. In *2017 IEEE International Conference on Computer Vision Workshops (ICCVW)*. 1656–1664. <https://doi.org/10.1109/ICCVW.2017.194>
- [21] Danielle L. Mowery, Sumithra Velupillai, Brett R. South, Lee Christensen, David Martinez, Liadh Kelly, Lorraine Goeuriot, Noemie Elhadad, Sameer Pradhan, Guergana Savova, and Wendy Chapman. 2014. Task 2: ShARe/CLEF eHealth Evaluation Lab 2014. In *Proceedings of CLEF 2014*. Sheffield, United Kingdom. <https://hal.science/hal-01086544>
- [22] Aldrian Obaja Muis and Wei Lu. 2016. Learning to Recognize Discontinuous Entities. In *Proceedings of the 2016 Conference on Empirical Methods in Natural Language Processing*, Jian Su, Kevin Duh, and Xavier Carreras (Eds.). Association for Computational Linguistics, Austin, Texas, 75–84. <https://doi.org/10.18653/v1/D16-1008>
- [23] Sameer Pradhan, Noemie Elhadad, Brett R South, David Martinez, Lee M Christensen, Amy Vogel, Hanna Suominen, Wendy W Chapman, and Guergana K Savova. 2013. Task 1: ShARe/CLEF eHealth Evaluation Lab 2013. *CLEF (working notes)* 1179 (2013).
- [24] Fuji Ren and Siyuan Xue. 2020. Intention Detection Based on Siamese Neural Network With Triplet Loss. *IEEE Access* 8 (2020), 82242–82254. <https://doi.org/10.1109/ACCESS.2020.2991484>
- [25] Florian Schroff, Dmitry Kalenichenko, and James Philbin. 2015. Facenet: A unified embedding for face recognition and clustering. In *Proceedings of the IEEE conference on computer vision and pattern recognition*. 815–823.
- [26] Seungmin Seo, Donghyun Kim, Youbin Ahn, and Kyong-Ho Lee. 2022. Active Learning on Pre-trained Language Model with Task-Independent Triplet Loss. *Proceedings of the AAAI Conference on Artificial Intelligence* 36, 10 (Jun. 2022), 11276–11284. <https://doi.org/10.1609/aaai.v36i10.21378>
- [27] Daming Shi, Maysam Orouskhani, and Yasin Orouskhani. 2021. A conditional Triplet loss for few-shot learning and its application to image co-segmentation. *Neural Networks* 137 (2021), 54–62. <https://doi.org/10.1016/j.neunet.2021.01.002>
- [28] Buzhou Tang, Qingcai Chen, Xiaolong Wang, Yonghui Wu, Yaoyun Zhang, Min Jiang, Jingqi Wang, and Hua Xu. 2015. Recognizing disjoint clinical concepts in clinical text using machine learning-based methods. In *AMIA Annual Symposium Proceedings*, Vol. 2015. American Medical Informatics Association, 1184–1193. *arXiv:https://pubmed.ncbi.nlm.nih.gov/26958258*
- [29] Buzhou Tang, Jianglu Hu, Xiaolong Wang, and Qingcai Chen. 2018. Recognizing Continuous and Discontinuous Adverse Drug Reaction Mentions from Social

- Media Using LSTM-CRF. *Wireless Communications and Mobile Computing* 2018, 1 (2018), 2379208.
- [30] Gemini Team, Rohan Anil, Sebastian Borgeaud, Yonghui Wu, Jean-Baptiste Alayrac, Jiahui Yu, Radu Soricut, Johan Schalkwyk, Andrew M Dai, Anja Hauth, et al. 2023. Gemini: a family of highly capable multimodal models. *arXiv preprint arXiv:2312.11805* (2023).
- [31] Taha ValizadehAslani, Yiwen Shi, Ping Ren, Jing Wang, Yi Zhang, Meng Hu, Liang Zhao, and Hualou Liang. 2023. PharmBERT: a domain-specific BERT model for drug labels. *Briefings in Bioinformatics* 24, 4 (06 2023), bbad226. <https://doi.org/10.1093/bib/bbad226> arXiv:<https://academic.oup.com/bib/article-pdf/24/4/bbad226/50917371/bbad226.pdf>
- [32] Roman Vygon and Nikolay Mikhaylovskiy. 2021. Learning Efficient Representations for Keyword Spotting with Triplet Loss. In *Speech and Computer*, Alexey Karpov and Rodmonga Potapova (Eds.). Springer International Publishing, Cham, 773–785.
- [33] Bailin Wang and Wei Lu. 2018. Neural Segmental Hypergraphs for Overlapping Mention Recognition. In *Proceedings of the 2018 Conference on Empirical Methods in Natural Language Processing*, Ellen Riloff, David Chiang, Julia Hockenmaier, and Jun'ichi Tsujii (Eds.). Association for Computational Linguistics, Brussels, Belgium, 204–214. <https://doi.org/10.18653/v1/D18-1019>
- [34] Bailin Wang and Wei Lu. 2019. Combining Spans into Entities: A Neural Two-Stage Approach for Recognizing Discontiguous Entities. In *Proceedings of the 2019 Conference on Empirical Methods in Natural Language Processing and the 9th International Joint Conference on Natural Language Processing (EMNLP-IJCNLP)*, Kentaro Inui, Jing Jiang, Vincent Ng, and Xiaojun Wan (Eds.). Association for Computational Linguistics, Hong Kong, China, 6216–6224. <https://doi.org/10.18653/v1/D19-1644>
- [35] Haoyi Wang, Victor Sanchez, and Chang-Tsun Li. 2021. Age-Oriented Face Synthesis With Conditional Discriminator Pool and Adversarial Triplet Loss. *IEEE Transactions on Image Processing* 30 (2021), 5413–5425. <https://doi.org/10.1109/TIP.2021.3084106>
- [36] Yucheng Wang, Bowen Yu, Hongsong Zhu, Tingwen Liu, Nan Yu, and Limin Sun. 2021. Discontinuous Named Entity Recognition as Maximal Clique Discovery. In *Proceedings of the 59th Annual Meeting of the Association for Computational Linguistics and the 11th International Joint Conference on Natural Language Processing (Volume 1: Long Papers)*, Chengqing Zong, Fei Xia, Wenjie Li, and Roberto Navigli (Eds.). Association for Computational Linguistics, Online, 764–774. <https://doi.org/10.18653/v1/2021.acl-long.63>
- [37] Yujia Wu, Jing Li, Vincent Chen, Jun Chang, Zhiqian Ding, and Zhi Wang. 2020. Text Classification using Triplet Capsule Networks. In *2020 International Joint Conference on Neural Networks (IJCNN)*. 1–7. <https://doi.org/10.1109/IJCNN48605.2020.9207201>
- [38] Yu Xia, Yongwei Zhao, Wenhao Wu, and Sujian Li. 2023. Debiasing Generative Named Entity Recognition by Calibrating Sequence Likelihood. In *Proceedings of the 61st Annual Meeting of the Association for Computational Linguistics (Volume 2: Short Papers)*, Anna Rogers, Jordan Boyd-Graber, and Naoaki Okazaki (Eds.). Association for Computational Linguistics, Toronto, Canada, 1137–1148. <https://doi.org/10.18653/v1/2023.acl-short.98>
- [39] Hang Yan, Tao Gui, Junqi Dai, Qipeng Guo, Zheng Zhang, and Xipeng Qiu. 2021. A Unified Generative Framework for Various NER Subtasks. In *Proceedings of the 59th Annual Meeting of the Association for Computational Linguistics and the 11th International Joint Conference on Natural Language Processing (Volume 1: Long Papers)*, Chengqing Zong, Fei Xia, Wenjie Li, and Roberto Navigli (Eds.). Association for Computational Linguistics, Online, 5808–5822. <https://doi.org/10.18653/v1/2021.acl-long.451>
- [40] Ye Yuan, Wuyang Chen, Yang Yang, and Zhangyang Wang. 2020. In Defense of the Triplet Loss Again: Learning Robust Person Re-Identification With Fast Approximated Triplet Loss and Label Distillation. In *Proceedings of the IEEE/CVF Conference on Computer Vision and Pattern Recognition (CVPR) Workshops*.
- [41] Shuai Zhang, Yongliang Shen, Zeqi Tan, Yiquan Wu, and Weiming Lu. 2022. De-Bias for Generative Extraction in Unified NER Task. In *Proceedings of the 60th Annual Meeting of the Association for Computational Linguistics (Volume 1: Long Papers)*, Smaranda Muresan, Preslav Nakov, and Aline Villavicencio (Eds.). Association for Computational Linguistics, Dublin, Ireland, 808–818. <https://doi.org/10.18653/v1/2022.acl-long.59>
- [42] Jin Zhao, Chao Liu, Jiaqing Liang, Zhixu Li, and Yanghua Xiao. 2024. A Novel Cascade Instruction Tuning Method for Biomedical NER. In *ICASSP 2024 - 2024 IEEE International Conference on Acoustics, Speech and Signal Processing (ICASSP)*. 11701–11705. <https://doi.org/10.1109/ICASSP48485.2024.10446885>
- [43] Xingyu Zhu, Feifei Dai, Xiaoyan Gu, Bo Li, Meiou Zhang, and Weiping Wang. 2024. GL-NER: Generation-Aware Large Language Models for Few-Shot Named Entity Recognition. In *Artificial Neural Networks and Machine Learning – ICANN 2024*, Michael Wand, Kristina Malinová, Jürgen Schmidhuber, and Igor V. Tetko (Eds.). Springer Nature Switzerland, Cham, 433–448.

A Comprehensive Metric Scores

We provide the F1, Precision, and Recall scores from our overall best-performing model in Table A1. In Table A2, we present the performance scores from the model setup that scores highest for the discontinuous entities only (DiscEnt). We observe significantly higher scores for discontinuous entities for the best DiscEnt model with 1.66%, 2.92%, and 4.83% for CADEC, ShARe13, and ShARe14, respectively. However, despite not having the best overall scores in our experiments, the best DiscEnt models still outperform all of the baselines for the CADEC and ShARe14 datasets and are comparable to our overall best model highlighting the ability of our framework to extract discontinuous entities through word-pair triplets.

Table A1: Complete performance scores from the best-performing overall model for sentences with at least one discontinuous entity (DiscSent) and for discontinuous entities only (DiscEnt).

	DiscSent			DiscEnt		
Dataset	F1	P	R	F1	P	R
CADEC	70.54	75.52	66.18	48.55	53.16	44.68
ShARe13	69.23	79.14	61.53	57.14	71.23	47.71
ShARe14	64.82	65.64	64.01	54.40	60.96	49.12

Table A2: Complete performance scores from the best-performing discontinuous entity model for the overall dataset, for sentences with at least one discontinuous entity (DiscSent), and for discontinuous entities only (DiscEnt).

	Overall			DiscSent			DiscEnt		
	F1	P	R	F1	P	R	F1	P	R
CADEC	73.22	75.00	71.52	70.59	73.81	67.64	49.71	54.43	45.74
ShARe13	81.35	85.60	77.50	69.09	79.44	61.13	60.06	78.52	48.62
ShARe14	82.16	79.78	84.69	72.89	74.25	71.59	59.23	57.60	60.95

B Token Gap Analysis

Figure B1 shows the difference in token gaps between CADEC, ShARe13, and ShARe14. CADEC generally shows shorter gaps between spans for discontinuous entities, while the ShARe datasets have wider gaps despite having shorter entities. These differences present unique challenges for extracting discontinuous entities in each dataset, highlighting the need for a flexible and adaptable solution like our proposed framework.

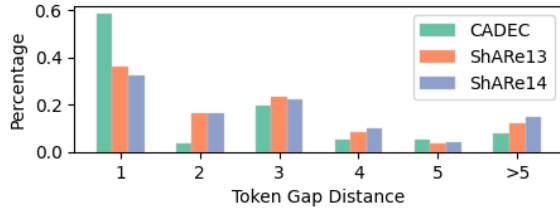


Figure B1: Distribution of token gaps of discontinuous entities.

C Hyperparameter Study

We investigate the effect of different hyperparameter values on our best overall model. In Table C1, we test different learning rate values for the Adam optimiser and find that the optimal learning rate value for our framework is 5e-04.

Table C1: Comparison of learning rates. Bold indicates best scores while underline shows next best.

Learning Rates	CADEC	ShARe13	ShARe14
1e-03	<u>72.40</u>	81.00	81.56
5e-04	73.43	83.22	82.54
3e-04	71.68	<u>81.72</u>	<u>82.08</u>
2e-05	69.53	80.87	81.62

D Best-found Parameter Setup

Table D1: Parameter setup for the best model based on overall performance scores for each dataset.

Setting	CADEC	ShARe13	ShARe14
PLM	BioBERT	PubMedBERT	PubMedBERT
Window Size	25	10	5
Triplet Method	Centroid	Centroid	Neg. Centroid
Learning Rate	5e-04	5e-04	5e-04
Source	Grid Tag Logits	Grid Tag Logits	Word-Pair Grid

E Large Language Model Prompts

Table E1: Prompt templates used for large language models.

Prompt Type	Content
Zero Shot CoT	"The task is to find the index of the words from any entity_descriptor entities from the given text. The text input is already tokenized and is given in a list form where one entry corresponds to a word or punctuation. The word indexes must be based on the list. The entities may be continuous or discontinuous, single-word or multiple words. There may also be no entities in the text.\nText: input \nReturn the output in a json format followed by a set of steps to explain how the output was generated:\n“json [{\"entity\": entity, \"index\": [index1, index2 etc], \"type\": \"entity_type\"}, {\"entity\": entity, \"index\": [index1, index2, index3 etc], \"type\": \"entity_type\"}, etc]“\nExplanation: explanation\n"
Few Shot CoT	"The task is to find the index of the words from any entity_descriptor entities from the given text. The text input is already tokenized and is given in a list form where one entry corresponds to a word or punctuation. The word indexes must be based on the list. The entities may be continuous or discontinuous, single-word or multiple words. There may also be no entities in the text.\n\nBelow are some examples of input text and output format.\n\nInput text: input_example_1\nExpected output: output_example_1\n\nInput text: input_example_2\nExpected output: output_example_2\n\nNow extract the entities from the text below following the examples above.\nText: input\nReturn the output in a json format followed by a set of steps to explain how the output was generated:\n“json [{\"entity\": entity, \"index\": [index1, index2 etc], \"type\": \"entity_type\"}, {\"entity\": entity, \"index\": [index1, index2, index3 etc], \"type\": \"entity_type\"}, etc]“\nExplanation: explanation\n"

Table E2: Variables and examples used for prompt engineering for each dataset.

CADEC	Value
entity_type	ADR
entity_descriptor	adverse drug reaction (ADR)
input_example_1	['Eczema', 'on', 'hands', 'and', 'feet', ',', 'rash', 'on', 'upper', 'left', 'torso', ',', 'depression', ',']
output_example_1	[{'index': [0, 1, 4], 'type': 'ADR'}, {'index': [0, 1, 2], 'type': 'ADR'}, {'index': [6, 7, 8, 9, 10], 'type': 'ADR'}, {'index': [12], 'type': 'ADR'}]
input_example_2	['My', 'fingers', 'swelled', 'up', 'and', 'hurt', ',']
output_example_2	[{'index': [1, 5], 'type': 'ADR'}, {'index': [1, 2, 3], 'type': 'ADR'}]
ShARe13	Value
entity_type	Disorder
entity_descriptor	disorder
input_example_1	['1', ',', 'The', 'left', 'atrium', 'is', 'mildly', 'dilated', ',', 'No', 'atrial', 'septal', 'defect', 'is', 'seen', 'by', '2D', 'or', 'color', 'Doppler', ',']
output_example_1	[{'index': [3, 4, 7], 'type': 'Disorder'}, {'index': [10, 11, 12], 'type': 'Disorder'}]
input_example_2	['Abd', ',', 'She', 'had', 'an', 'ascitic', 'abdomen', 'that', 'was', 'very', 'large', ',', 'round', ',', 'and', 'soft', ',']
output_example_2	[{'index': [5], 'type': 'Disorder'}, {'index': [6, 15], 'type': 'Disorder'}]
ShARe14	Value
entity_type	Disorder
entity_descriptor	disorder
input_example_1	['abd', 'soft', ',', 'nt', ',', 'nd']
output_example_1	[{'index': [0, 5], 'type': 'Disorder'}, {'index': [0, 3], 'type': 'Disorder'}, {'index': [0, 1], 'type': 'Disorder'}]
input_example_2	['1', ',', 'Non', '-', 'ST', '-', 'elevation', 'myocardial', 'infarction', ',']
output_example_2	[{'index': [2, 3, 4, 5, 6, 7, 8], 'type': 'Disorder'}]

F Case Studies



Figure F1: Case study for CADEC comparing results from trained models using our framework and a baseline and from zero and few-shot CoT prompt engineering using LLMs. The sample prompt provided follows the few-shot CoT template. All prompt templates are provided in Appendix E.

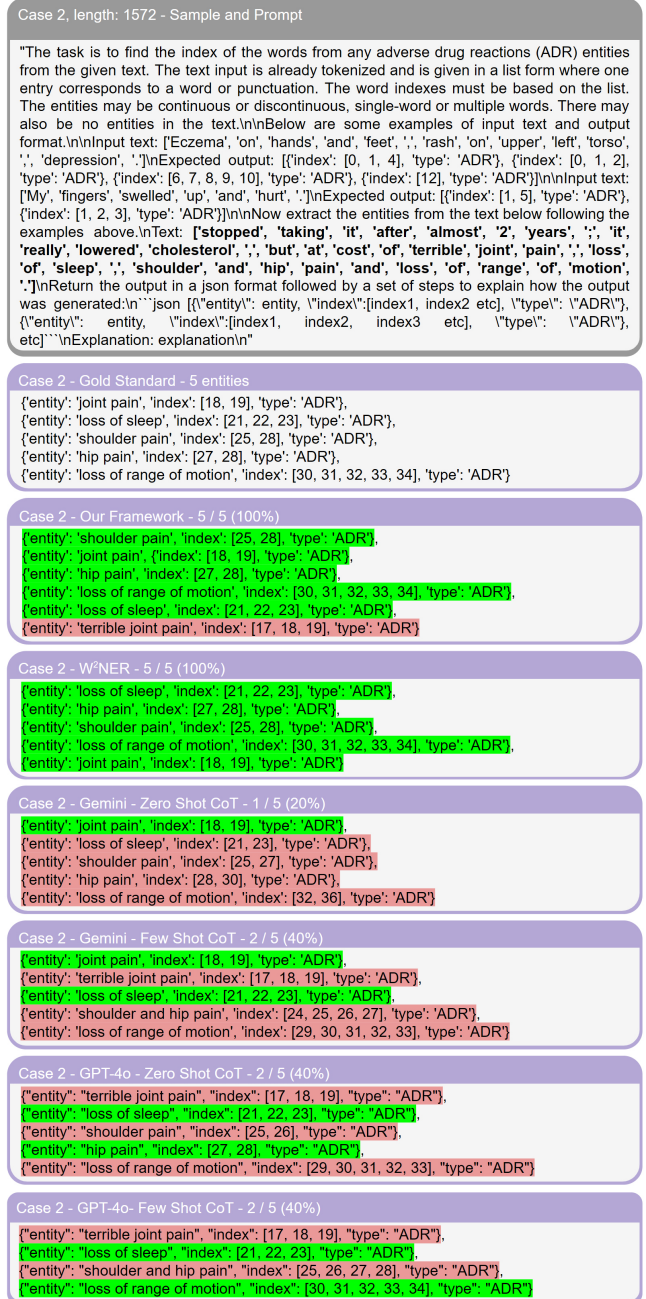


Figure F2: Case study for CADEC comparing results from trained models using our framework and a baseline and from zero and few-shot CoT prompt engineering using LLMs. The sample prompt provided follows the few-shot CoT template. All prompt templates are provided in Appendix E.

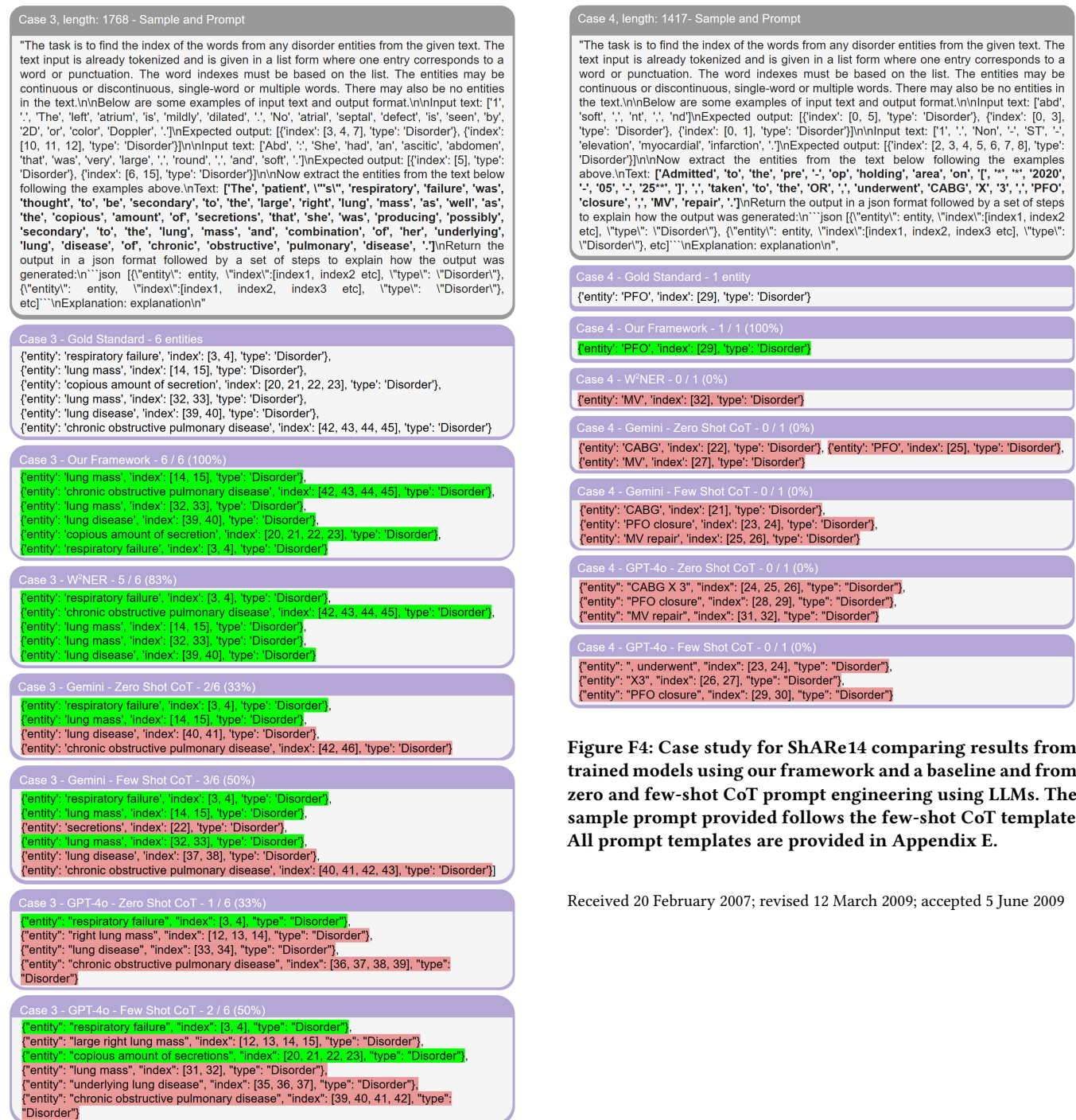


Figure F3: Case study for ShARe13 comparing results from trained models using our framework and a baseline and from zero and few-shot CoT prompt engineering using LLMs. The sample prompt provided follows the few-shot CoT template. All prompt templates are provided in Appendix E.

Figure F4: Case study for ShARe14 comparing results from trained models using our framework and a baseline and from zero and few-shot CoT prompt engineering using LLMs. The sample prompt provided follows the few-shot CoT template. All prompt templates are provided in Appendix E.

Received 20 February 2007; revised 12 March 2009; accepted 5 June 2009