

# Counterfactual explainability of black-box prediction models

**Zijun Gao**

*Department of Data Science and Operations, University of Southern California*

ZIJUNGAO@MARSHALL.USC.EDU

**Qingyuan Zhao**

*Statistical Laboratory, University of Cambridge*

QZ280@CAM.AC.UK

## Abstract

It is crucial to be able to explain black-box prediction models to use them effectively and safely in practice. Most existing tools for model explanations are associational rather than causal, and we use two paradoxical examples to show that such explanations are generally inadequate. Motivated by the concept of genetic heritability in twin studies, we propose a new notion called counterfactual explainability for black-box prediction models. Counterfactual explainability has three key advantages: (1) it leverages counterfactual outcomes and extends methods for global sensitivity analysis (such as functional analysis of variance and Sobol’s indices) to a causal setting; (2) it is defined not only for the totality of a set of input factors but also for their interactions (indeed, it is a probability measure on a whole “explanation algebra”); (3) it also applies to dependent input factors whose causal relationship can be modeled by a directed acyclic graph, thus incorporating causal mechanisms into the explanation.

**Keywords:** Causality, Directed acyclic graph, Explainable AI, Global sensitivity analysis.

## 1. Introduction

With the increasing complexity of machine learning prediction models and their wider applications, there is a rapidly growing need to explain these black-box models in practice. Although the term “explainable artificial intelligence” (XAI) is a fairly recent invention (for a recent survey, see [Dwivedi et al., 2023](#)), there is a long-standing and quickly expanding literature on variable importance and black-box model visualization, including Sobol’s indices in global sensitivity analysis ([Sobol, 1993](#)), functional analysis of variance ([Hoeffding, 1948](#)), Shapley’s value in game theory ([Shapley, 1953](#)), partial dependence plots ([Friedman, 2001](#)), accumulated local effect plots ([Apley and Zhu, 2020](#)), and various other variable importance measures ([Breiman, 2001](#); [Hines et al., 2022](#); [Williamson et al., 2023](#)). A main drawback of these existing tools is that it is not easy to incorporate contextual information that is crucial for model explanation practice. These methods depend entirely on the joint distribution of the observed data and thus ultimately describe associational rather than causal relationships without further assumptions ([Zhao and Hastie, 2021](#)).

We next give two paradoxical examples to highlight why a lack of causal interpretation can be particularly problematic in the real world. Specifically, Example 1 will show that it is insufficient to consider the joint distribution of model inputs in interpreting the model, and Example 2 will show that knowledge of causal mechanism can completely change our interpretation of the model. For the rest of this paper, by model “inputs” we mean  $K \geq 1$  variables  $W_1, \dots, W_K$  and by “prediction model” or simply “model” we mean a deterministic function  $Y$  that maps  $W = (W_1, \dots, W_K)$  to a real value. (We will take the dualistic view and notation that  $Y$  is both a function of  $W$  and also a random variable itself.)

**Example 1 (Inconsistency of explanations)** Suppose  $W_1$  and  $W_2$  are two independent Rademacher random variables (so they take  $-1$  or  $1$  with probability a half), and the model is simply  $Y(W_1, W_2) = W_2$ . Since  $Y$  is determined solely by  $W_2$ , and  $W_1$  is “independent” of  $W_2$ , it seems logical that  $W_1$  cannot explain  $Y$  at all. However, if we know  $W_2$  is “generated” by  $W_2 = W_1 W'_2$ , where  $W'_2$  is another Rademacher random variable that is independent of  $W_1$ , then we can write the prediction model alternatively as  $Y(W_1, W'_2) = W_1 W'_2$ . In this case,  $W_1$  clearly has something to do with  $Y$ . So the same random variable play different roles in two apparently equivalent models.

**Example 2 (Copycat)** Suppose  $W_1 = W_2$  in the observed data, so it may seem fair to divide explainability equally between  $W_1$  and  $W_2$ . However, if we know that  $W_2$  is merely a “copycat” of  $W_1$ , then our intuition is that the full credit should be given to  $W_1$  instead of  $W_2$  when explaining the prediction model  $Y$ . To explain what we mean by “copycat”, think about one YouTube channel just uploading video contents that are copied from another channel without permission ( $W_1$  is the original video and  $W_2$  is the copycat video). If  $Y$  represents the predicted revenue from these videos, then all the credits should be attributed to the original content creator.

These two examples demonstrate the need to consider the causal relationship between model inputs in model explanation. Relatedly, a widely held view is that some considerations of the causal (and perhaps counterfactual) relationship between model inputs are necessary in formulating good notions of fairness of algorithmic decision making (Kusner et al., 2017; Imai and Jiang, 2023). In a recent survey, it is concluded that “tools potentially based on causal methods are needed to assist in the identification of protected variables and groups as well as their proxies” to make machine learning “fairer” (Caton and Haas, 2024). Counterfactual causality (contrasting potential outcomes in “different worlds”) is sometimes regarded as the foundation for explanation (Pearl, 2009; VanderWeele, 2015); in view of Pearl’s association-intervention-counterfactuals Ladder of Causation, it is crucial to “climb up” to the counterfactual ladder for “imagining, retrospection, understanding” (Pearl and Mackenzie, 2018). Counterfactual reasoning can be found in causal mediation analysis and applications to law and epidemiology; some key concepts include natural direct/indirect effect (Robins and Greenland, 1992; Pearl, 2001), probability of causation (Tian and Pearl, 2000; Dawid et al., 2017), and notions related to attributable fraction (Suzuki and Yamamoto, 2023). However, there is little work on counterfactual explainability of black-box prediction models to our knowledge.

The above examples and considerations motivate the following definition of counterfactual explainability of black-box prediction models. Let  $\mathcal{S} \subseteq [K]$  be a subset of indices for the model inputs. To begin with, when the model inputs  $W_1, \dots, W_K$  are “causally independent” in the sense that they are probabilistically independent and have no causal effects on each other (more rigorous definition using potential outcomes can be found in Section 2), we propose to define the counterfactual explainability of  $W_{\mathcal{S}}$  to  $Y$  as

$$\xi_Y(\bigvee_{k \in \mathcal{S}} W_k) := \frac{\text{Var}(Y(W) - Y(W'_{\mathcal{S}}, W_{-\mathcal{S}}))}{2\text{Var}(Y(W))}, \quad (1)$$

where  $W'_{\mathcal{S}}$  is an identically distributed copy of  $W_{\mathcal{S}}$  that is independent of  $W$ . More generally, when the causal relationship between  $W_1, \dots, W_K$  can be described by a directed acyclic graph (DAG) (see e.g. Pearl, 2009; Hernan and Robins, 2023), we propose to define the counterfactual

explainability of  $W_S$  to  $Y$  as

$$\xi_Y(\bigvee_{k \in S} W_k) := \frac{\text{Var}(Y(W^*) - Y(W_S^{*'}, W_{-S}^*))}{2\text{Var}(Y(W^*))}, \quad (2)$$

where  $W^*$  is the “basic potential outcomes schedule” of  $W$  that will be precisely defined later in Section 3 ( $W^*$  completely determines  $W$  and thus  $Y$ ), and  $W_S^{*'}$  is an identically distributed copy of  $W_S^*$  that is independent of  $W^*$ . Using the causal DAG framework, the causal independence assumption can be described as a DAG with no edges between  $W_1, \dots, W_K$ , and it is not difficult to show that the more general definition (2) then reduces to (1). The normalization factor  $2\text{Var}(Y)$  in (1) and (2) make sure that  $\xi_Y(\bigvee_{k \in S} W_k)$  is bounded between 0 and 1.

Heuristically, (1) and (2) measures the “importance” (or in our terminology, counterfactual explainability) of  $W_S$  by the average amount of change to  $Y$  in an intervention that replaces  $W_S$  (or more precisely, the basic potential outcomes of  $W_S$ ) with an independent and identically distributed copy. This idea is directly motivated by (but has some subtle differences from) the definition of heritability in twin studies (see e.g. [Hartl et al., 1997](#), p. 434-441), although the genetics literature on heritability often does not use a causal language explicitly (but see [Kohler et al. \(2011\)](#) for an exception). We will explore this connection in the example below.

**Example 3 (Genetic heritability)** *Let gene  $G$  and environment  $E$  be two causally independent factors for some trait  $Y = Y(G, E)$ , and let  $G$  denote the gene of person  $A$ . Now think of a hypothetical “fraternal twin”  $B$  of  $A$  that has an independent draw of genes denoted by  $G'$  and goes through exactly the same environment  $E$ . The counterfactual explainability of  $G$  to  $Y$ ,*

$$\xi_Y(G) = \frac{\text{Var}(Y(G, E) - Y(G', E))}{2\text{Var}(Y(G, E))},$$

*measures how much  $A$  differs from  $B$  on average and can be regarded as a notion of genetic heritability in this context.*<sup>1</sup>

We end the Introduction with a brief overview of the rest of this article. When multiple input factors are involved, it is often desirable to distinguish between “main effects” and “interaction effects”. To this end, we propose to quantify interaction explainability using the inclusion-exclusion principle. For example, the explainability of the interaction between  $W_1$  and  $W_2$  to  $Y$  is defined as  $\xi_Y(W_1 \wedge W_2) = \xi_Y(W_1) + \xi_Y(W_2) - \xi_Y(W_1 \vee W_2)$ . We will see that this can be alternatively expressed using the variance of an interaction contrast as follows (assuming there are only  $K = 2$  causally independent input factors),

$$\xi_Y(W_1 \wedge W_2) = \frac{\text{Var}(Y(W_1', W_2') - Y(W_1', W_2) - Y(W_1, W_2') + Y(W_1, W_2))}{4\text{Var}(Y(W_1, W_2))}, \quad (3)$$

where  $(W_1, W_2)$  and  $(W_1', W_2')$  are independent and identically distributed. This will be further extended to the case with more than two input factors using the anchored decomposition of a multivariate function ([Sobol, 1969](#); [Kuo et al., 2010](#)). In fact, we will see that (1) defines a *unique*

1. This should be regarded as a heuristic example instead of a precise definition of genetic heritability because “fraternal twins” actually share half the genes on average. Genetic heritability as a concept can be dated at least to Francis Galton’s famous “regression towards the mean” observation in his investigation of heredity in the 19th century, and interestingly there are perhaps just as many definitions of heritability in the genetics literature (see e.g. [Jacquard, 1983](#); [Hartl et al., 1997](#)) as variable importance in the machine learning literature.

*probability measure* on what we call the “explanation algebra” generated by  $W_1, \dots, W_K$ ; see Section 2 for detail. In Section 3, we show how the definition of counterfactual explainability can be extended, almost effortlessly, to causally dependent input factors described by a causal DAG by replacing a variable with its basic potential outcomes. In this case, counterfactual explainability is generally not point identified, but we show in Section 4 that the partial identification region of counterfactual explainability collapses to a point under a comonotonicity assumption on the potential outcomes. We discuss some simple methods to estimate counterfactual explainability in Section 4 and further demonstrate this concept using some numerical examples in Section 5. We conclude the article with a comparison of counterfactual explainability to other variable importance measures in the literature and some future research directions.

**Notations.** We use  $[K]$  to denote the set  $\{1, 2, \dots, K\}$ . For  $\mathcal{S} \subseteq [K]$ , we use  $|\mathcal{S}|$  to denote its cardinality and  $-\mathcal{S}$  to denote its complement in  $[K]$ . We write a singleton set  $\{k\}$  as  $k$ . For  $w \in \mathbb{R}^K$ , we use  $w_{\mathcal{S}}$  to denote the sub-vector  $(w_k)_{k \in \mathcal{S}}$ . For  $w, w' \in \mathbb{R}^K$ , we introduce the hybrid point  $(w_{\mathcal{S}}, w'_{-\mathcal{S}})$  where the  $k$ -th coordinate is  $w_k$  for  $k \in \mathcal{S}$  and  $w'_k$  for  $k \notin \mathcal{S}$ .

## 2. Causally independent input factors

Example 1 shows that probabilistic independence is not sufficient to define a consistent notion of explainability. In this Section, we use a stronger notion called “causal independence” to illustrate the definition of counterfactual explainability in (1) and how it may be extended to the whole “explanation algebra” to define interaction explainability as in (3).

Roughly speaking, causal independence means that changing the value of any input factor  $W_k$  in an intervention does not change any other input factors. We will not give a formal definition here but note that this can be regarded as a special case of the setting discussed in Section 3 by using an “empty” causal DAG between  $W_1, \dots, W_K$  that has no directed edges. Causal independence implies probabilistic independence, but not vice versa.

To see how causal independence can resolve the paradox in Example 1, one simply needs to write down the causal model in the two cases considered there. In the first case where  $Y(W_1, W_2) = W_2$ , the conclusion that  $W_2$  offers no explanation to  $Y$  depends on the implicit assumption that  $W_1$  and  $W_2$  are causally independent (so the potential outcome is  $W_1(w_2) = W_1$  for all  $w_2$ ). In the second case where  $Y(W_1, W'_2) = W_1 W'_2$ , by saying  $W_2$  is “generated” by  $W_2 = W_1 W'_2$ , we implicitly treat this as a structural equation (the potential outcome of  $W_2$  is given by  $W_2(w_1) = w_1 W'_2$ ), so  $W_1$  and  $W_2$  are no longer causally independent. See Pearl (2009, sec. 3.6.3) and Example 5 below for a discussion on the meaning of structural equations and how they can be translated to potential outcomes.

The counterfactual explainability of a subset of input factors indexed by  $\mathcal{S} \subseteq [K]$  is denoted as  $\xi_Y(\vee_{k \in \mathcal{S}} W_k)$  and defined in (1) in the Introduction. This quantity should be viewed as the “total explainability” of  $W_{\mathcal{S}}$  to  $Y$  (instead of some kind of main effect) and is always bounded between 0 and 1:  $\xi_Y(\vee_{k \in \mathcal{S}} W_k) = 0$  means that the inputs  $W_{\mathcal{S}}$  has no counterfactual explainability at all, and  $\xi_Y(\vee_{k \in \mathcal{S}} W_k) = 1$  means that  $Y$  is completely determined by  $W_{\mathcal{S}}$ . It can be viewed as the causal analogue to Sobol’s upper sensitivity index (see Section 6).

### 2.1. Counterfactual explainability of interaction between factors

Often, we are interested in more than just total explainability. For instance, in the genetic heritability example (Example 3), we may be interested in knowing the role of gene-environment interaction

or gene-gene interaction (in the latter case, we need two genes  $G_1$  and  $G_2$  in that example). Interaction explainability can be defined in two equivalent ways. Here we introduce the definition using the anchored decomposition of  $Y$  that generalizes the definition in (3). In the next subsection we introduce an alternative definition using the inclusion-exclusion principle.

Let us first introduce the anchored decomposition. The interaction contrast with respect to a non-empty  $\mathcal{S} \subseteq [K]$  anchored at  $w$  and evaluated at  $w'$  is defined as

$$I_{\mathcal{S}}(w, w') = \sum_{\mathcal{S}' \subseteq \mathcal{S}} (-1)^{|\mathcal{S}| - |\mathcal{S}'|} Y(w'_{\mathcal{S}'}, w_{-\mathcal{S}'}).$$

By convention,  $I_{\emptyset}(w, w') = Y(w)$  is the value of  $Y$  evaluated at the anchor  $w$ . The anchored decomposition then refers to the identity  $Y(w') = \sum_{\mathcal{S} \subseteq [K]} I_{\mathcal{S}}(w, w')$ , which holds for any  $w$  and  $w'$ . For more discussion, see Kuo et al. (2010) and Owen (2023, Appendix A).

If  $w$  and  $w'$  are close,  $I_{\mathcal{S}}(w, w')$  is a finite difference approximation to the partial derivative of  $Y$  with respect to  $W_{\mathcal{S}}$  at  $w$ . When  $K = 2$ , the anchored decomposition reduces to  $Y(w') = I_{\emptyset}(w, w') + I_1(w, w') + I_2(w, w') + I_{\{1,2\}}(w, w')$ , where

$$\begin{aligned} I_1(w, w') &= Y(w'_1, w_2) - Y(w_1, w_2), \quad I_2(w, w') = Y(w_1, w'_2) - Y(w_1, w_2) \\ I_{\{1,2\}}(w, w') &= Y(w_1, w'_2) - Y(w'_1, w_2) - Y(w_1, w'_2) + Y(w_1, w_2). \end{aligned}$$

The last quantity is commonly used to measure interaction effect in the causal inference literature (VanderWeele and Tchetgen, 2014), especially in factorial experiments (Dasgupta et al., 2015).

**Definition 1 (Interaction explainability)** *Let  $W_1, \dots, W_K$  be causally independent variables. For  $\mathcal{S} \subseteq [K]$ , the counterfactual explainability of the interaction between  $W_{\mathcal{S}}$  to  $Y$  is defined as*

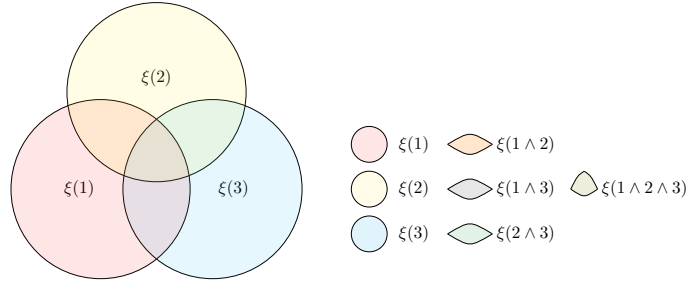
$$\xi_Y(\wedge_{k \in \mathcal{S}} W_k) := \frac{\text{Var}[I_{\mathcal{S}}(W, W')]}{2^{|\mathcal{S}|} \text{Var}(Y(W))}, \quad (4)$$

where  $W$  and  $W'$  are independent and identically distributed.

In (4), interaction explainability is quantified by the average magnitude of the interaction contrast (note that  $I_{\mathcal{S}}(W, W')$  has mean 0 by symmetry). It can be shown that (4) is always bounded between 0 and 1 (see Theorem 3 below), and a larger value indicates greater explainability by the interaction between  $W_{\mathcal{S}}$ . To gain some intuitions in the  $K = 2$  case, it can be shown that  $\xi_Y(W_1 \wedge W_2) = 0$  if and only if  $Y(W_1, W_2) = f_1(W_1) + f_2(W_2)$  (i.e.  $Y$  is additive), and  $\xi_Y(W_1 \wedge W_2) = 1$  if  $Y(W_1, W_2) = W_1 W_2$ . The next example further demonstrates this.

**Example 4 (Multilinear form)** *Suppose  $Y(W) = \sum_{\mathcal{S} \subseteq [K]} \beta_{\mathcal{S}} \prod_{k \in \mathcal{S}} W_k$ , where the factors are causally independent and each  $W_k$  has a symmetric distribution with mean 0 and variance 1. Then*

$$\xi_Y(\vee_{k \in \mathcal{S}} W_k) = \frac{\sum_{\mathcal{S}' \cap \mathcal{S} \neq \emptyset} \beta_{\mathcal{S}'}^2}{\sum_{\mathcal{S}' \subseteq [K]} \beta_{\mathcal{S}'}^2}, \quad \xi_Y(\wedge_{k \in \mathcal{S}} W_k) = \frac{\sum_{\mathcal{S}' \supseteq \mathcal{S}} \beta_{\mathcal{S}'}^2}{\sum_{\mathcal{S}' \subseteq [K]} \beta_{\mathcal{S}'}^2}.$$

Figure 1: Venn diagram of counterfactual explainability for  $K = 3$  input factors.

## 2.2. Counterfactual explainability on the explanation algebra

The definition of total explainability in (1) and interaction explainability in (4) are related by an inclusion-exclusion principle:

$$\xi_Y(\bigvee_{k \in \mathcal{S}} W_k) = \sum_{\mathcal{S}' \subseteq \mathcal{S}} (-1)^{|\mathcal{S}'|+1} \cdot \xi_Y(\bigwedge_{k \in \mathcal{S}'} W_k), \quad (5)$$

$$\xi_Y(\bigwedge_{k \in \mathcal{S}} W_k) = \sum_{\mathcal{S}' \subseteq \mathcal{S}} (-1)^{|\mathcal{S}'|+1} \cdot \xi_Y(\bigvee_{k \in \mathcal{S}'} W_k). \quad (6)$$

These identities motivated the notation  $\vee$  and  $\wedge$ . In other words, one can equivalently define interaction explainability through (6). When  $K = 2$ , these identities reduce to

$$\xi_Y(W_1 \vee W_2) + \xi_Y(W_1 \wedge W_2) = \xi_Y(W_1) + \xi_Y(W_2).$$

The  $K = 3$  case can be visualized using the Venn's diagram in Figure 1.

It is remarked in previous sections that  $\xi_Y(\bigvee_{k \in \mathcal{S}} W_k)$  and  $\xi_Y(\bigwedge_{k \in \mathcal{S}} W_k)$  are always between 0 and 1. Together with the inclusion-exclusion principle, these observations suggests that counterfactual explainability  $\xi_Y(\cdot)$  behaves just like a probability measure. In fact, this is true and can be made precise by introducing what we call the explanation algebra.

**Definition 2 (Explanation algebra)** *The explanation algebra  $\mathcal{E}(W)$  generated by a collection of variables  $W = (W_1, \dots, W_K)$  is the Boolean algebra defined by the join operation  $\vee$ , meet operation  $\wedge$ , and negation  $\neg$  that is isomorphic to the set algebra for the power set of  $\{0, 1\}^K$  (each element in this set algebra is a collection of binary vectors of length  $K$ ) defined by set union  $\cup$ , set intersection  $\cap$ , and set complement under the map  $W_k \mapsto \{w \in \{0, 1\}^K : w_k = 1\}$ ,  $k \in [K]$ .*

To make this definition more concrete, when  $K = 2$  we have the following representation for some elements in  $\mathcal{E}(W)$ :

$$\begin{aligned} W_1 &\mapsto \{(1, 0), (1, 1)\}, \quad W_2 \mapsto \{(0, 1), (1, 1)\}, \\ \neg W_1 &\mapsto \{(0, 0), (0, 1)\}, \quad \neg W_2 \mapsto \{(0, 0), (1, 0)\}, \\ W_1 \vee W_2 &\mapsto \{(1, 0), (0, 1), (1, 1)\}, \quad W_1 \wedge W_2 \mapsto \{(1, 1)\}, \end{aligned}$$

so  $\xi_Y(\neg W_1)$  means the amount of counterfactual variability of  $Y$  *not* explained by  $W_1$  and similarly for  $\xi_Y(\neg W_2)$ . One can also consider other elements in  $\mathcal{E}(W)$ , for example  $W_1 \wedge (\neg W_2)$  (which maps to  $\{(1, 0)\}$ ), which can be interpreted as explanation “solely” due to  $W_1$ .



**Theorem 3** *If  $W_1, \dots, W_K$  are causally independent input factors, the total counterfactual explainability as defined in (1) can be uniquely extended to a probability measure on  $\mathcal{E}(W)$ .*

We will also use  $\xi_Y(\cdot)$  to denote this unique probability measure, which is now defined on  $\mathcal{E}(W)$  instead of just for a subset or its interaction. In Section 6, we show that the measure can be interpreted as the causal counterpart to Sobol’s upper sensitivity index (after normalization) (Sobol, 1993) and its generalizations (Liu and Owen, 2006; Hooker, 2004). We will prove (5), (6), and Theorem 3 in the Appendix.

Next are some useful properties of counterfactual explainability that follow from Theorem 3:

1.  $\xi_Y(\bigvee_{k \in \mathcal{S}} W_k) = 1$  if  $Y$  is a just function of  $W_{\mathcal{S}}$ .
2.  $\xi_Y(\bigvee_{k \in \mathcal{S}'} W_k) \geq \xi_Y(\bigvee_{k \in \mathcal{S}} W_k)$  and  $\xi_Y(\bigwedge_{k \in \mathcal{S}'} W_k) \leq \xi_Y(\bigwedge_{k \in \mathcal{S}} W_k)$  for any  $\mathcal{S} \subseteq \mathcal{S}' \subseteq [K]$ .
3.  $\xi_Y(W_1) + \dots + \xi_Y(W_K) \geq \xi_Y(\bigvee_{k \in [K]} W_k)$ .

The second property shows that if the interaction explainability of  $\mathcal{S}$  is zero, so is any of its superset (which represents higher-order interactions). This hierarchy may be useful when trying to construct tests for vanishing interactions. The third property is basically the Efron-Stein inequality (Efron and Stein, 1981) and can be further tightened using the inclusion-exclusion principle (which also provides lower bounds of  $\xi_Y(\bigvee_{k \in [K]} W_k)$ ; the corresponding interlacing inequalities are named after Boole and Bonferroni in probability theory).

### 3. Causally dependent input factors

To define counterfactual explainability for causally dependent inputs, we require a causal graphical model for those input factors. Because the theory of DAG causal model is very well developed, we will only introduce some main concepts here and refer the reader to Pearl (2009); Hernan and Robins (2023) for further discussion.

Consider a DAG  $\mathcal{G}$  with vertices being the variables  $W_1, \dots, W_K$ . We use  $\text{pa}(k)$  to denote the set of vertices with a directed edge pointing to  $W_k$  (aka “parents” of  $W_k$ ) in  $\mathcal{G}$ . We use  $W_k(w_{\mathcal{S}})$  to denote the potential outcome of  $W_k$  under an intervention that sets  $W_{\mathcal{S}}$  to  $w_{\mathcal{S}}$ , and define the potential outcomes schedule as the collection of all such variables:

$$W(\cdot) = (W_k(w_{\mathcal{S}}) : k \in [K], \mathcal{S} \subseteq [K], w_{\mathcal{S}} \text{ in the support of } W_{\mathcal{S}}),$$

The schedule of all basic potential outcomes of  $W_k$  is defined as

$$W_k^* = (W_k(w_{\text{pa}(k)}) : w_{\text{pa}(k)} \text{ in the support of } W_{\text{pa}(k)}).$$

For any  $\mathcal{S} \subseteq [K]$ , let  $W_{\mathcal{S}}(\cdot)$  and  $W_{\mathcal{S}}^*$  collects all the potential outcomes and basic potential outcomes for  $W_{\mathcal{S}}$ , respectively.

**Definition 4 (Causal Markov model)** *We say a probability distribution on  $W(\cdot)$  is causal Markov with respect to a DAG  $\mathcal{G}$  with vertex set  $W$  if the following are true:*

1. *The next event holds with probability 1:*

$$W_k(w_{\mathcal{S}}) = W_k(w_{\text{pa}(k) \cap \mathcal{S}}, W_{\text{pa}(k) \setminus \mathcal{S}}(w_{\mathcal{S}})), \text{ for all } k \in [K], \mathcal{S} \subseteq [K], \text{ and } w_{\mathcal{S}}. \quad (7)$$

2. *The basic potential outcomes schedules  $W_1^*, \dots, W_K^*$  are independent.*

The first assumption in the above Definition is often referred to as recursive substitution or consistency property of the potential outcomes. It implies that  $W_k(W) = W_k$  for all  $k \in [K]$ . The second assumption in Definition 4 asserts that when we collect the basic potential outcomes for different variables, they are independent. This definition is equivalent to the nonparametric structural equation model with independent errors (NPSEM-IE) in Pearl (2009); see Richardson and Robins (2013) for a discussion on this model at length and Example 5 below. The causally independent case discussed in Section 2 is a specific instance of this model where  $\text{pa}(k)$  is always empty, so the DAG has no edges and  $W_k(w) = W_k$  for all  $w$ .

Because the basic potential outcomes  $W^* = (W_1^*, \dots, W_K^*)$  fully determine the observable variables  $W = (W_1, \dots, W_K)$  through recursively applying (7), the model  $Y$  is also fully determined by  $W^*$  (i.e.  $Y$  is a function of  $W^*$ ). To illustrate this, consider a simple graph with edges  $W_1 \rightarrow W_2$ ,  $W_1 \rightarrow Y$ , and  $W_2 \rightarrow Y$ . Then  $Y = Y(W_1, W_2) = Y(W_1, W_2(W_1))$  is indeed a function of  $W_1^*$  (because  $W_1(w) = W_1$  for all  $w$ ) and  $W_2^*$  (because it collects all  $W_2(w_1)$ ).

Therefore, the definition of counterfactual explainability of causally *independent* inputs in (1) immediately extends to that of causally *dependent* inputs in (2), because, first,  $Y$  is a function of  $W^*$ , and second,  $W_1^*, \dots, W_K^*$  are independent as required by the causal Markov model. Moreover, we can extend the definition of counterfactual explainability to interactions and even the entire explanation algebra generated by  $W_1, \dots, W_K$  through the inclusion-exclusion principle, because (6) and Theorem 3 still apply.

We next illustrate these rather abstract definitions with some examples.

**Example 5 (NPSEM-IE)** *The structural equations associated with a DAG  $\mathcal{G}$  are given by*

$$W_k = f_k(W_{\text{pa}(k)}, E_k), \quad k \in [K]$$

for some functions  $f_1, \dots, f_K$  and independent errors  $E_1, \dots, E_K$ . By calling these equations “structural”, we mean they continue to hold under interventions on some of the variables, and in that case the basic potential outcomes of  $W_k$  are given by  $f_k(w_{\text{pa}(k)}, E_k)$  with  $w_{\text{pa}(k)}$  varying over its support. Because  $E_1, \dots, E_K$  are independent, the basic potential outcomes  $W_1^*, \dots, W_K^*$  are also independent and thus the causal Markov assumption is satisfied. By recursive substitution, we can rewrite the model as a function of error terms; for notational simplicity, we will still denote this function as  $Y(E)$ . Rather than using basic potential outcomes to define counterfactual explainability, we can instead use the error terms and rewrite equation (2) as

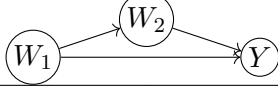
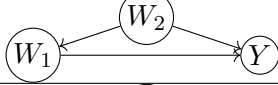
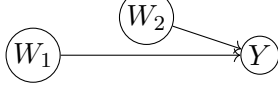
$$\xi_Y(\vee_{k \in \mathcal{S}} W_k) = \frac{\text{Var}(Y(E) - Y(E'_\mathcal{S}, E_{-\mathcal{S}}))}{2\text{Var}(Y(E))}, \quad (8)$$

where  $E'$  is an independent and identically distributed copy of  $E$ .

In view of (8), counterfactual explainability of an input factor  $W_k$  is essentially the explainability of its exogenous noise  $E_k$ . The reason we do not use the NPSEM-IE definition from the beginning is that two different sets of structural equations (e.g. obtained by rescaling the noise variables) may generate the same distribution of the potential outcomes schedule and thus may lead to ambiguous definitions. It is more desirable to directly define counterfactual explainability using the basic potential outcomes schedule, which collects all “intrinsic” noise variables.



Table 1: Counterfactual explainability depend on causal assumptions. In each scenario below, a NPSEM-IE with respect to a different DAG is found so that  $W_1, W_2$  are independent and follow the Rademacher distribution ( $E_1, E_2$  are causally independent Rademacher random variables). The prediction model is always  $Y(w) = w_1 w_2$ .

DAG	NPSEM-IE	$\xi(W_1)$	$\xi(W_2)$	$\xi(W_1 \wedge W_2)$
	$W_1 = E_1, W_2 = W_1 E_2$	0	1	0
	$W_2 = E_2, W_1 = W_2 E_1$	1	0	0
	$W_1 = E_1, W_2 = E_2$	1	1	1

Our definition of counterfactual explainability depends on the DAG that describes the causal relationship between  $W_1, \dots, W_K$ . It is entirely possible and, in our opinion desirable, that two agents with different beliefs about the causal relationship between the input factors make different explanations about the model. See Table 1 for a simple example that shares the spirit of Example 1.

#### 4. Identification and estimation

For causally dependent inputs, the counterfactual explainability cannot be precisely determined using the distribution of  $W$ , the function  $Y(W)$ , and the DAG  $\mathcal{G}$ . We illustrate this with an example.

**Example 6 (Identification)** *Let  $E_1, E_2$  be two causally independent Rademacher random variables. Consider two NPSEM-IE models associated with the DAG  $W_1 \rightarrow W_2$ :*

$$\text{Model 1 : } W_1(w) = E_1, \quad W_2(w) = w_1 + w_1 E_2, \quad Y(w) = w_2.$$

$$\text{Model 2 : } W_1(w) = E_1, \quad W_2(w) = w_1 + E_2, \quad Y(w) = w_2.$$

*It is not difficult to see that the observable random variables  $W_1, W_2, Y$  have the same distribution under these two models. However,  $\xi_Y(W_1) = 1$  in Model 1 and  $\xi_Y(W_1) = 1/2$  in Model 2 are not the same (these values can be directly computed from Example 4).*

It is possible to bound counterfactual explainability using the causal DAG and distribution of  $W$ , but that is rather complex and we will take a simpler approach by assuming the basic potential outcomes are co-monotone (or rank-preserving in the terminology of Hernan and Robins (2023)).

**Definition 5 (Comonotonicity)** *Fix an anchor  $w$  in the support of  $W$ . There exist non-decreasing functions  $h_{k,w'}$  such that the event  $W_k(w') = h_{k,w'}(W_k(w))$  for all  $k \in [K]$  and  $w'$  in the support of  $W$  holds with probability 1.*

This assumption essentially requires that any two basic potential outcomes are perfectly positively correlated given their marginal distributions. It is satisfied in the NPSEM-IE model if the noise is additive, i.e.  $W_k = f_k(W_{\text{pa}(k)}) + E_k$ .

Comonotonicity allows us to determine the joint distribution of the basic potential outcomes using their marginal distributions, which can be obtained from the observable data distribution under a causal DAG model. Specifically, let  $Q_k(e \mid w_{\text{pa}(k)})$  ( $e \in [0, 1]$ ) denote the quantile function of  $W_k$  given  $W_{\text{pa}(k)} = w_{\text{pa}(k)}$ . The observable data distribution can then be described by a sequence of conditional quantile transformations:

$$W_k = Q_k(E_k \mid W_{\text{pa}(k)}), \quad E_k \stackrel{i.i.d.}{\sim} \text{Unif}[0, 1], \quad k = 1, \dots, K. \quad (9)$$

Under comonotonicity, the joint distribution of the potential outcomes schedule is the same as that obtained by treating the above equations as structural, that is by assuming  $W_k(w_{\text{pa}(k)}) = Q_k(E_k \mid w_{\text{pa}(k)})$ . Following Example 5, we can treat  $E = (E_1, \dots, E_K)$  as causally independent noise variables and  $Y$  as a function of  $E$ . This leads to the next identifiability result.

**Proposition 6 (Identifiability under comonotonicity)** *Suppose the input factors  $W$  follow a causal Markov model with respect to a DAG  $\mathcal{G}$  and the basic potential outcomes are comonotone. Then the explainability  $\xi_Y(\bigvee_{k \in \mathcal{S}} W_k)$  for any  $\mathcal{S} \subseteq [K]$  is identified by (8), and the entire explainability measure on the algebra  $\mathcal{E}(W)$  can subsequently be identified using probability calculus.*

To actually compute explainability, the basic step is to evaluate the function  $Y(E)$ . This is simple: we can apply the conditional quantile transformations in (9) using a topological order of the DAG  $\mathcal{G}$  to compute  $W = W(E)$  and then evaluate  $Y(W)$ . From there, it is easy to approximate (8) using Monte Carlo by simulating many realizations of  $E$  and  $E'$ . This is essentially the “pick-and-freeze” method in Sobol (2001); see also Owen (2023, Appendix A).

Thus far, we have assumed the conditional quantile functions in (9) are known. In practice, we can estimate them empirically using the data and then plug the estimates in (8). When  $W_1, \dots, W_K$  are known to be causally independent (so we are in the special case considered in Section 2), we can use the inverse of the empirical distribution function of each input factor. The resulting estimator of the explainability  $\xi_Y(\bigvee_{k \in \mathcal{S}} W_k)$  (more precisely, its numerator  $\text{Var}(Y(W) - Y(W'_\mathcal{S}, W_{-\mathcal{S}}))$ ) is then a U-statistic (Hoeffding, 1948).

## 5. Numerical Examples

### 5.1. Causally independent input factors

Suppose  $W_1, W_2, W_3$  are causally independent and each follows the standard normal distribution. We demonstrate counterfactual explainability using four prediction models: (1) linear:  $Y(w) = \sum_{k=1}^3 w_k$ ; (2) quadratic polynomial:  $Y(w) = \sum_{k < k'} w_k w_{k'}$ ; (3) single-layer neural network (sigmoid activation):  $Y(w) = (1 + e^{10w_1 + 10w_2})^{-1} + (1 + e^{10w_2 + 10w_3})^{-1}$ ; (4) multilinear monomial:  $Y(w) = w_1 w_2 w_3$ . For each function, the counterfactual explainability on the whole explanation algebra is shown in a Venn diagram superimposed with Monte-Carlo estimates (Figure 2).

### 5.2. Causally dependent input factors

Next, we consider the two-layer neural network with  $K = 5$  nodes in Figure 3 (a), where the variables  $E_{11}, E_{12}, E_{13}, E_{21}, E_{22}$  are causally independent and follow the standard normal distribution. The first-layer nodes are given by  $W_{1i} = E_{1i}$  for  $1 \leq i \leq 3$ , and they are linearly combined using weights  $\beta^{(1)}$  and undergo a quadratic activation function  $\sigma(x) = x^2$  to generate the second-layer

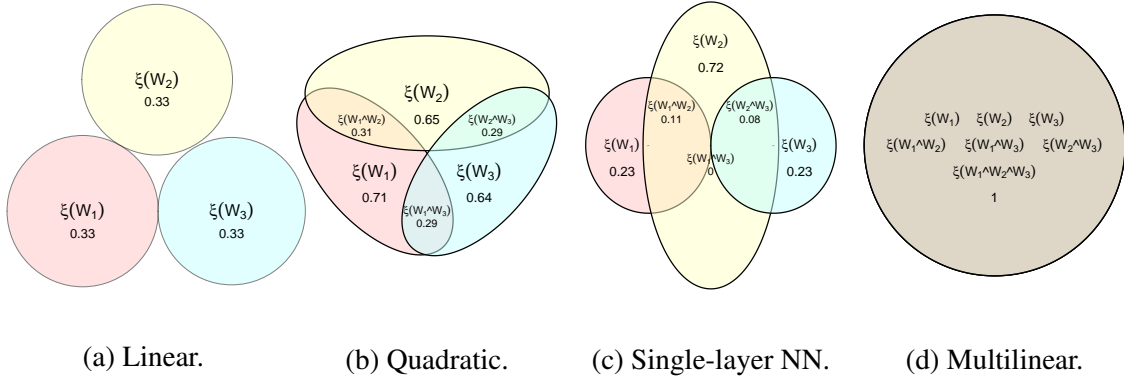


Figure 2: Explainability of causally independent factors. Each value is based on  $10^4$  random draws.

nodes. Specifically,  $W_{21} = \sigma(\beta_{11}^{(1)}W_{11} + \beta_{21}^{(1)}W_{12}) + E_{21}$  and similarly for  $W_{22}$ . The final prediction is given by  $Y = \beta_{11}^{(2)}W_{21} + \beta_{21}^{(2)}W_{22}$ . Figure 3(b) shows the pairwise counterfactual explainability. Figure 3(c) shows the counterfactual explainability for the same prediction model with  $E_{21}$  and  $E_{22}$  rescaled to one sixth of their original values.

## 6. Discussion

Counterfactual explainability can be viewed as the extension of functional analysis of variance (Hoeffding, 1948) and Sobol’s global sensitivity indices (Sobol, 1993) to a causal setting. To see this, any function  $f$  of (probabilistically) independent variables  $W_1, \dots, W_K$  can be decomposed as  $f(W) = \sum_{S \subseteq [K]} f_S(W_S)$ , where the terms can be obtained inductively via (let  $f_\emptyset(w) = \mathbb{E}[f(W)]$ )

$$f_S(w_S) = \mathbb{E}\left[f(W) - \sum_{S' \subset S} f_{S'}(W) \mid W_S = w_S\right],$$

and they are orthogonal in the sense that  $\mathbb{E}[f_S(W_S)f_{S'}(W_{S'})] = 0$  for all different  $S, S' \subseteq [K]$ . Let the variance component of  $S$  be defined as  $\sigma_S^2 := \text{Var}(f_S(W_S))$ , so the total variance of  $f(W)$  can be decomposed as  $\text{Var}(f(W)) = \sum_{S \subseteq [K]} \sigma_S^2$ . This decomposition provides the basis for a variety of variable importance measures. For a subset  $S \subseteq [K]$ , Sobol’s lower and upper indices are defined, respectively, as

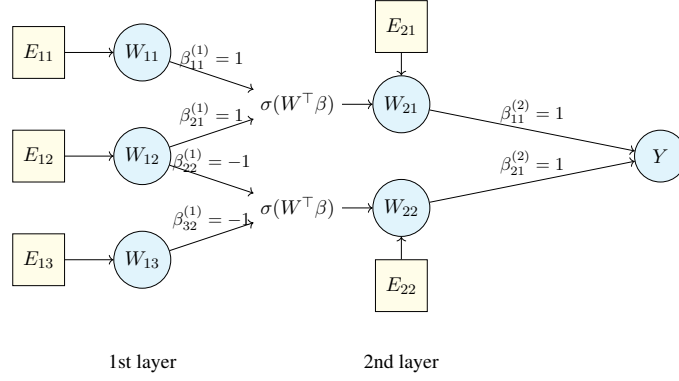
$$\tau_S^2 = \text{Var}(\mathbb{E}[f(W) \mid W_S]) = \sum_{S' \subseteq S} \sigma_{S'}^2, \quad \bar{\tau}_S^2 = \mathbb{E}[\text{Var}(f(W) \mid W_{-S})] = \sum_{S' \cap S \neq \emptyset} \sigma_{S'}^2.$$

Furthermore, the superset importance is defined as (Hooker, 2004; Liu and Owen, 2006)

$$\bar{\sigma}_S^2 = \sum_{S' \supseteq S} \sigma_{S'}^2.$$

Shapley’s value is an axiomatic way of attribution in cooperative games (Shapley, 1953). If we use Sobol’s lower index as the value of any subset  $S$ , the Shapley value of  $W_k$  is given by (Owen, 2014)

$$\phi_k = \frac{1}{K} \sum_{S \subseteq [K] \setminus \{k\}} \left( \binom{K-1}{|S|} \right)^{-1} (\tau_{S \cup \{k\}}^2 - \tau_S^2) = \sum_{\{k\} \subseteq S \subseteq [K]} \sigma_S^2 / |S|.$$



(a) Network structure.



(b) 2nd layer more important.

(c) 1st layer more important.

Figure 3: Counterfactual explainability for a two-layer neural network. Panel (a) shows the network structure. Panels (b) and (c) present heatmaps of counterfactual explainabilities with diagonal values representing individual input factors individually and off-diagonal values showing their pairwise interactions. In Panel (c), the variance of  $E_{21}$  and  $E_{22}$  are decreased and all other parts of the model remain the same.

The variance of any interaction term is distributed equally to the factors involved, and various extensions of Shapley’s value to incorporate non-zero interaction terms have been proposed (Grabisch and Roubens, 1999; Rabitti and Borgonovo, 2019; Sundararajan et al., 2020). One major limitation of these measures is that functional analysis of variance requires (probabilistically) independent input factors. Although there are extensions to the dependent case (see e.g. Hooker, 2007; Chastaing et al., 2012; Owen and Prieur, 2017), these variable importance measures do not behave as nicely as in the independent case. Moreover, our critique on associational variable importance measures from the Introduction still applies; recall that Example 1 shows probabilistic independence of model inputs is not enough to give consistent explanations.

When the input factors are causally independent (so comonotonicity is trivially satisfied), our definition of total counterfactual explainability in (1) is point identified by Sobol’s upper index (after normalization), and our definition of interaction explainability in (2) and Theorem 1 is point

identified by the superset importance (after normalization):

$$\xi(\vee_{k \in \mathcal{S}} W_k) = \frac{\bar{\tau}_{\mathcal{S}}^2}{\text{Var}(Y)}, \quad \xi(\wedge_{k \in \mathcal{S}} W_k) = \frac{\bar{\sigma}_{\mathcal{S}}^2}{\text{Var}(Y)}, \text{ for all } \mathcal{S} \subseteq [K].$$

Moreover, counterfactual explainability of the irreducible elements of the explanation algebra is identified by the individual components in the functional analysis of variance:

$$\xi((\wedge_{k \in \mathcal{S}} W_k) \wedge (\wedge_{k \notin \mathcal{S}} \neg W_k)) = \frac{\sigma_{\mathcal{S}}^2}{\text{Var}(Y)}.$$

Thus, the explanation algebra help us unify several notions of variable importance. More importantly, our proposal can be seen as the extension of the classical approach by Sobol and others to a causal setting:

1. We clarify that a successful application of functional analysis of variance to model explanation in the real world requires causal independence (rather than just probabilistic independence) of the inputs.
2. We provide a simple recipe for explainability of multiple causally dependent inputs using the causal DAG theory.

These clarifications and extensions are made possible by using a counterfactual (rather than just a probabilistic or interventional) language for model explanation.

We briefly comment on some future research directions. As mentioned in Section 4, partial identification of counterfactual explainability naturally arises with causally dependent input factors. When  $Y$  is a real-world variable rather than a known function of the factors, this becomes an even more complex problem and may require tools from multi-marginal optimal transport (Gao et al., 2024). It would also be useful to extend our approach from DAGs to graphs with bidirected edges (Pearl, 2009; Richardson et al., 2023) to allow unmeasured confounders between the input factors.

## Acknowledgments

QZ is partly funded by EPSRC grant EP/V049968/1. The authors thank Hongyuan Cao, Haochen Lei, Jieru (Hera) Shi, and Art Owen for helpful discussion.

## References

- Daniel W Apley and Jingyu Zhu. Visualizing the effects of predictor variables in black box supervised learning models. *Journal of the Royal Statistical Society Series B: Statistical Methodology*, 82(4):1059–1086, 2020.
- Leo Breiman. Random forests. *Machine Learning*, 45:5–32, 2001.
- Simon Caton and Christian Haas. Fairness in machine learning: A survey. *ACM Computing Surveys*, 56(7):1–38, 2024.
- Gaëlle Chastaing, Fabrice Gamboa, and Clémentine Prieur. Generalized hoeffding-sobol decomposition for dependent variables-application to sensitivity analysis. *Electronic Journal of Statistics*, 6:2420–2448, 2012.

- Tirthankar Dasgupta, Natesh S Pillai, and Donald B Rubin. Causal inference from 2k factorial designs by using potential outcomes. *Journal of the Royal Statistical Society Series B: Statistical Methodology*, 77(4):727–753, 2015.
- A Philip Dawid, Monica Musio, and Rossella Murtas. The probability of causation. *Law, Probability and Risk*, 16(4):163–179, 2017.
- Rudresh Dwivedi, Devam Dave, Het Naik, Smiti Singhal, Rana Omer, Pankesh Patel, Bin Qian, Zhenyu Wen, Tejal Shah, Graham Morgan, and Rajiv Ranjan. Explainable ai (xai): Core ideas, techniques, and solutions. *ACM Comput. Surv.*, 55(9), January 2023. doi: 10.1145/3561048.
- B. Efron and C. Stein. The Jackknife Estimate of Variance. *The Annals of Statistics*, 9(3):586 – 596, 1981. doi: 10.1214/aos/1176345462.
- Jerome H Friedman. Greedy function approximation: a gradient boosting machine. *Annals of statistics*, pages 1189–1232, 2001.
- Zijun Gao, Shu Ge, and Jian Qian. Bridging multiple worlds: multi-marginal optimal transport for causal partial-identification problem. *arXiv preprint arXiv:2406.07868*, 2024.
- Michel Grabisch and Marc Roubens. An axiomatic approach to the concept of interaction among players in cooperative games. *International Journal of game theory*, 28:547–565, 1999.
- Daniel L Hartl, Andrew G Clark, and Andrew G Clark. *Principles of Population Genetics*, volume 116. Sinauer associates Sunderland, MA, 1997.
- Miguel A. Hernan and James M. Robins. *Causal Inference: What If*. CRC Press, December 2023.
- Oliver Hines, Karla Diaz-Ordaz, and Stijn Vansteelandt. Variable importance measures for heterogeneous causal effects. *arXiv preprint arXiv:2204.06030*, 2022.
- Wassily Hoeffding. A Class of Statistics with Asymptotically Normal Distribution. *The Annals of Mathematical Statistics*, 19(3):293 – 325, 1948. doi: 10.1214/aoms/1177730196.
- Giles Hooker. Discovering additive structure in black box functions. In *Proceedings of the Tenth ACM SIGKDD International Conference on Knowledge Discovery and Data Mining*, pages 575–580, 2004.
- Giles Hooker. Generalized functional ANOVA diagnostics for high-dimensional functions of dependent variables. *Journal of Computational and Graphical Statistics*, 16(3):709–732, 2007.
- Kosuke Imai and Zhichao Jiang. Principal fairness for human and algorithmic decision-making. *Statistical Science*, 38(2):317–328, 2023.
- Albert Jacquard. Heritability: one word, three concepts. *Biometrics*, pages 465–477, 1983.
- Hans-Peter Kohler, Jere R Behrman, and Jason Schnittker. Social science methods for twins data: Integrating causality, endowments, and heritability. *Biodemography and social biology*, 57(1): 88–141, 2011.



- F Kuo, I Sloan, Grzegorz Wasilkowski, and Henryk Woźniakowski. On decompositions of multivariate functions. *Mathematics of computation*, 79(270):953–966, 2010.
- Matt J Kusner, Joshua Loftus, Chris Russell, and Ricardo Silva. Counterfactual fairness. *Advances in neural information processing systems*, 30, 2017.
- Ruixue Liu and Art B Owen. Estimating mean dimensionality of analysis of variance decompositions. *Journal of the American Statistical Association*, 101(474):712–721, 2006.
- Art B. Owen. Sobol’ indices and Shapley value. *SIAM/ASA Journal on Uncertainty Quantification*, 2(1):245–251, 2014. doi: 10.1137/130936233.
- Art B. Owen. *Monte Carlo: Theory, Methods and Examples*. <https://artowen.su.domains/mc/>, 2023.
- Art B Owen and Clémentine Prieur. On Shapley value for measuring importance of dependent inputs. *SIAM/ASA Journal on Uncertainty Quantification*, 5(1):986–1002, 2017.
- Judea Pearl. Direct and indirect effects. In *Proceedings of the Seventeenth Conference on Uncertainty in Artificial Intelligence*, UAI’01, page 411–420, San Francisco, CA, USA, 2001. Morgan Kaufmann Publishers Inc.
- Judea Pearl. *Causality: Models, Reasoning, and Inference*. Cambridge University Press, New York, 2 edition, 2009.
- Judea Pearl and Dana Mackenzie. *The Book of Why: The New Science of Cause and Effect*. Basic Books, New York, 2018.
- Giovanni Rabitti and Emanuele Borgonovo. A shapley–owen index for interaction quantification. *SIAM/ASA Journal on Uncertainty Quantification*, 7(3):1060–1075, 2019.
- Thomas S Richardson and James M Robins. Single world intervention graphs (SWIGs): A unification of the counterfactual and graphical approaches to causality. Technical Report 128, Center for the Statistics and the Social Sciences, University of Washington Series, 2013. URL <https://csss.uw.edu/research/working-papers/single-world-intervention-graphs-swigs-unification-counterfactual-and>.
- Thomas S. Richardson, Robin J. Evans, James M. Robins, and Ilya Shpitser. Nested Markov properties for acyclic directed mixed graphs. 51(1):334–361, 2023. doi: 10.1214/22-AOS2253.
- James M. Robins and Sander Greenland. Identifiability and Exchangeability for Direct and Indirect Effects. *Epidemiology*, 3(2):143, 1992.
- Lloyd S Shapley. A value for n-person games. In H. Kuhn and A. Tucker, editors, *Contribution to the Theory of Games*, volume 2. Princeton University Press, Princeton, 1953.
- Ilya M Sobol. *Multidimensional quadrature formulas and Haar functions*. Nauka, Moscow, 1969.
- Ilya M Sobol. Sensitivity estimates for nonlinear mathematical models. *Mathematical Modeling and Computational Experiment*, 1:407–414, 1993.

- Ilya M Sobol. Global sensitivity indices for nonlinear mathematical models and their monte carlo estimates. *Mathematics and Computers in Simulation*, 55(1-3):271–280, 2001.
- Mukund Sundararajan, Kedar Dhamdhere, and Ashish Agarwal. The shapley taylor interaction index. In *International conference on machine learning*, pages 9259–9268. PMLR, 2020.
- Etsuji Suzuki and Eiji Yamamoto. Attributable fraction and related measures: Conceptual relations in the counterfactual framework. *Journal of Causal Inference*, 11(1):20210068, 2023. doi: 10.1515/jci-2021-0068.
- Jin Tian and Judea Pearl. Probabilities of causation: Bounds and identification. *Annals of Mathematics and Artificial Intelligence*, 28(1):287–313, 2000.
- Tyler J VanderWeele. *Explanation in Causal Inference: Methods for Mediation and Interaction*. Oxford University Press, 2015.
- Tyler J VanderWeele and Eric J Tchetgen Tchetgen. Attributing effects to interactions. *Epidemiology*, 25(5):711–722, 2014.
- Brian D Williamson, Peter B Gilbert, Noah R Simon, and Marco Carone. A general framework for inference on algorithm-agnostic variable importance. *Journal of the American Statistical Association*, 118(543):1645–1658, 2023.
- Qingyuan Zhao and Trevor Hastie. Causal interpretations of black-box models. *Journal of Business & Economic Statistics*, 39(1):272–281, 2021.

## Appendix A. Proofs

### A.1. Proof of the inclusion-exclusion principle

We first introduce and prove a formula for the covariance of two interaction contrasts.

**Lemma 7** *For causally independent factors  $W$ , any  $\mathcal{S}'' \subseteq \mathcal{S}' \subset \mathcal{S} \subseteq [K]$ ,  $|\mathcal{S}| - |\mathcal{S}'| = 1$ ,*

$$\text{Cov} (I_{\mathcal{S}''}(W, W'), I_{\mathcal{S}-\mathcal{S}'}(W, W')) = - \left( -\frac{1}{2} \right)^{|\mathcal{S}''|+1} \text{Var} (I_{\mathcal{S}'' \cup (\mathcal{S}-\mathcal{S}')} (W, W')) .$$

**Proof** We first prove for  $\mathcal{S} = \{1, 2\}$ ,  $\mathcal{S}'' = \mathcal{S}' = \{1\}$ . Since  $W'$  is an independent copy of  $W$ ,

$$\begin{aligned} & \text{Cov} (Y(W'_2, W_{-2}) - Y(W), Y(W'_1, W_{-1}) - Y(W)) \\ &= \frac{1}{2} (\text{Cov} (Y(W'_2, W_{-2}) - Y(W), Y(W'_1, W_{-1}) - Y(W)) \\ & \quad + \text{Cov} (Y(W'_{\{1,2\}}, W_{-\{1,2\}}) - Y(W'_1, W_{-1}), Y(W) - Y(W'_1, W_{-1})) \\ &= \frac{1}{2} \text{Cov} (Y(W'_2, W_{-2}) - Y(W) - (Y(W'_{\{1,2\}}, W_{-\{1,2\}}) - Y(W'_1, W_{-1})), \\ & \quad Y(W'_1, W_{-1}) - Y(W)) \\ &= -\frac{1}{2} \text{Cov} (I_{\{1,2\}}(W, W'), Y(W'_1, W_{-1}) - Y(W)) . \end{aligned}$$

Note that by swapping  $W'_2$  and  $W_2$ ,

$$\begin{aligned}
 & \text{Cov}\left(Y(W'_2, W_{-2}) - Y(W) - \left(Y(W'_{\{1,2\}}, W_{-\{1,2\}}) - Y(W'_1, W_{-1})\right), \right. \\
 & \quad \left. Y(W'_1, W_{-1}) - Y(W)\right) \\
 &= -\text{Cov}\left(Y(W'_2, W_{-2}) - Y(W) - \left(Y(W'_{\{1,2\}}, W_{-\{1,2\}}) - Y(W'_1, W_{-1})\right), \right. \\
 & \quad \left. Y(W'_{\{1,2\}}, W_{-\{1,2\}}) - Y(W'_2, W_{-2})\right) \\
 &= -\text{Cov}\left(I_{\{1,2\}}(W, W'), Y(W'_{\{1,2\}}, W_{-\{1,2\}}) - Y(W'_2, W_{-2})\right).
 \end{aligned}$$

Combine the two equations,

$$\begin{aligned}
 & \text{Cov}\left(Y(W'_2, W_{-2}) - Y(W), Y(W'_1, W_{-1}) - Y(W)\right) \\
 &= -\frac{1}{4}\text{Cov}\left(I_{\{1,2\}}(W, W'), Y(W'_2, W_{-2}) - Y(W) - Y(W'_{\{1,2\}}, W_{-\{1,2\}}) - Y(W'_2, W_{-2})\right) \\
 &= -\frac{1}{4}\text{Cov}\left(I_{\{1,2\}}(W, W'), I_{\{1,2\}}(W, W')\right),
 \end{aligned}$$

and we have finished the proof.

Now we provide the proof for general  $\mathcal{S}, \mathcal{S}', \mathcal{S}''$ . The argument is similar to the above simple case. Without loss of generality, we assume  $\mathcal{S} - \mathcal{S}' = \{1\}$ . For any  $\mathcal{T} \subseteq [K]$ , we use  $T_{\mathcal{T}}$  to denote a mapping of a function to another function by swapping  $W_k$  with  $W'_k$  for all  $k \in \mathcal{T}$  (we may drop  $\{\cdot\}$  of a singleton and abbreviate  $T_{\{1\}}$  as  $T_1$ ). For example  $T_{\{1,2\}}(Y(W'_1, W'_2) - Y(W_1, W_2)) = Y(W_1, W_2) - Y(W'_1, W'_2)$ . Then by  $1 \notin \mathcal{S}''$

$$\begin{aligned}
 I_{\mathcal{S}'' \cup \{1\}}(W, W') &= T_1(I_{\mathcal{S}''}(W, W')) - I_{\mathcal{S}''}(W, W'), \\
 T_{\mathcal{T}}(I_{\mathcal{S}''}(W, W')) &= (-1)^{|\mathcal{T}|} I_{\mathcal{S}''}(W, W'), \quad \mathcal{T} \subseteq \mathcal{S}'', \\
 I_{\mathcal{S}''}(W, W') &= (-1)^{|\mathcal{S}''|} \sum_{\mathcal{T} \subseteq \mathcal{S}''} (-1)^{|\mathcal{T}|} T_{\mathcal{T}}(Y(W'_1, W_{-1}) - Y(W)).
 \end{aligned} \tag{10}$$

Since  $W'$  is an independent copy of  $W$ ,

$$\begin{aligned}
 & \text{Cov}\left(I_{\mathcal{S}''}(W, W'), Y(W'_1, W_{-1}) - Y(W)\right) \\
 &= \frac{1}{2}\left(\text{Cov}\left(I_{\mathcal{S}''}(W, W'), Y(W'_1, W_{-1}) - Y(W)\right) + \text{Cov}\left(T_1(I_{\mathcal{S}''}(W, W')), Y(W) - Y(W'_1, W_{-1})\right)\right) \\
 &= -\frac{1}{2}\text{Cov}\left(I_{\mathcal{S}'' \cup \{1\}}(W, W'), Y(W'_1, W_{-1}) - Y(W)\right).
 \end{aligned}$$

By swapping,

$$\begin{aligned}
 & \text{Cov}\left(I_{\mathcal{S}'' \cup \{1\}}(W, W'), Y(W'_1, W_{-1}) - Y(W)\right) \\
 &= \frac{1}{2^{|\mathcal{S}''|}} \sum_{\mathcal{T} \subseteq \mathcal{S}''} \text{Cov}\left((-1)^{|\mathcal{T}|} I_{\mathcal{S}'' \cup \{1\}}(W, W'), T_{\mathcal{T}}(Y(W'_1, W_{-1}) - Y(W))\right) \\
 &= \frac{1}{2^{|\mathcal{S}''|}} \text{Cov}\left(I_{\mathcal{S}'' \cup \{1\}}(W, W'), \sum_{\mathcal{T} \subseteq \mathcal{S}''} (-1)^{|\mathcal{T}|} T_{\mathcal{T}}(Y(W'_1, W_{-1}) - Y(W))\right) \\
 &= \left(-\frac{1}{2}\right)^{|\mathcal{S}''|} \text{Cov}\left(I_{\mathcal{S}'' \cup \{1\}}(W, W'), I_{\mathcal{S}'' \cup \{1\}}(W, W')\right).
 \end{aligned}$$

Combine the two equations and we have finished the proof. ■

We next prove (5) by induction on  $|\mathcal{S}|$ . The base case  $|\mathcal{S}| = 1$  is straightforward by definition. Next, suppose (5) holds for any  $\mathcal{S}$  of cardinality  $K - 1$ . Consider  $\mathcal{S}$  with  $K$  factors, and let  $\mathcal{S}' \subset \mathcal{S}$  where  $|\mathcal{S}'| = |\mathcal{S}| - 1$ , we have

$$\begin{aligned}
& \text{Var}(Y(W) - Y(W'_\mathcal{S}, W_{-\mathcal{S}})) \\
&= \text{Var}((Y(W) - Y(W'_\mathcal{S}', W_{-\mathcal{S}'}))) + \text{Var}(Y(W'_\mathcal{S}', W_{-\mathcal{S}'}) - Y(W'_\mathcal{S}, W_{-\mathcal{S}})) \\
&\quad + 2 \cdot \text{Cov}(Y(W) - Y(W'_\mathcal{S}', W_{-\mathcal{S}'}), Y(W'_\mathcal{S}', W_{-\mathcal{S}'}) - Y(W'_\mathcal{S}, W_{-\mathcal{S}})) \\
&= \sum_{\emptyset \neq \mathcal{S}'' \subseteq \mathcal{S}'} \left(-\frac{1}{2}\right)^{|\mathcal{S}''|-1} \text{Var}(I_{\mathcal{S}''}(W, W')) \quad (\text{Induction hypothesis}) \\
&\quad + \text{Var}(I_{\mathcal{S} \setminus \mathcal{S}'}(W, W')) + 2 \cdot \text{Cov}\left(\sum_{\emptyset \neq \mathcal{S}'' \subseteq \mathcal{S}'} I_{\mathcal{S}''}(W, W'), I_{\mathcal{S} - \mathcal{S}'}(W, W')\right). \\
&\hspace{15em} (\text{Anchored decomposition})
\end{aligned}$$

By using Lemma 7, we obtain

$$\begin{aligned}
& \text{Var}(Y(W) - Y(W'_\mathcal{S}, W_{-\mathcal{S}})) \\
&= \sum_{\emptyset \neq \mathcal{S}'' \subseteq \mathcal{S}'} \left(-\frac{1}{2}\right)^{|\mathcal{S}''|-1} \text{Var}(I_{\mathcal{S}''}(W, W')) \\
&\quad + \text{Var}(I_{\mathcal{S} - \mathcal{S}'}(W, W')) + \sum_{\mathcal{S} - \mathcal{S}' \subset \mathcal{S}'' \subseteq \mathcal{S}} \left(-\frac{1}{2}\right)^{|\mathcal{S}''|} \text{Var}(I_{\mathcal{S}''}(W, W')) \\
&= \sum_{\emptyset \neq \mathcal{S}'' \subseteq \mathcal{S}} \left(-\frac{1}{2}\right)^{|\mathcal{S}''|-1} \text{Var}(I_{\mathcal{S}''}(W, W')).
\end{aligned}$$

This completes our proof of (5). Equation (6) then follows from (5).

## A.2. Proof of Theorem 3

We have already proved the inclusion-exclusion principle (5) in Appendix A.1. The main thing left to show is that all basic elements of  $\mathcal{E}(W)$  have non-negative explainability (corresponding to a single binary vector of length  $K$  using the isomorphism in Theorem 2), that is,

$$\xi((\wedge_{k \in \mathcal{S}} W_k) \wedge (\wedge_{k \notin \mathcal{S}} \neg W_k)) \geq 0 \quad (11)$$

for all  $\mathcal{S} \subseteq [K]$ . We next prove this by induction on  $K$ . The  $K = 1$  case is trivial. Now we assume the inductive hypothesis is true for  $K - 1$ . Since  $\wedge_{k \notin \mathcal{S}} \neg W_k = \neg(\vee_{k \notin \mathcal{S}} W_k)$ , we can view  $(\vee_{k \notin \mathcal{S}} W_k)$  as one “large” factor and apply the inductive hypothesis. It is left to show (11) for  $\mathcal{S} = [K - 1]$ .

In fact, by the additivity of  $\xi$ ,

$$\begin{aligned}
\xi((\wedge_{k \in \mathcal{S}} W_k) \wedge \neg W_K) &= \xi(\wedge_{k \in \mathcal{S}} W_k) - \xi(\wedge_{k \in \mathcal{S} \cup \{K\}} W_k) \\
&= \frac{1}{2^{|\mathcal{S}|}} \text{Var}(I_{\mathcal{S}}(W, W')) - \frac{1}{2^{|\mathcal{S}|+1}} \text{Var}(I_{\mathcal{S} \cup \{K\}}(W, W')).
\end{aligned} \quad (12)$$

By equation (10),

$$\begin{aligned}
 & \text{Var}(I_{S \cup \{K\}}(W, W')) \\
 &= \text{Var}(I_S(W, W')) + \text{Var}(T_K(I_S(W, W'))) - 2\text{Cov}(T_K(I_S(W, W')), I_S(W, W')) \\
 &= 2\text{Var}(I_S(W, W')) - 2\underbrace{\mathbb{E}[T_K(I_S(W, W'))I_S(W, W')]}_{:= (a)}, \tag{13}
 \end{aligned}$$

where we use  $\mathbb{E}[I_S(W, W')] = 0$  in the last equation. For term (a),

$$\begin{aligned}
 (a) &= \mathbb{E} [\mathbb{E}[T_K(I_S(W, W'))I_S(W, W') \mid W_{-K}, W'_{-K}]] \\
 &= \mathbb{E} [\mathbb{E}[T_K(I_S(W, W')) \mid W_{-K}, W'_{-K}] \cdot \mathbb{E}[I_S(W, W') \mid W_{-K}, W'_{-K}]] \\
 &= \mathbb{E} [\mathbb{E}^2[I_S(W, W') \mid W_{-K}, W'_{-K}]] \\
 &\geq 0,
 \end{aligned}$$

where the second equality follows from  $(W_K \perp\!\!\!\perp W'_K \mid W_{-K}, W'_{-K})$ . This combined with (13) establish (11).

Finally, the probability measure  $\xi$  obtained by adding explainability of the basic elements of  $\mathcal{E}(W)$  is unique determined by the total explainability, because the total explainabilities determines all interaction explainabilities via (6), which then determines the explainability of the basic elements of  $\mathcal{E}(W)$  by (12).