

A Deep Dive Into Large Language Model Code Generation Mistakes: What and Why?

QiHong Chen, Jiawei Li, Jiecheng Deng, Jiachen Yu, Justin Tian Jin Chen, Iftekhar Ahmed

Abstract—Recent advancements in Large Language Models (LLMs) have led to their widespread application in automated code generation. However, these models can still generate defective code that deviates from the specification. Previous research has mainly focused on the mistakes in LLM-generated standalone functions, overlooking real-world software development situations where the successful generation of the code requires software contexts such as external dependencies. In this paper, we considered both of these code generation situations and identified a range of *non-syntactic mistakes* arising from LLMs’ misunderstandings of coding question specifications. Seven categories of non-syntactic mistakes were identified through extensive manual analyses, four of which were missed by previous works. To better understand these mistakes, we proposed six reasons behind these mistakes from various perspectives. Moreover, we explored the effectiveness of LLMs in detecting mistakes and their reasons. Our evaluation demonstrated that GPT-4 with the ReAct prompting technique can achieve an F1 score of up to 0.65 when identifying reasons for LLM’s mistakes, such as misleading function signatures. We believe that these findings offer valuable insights into enhancing the quality of LLM-generated code.

Index Terms—Large language models, code generation, empirical study.

I. INTRODUCTION

Recent advancements in Large Language Models (LLMs) have garnered significant attention from both industry and academia, leading to a surge in LLM-based applications and research publications [5], [17], [30], [72], [76]. These models have been trained with large data corpora that contain natural language texts and source code, showing high competency in following human instructions in a wide range of downstream tasks [18], [22], [25]. Thus, developers have begun integrating LLMs into their daily coding tasks in various stages of software development [8], [22], [25], [66]. Code generation techniques aim to automate these coding tasks by using LLMs to generate source code given a natural language requirement (i.e., a coding question) [15], [43],

[52], [77]. These techniques heavily rely on the learned knowledge and coding ability of the LLMs.

While LLMs accumulated vast knowledge, research indicates that they can produce factually incorrect outputs, known as hallucinations [12], [45]. These hallucinations pose a significant threat to the reliability of LLMs, causing serious real-world consequences [9], [44], [58]. For example, an AI tool incorrectly suggested that it is legal for an employer to fire a worker for complaining about sexual harassment, not disclosing a pregnancy, or refusing to cut their dreadlocks. In the software industry, these misleading suggestions can potentially lead to major legal repercussions for the company [16]. Moreover, LLMs could recommend nonexistent third-party libraries to software developers, contributing to the distribution of malicious software [67]. Therefore, uncovering and understanding the mistakes in LLM responses and their root causes has become urgent.

In recent years, the Software Engineering (SE) community has started investigating the mistakes in LLM-generated code and their causes. For example, Fan et al. [17] identified four categories of syntactic mistakes in LLM-generated code, while Song et al. [62] found seven categories of syntactic and non-syntactic mistakes. However, these studies only analyzed the mistakes in the standalone functions (i.e., functions that only require built-in/standard libraries) generated by the LLMs using datasets such as HumanEval [28], MBPP [51]. Only focusing on the analysis of the mistakes in such functions would miss those in the production code from real-world software development. Therefore, the findings have limited applicability to production code generation, which entails various types of software contexts (i.e., dependency information). Moreover, none of the existing works has systematically investigated the reasons behind the mistakes in LLM-generated code, which can be crucial for an in-depth understanding of these mistakes.

In this study, we aim to identify and explain non-syntactic mistakes in LLM-generated code that arise from LLMs’ misunderstanding of the coding question. To the best of our knowledge, our work is the first to investigate LLMs’ non-syntactic mistakes and their underlying causes in both standalone function and production-level function generation. We focused on non-syntactic

QiHong Chen (Corresponding author), Jiawei Li, Jiachen Yu, Justin Tian Jin Chen, and Iftekhar Ahmed are with the Donald Bren School of Information and Computer Sciences, University of California Irvine, Irvine, CA, USA. Jiecheng Deng is with the University of California Riverside, Riverside, CA, USA.

mistakes over syntactic ones to highlight potential flaws in the LLMs' coding abilities and knowledge application, offering more valuable insights than previous works. Specifically, we first identified the non-syntactic mistakes from the LLM-generated code and then categorized them. Next, we systematically analyzed the reasons behind these mistakes. Additionally, we developed a benchmark of 216 coding questions that LLMs could not solve and experimented with various LLM-based approaches to automatically identify the mistakes and their reasons. Overall, our experiments aimed to address the following research questions:

- RQ1: What mistakes do LLMs make in the code generation task?
- RQ2: Can LLMs detect the mistakes in the generated code?
- RQ3: What are the underlying reasons for the LLM's mistakes in the code generation task?
- RQ4: How effectively can LLMs identify the reasons for mistakes in the code generation task?

Specifically, this paper makes the following contributions:

- 1) A derived list of LLMs' mistakes in the code generation task.
- 2) A derived list of reasons behind LLMs' mistakes in the code generation task.
- 3) An empirical investigation on LLM's ability to critique its generated code.
- 4) An empirical investigation on LLM's ability to identify the reasons for their mistakes in the code generation task.
- 5) A benchmark of 216 coding questions that LLMs could not solve correctly, along with the reasons.

II. RELATED WORKS

A. Large Language Models for Code Generation

LLMs have been trained on large data corpora of source code and natural language texts, acquiring considerable knowledge and state-of-the-art reasoning abilities [1], [7]. Thus, recent code generation approaches have started utilizing prompting techniques where a prompt that contains a coding question, input-output demonstration, and other necessary information is input into a LLM to generate code [27], [41], [78], [79]. These approaches achieved state-of-the-art performance. In this study, we also prompted LLMs to generate source code methods given the coding question specifications. Based on the generated code quality, we analyzed the non-syntactic mistakes of the LLM-generated code, aiming to provide insights for researchers and practitioners to improve the generated code quality further.

B. Identifying Large Language Model's mistakes

Researchers have adopted sound verifiers [63] to assess the correctness of LLM responses and explain mistakes based on strict rules or test cases. However, these verifiers must be designed for each task, requiring laborious manual efforts. In recent years, researchers have prompted LLMs to identify their own mistakes, such as self-critique [48] and self-refine [50] in deductive reasoning tasks. However, code generation differs significantly from these NLP tasks and requires an understanding of both natural language and source code. To identify mistakes in LLM-generated code, Fan et al. [17] investigated LLM mistakes in code generation by comparing incorrect LLM code with correct code generated using Automated Program Repair (APR). Song et al. [62] discovered a variety of syntactic and semantic mistakes in LLM-generated code. However, these existing works only considered standalone function generation, leaving the code generation that entails software contexts unexplored. In addition, the underlying reasons for these mistakes have not been investigated. Our study aims to provide a more comprehensive view of LLMs' mistakes in code generation tasks and the reasons behind these mistakes.

C. Why LLMs Make Mistakes

Several studies have attempted to reveal the potential reasons for LLMs' mistakes in their generated output. For example, Chen et al. [11] found that the performance of the LLMs is sensitive to premise ordering in deductive reasoning tasks. Jesse et al. [32] demonstrated that LLMs can generate Simple and Stupid Bugs (SStuBs) in code generation due to quality issues in their training dataset. Also, attention patterns of LLMs have been studied to explain code generation mistakes [38]. In addition, Mu et al. [52] reported that some LLMs' mistakes in code generation arise from unclear requirements and proposed ClarifyGPT to prompt the LLM to ask clarifying questions to resolve the misunderstandings. In this study, we take the first step to comprehensively analyze the reasons for the non-syntactic mistakes in LLM-generated source code of both standalone and production-level functions. To do so, we investigated the reasons from all those aspects considered in previous works rather than from only a single perspective. Also, we conducted experiments to prove that the identified reasons were the ones that caused those non-syntactic mistakes in the LLM-generated code.

III. EXPERIMENTAL SETUP

In this section, we first provide the background on the *non-syntactic mistakes* made by LLMs during code generation. Then, we explain the dataset and models used in this study.

TABLE I: Details of Datasets

Dataset	Dataset Size	Average Test Case Count	Python Questions Count	Java Questions Count
HumanEval-X	328	8	164	164
CoderEval	169	6	85	84

A. Background

We define a *non-syntactic mistake* in LLM-generated code as those mistakes that do not cause the code to have compile-time or run-time errors but lead to incorrect outputs (i.e., ones that do not align with the expected outputs based on the coding question specification and test case expected output) given the valid inputs, while a *syntactic mistake* refers to the code containing syntactic errors that cause compile-time or run-time errors.

In this study, we focus on the non-syntactic mistakes in LLM-generated code. The reasons are as follows: researchers have shown that [49], as LLMs become larger with an increasing amount of training data, they make far fewer syntactic mistakes than non-syntactic mistakes [61]. Moreover, compared to syntactic mistakes that can be detected easily by compiling and executing the code, non-syntactic mistakes are far more difficult to detect as they do not produce warning or compile/run-time errors but potentially unexpected outputs.

B. Code Generation Datasets

To collect LLM-generated code, we selected two widely adopted code generation datasets: HumanEval-X [77] and CoderEval [75]. HumanEval-X is a multilingual extension of the HumanEval dataset [10] designed for code generation tasks involving standalone functions using only built-in or standard libraries. CoderEval, derived from real-world open-source projects, includes code generation problems that require varying granularity levels and context dependencies, such as file, project, and third-party APIs [75]. Both datasets provide human-crafted solutions and test cases. We focused on Python and Java due to their extensive use in industry and open source projects [65]. The dataset statistics are presented in Table I.

C. Model Selection

Two state-of-the-art LLMs are selected in this study, namely GPT-4-0125-preview (GPT-4) [1] from OpenAI and Gemini Pro 1.0 (Gemini) [64] from Google. GPT-4 has demonstrated cutting-edge performance on widely-adopted code generation benchmarks [28], [51]. It even outperforms the LLMs pre-trained or fine-tuned on source code, such as StarCoder [46] and DeepSeek-Coder [24]. On the other hand, we include Gemini to enhance the generalizability of our findings, which shows significantly worse performance in the task of code generation than GPT-4 [28], [51].

D. Data Preparation

Our data preparation involves generating source code with selected LLMs and collecting incorrect code that does not pass all associated test cases for non-syntactic mistake analysis. Given that both GPT-4 and Gemini excel in code generation when simply prompted without additional training [24], [41], we prompted these models using task instructions, coding question specifications, function signatures, and demonstration input-output pairs from selected datasets. Our prompt is shown in Listing 1. We set the LLMs' temperatures to 0 for the most deterministic outputs [55].

Listing 1: Code Generation Prompt (problem prompt includes coding question, function signature, etc)

The following code template contains an unimplemented function that you need to fill in with your solution code: { problem_prompt }

After generating the code, we executed all test cases relevant to the coding question from the selected code generation datasets (Section III-B). A method was deemed *incorrect* if it failed to pass all test cases. Since we focus on non-syntactic mistakes in this study, we discarded methods that could not be successfully compiled or executed (i.e., they contain syntactic mistakes). For the incorrect methods that were successfully compiled and executed with an unexpected output, we collected their runtime data, such as the actual output of LLM-generated code and test failure information, for further analysis.

We posit that LLM-generated code may differ from the ground truth in terms of the applied algorithms and data structures. This is reflected by the low Jaccard similarity in our datasets (0.26-0.62) [42] between the LLM-generated code and the ground truth. Discarding all incorrect and divergent codes would exclude a substantial portion of samples from our dataset, reducing the effectiveness and comprehensiveness of our analysis.

To address this, we leveraged Automated Program Repair (APR) techniques [40], [71] to correct the generated code. APR makes small adjustments to the incorrect code rather than completely changing the algorithm, ensuring the solution aligns more closely with the original algorithmic approach. This method allows us to compare LLM-generated code with APR-fixed code, facilitating a more accurate analysis of the LLM's mistakes.

We start by obtaining the correct counterparts for the incorrect LLM-generated code using CHATREPAIR [71], a state-of-the-art APR technique. CHATREPAIR fixes code through a conversational process, iteratively interacting with LLMs based on error messages and test failure information. Each fix attempt involves multiple interactions between the LLM and the error

messages/test failure information. The total number of trials and iterations per trial can be adjusted as hyperparameters. We used the default values for most hyperparameters, as specified by Xia et al. [71]. If CHATREPAIR failed to correct the code within 30 trials, we excluded those cases from our analysis.

To assess whether the APR-repaired code maintained the original algorithmic approach of the incorrect code, we measured the Jaccard similarity between the APR-repaired code and the incorrect code for coding questions in the HumanEval-X dataset. We found a high similarity (0.72-0.88) [42], [70], indicating that the APR repairs closely followed the original approach. However, CHATREPAIR showed limited effectiveness on code with complex software contexts, such as external dependencies from the CoderEval dataset (only 12% of methods were successfully fixed by CHATREPAIR).

To investigate the reasons for this poor performance, we manually inspected the incorrect LLM-generated code, the ground truth solution from the CoderEval dataset, and the CHATREPAIR-fixed code. We noticed that the successful fix of the incorrect LLM-generated code requires extensive repository-specific contexts. For instance, a successful fix may require the invocation of certain functions defined in the repository. Since CHATREPAIR does not have access to the repo-level contexts and is not capable of retrieving the contexts relevant to the coding question or the mistakes in the code, it's not able to properly fix these mistakes. Guiding the LLMs to localize the relevant context information to fix an incorrect code is a challenging yet unsolved task [33] and is out of the scope of this work. In our approach to identifying mistakes in incorrect LLM-generated code, we used ground truth as the reference in CoderEval. For each LLM-generated code with non-syntactic mistakes in HumanEval-X, we assessed Jaccard similarities: if the APR-fixed code showed a higher Jaccard similarity to the LLM-generated code than the ground truth, we used the APR-fixed code as the reference; otherwise, we used the ground truth.

IV. RQ1: WHAT MISTAKES DO LLMs MAKE IN THE CODE GENERATION TASK?

In this section, we detail the methodology and results for addressing RQ1.

A. Methodology to Answer RQ1

Mistake Identification: To identify the mistakes, we followed a two-step process. In the first step, each author independently reviewed the incorrect LLM-generated code and its correct version to identify non-syntactic mistakes. Specifically, each author manually examined the lines of code that differed between the correct and

incorrect versions to pinpoint missing or incorrectly implemented functionalities. In addition, we analyzed test case failures and traced variable values during test case execution for both versions to understand the code's behavior. However, each incorrect LLM-generated code could contain multiple mistakes, and each reviewer's individual inspection might not cover all of them. To resolve this issue, the four authors, each with at least five years of Python and Java programming experience, met to discuss the mistakes in each incorrect LLM-generated code in the second step. Specifically, for every incorrect LLM-generated code, each author presented their identified mistakes, and all authors discussed the validity of the mistake. We showed that the mistakes were valid by manually proposing a test case to detect them. At the end of this process, we obtained a list of mistakes for each incorrect LLM-generated code.

Mistake Category Identification: After identifying the mistakes in the LLM-generated code, all four authors conducted open coding [35] with the negotiated agreement [26] to categorize the identified mistakes. To do so, all authors first independently categorized the mistakes based on the adopted algorithms, data structures, operators, and API calls. Algorithms reflected the LLMs' reasoning and problem-solving logic, while operators, data structures, and API calls indicated programming skills and potential misunderstandings of coding question specifications. Next, all four authors met to discuss the categorization of each non-syntactic mistake. For each mistake, all authors independently presented their identified categories, and then the group discussed these categories based on key elements such as algorithms, data structures, operators, and API calls to reach a consensus. For disagreements after the discussions, a fifth author was consulted. Once an agreement was reached for all the incorrect codes, we examined each category to merge those semantically similar ones. If a consensus regarding the merging was not reached, the fifth author joined the discussion, listened to the arguments from both sides, and made the final decision. Finally, after grouping mistakes into different categories, we refined the category names to make them more informative.

B. Answer to RQ1: Non-Syntactic Mistake Categories and Analysis

In this section, we present the mistake categories that we identified in this study. We first present categories that have also been identified by previous works:

Conditional Error (CE) This mistake category is associated with conditional statements. Specifically, LLMs omit or misinterpret the necessary conditions described in the coding question, resulting in either flawed logic or missing branches. An example is shown in Figure 1. The coding question specification states that the generated

```
def is_sorted(lst):
    """ Given a list of numbers, return whether or not
    they are sorted in ascending order. If list has more
    than 1 duplicate of the same number, return False.
    Assume no negative numbers and only integers. """
```

```
def is_sorted(lst):
    if len(lst) != len(set(lst)):
        return False
    return lst == sorted(lst)
```

Fig. 1: Conditional Error Example

```
def string_xor(a: str, b: str) -> str:
    """
    Input are two strings a and b consisting only of 1s and 0s.
    Perform binary XOR on these inputs and return result also as a string.
    >>> string_xor('010', '110') '100'
    """
```

```
def string_xor(a: str, b: str) -> str:
    result = ""
    carry = 0
    i = len(a) - 1
    j = len(b) - 1
    while i >= 0 or j >= 0 or carry:
        if i >= 0:
            carry += int(a[i])
            i -= 1
        if j >= 0:
            carry += int(b[j])
            j -= 1
        result = str(carry % 2) + result
        carry //= 2
    return result
```

Fig. 2: Garbage Code Example

Given two lists operator, and operand. The first list has basic algebra operations, and the second list is a list of integers. Use the two given lists to build the algebraic expression and return the evaluation of this expression.

```
def do_algebra(operator, operand):
    result = operand[0]
    for i in range(len(operator)):
        if operator[i] == '+':
            result += operand[i+1]
        elif operator[i] == '-':
            result -= operand[i+1]
        elif operator[i] == '*':
            result *= operand[i+1]
        elif operator[i] == '/':
            result /= operand[i+1]
        elif operator[i] == '**':
            result **= operand[i+1]
    return result
```

Fig. 3: Misorder of Operations on Objects/Variables Example

```
class Solution {
    public List<String> listSort(List<String> lst) {
        List<String> evenLengthString = lst.stream().filter(s ->
            s.length() % 2 == 0).toList();

        evenLengthString.sort(Comparator.comparingInt(String::length));

        return evenLengthString;
    }
}
```

Fig. 4: Misuse of Library API Example

```
def fib4(n: int):
    """
    The Fib4 number sequence is a sequence similar to the
    Fibonacci sequence that's defined as follows:
```

```
fib4(0) -> 0, fib4(1) -> 0, fib4(2) -> 2, fib4(3) -> 0
fib4(n) -> fib4(n-1) + fib4(n-2) + fib4(n-3) + fib4(n-4).
```

Please write a function to efficiently compute the n-th element of the fib4 number sequence. Do not use recursion.

```
def fib4(n: int):
    if n < 0:
        raise ValueError("n must be a non-negative integer")

    fib_sequence = [0, 0, 2, 0]

    for i in range(4, n + 1):
        fib_sequence.append(sum(fib_sequence[i - 1:i - 4:-1]))

    return fib_sequence[n]
```

Fig. 5: Index Off Mistake Example

code should return false when the list has more than one duplicate of the same number. This means that the solution code should return false when the list contains at least three identical numbers. However, the LLMs mistakenly interpreted as returning false if there were at least two same numbers in the list (i.e., the LLM-generated code uses the if condition `len(lst) != len(set(lst))`). A similar category has also been found by Song et al. [62].

Garbage Code (GC) This mistake occurs when the LLMs fail to fully comprehend or lack a clear approach to solving the coding question. This may result from the complexity of the coding question specification or limitations in the LLM's capabilities. As a result, the generated code is disconnected from the correct approach, demonstrating a lack of alignment with the intended solution. This mistake leads to outputs that are logically off-track and not suitable for addressing the coding question. An example of garbage code is shown in Figure 2. The coding question specification specifies that the LLM should generate code to perform a binary XOR operation. However, the incorrect code generated by the LLM deviates from this requirement, as it appears to implement the addition operation instead. Based on this observation, we classify this LLM-generated code as garbage code due to its fundamental misalignment with the specified task. A similar category has also been found by Song et al. [62].

Mathematical Formula and Logic Errors (MFLE) This mistake occurs when the LLMs incorrectly apply mathematical formulas or logical operations while attempting to solve a problem. It may involve using

the wrong formula, misunderstanding how to perform mathematical calculations, or applying flawed logic. For example, the LLM might calculate an average of two numbers n and m using the incorrect formula $(n+m+1)/2$ instead of the correct formula $(n+m)/2$. Such errors can lead to inaccurate results and deviations from the correct solution. A similar category has also been found by Song et al. [62].

In this study, we identified several mistake categories not covered by past works such as Song et al. [62]. This is because our analysis additionally included code from CoderEval, which encompasses real-world software development tasks from open-source projects. Below, we provide definitions and examples of these additional non-syntactic mistake categories:

Minor Output Formatting Errors (MOFE) This mistake occurs when the generated code’s output slightly deviates from the specified requirements in terms of data type or format. For instance, if a coding question asks to remove a root path from a full path (i.e., `/home/user/test`) and the LLM-generated code correctly removes the root path but includes additional `'` character (e.g., returning `/test` instead of `test`), it would be classified as MOFE. **Misorder of Operations on Objects/Variables (MOOV)** This mistake describes the incorrect ordering of the operations on code objects, resulting in unexpected behaviors and final outcomes. As shown in Figure 3, the LLM neglected the proper order of math operations (e.g., multiplication and division before addition and subtraction) when being asked to evaluate a math formula, leading to an incorrect final outcome. **Misuse of Library API (MLA)** This mistake refers to incorrect usage of functions from third-party or built-in libraries. For example, as shown in Figure 4, an LLM incorrectly uses a `stream` call and then attempts to convert it to a list object (in red). The `stream` call returns a non-mutable type, so the subsequent `toList` function call fails, highlighting the LLM’s misuse of the `toList` method on the `stream`’s return object.

Index Off Mistake (IOM) This mistake arises when the generated code performs an incorrect index calculation, leading to the wrong index. One example of IOM is illustrated in Figure 5. The `fib4` sequence for a given input n is defined as the sum of all values from `fib4(0)` to `fib4(n-1)`. The LLM attempted to solve this problem by building the `fib4` sequence and storing the results in a list, `fib_sequence`. However, the issue lies in the indexing operation: `fib_sequence[i-1:i-4:-1]`. This code line attempts to include elements from `i-1` to `i-3` in reverse order. While this might seem correct at first glance, it violates the definition of the `fib4` sequence. For instance, when calculating `fib4(6)`, the code should sum elements from `fib4(0)` to `fib4(5)`. Instead, the LLM’s indexing only includes elements from index 3 to index

TABLE II: The Frequencies of Non-syntactic Mistake Categories (grey cells represent the newly identified categories)

Mistake Category	HumanEval-X				CoderEval			
	GPT-4		Gemini		GPT-4		Gemini	
	Python	Java	Python	Java	Python	Java	Python	Java
CE	10	14	25	15	5	8	9	19
GC	16	11	36	26	10	5	6	5
MFLE	3	6	4	0	1	0	1	1
MOFE	1	1	3	2	13	3	14	2
MOOV	1	0	2	2	1	0	1	0
MLA	1	1	2	0	2	2	5	3
IOM	0	2	3	2	0	0	0	0
Total	32	35	75	47	32	18	36	30

5, thus excluding necessary values (i.e., `fib4(3)`, `fib4(2)`, `fib4(1)`, `fib4(0)`). Consequently, this incorrect indexing operation results in a non-syntactic mistake.

C. Prevalence of Non-syntactic Mistake Categories

We present the number of coding questions whose generated code shows mistakes that fall into each mistake category in Table II. More LLM-generated code for HumanEval-X exhibited Conditional Errors (CE) and Garbage Code (GC) compared to CoderEval. This discrepancy may arise because HumanEval-X’s coding questions are often more algorithmically complex [77], whereas CoderEval questions, while less challenging algorithmically, may involve detailed input/output processing to integrate with other project components [75]. This could explain why CoderEval code more frequently encountered Minor Output Formatting Errors (MOFE) compared to HumanEval-X. CE and GC are prevalent mistakes in both GPT-4 and Gemini’s generated code. However, GPT-4 exhibits a lower frequency of these errors compared to Gemini, suggesting superior reasoning abilities and a higher overall performance than Gemini.

V. RQ2: CAN LLMs DETECT THE MISTAKES IN THE GENERATED CODE?

In this section, we describe the methodology and results of RQ2.

A. Methodology to Answer RQ2

In the first research question, we manually studied the mistakes in LLM-generated code, offering a detailed understanding of where these LLMs fall short. However, while this manual analysis provides valuable insights, it is not scalable for real-world applications where LLM-generated codes are prevalent. This brings us to the second research question: Do LLMs have the ability to detect their mistakes in the generated code? To achieve that, we utilized GPT-4 to automatically identify the mistakes. Our rationale for selecting GPT-4 lies in its widespread adoption by researchers [48]

for critiquing the LLM-generated responses to various reasoning-intensive tasks such as map coloring [4].

We provided GPT-4 with the incorrect code, the correct code, and test failure information, instructing it to identify potential non-syntactic mistakes (the prompt is included in our replication package [20]). We provided GPT-4 with the ground truth solution or APR-fixed code (whichever has higher Jaccard similarity with the incorrect LLM-generated code)—an ideal reference not typically available—to evaluate whether LLMs can identify mistakes when given every possible advantage. By maximizing its available information, we aim to observe the model’s critique capability under optimal conditions. We then manually reviewed GPT-4’s responses and compared them to the mistakes identified in RQ1 (Section IV). For responses that did not align with the pre-determined mistakes, we verified them using a procedure similar to that in Section IV. To evaluate GPT-4’s performance in identifying non-syntactic mistakes, we measured precision and Coverage Rate (CR). Precision was calculated based on true positives (actual mistakes reported by the LLM) and false positives (hallucinated mistakes). The coverage rate (CR) is defined as:

$$CR = \frac{\# \text{ Identified True Mistakes}}{\# \text{ Total Mistakes}} \quad (1)$$

where Identified True Mistakes represent the actual mistakes reported by LLM, while Total Mistakes are true mistakes identified by either humans or LLM.

B. Answer to RQ2: Performance in Mistake Identification

Overall, GPT-4 demonstrates comparable performance to humans on the HumanEval-X dataset, with a precision of 0.86 and a Coverage Rate (CR) of 0.87, compared to humans’ precision of 1 and CR of 0.95. Notably, GPT-4 can identify some non-syntactic mistakes that humans missed, as evidenced by the CR of 0.95 for humans. However, GPT-4’s performance on the CoderEval dataset is limited, with a precision of 0.53 and a CR of 0.71, whereas humans achieve a precision of 1 and a Coverage Rate (CR) of 0.98.

VI. RQ3: WHAT ARE THE UNDERLYING REASONS FOR THE LLM’S MISTAKES IN THE CODE GENERATION TASK?

In RQ1 and RQ2, we explored the non-syntactic mistakes in LLM-generated codes and the ability to detect these mistakes by a state-of-the-art LLM, GPT-4. To have a comprehensive understanding of these mistakes and provide insights for future research to build LLMs in generating high-quality source code or propose effective strategies to mitigate these mistakes, an in-depth understanding of the underlying reasons is needed.

In this section, we seek to identify the reasons behind the non-syntactic mistakes identified in Section IV.

A. Methodology to Answer RQ3

1) *Reason Identification*: We hypothesize that non-syntactic mistakes can stem from various factors. One group of factors relates to the presentation of coding questions, including the *i) Phrasing used in the prompt*, *ii) Presentation structure*, and *iii) Input-output pair demonstration quality*, due to their proven effect on LLM understanding [11], [21]. Another factor involves the LLMs’ *iv) Training process*, as previous works have shown its significant impact on machine learning [32].

To identify the underlying reasons for each mistake, we employed the open coding process [35] combined with a negotiated agreement approach [26]. Specifically, the four authors independently reviewed the incorrect LLM-generated code, the correct reference code, the coding question specification, and the identified non-syntactic mistakes from RQ1 (Section IV) to determine the underlying reason for each mistake. After this independent review, the four authors met as a group to discuss the validity of each proposed reason, focusing on whether the reason adequately explained the LLM’s incorrect output. Each author presented their identified reason, and the group collectively worked to reach a consensus on its validity. In cases where the authors could not reach a consensus at this stage, a fifth author was invited to review the differing perspectives and make a final decision. Once the validity of a reason was established, the group proceeded to determine whether this reason represented a new type or could be merged with an existing one. If the authors were unable to reach an agreement during this stage, the fifth author again joined the discussion, carefully considering the arguments from both sides before making a final decision. Finally, we generated the code with modified prompt phrasing, presentation structure, and input-output demonstration based on the identified reasons. The test cases were then executed on the newly generated code to verify its correctness. If the newly generated code could pass all test cases, the identified reason was considered validated. We detail the steps below.

i) Phrasing used in the prompt: LLM’s understanding of the coding question specifications heavily contributes to its generated code quality. One important factor that affects LLM’s understanding is the phrasing used in the coding question specification. Here, we focused on the word choice of those phrases that would confuse LLM’s understanding. To identify mistakes introduced due to the *phrasing used in the prompt*, all authors independently reviewed the referenced correct code, the specifications of the coding questions, the explanation

of the demonstration example (if available), the identifiers of the functions and parameters in the function signature. Through negotiated agreement [26], the authors reached a consensus about the *requirements of the coding question*. Next, the authors followed the same steps to understand *what the LLM did when it made the mistake*. They independently reviewed the incorrect LLM-generated code and, through negotiated agreement [26], reached a consensus.

Then, as a group, the authors discussed the identified *requirement of the coding question* and *what the LLM actually did when it made the mistake* for each mistake. They hypothesized which *phrasing used in the prompt* may have caused the mismatch. Once the list of candidate phrases was saturated (no more probable phrasings were identified), they generated paraphrases for the sentences containing these phrases using GPT-4. GPT-4 was explicitly instructed to preserve the semantics of the sentences while generating paraphrases. GPT-4 was leveraged for this purpose due to its superior performance in Natural Text Understanding [34]. The temperature was set to 0.5 to generate diverse variations while controlling the randomness of the LLM’s generation, balancing conservatism and creativity. All authors reviewed both the original and modified versions to ensure that the generated paraphrased sentences did not change the semantic meaning. If the majority of the authors disagreed that the updated version retained the same semantic meaning for a coding question, we excluded it from our analysis.

ii) Presentation structure: Besides variations in word choice, LLMs often overlook parts of the specification when the coding question is long [47], leading to incorrect LLM-generated code that fails to implement the overlooked specifications. Since LLMs are based on the transformer architecture, where attention mechanisms indicate the model’s focus during problem-solving, LLMs overlooking certain contents can be attributed to insufficient attention allocation. To address this issue, it is crucial to enhance the LLM’s attention towards the overlooked sections of the specification. We hypothesized that the position of information within the input affects the LLM’s attention distribution. Therefore, we proposed that repositioning the relevant information while preserving its semantic meaning may prompt the LLM to allocate more attention, thereby improving the quality of the generated code. It is important to note that the *presentation structure* emphasizes the position of the overlooked specification in the prompt, whereas the *phrasing used in the prompt* centers on the specific wording of the specification.

In specific, we followed a similar approach. Each author individually compared the LLM-generated code with the referenced correct code to identify any missing

functionality. Each author located the position of the missing mention of functionality within the coding question specification. Through negotiated agreement [26], the authors reached a consensus on the *missing mention of a functionality*. To investigate whether the position could cause the LLM to miss the functionality, we altered the position of the missing functionality description in the coding question specification. Specifically, we moved the description of the missing functionality to a before and after location in the coding question (see Figure 6 as an example). To ensure this adjustment did not change the meaning of the coding question, all authors read and compared the descriptions before and after the change. If the meaning was altered, we added the phrase “note that” in the original description next to the missing functionality to prompt the LLM to pay more attention to it.

After altering the position of the missing functionality or modifying the wording in the specification of the code question, we prompted the LLM to generate a new method using the setting described in Section III-D. Then, we ran all test cases on the newly generated code to see whether the new code passed all test cases. If it did, this would indicate that the non-syntactic mistakes in incorrect code were caused by these factors in the coding question specification.

iii) Input-output pair demonstration quality: Coding questions provide example input-output pairs for the code generation approaches to understand the desired functionality and input-output format. Therefore, LLMs’ mistakes can also be attributed to the quality of those demonstrations, such as how comprehensively the pairs convey the meaning of the desired functionality or cover the corner cases. To check this factor, we first collected all the generated code methods that could pass the demonstrations in the given coding question but failed to pass some test cases with specific inputs. We then traced the intermediate variable values at all locations using program trace [39] and inspected the code logic to understand why the code worked for the demonstration pairs but failed with specific inputs in test cases. Each author individually did this analysis and, through negotiated agreement [26], reached a consensus on the *understanding of the LLM’s reasoning and thinking logic about the given input-output pairs*. Then, all authors as a group compared this thinking logic with the coding question to understand whether LLMs misinterpreted or overfitted the demonstrations.

iv) Training-Induced: We posit that the mistakes in LLM-generated code can stem from model training, such as the quality of the training data corpus and the effectiveness of the model training process (i.e., the design of pre-training objectives, loss functions, etc.). LLMs would learn frequent patterns in the training data corpus,

which can lead to errors if certain subtle programming language-specific features are not sufficiently captured. These language-specific features include API calls to built-in or third-party libraries. The issue arises when the LLM confuses the functionality of a called method in one language with that of another language. For example, the function call `round(-5.5)` is syntactically correct in both Python and Java. They have similar functionalities and have the same output for most inputs. However, their outputs differ for certain inputs, such as `-5.5` (i.e., `-6` for Python and `-5` for Java). The LLMs might not correctly differentiate between the subtle functional differences, which might be due to issues in their training (i.e., they do not sufficiently learn such nuance, or there are insufficient data samples in the training data for them to learn properly). Consequently, when the LLMs generate code and call this function, they may incorrectly apply the functionality of a different programming language, resulting in a non-syntactic mistake.

We analyzed how LLMs invoked these functions in the generated code by checking the input variable values. We also assessed whether the LLMs handled the output returned by a function call appropriately. The goal was to investigate whether LLMs have learned the knowledge about the usage of the function. Certain built-in functions with the same names across different programming languages can have different functionalities. For example, Python’s `round` function rounds a floating number to the nearest even integer when the number is exactly halfway between two integers. In contrast, in such cases, Java’s `round` function rounds up to the larger integer. We posit that LLMs could be confused by such cases during training, where tokens are textually identical but semantically different. A lack of knowledge about these language intricacies can lead to misuse in implementations. In this study, we focused on built-in functions in Python and Java that share names but have different functionalities. Our goal was to investigate whether LLMs make non-syntactic mistakes due to misusing these functions. We located the lines containing such function calls for each coding question where LLM used one of these built-in calls in its Python and Java implementations. We then examined how LLMs processed the return values of these functions. If LLMs processed the return values of a function call as if it were its counterpart in another language, it would indicate that LLMs did not fully grasp the differences between functions with the same names in different languages.

Point to note, to minimize individual bias in identifying the reasons, we held a collaborative discussion using the negotiated agreement [26] for each of the factors analyzed. Similar to Section IV, we finalized the identified reasons via continuous comparison among the authors until reaching a consensus.

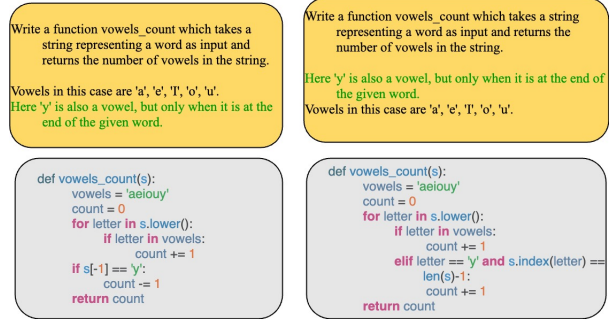


Fig. 6: Positional Sensitivity Example

TABLE III: Frequencies of the Reasons for Non-syntactic Mistakes

Reason	HumanEval-X		CoderEval	
	Gemini	GPT-4	Gemini	GPT-4
MCQS	48	28	34	33
IOD	12	5	16	15
EC	20	5	12	6
MFS	14	1	1	4
PS	10	4	2	2
ITK	15	1	3	1

B. Answer to RQ3: Reasons of Non-syntactic Mistakes

In this section, we report the six reasons we identified after discussions among the authors. Table III shows the number of verified coding questions whose generated code has mistakes that were caused by each reason.

Misleading Coding Question Specification (MCQS) refers to the cases where LLMs are confused by specific phrases used in the coding question specification, which is the most frequent reason across both datasets (Table III). This reason matches our hypothesis of *phrasing used in the prompt* as LLM failed to comprehend the coding question specification due to some used phrases. Ambiguous requirements might have caused this confusion, insufficient explanations of the desired functionality, and vague constraints of input or output [52]. An example is shown in Figure 7, where the LLM was tasked with the coding question specification: “Check if two words have the same characters.” We analyzed the incorrect code generated by the LLM and observed that LLM used two dictionaries to separately count the frequency of characters in each word. This suggested that the LLM interpreted the coding question as checking if the two words are anagrams—that is, whether they contain the same characters with the same frequencies. Recognizing this misinterpretation, we revisited the coding question specification and hypothesized that the confusion arose from the phrase “same characters” as the word “same” might have led the LLM to consider character frequencies. To verify our hypothesis, we prompted the LLM to rephrase the instruction to

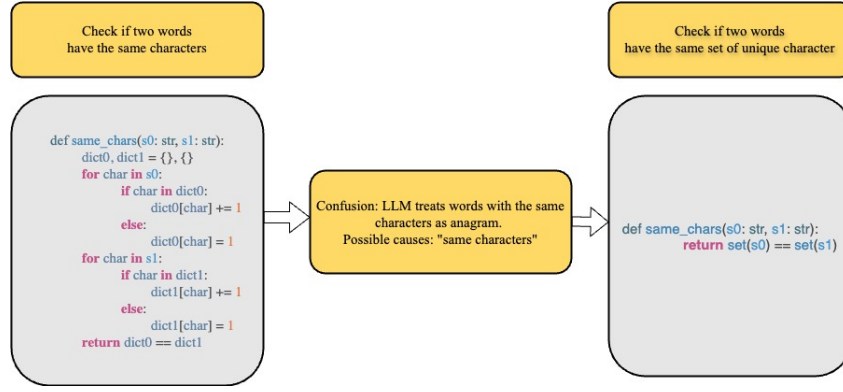


Fig. 7: Misleading Coding Question Specification Example

reduce ambiguity. It generated the phrase “*same set of unique characters*”. We then prompted the LLM to generate a new code on this revised coding question specification: “*Check if two words have the same set of unique characters.*” The newly generated code passed all test cases, confirming our hypothesis about the ambiguity introduced by the phrase “*same characters*”.

Input-output Demonstration Impact (IOD) represents the cases where LLMs generate incorrect code due to the quantity or quality issue of Input-output demonstrations. The rationale is that LLM could learn from the input-output demonstration examples given in the coding question specification. However, the low quality and quantity examples could harm LLM’s understanding. The quality issue of the Input-output demonstrations refers to the cases where provided input-output examples cannot sufficiently convey the desired functionality or cause the LLM to misinterpret the coding question specification. On the other hand, the quantity issue refers to the cases where the coding question specification does not provide enough Input-output demonstrations for LLMs to understand the requirement comprehensively.

For instance, Figure 8 shows the LLM-generated code (shown on the left) taking an integer and returning a tuple that has the number of even and odd digits. However, the generated code cannot handle when input is 0 (the main while loop will be skipped when input is 0). In the modified coding question (shown on the upper right), an input-output demonstration of input 0 is added. The newly generated code (shown on the bottom right) correctly adds a conditional check so that it can handle the previous mistake (the while loop will not process 0). Overall, this reason reveals the necessity of high-quality examples while prompting LLM.

Edge Case (EC) refers to cases where LLM produces incorrect results because of its lack of consideration for all possible corner cases in the input. This reason reflects our *Input-output pair demonstration quality* hypothesis because LLMs could be biased by the input-output pair demonstration and overlook the possible edge

cases. Consequently, the resulting LLM-generated code would overfit the provided input-output demonstration pairs in the coding question specification and fail to handle the edge cases. To verify, we modified the coding question specification and explicitly instructed the LLM to consider potential corner cases. Then, we observed that with the explicit instruction, the newly generated code could cover the corner cases in test cases that had been previously missed. For instance, in Figure 9, GPT-4’s generated code ran into errors when either input array is null. We modified the coding question specification by adding “*You must consider all possible cases.*” We then observed that the newly generated code could correctly check the null input and the empty array.

Misleading Function Signature (MFS) refers to cases where LLMs are misled by the given function signature in the coding question specification. This reason reflects our *phrasing used in the prompt* hypothesis because it is related to the wording of the function signature in the given coding question specification. This often occurs when the function name conveys a task requirement or functionality different from the intention in the coding question specification. To verify this reason, we refined the function or parameter name to make it align with the desired functionality described in the coding question specification. The primary difference between MFS and MCQS is that MFS concentrates solely on the given function signature, while MCQS focuses on the specification (requirement) of the coding question. For example, a coding question instructs LLMs to remove all elements that occur more than once in the given list. However, the function name *remove_duplicates* may indicate that the LLM should remove only the duplicate elements instead of all elements that have duplicates. LLM’s reasoning may be affected by this function name. As a result, Gemini was misled into generating an incorrect solution that removed all duplicate elements. To verify, we renamed the function name to *removeALLElementsOccurMoreThanOnce* and generated a new code, which passed all test cases. This example suggests that

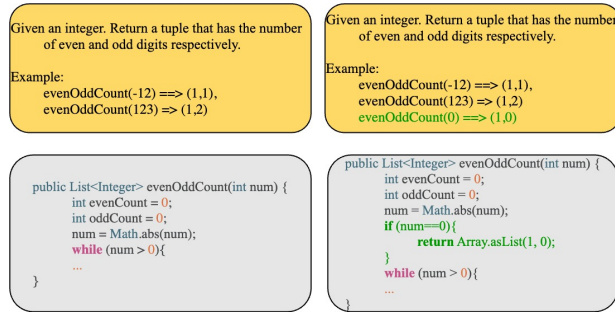


Fig. 8: Input-output Demonstration Impact Example

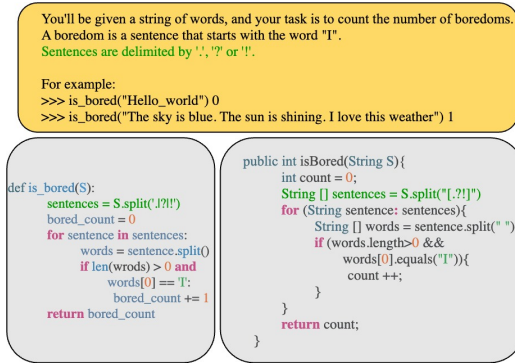


Fig. 10: Incorrect Trained Knowledge: Built-in Function Example

LLM's performance in coding generation can be negatively affected by misleading function signature [73].

Positional Sensitivity (PS) includes cases where LLMs ignore part of the requirement or misinterpret the requirement because of the lack of attention [11]. In the provided example shown in Figure 6. The coding question asks to output the total number of vowels in the given string and consider 'y' as a special vowel when it is at the end of the string. In Gemini's original implementation (shown on the left), the requirement was misinterpreted by treating 'y' as a vowel and decrement the total vowel number when 'y' is the last character in the string. We posit that the reason behind this mistake is that Gemini did not pay enough attention to the instruction mentioning what to do with this special vowel 'y'. Thus, in the modified coding question specification (shown on the right), we moved the instruction regarding what to do with 'y' up and did not change any other words. As a result, we noticed that the newly generated program (shown on the bottom right) checks whether 'y' is in the string and whether it is the last character. Thus, we believe some non-syntactic mistakes stem from a lack of attention by the LLM, as the alteration of a specific part of the requirement makes the model fully understand the part that was missed before. This reason is associated with the *presentation structure* hypothesis.

```

public static String[] concatenateStringArrays(String[] array1, String[] array2) {
    int newLength = array1.length + array2.length;
    String[] result = new String[newLength];
    System.arraycopy(array1, 0, result, 0, array1.length);
    System.arraycopy(array2, 0, result, array1.length, array2.length);
}

```

Concatenate two string arrays into one.
 You must consider all possible cases

```

public static String[] concatenateStringArrays(String[] array1, String[] array2) {
    if ((array1==null || array1.length==0) && (array2==null || array2.length==0)){
        return new String[0];
    }
    if (array1==null || array1.length==0){
        return array2;
    }
    if (array2==null || array2.length==0){
        return array1;
    }
    String[] concatenatedArray = new String[array1.length + array2.length];
    System.arraycopy(array1, 0, concatenatedArray, 0, array1.length);
    System.arraycopy(array2, 0, concatenatedArray, array1.length, array2.length);
}

```

Fig. 9: Edge Case Example

Incorrect Trained Knowledge (ITK) represents the negative effect stemming from LLM's training. Specifically, we found that LLMs could incorrectly learn the functionality detail of the language-specific features, such as library calls, API calls, and operators. This incorrect learning would cause the LLMs to misuse the language-specific features, eventually leading to a non-syntactic mistake. An example of LLM misusing the API call is shown in Figure 10. In this example, Gemini generated one Python code (left) and one Java code (right) for the same coding question. However, the Python code is incorrect because it mistakenly uses the `split` function, whereas Gemini incorrectly assumed that the `split` function in Python is the same as that in Java, which can split the string by regular expression. However, this would be incorrect knowledge because splitting by regular expression in Python is from the `re` library [59] instead of a built-in function in Java. Thus, Gemini showed a wrong understanding of the `split` function in Python. We observed that this negative effect is a "necessary evil," [57] arising from the unlabeled nature of LLM training data and the LLM learning procedure itself. Specifically, when examining the API call, such as the `split` function in the example, we found that the code line `S.split('.?!')` is syntactically valid in both Python and Java. The core issue is that when an LLM encounters this API call in training data, it lacks contextual information about the programming language, which results from the unlabeled nature of the data used in training. This limitation is essentially unavoidable, as the LLM pre-training stage is unsupervised [13], given the prohibitive cost of manually labeling such a vast dataset. However, since we do not have access to the training data due to these models being close-sourced, further research needs to be conducted to systematically explore to what extent can issues in training data affect LLMs' performance in code generation. This reason is

TABLE IV: GPT-4 Reason Identification Performance

Reason	Base Prompt				Advanced Prompt				Advanced Prompt+Diff				Advanced Prompt+ReAct			
	Precision	Recall	Accuracy	F1	Precision	Recall	Accuracy	F1	Precision	Recall	Accuracy	F1	Precision	Recall	Accuracy	F1
MCQS	0.17	0.29	0.32	0.21	0.30	0.39	0.41	0.35	0.41	0.47	0.47	0.45	0.60	0.56	0.55	0.59
IOD	0.43	0.41	0.45	0.48	0.43	0.43	0.40	0.43	0.52	0.48	0.49	0.51	0.21	0.31	0.29	0.26
EC	0.36	0.36	0.44	0.36	0.87	0.84	0.85	0.86	0.82	0.81	0.83	0.81	0.76	0.55	0.60	0.65
MFS	0.14	0.20	0.33	0.17	0.56	0.63	0.53	0.59	0.41	0.43	0.47	0.43	0.72	0.72	0.63	0.72
PS	0.33	0.33	0.31	0.33	0.12	0.12	0.21	0.12	0.13	0.17	0.19	0.15	0.52	0.60	0.46	0.56
ITK	0.50	0.58	0.47	0.52	0.81	0.71	0.71	0.73	0.85	0.78	0.80	0.82	0.74	0.61	0.63	0.67
Average	0.32	0.36	0.39	0.35	0.51	0.52	0.52	0.51	0.54	0.52	0.54	0.53	0.59	0.56	0.53	0.58

an instantiation of the *training-induced* hypothesis as it reveals the problems of LLMs during training.

VII. RQ4: HOW EFFECTIVELY CAN LLMs IDENTIFY THE REASONS FOR MISTAKES IN THE CODE GENERATION TASK?

From RQ3, we analyzed a list of reasons for the mistakes that we identified through manual inspection. While those reasons bring valuable insights, their identification procedure is labor intensive, making it impractical for real-world reason identification due to the large amount of incorrect LLM-generated codes and the time required for manual analysis. In this section, we describe all the approaches using LLMs that we experimented with to automatically identify the reasons for non-syntactic mistakes.

A. Methodology to Answer RQ4

In Section VI, we manually identified the reasons for the non-syntactic mistakes in LLM-generated code. However, pinpointing these reasons manually can be laborious. In recent years, LLMs have demonstrated advanced reasoning abilities in various tasks [23], [37]. Therefore, we aimed to investigate the effectiveness of LLMs in automatically identifying the reasons. We experimented with four approaches: *Base Prompt*, *Advanced Prompt*, *Advanced Prompt+Diff*, and *Advanced Prompt+ReAct*. The prompts are included in our replication package [20].

1) *Evaluation Benchmark*: We built a benchmark based on the reasons identified in Section VI. The benchmark consists of 216 instances (118 from HumanEval-X and 98 from CoderEval), including incorrect LLM-generated code, its corresponding coding question, and the human-labeled reasons.

2) *Base Prompt*: As a baseline, we prompted the LLMs to identify the reasons behind non-syntactic mistakes in the incorrect code. The prompt included the coding question specification, the incorrect LLM-generated code, the referenced correct code, the incorrect code’s actual output, and the test failure information, along with instructions to provide explanations. Importantly, we did not include human-labeled reasons or their definitions in the prompt. This approach aimed to determine if the LLMs could identify reasons comparable to those identified by humans.

3) *Advanced Prompt*: In addition to all the information from the *Base Prompt*, we provided the definitions of the human-labeled reasons (Section VI) in this prompt. We anticipated that these definitions could guide the LLMs in identifying the reasons and understanding the desired granularity. The LLMs were instructed to report the human-identified reasons and to describe their explanations and reasoning steps.

4) *Advanced Prompt+Diff*: In this approach, along with the information included in the *Advanced Prompt*, we provided the information of the code change between incorrect code and referenced correct code. We anticipate that this might help the LLMs focus on the erroneous parts and subsequently help identify the reasons.

5) *Advanced Prompt+ReAct*: In this approach, we used the ReAct [74] (reasoning + actions) prompting technique, which allows LLMs to engage in active reasoning while retrieving supportive information through various actions. This technique enables LLMs to dynamically choose and use retrieved information to enhance their reasoning. ReAct prompting is effective for tasks requiring extensive information for informed reasoning and generation [74], making it suitable for our reason identification task. In practice, we implemented tools to retrieve all relevant information used in the *Advanced Prompt*. The LLMs were tasked with reporting all human-labeled reasons, aided by the information retrieved from these tools.

Below, we described all the tools in detail:

(i) **Diff tool**: The diff tool takes the incorrect LLM-generated and referenced correct code as input and builds the code change representation. In specific, we used the *unified_diff* function from the python library *difflib* [14] to compare the two code snippets and generate a unified code change representation (*unified diff*). The *unified diff* is a compact way of showing modifications of code lines and surrounding context lines as code context, which can help the LLMs focus on the erroneous parts.

(ii) **Function call analysis tool**: The function call analysis tool takes the incorrect LLM-generated code and returns the invoked third-party library/built-in functions along with the corresponding official documentation. The tool aims to help recognize LLM’s incorrect knowledge about these function calls by allowing the LLMs to compare the function invocations in the code with the desired usage described in the documentation. We extracted all

function invocations from the incorrect LLM-generated code using AST. Specifically, we used *ast* [2] module for parsing the Python code and *javalang* [31] for parsing the Java code. To retrieve the documentation for each function invocation in the Python code, we used the *render_doc* call from the *pydoc* [56] library by passing the name of the function. For function invocations in Java code, we retrieved the documentation from the Oracle API [53] and used the *beautifulSoup* library [6] to parse the API responses and extract the documentation.

(iii) **Function signature explainer tool:** This tool is designed to clarify the functionality indicated by a function signature. It assesses whether the function signature is ambiguous by comparing it with the coding question specification. The tool extracts the function signature and parameter names from the coding question and prompts GPT-4 to generate a summary describing the functionality of the function signature. A demonstration example, including a function signature and its summary, is provided in the prompt. Two authors independently reviewed the generated summaries for 20 randomly sampled function signatures and found that the summaries effectively addressed the functionalities of the signatures.

(iv) **Coding question specification ambiguity check tool:** This tool assesses the ambiguity of a coding question specification using the self-consistency method [68]. The approach is based on the idea that if the LLM has a consistent understanding of the question, repeated queries should yield similar results. To implement this, we input the coding question specification to GPT-4, along with a demonstration example (a coding question and a human-written summary). GPT-4 is then instructed to generate a summary five times with a temperature setting of 0.5, balancing randomness and consistency. The generated summaries are converted into vector embeddings using the *all-mpnet-base-v2* model [54], which is a state-of-the-art sentence transformer model capturing semantic meanings [60]. We compute pair-wise cosine similarity scores among these embeddings. If most pairs have a similarity score below 0.8 [80], the question is considered ambiguous.

6) *LLM Evaluation:* To evaluate the performance of our approaches in this section, all authors independently reviewed the returned reasons and associated explanations to match them with the reasons in our evaluation benchmark (i.e., whether a reason given by the LLM is semantically equivalent to one of the human-labeled reasons.). They then met and discussed any disagreements until a consensus was reached through the negotiated agreement [26]. We deemed LLMs' returned reasons as correct if they matched the corresponding reasons in our benchmark.

B. Answer to RQ4: Performance of Reason Identification

In this section, we present the results of evaluating LLMs' ability to identify the reasons with our benchmark (Section VII-A1). The performance of GPT-4 is shown in Table IV.

For the *Base Prompt*, GPT-4 achieved an average F1 score of 0.35, indicating that a simple prompt to identify reasons for non-syntactic mistakes is not effective. When human-labeled reasons were included in the *Advanced Prompt*, the F1 score increased to 0.51, suggesting that these definitions provided some guidance. However, the *Advanced Prompt+Diff* did not enhance performance, implying that the diff between correct and incorrect code did not aid the LLM in focusing on errors. The *Advanced Prompt+ReAct* approach showed further improvement, with the F1 score rising from 51% to 58%. This boost is likely due to the additional tools that support LLM reasoning, resembling the aids that humans might use to identify mistakes. While the performance in terms of the average metric scores is subpar, our best approach (*Advanced Prompt+ReAct*) shows decent performance in identifying some of the reasons, such as MFS, ITK, and EC with an F1 of more than 0.65. This indicates that the *Advanced Prompt+ReAct* method is effective and suggests further investigation.

VIII. THREATS TO VALIDITY

In this study, we have taken measures to mitigate potential threats affecting our findings' validity. Nevertheless, it is possible that some of our measures might not have been effective.

Construct validity The quality of the code generated by LLMs may have been influenced by our prompt design. While we followed best practices for prompt creation and in-context examples [3], [21], [29], we did not employ all advanced prompting techniques, such as Chain-of-Thought [69], which might have improved code quality. Additionally, we relied on test cases from the datasets to assess the correctness of the generated and APR-repaired code. However, these test cases might not be comprehensive [36]. To address these concerns, we used widely adopted code generation benchmarks that are adopted by existing code generation studies.

Internal validity Our experiment relies heavily on manual examination, which may introduce limitations such as incorrect understanding and overlooked mistakes or reasons. To mitigate these risks, we adhered to established practices such as open coding and negotiated agreement [19], involving multiple authors in thorough discussions to reach a consensus on the findings.

External validity Our findings may not be generalizable to LLM-generated code from other benchmarks or programming languages beyond Java and Python.

Additionally, LLMs other than GPT-4 and Gemini might not exhibit the same non-syntactic mistakes. However, since GPT-4 and Gemini come from different organizations with potentially different training data and model parameters, their mistakes could offer insights applicable to a broader range of LLMs. Moreover, the identified reasons for the mistakes in LLM-generated code may not be comprehensive. We leave finding more reasons for future work.

IX. DISCUSSION AND IMPLICATIONS

Implications For Practitioners: Based on our findings, LLM-generated code can contain a variety of non-syntactic mistakes even though it can be successfully compiled and run. Thus, practitioners should check the LLM-generated code before integrating it into the code base. Moreover, practitioners should not completely rely on using LLMs to check for mistakes in the LLM-generated code, as our RQ2 has shown the gap between LLMs and humans in identifying mistakes (0.53 precision vs 1.0 precision for CoderEval). In addition, our work also points out many reasons for LLM’s mistakes, which show that LLMs are very sensitive to the phrases used in the prompt, especially the wording and the position. Thus, practitioners should consider placing critical functionality in the early place of the specification. Moreover, they should ensure they use plain language in the specification to make LLMs better understand the specification.

Implications For Researchers: As our paper has shown a list of mistakes and the underlying reasons, researchers should build better LLMs or propose strategies to avoid those mistakes using the reasons we have found. Moreover, there can be more undetected mistakes in LLM-generated codes and their underlying reasons. Manually identifying them can be labor-intensive. Therefore, researchers should design new techniques to automatically identify more mistakes and the underlying reasons.

X. CONCLUSION

Since developers are increasingly adopting LLMs for software development, understanding LLMs’ mistakes and their underlying reasons is becoming essential for maintaining software quality. In this work, we identified seven categories of non-syntactic mistakes in LLM-generated code, offering valuable insights for improving code quality. We also uncovered six reasons behind these mistakes, which suggests that researchers should build better LLMs or propose strategies to avoid those mistakes using the identified reasons. In addition, we leave the identification of more non-syntactic mistakes and their reasons to future work. Moreover, we explored

LLM’s abilities to automatically identify the mistakes and underlying reasons. Overall, our findings are valuable for practitioners using LLM-generated code and researchers developing new LLM-based code generation techniques. Our replication package is available at [20].

REFERENCES

- [1] J. Achiam, S. Adler, S. Agarwal, L. Ahmad, I. Akkaya, F. L. Aleman, D. Almeida, J. Altenschmidt, S. Altman, S. Anadkat *et al.*, “Gpt-4 technical report,” *arXiv preprint arXiv:2303.08774*, 2023.
- [2] “AST — Abstract Syntax Tree,” <https://docs.python.org/3/library/ast.html>.
- [3] “awesome-chatgpt-prompts,” <https://github.com/f/awesome-chatgpt-prompts>, 2023, 2023.
- [4] T. Bartnicki, J. Grytczuk, H. A. Kierstead, and X. Zhu, “The map-coloring game,” *The American Mathematical Monthly*, vol. 114, no. 9, pp. 793–803, 2007.
- [5] B. R. Beaulieu-Jones, M. T. Berrigan, S. Shah, J. S. Marwaha, S.-L. Lai, and G. A. Brat, “Evaluating capabilities of large language models: Performance of gpt-4 on surgical knowledge assessments,” *Surgery*, 2024.
- [6] “Beautiful Soup Documentation,” <https://beautiful-soup-4.readthedocs.io/en/latest/>.
- [7] T. Brown, B. Mann, N. Ryder, M. Subbiah, J. D. Kaplan, P. Dhariwal, A. Neelakantan, P. Shyam, G. Sastry, A. Askell *et al.*, “Language models are few-shot learners,” *Advances in neural information processing systems*, vol. 33, pp. 1877–1901, 2020.
- [8] D. Castelberg and F. Flury, “Llm assisted development,” Ph.D. dissertation, OST Ostschweizer Fachhochschule, 2024.
- [9] Chang, Yupeng and Wang, Xu and Wang, Jindong and Wu, Yuan and Yang, Linyi and Zhu, Kaijie and Chen, Hao and Yi, Xiaoyuan and Wang, Cunxiang and Wang, Yidong and others, “A survey on evaluation of large language models,” *ACM Transactions on Intelligent Systems and Technology*, vol. 15, no. 3, pp. 1–45, 2024.
- [10] M. Chen, J. Tworek, H. Jun, Q. Yuan, H. P. d. O. Pinto, J. Kaplan, H. Edwards, Y. Burda, N. Joseph, G. Brockman *et al.*, “Evaluating large language models trained on code,” *arXiv preprint arXiv:2107.03374*, 2021.
- [11] X. Chen, R. A. Chi, X. Wang, and D. Zhou, “Premise order matters in reasoning with large language models,” *arXiv preprint arXiv:2402.08939*, 2024.
- [12] Chen, Yuyan and Fu, Qiang and Yuan, Yichen and Wen, Zhihao and Fan, Ge and Liu, Dayiheng and Zhang, Dongmei and Li, Zhixu and Xiao, Yanghua, “Hallucination detection: Robustly discerning reliable answers in large language models,” in *Proceedings of the 32nd ACM International Conference on Information and Knowledge Management*, 2023, pp. 245–255.
- [13] J. Devlin, “Bert: Pre-training of deep bidirectional transformers for language understanding,” *arXiv preprint arXiv:1810.04805*, 2018.
- [14] “difflib — Helpers for computing deltas,” <https://docs.python.org/3/library/difflib.html>.
- [15] Y. Dong, X. Jiang, Z. Jin, and G. Li, “Self-collaboration code generation via chatgpt,” *arXiv preprint arXiv:2304.07590*, 2023.
- [16] A. Drapkin, “AI Gone Wrong: An Updated List of AI Errors, Mistakes and Failures,” <https://tech.co/news/list-ai-failures-mistakes-errors>, accessed: 2024-05-05.
- [17] Z. Fan, X. Gao, M. Mirchev, A. Roychoudhury, and S. H. Tan, “Automated repair of programs from large language models,” in *2023 IEEE/ACM 45th International Conference on Software Engineering (ICSE)*. IEEE, 2023, pp. 1469–1481.
- [18] S. Feng and C. Chen, “Prompting is all you need: Automated android bug replay with large language models,” in *Proceedings of the 46th IEEE/ACM International Conference on Software Engineering*, 2024, pp. 1–13.

- [19] J. Fereday and E. Muir-Cochrane, "Demonstrating rigor using thematic analysis: A hybrid approach of inductive and deductive coding and theme development," *International journal of qualitative methods*, vol. 5, no. 1, pp. 80–92, 2006.
- [20] "figshare replication package," <https://figshare.com/s/10e27d42bf537f6321f7>.
- [21] S. Gao, X.-C. Wen, C. Gao, W. Wang, H. Zhang, and M. R. Lyu, "What makes good in-context demonstrations for code intelligence tasks with llms?" in *2023 38th IEEE/ACM International Conference on Automated Software Engineering (ASE)*. IEEE, 2023, pp. 761–773.
- [22] M. Geng, S. Wang, D. Dong, H. Wang, G. Li, Z. Jin, X. Mao, and X. Liao, "Large language models are few-shot summarizers: Multi-intent comment generation via in-context learning," in *Proceedings of the 46th IEEE/ACM International Conference on Software Engineering*, 2024, pp. 1–13.
- [23] F. Gilardi, M. Alizadeh, and M. Kubli, "Chatgpt outperforms crowd workers for text-annotation tasks," *Proceedings of the National Academy of Sciences*, vol. 120, no. 30, p. e2305016120, 2023.
- [24] D. Guo, Q. Zhu, D. Yang, Z. Xie, K. Dong, W. Zhang, G. Chen, X. Bi, Y. Wu, Y. Li *et al.*, "Deepseek-coder: When the large language model meets programming—the rise of code intelligence," *arXiv preprint arXiv:2401.14196*, 2024.
- [25] Q. Guo, J. Cao, X. Xie, S. Liu, X. Li, B. Chen, and X. Peng, "Exploring the potential of chatgpt in automated code refinement: An empirical study," in *Proceedings of the 46th IEEE/ACM International Conference on Software Engineering*, 2024, pp. 1–13.
- [26] K. Hansen, K. S. Johannsen, and A. Larsen, "Recommendations for negotiated agreements," *Environment and Planning C: Government and Policy*, vol. 20, no. 1, pp. 19–37, 2002.
- [27] D. Huang, Q. Bu, J. M. Zhang, M. Luck, and H. Cui, "Agent-coder: Multi-agent-based code generation with iterative testing and optimisation," *arXiv preprint arXiv:2312.13010*, 2023.
- [28] "Code Generation on HumanEval," <https://paperswithcode.com/sota/code-generation-on-humaneval/>.
- [29] "IBM Global AI Adoption Index 2022," <https://www.ibm.com/watson/resources/ai-adoption>, 2022.
- [30] N. Jain, S. Vaidyanath, A. Iyer, N. Natarajan, S. Parthasarathy, S. Rajamani, and R. Sharma, "Jigsaw: Large language models meet program synthesis," in *Proceedings of the 44th International Conference on Software Engineering*, 2022, pp. 1219–1231.
- [31] "Pure Python Java parser and tools," <https://github.com/c2nes/javalang>.
- [32] K. Jesse, T. Ahmed, P. T. Devanbu, and E. Morgan, "Large language models and simple, stupid bugs," in *2023 IEEE/ACM 20th International Conference on Mining Software Repositories (MSR)*. IEEE, 2023, pp. 563–575.
- [33] C. E. Jimenez, J. Yang, A. Wettig, S. Yao, K. Pei, O. Press, and K. Narasimhan, "Swe-bench: Can language models resolve real-world github issues?" *arXiv preprint arXiv:2310.06770*, 2023.
- [34] N. Karanikolas, E. Manga, N. Samaridi, E. Tousidou, and M. Vasilakopoulos, "Large language models versus natural language understanding and generation," in *Proceedings of the 27th Pan-Hellenic Conference on Progress in Computing and Informatics*, 2023, pp. 278–290.
- [35] S. H. Khandkar, "Open coding," *University of Calgary*, vol. 23, no. 2009, p. 2009, 2009.
- [36] P. S. Kochhar, F. Thung, and D. Lo, "Code coverage and test suite effectiveness: Empirical study with real bugs in large systems," in *2015 IEEE 22nd international conference on software analysis, evolution, and reengineering (SANER)*. IEEE, 2015, pp. 560–564.
- [37] T. Kojima, S. S. Gu, M. Reid, Y. Matsuo, and Y. Iwasawa, "Large language models are zero-shot reasoners," *Advances in neural information processing systems*, vol. 35, pp. 22 199–22 213, 2022.
- [38] B. Kou, S. Chen, Z. Wang, L. Ma, and Z. Tianyi, "Do large language models pay similar attention like human programmers when generating code?" *Proceedings of the ACM on Software Engineering*, vol. 1, no. FSE, pp. 2261–2284, 2024.
- [39] J. R. Larus, "Efficient program tracing," *Computer*, vol. 26, no. 5, pp. 52–61, 1993.
- [40] C. Le Goues, M. Dewey-Vogt, S. Forrest, and W. Weimer, "A systematic study of automated program repair: Fixing 55 out of 105 bugs for \$8 each," in *2012 34th international conference on software engineering (ICSE)*. IEEE, 2012, pp. 3–13.
- [41] J. Li, Y. Zhao, Y. Li, G. Li, and Z. Jin, "Acocoder: An effective prompting technique specialized in code generation," *ACM Transactions on Software Engineering and Methodology*, 2024.
- [42] X. Li, K. Dong, Y. Q. Lee, W. Xia, Y. Yin, H. Zhang, Y. Liu, Y. Wang, and R. Tang, "Coir: A comprehensive benchmark for code information retrieval models," *arXiv preprint arXiv:2407.02883*, 2024.
- [43] F. Lin, D. J. Kim *et al.*, "When llm-based code generation meets the software development process," *arXiv preprint arXiv:2403.15852*, 2024.
- [44] F. Liu, Y. Liu, L. Shi, H. Huang, R. Wang, Z. Yang, and L. Zhang, "Exploring and evaluating hallucinations in llm-powered code generation," *arXiv preprint arXiv:2404.00971*, 2024.
- [45] H. Liu, W. Xue, Y. Chen, D. Chen, X. Zhao, K. Wang, L. Hou, R. Li, and W. Peng, "A survey on hallucination in large vision-language models," *arXiv preprint arXiv:2402.00253*, 2024.
- [46] A. Lozhkov, R. Li, L. B. Allal, F. Cassano, J. Lamy-Poirier, N. Tazi, A. Tang, D. Pykhtar, J. Liu, Y. Wei *et al.*, "Star-coder 2 and the stack v2: The next generation," *arXiv preprint arXiv:2402.19173*, 2024.
- [47] T. Lu, M. Gao, K. Yu, A. Byerly, and D. Khashabi, "Insights into llm long-context failures: When transformers know but don't tell," *arXiv preprint arXiv:2406.14673*, 2024.
- [48] L. Luo, Z. Lin, Y. Liu, L. Shu, Y. Zhu, J. Shang, and L. Meng, "Critique ability of large language models," *arXiv preprint arXiv:2310.04815*, 2023.
- [49] W. Ma, S. Liu, Z. Lin, W. Wang, Q. Hu, Y. Liu, C. Zhang, L. Nie, L. Li, and Y. Liu, "Lms: Understanding code syntax and semantics for code analysis," *arXiv preprint arXiv:2305.12138*, 2023.
- [50] A. Madaan, N. Tandon, P. Gupta, S. Hallinan, L. Gao, S. Wiegrefe, U. Alon, N. Dziri, S. Prabhunoye, Y. Yang *et al.*, "Self-refine: Iterative refinement with self-feedback," *Advances in Neural Information Processing Systems*, vol. 36, 2024.
- [51] "Code Generation on mbpp," <https://paperswithcode.com/sota/code-generation-on-mbpb/>.
- [52] F. Mu, L. Shi, S. Wang, Z. Yu, B. Zhang, C. Wang, S. Liu, and Q. Wang, "Clarifygpt: Empowering llm-based code generation with intention clarification," *arXiv preprint arXiv:2310.10996*, 2023.
- [53] "API Management," <https://www.oracle.com/cloud/cloud-native/api-management/>.
- [54] "Original Models," https://sbert.net/docs/sentence_transformer/pretrained_models.html#original-models.
- [55] K. Peng, L. Ding, Q. Zhong, L. Shen, X. Liu, M. Zhang, Y. Ouyang, and D. Tao, "Towards making the most of chatgpt for machine translation," *arXiv preprint arXiv:2303.13780*, 2023.
- [56] "pydoc — Documentation generator and online help system," <https://docs.python.org/3/library/pydoc.html>.
- [57] A. Radford, J. Wu, R. Child, D. Luan, D. Amodei, I. Sutskever *et al.*, "Language models are unsupervised multitask learners," *OpenAI blog*, vol. 1, no. 8, p. 9, 2019.
- [58] V. Rawte, A. Sheth, and A. Das, "A survey of hallucination in large foundation models," *arXiv preprint arXiv:2309.05922*, 2023.
- [59] "re — Regular expression operations," <https://docs.python.org/3/library/re.html>.
- [60] N. Reimers and I. Gurevych, "Sentence-bert: Sentence embeddings using siamese bert-networks," *arXiv preprint arXiv:1908.10084*, 2019.
- [61] A. Sergeyuk, Y. Golubev, T. Bryksin, and I. Ahmed, "Using ai-based coding assistants in practice: State of affairs, perceptions, and ways forward," *arXiv preprint arXiv:2406.07765*, 2024.

- [62] D. Song, Z. Zhou, Z. Wang, Y. Huang, S. Chen, B. Kou, L. Ma, and T. Zhang, "An empirical study of code generation errors made by large language models," *MAPS '23, December 3, 2023, San Francisco, CA, USA*, 2023.
- [63] K. Stechly, M. Marquez, and S. Kambhampati, "Gpt-4 doesn't know it's wrong: An analysis of iterative prompting for reasoning problems," *arXiv preprint arXiv:2310.12397*, 2023.
- [64] G. Team, R. Anil, S. Borgeaud, Y. Wu, J.-B. Alayrac, J. Yu, R. Soricut, J. Schalkwyk, A. M. Dai, A. Hauth *et al.*, "Gemini: a family of highly capable multimodal models," *arXiv preprint arXiv:2312.11805*, 2023.
- [65] "TIOBE Index," <https://www.tiobe.com/tiobe-index/>.
- [66] R. Tóth, T. Bisztray, and L. Erdodi, "Llms in web-development: Evaluating llm-generated php code unveiling vulnerabilities and limitations," *arXiv preprint arXiv:2404.14459*, 2024.
- [67] J. Vijayan, "Pervasive LLM Hallucinations Expand Code Developer Attack Surface," <https://www.darkreading.com/application-security/pervasive-llm-hallucinations-expand-code-developer-attack-surface>.
- [68] X. Wang, J. Wei, D. Schuurmans, Q. Le, E. Chi, S. Narang, A. Chowdhery, and D. Zhou, "Self-consistency improves chain of thought reasoning in language models. arxiv 2022," *arXiv preprint arXiv:2203.11171*, 2022.
- [69] J. Wei, X. Wang, D. Schuurmans, M. Bosma, F. Xia, E. Chi, Q. V. Le, D. Zhou *et al.*, "Chain-of-thought prompting elicits reasoning in large language models," *Advances in neural information processing systems*, vol. 35, pp. 24 824–24 837, 2022.
- [70] S. Weissman, S. Ayhan, J. Bradley, and J. Lin, "Identifying duplicate and contradictory information in wikipedia," in *Proceedings of the 15th ACM/IEEE-CS Joint Conference on Digital Libraries*, 2015, pp. 57–60.
- [71] S. Xia, Chunqiu and L. Zhang, "Keep the conversation going: Fixing 162 out of 337 bugs for \$0.42 each using chatgpt," *arXiv preprint arXiv:2304.00385*, 2023.
- [72] F. F. Xu, U. Alon, G. Neubig, and V. J. Hellendoorn, "A systematic evaluation of large language models of code," in *Proceedings of the 6th ACM SIGPLAN International Symposium on Machine Programming*, 2022, pp. 1–10.
- [73] G. Yang, Y. Zhou, W. Yang, T. Yue, X. Chen, and T. Chen, "How important are good method names in neural code generation," *A Model Robustness Perspective. ArXiv abs/2211.15844*, 2022.
- [74] S. Yao, J. Zhao, D. Yu, N. Du, I. Shafran, K. Narasimhan, and Y. Cao, "React: Synergizing reasoning and acting in language models," *arXiv preprint arXiv:2210.03629*, 2022.
- [75] H. Yu, B. Shen, D. Ran, J. Zhang, Q. Zhang, Y. Ma, G. Liang, Y. Li, Q. Wang, and T. Xie, "Codereval: A benchmark of pragmatic code generation with generative pre-trained models," in *Proceedings of the 46th IEEE/ACM International Conference on Software Engineering*, 2024, pp. 1–12.
- [76] A. Zamfiroiu, D. Vasile, and D. Savu, "Chatgpt—a systematic review of published research papers," *Informatica Economica*, vol. 27, no. 1, pp. 5–16, 2023.
- [77] Q. Zheng, X. Xia, X. Zou, Y. Dong, S. Wang, Y. Xue, L. Shen, Z. Wang, A. Wang, Y. Li *et al.*, "Codegeex: A pre-trained model for code generation with multilingual benchmarking on humaneval-x," in *Proceedings of the 29th ACM SIGKDD Conference on Knowledge Discovery and Data Mining*, 2023, pp. 5673–5684.
- [78] L. Zhong, Z. Wang, and J. Shang, "Ldb: A large language model debugger via verifying runtime execution step-by-step," *arXiv preprint arXiv:2402.16906*, 2024.
- [79] A. Zhou, K. Yan, M. Shlapentokh-Rothman, H. Wang, and Y.-X. Wang, "Language agent tree search unifies reasoning acting and planning in language models," *arXiv preprint arXiv:2310.04406*, 2023.
- [80] K. Zhou, K. Ethayarajh, D. Card, and D. Jurafsky, "Problems with cosine as a measure of embedding similarity for high frequency words," *arXiv preprint arXiv:2205.05092*, 2022.