

Matter-Dark Energy Transition: A Dynamical Systems Approach

Bob Osano^{1,2}

¹Cosmology and Gravity Group, Department of Mathematics and Applied Mathematics,
&

² Centre for Higher Education Development,
University of Cape Town (UCT), Rondebosch 7701, Cape Town, South Africa

*

(Dated: November 4, 2024)

In this study, we deviate from the traditional examination of the evolving universe through the scale factor and instead consider a parameter χ_{ME} , defined by the ratio of two competing energy densities: matter (DM) and dynamic dark energy (DDE). While the scale factor's role is not neglected, it is inherently embedded within the evolution equations of these competing energy densities. By employing dynamical systems techniques, we investigate the behaviour of this ratio χ_{ME} to understand the dynamics surrounding the cosmological transition from matter domination to dark energy domination. This methodological shift allows for a more nuanced analysis of the matter-to-dark energy transition.

Keywords: Dark Energy, Dark matter, Cosmological Transition, Dynamical Systems, Cosmology

1. INTRODUCTION

Despite significant progress in cosmology, our comprehension of dark energy remains incomplete. A range of dark energy models, especially those beyond the scope of the cosmological constant, have been proposed to explain its characteristics. While some models align partially with observational data, this alignment typically occurs only under specific conditions or parameter settings. Such limitations underscore the necessity for alternative frameworks, possibly beyond conventional field theories, to probe innovative possibilities for dark energy. These developments open the door to examining scenarios where the dark energy equation of state (EoS) deviates from the classical assumption, $\omega_{DE} \neq -1$, potentially offering new insights into its properties and behaviour.

Dynamic dark energy (DDE) models, in particular, have been extensively investigated in the literature [1–13]. In many cases, the effective ω_{DE} is reconstructed from observational data, exemplified in [2]. These studies often favour DDE models featuring a phantom-like EoS ($\omega_{DDE} < -1$). Nonetheless, it has been demonstrated that such models provide only partial resolutions to the ongoing H_0 tension. However, these models possess certain limitations. Specifically, in some instances, they exacerbate the growth tension associated with Cold Dark Matter (CDM) models and provide an inferior fit to Baryon Acoustic Oscillation (BAO) and Type Ia Supernova (SNIa) data compared to CDM [14]. Additionally, they tend to slightly favour an absolute magnitude value for SNIa that is only marginally consistent with measurements derived from Cepheid variable stars [14]. Despite these shortcomings, it is crucial to acknowledge that these models have not been definitively ruled out. Research has demonstrated [15] that certain DDE models with a phantom-like EoS can potentially address the Hubble constant tension when analysed alongside BAO and Pantheon data. Moreover, DDE models appear capable of alleviating the σ_8 tension [16] to some extent.

A comprehensive summary of various tensions in the field of cosmology can be found in [17].

*Electronic address: bob.osano@uct.ac.za

These findings suggest that a Dynamic Dark Energy (DDE) model that aligns with observational data may still be a viable alternative. In this study, we utilize dynamical systems techniques to investigate a generic DDE model within the framework of a cosmological transition from matter domination to dark energy (DE) domination. Given the distinct evolutionary dynamics of different energy-matter densities, we aim to uncover what insights can be gleaned about the equation of state parameter ω_{DDE} through an analysis of a flat Λ CDM model. This investigation examines the parameter χ_{ME} , which denotes the ratio of DDE to matter density (DM). The results of this analysis are presented in this article.

2. COSMOLOGICAL MODEL

The success of the Λ CDM model, or the standard model of Big Bang cosmology, in reconciling theory with a multitude of observations makes it a highly suitable starting point for any cosmological study. This model, employing general relativity as the theory of gravity on cosmological scales, successfully accounts for multiple key observations: the cosmic microwave background, the distribution of galaxies, the abundances of light elements, and cosmic acceleration as evidenced by light from distant galaxies and supernovae. Despite these achievements, we remain cognizant of its limitations. These limitations are precisely what spur contemporary research in the field of cosmology.

Regarding cosmic acceleration, the prevailing hypothesis suggests that an unknown form of energy density is responsible for this phenomenon. Consequently, the various studies highlighted in the previous section explore models with different formulations of the equation of state (EoS). In our analysis, we employ a generic ω_{DDE} and utilize dynamical systems techniques to identify structural changes in the flow, thereby linking these changes to alterations in the evolution of the cosmological model.

2.1. Friedmann Equations

We consider the Lambda Cold Dark Matter (Λ CDM) model and employ the Friedmann equations as the foundation of our discussion. In cosmic time, these equations are expressed as follows:

$$\frac{\dot{a}^2}{a^2} = \frac{8\pi G}{3}\rho_{\Sigma} - \frac{k}{a^2} + \frac{\Lambda}{3}, \quad (1)$$

$$\frac{\ddot{a}}{a} = -\frac{4\pi G}{3}(\rho_{\Sigma} + 3p_{\Sigma}) + \frac{\Lambda}{3}, \quad (2)$$

where the overdot denotes a derivative with respect to cosmic time t . Here, $a(t)$ represents the scale factor, G is the Newtonian gravitational constant, ρ_{Σ} is the cumulative density of all components in the model, P_{Σ} is the total pressure, and Λ is the cosmological constant. In equations (1) and (2), we have set the speed of light to 1 ($c = 1$) and will later set $8\pi G = 1$.

By utilizing the logarithmic scale $\eta = \log a$ for time, where a derivative with respect to η is denoted by a prime ($'$), the equations can be reformulated as follows:

$$\left(\frac{a'}{a}\right)^2 = \frac{8\pi G}{3H^2}\rho_{\Sigma} - \frac{k}{a^2H^2} + \frac{\Lambda}{3H^2}, \quad (3)$$

$$\frac{a''}{a} = -\frac{a'H'}{aH} - \frac{4\pi G}{3H^2}(\rho_{\Sigma} + 3p_{\Sigma}) + \frac{\Lambda}{3H^2}, \quad (4)$$

where $a(t)$ is the scale factor, G is the Newtonian gravitational constant, ρ_{Σ} is the cumulative density of all the components of the model, p_{Σ} represents the cumulative pressure, and Λ is the

cosmological constant. Here, k is the spatial curvature and H is the Hubble parameter. Setting $\eta = \log a$ simplifies the expressions and provides a useful framework for analysing the dynamical evolution of the cosmological scale factor.

Equations (3) and (4), which are our main constraint equations, are simply

$$1 = \frac{8\pi G}{3H^2}\rho_\Sigma - \frac{k}{a^2H^2} + \frac{\Lambda}{3H^2} \quad (5)$$

$$\frac{H'}{H} = -\frac{4\pi G}{3H^2}(\rho_\Sigma + 3p_\Sigma) + \frac{\Lambda}{3H^2}, \quad (6)$$

Since $a'/a = 1$ and $a''/a = 0$. The energy density ρ_Σ is made up of radiation ρ_r , ordinary matter ρ_m , dark matter ρ_{DM} , and dynamic dark energy ρ_{DDE} . We can think of the cosmological constant as a form of energy density capable of driving expansion. We can represent this using a non-dynamic energy density denote ρ_{NDE} which has the form $\rho_{NDE} = \Lambda/(8\pi G)$. In this case equation (3) takes the form:

$$1 = \frac{8\pi G}{3H^2}(\rho_\Sigma + \rho_{NDE}) - \frac{k}{a^2H^2}. \quad (7)$$

To further establish rigour in our formulation, we incorporate the constant $8\pi G$ explicitly into our equations, a step we had deferred until defining ρ_{NDE} . In equation (7), we posited that the non-dynamic dark energy component is solely made up of the cosmological constant, Λ . This assumption is not dictated by any fundamental principle but rather by our intent to simplify the model by minimising the number of variables.

It's important to recognise that the equation of state for dark energy, which we denote as ω_{DE} , can be viewed as an effective parameter that encapsulates contributions from both dynamic dark energy (ω_{DDE}) and non-dynamic dark energy (ω_{NDE}). This composite state can be expressed as a linear combination:

$$\omega_{DE} = C_1\omega_{DDE} + C_2\omega_{NDE},$$

where C_1 and C_2 are constants. These constants are determined based on the proportion of each individual density relative to the aggregate dark energy density. Specifically, they reflect how much each component—dynamic (ρ_{DDE}) and non-dynamic (ρ_{NDE})—contributes to the total dark energy density:

$$\rho_{DE} = \rho_{DDE} + \rho_{NDE}.$$

By accurately determining these coefficients, C_1 and C_2 , we can capture the influence of each type of dark energy on the overall dynamics of the universe. This approach may provide a more comprehensive understanding of the role dynamical dark energy plays in cosmic evolution.

We introduce hypothetical interactions into our equations of motion. The first interaction considered is between radiation and matter, denoted as Q_{rm} . The second interaction is within the dark sector, involving dark matter and dark energy, denoted as Q_{ME} in our framework. For the sake of simplicity and in line with the analysis presented by [18], we do not account for any interactions between dark matter and baryons.

The evolution equations for the energy densities with respect to the dimensionless time parameter $\eta = \log a$ are given by:

$$\rho'_r = -3(1 + \omega_r)\rho_r + \frac{Q_{rm}}{H}. \quad (8)$$

$$\rho'_m = -3(1 + \omega_m)\rho_m - \frac{Q_{rm}}{H}. \quad (9)$$

$$\rho'_{DM} = -3(1 + \omega_{DM})\rho_{DM} + \frac{Q_{ME}}{H}. \quad (10)$$

$$\rho'_{DDE} = -3(1 + \omega_{DDE})\rho_{DDE} - \frac{Q_{ME}}{H}. \quad (11)$$

$$\rho'_{NDE} = -3(1 + \omega_{NDE})\rho_{NDE}. \quad (12)$$

These interactions and their corresponding equations are critical for accurately modelling the dynamic evolution of the universe's contents, providing keen insights into the intricate interplay between different forms of matter and energy as the universe evolves. We used the standard definition where the expansion parameter $\Theta = 3\dot{a}/a = 3H$, and where the overdot denotes differentiation with respect to cosmic time. A crucial feature of this model is the dichotomy within the dark energy sector: it consists of a portion that interacts with dark matter and a portion that remains non-interacting. The equations of state for all components except for the dynamic dark energy are well-established. Specifically, $\omega_r = 1/3$ for radiation, $\omega_m = 0$ for matter, $\omega_{DM} = 0$ for dark matter, and $\omega_{NDE} = -1$ for non-dynamic dark energy.

To account for the matter density, we denote $\rho_M = \rho_m + \rho_{DM}$, where ρ_m is the density of baryonic matter and ρ_{DM} is the density of dark matter. For dark energy, we use $\rho_{DE} = \rho_{DDE} + \rho_{NDE}$, where ρ_{DDE} represents the density of dynamic dark energy and ρ_{NDE} represents the density of non-dynamic dark energy. These expressions will be utilised to incorporate the varying densities across different epochs in the universe's evolution.

2.2. Transition dynamics

Although the method developed in this study can be adapted to examine cosmological dynamics at any epoch, we specifically apply it to investigate the dynamics surrounding the transition from matter domination to dark energy domination. While multiple transitional periods exist in cosmology, our focus is restricted to the critical transition where the dominant driving force of the cosmological expansion shifts from matter to dark energy. This period is pivotal as it signifies a shift in the primary component influencing the universe's expansion.

The transition is characterised by a transfer of dominance from one form of energy density to another and can be intuitively understood as a change in the primary driver of cosmological expansion. These transitions are feasible because the different constituent energy densities evolve according to distinct equations. This differentiation is well captured in the evolution equations, as indicated by equations (8). Essential to their evolution is their respective equation of state, which dictates how each form of energy density changes over time.

By examining this transition, we aim to gain deeper insights into the dynamics of cosmological expansion, particularly in the context of how varying components contribute differently over time. This approach not only enriches our understanding of the individual contributions of matter and dark energy but also informs our broader comprehension of the universe's expansion history.

2.3. Matter-to-Dark energy transition

To embark on a detailed examination of a flat Λ CDM model, let us also note that recent discrepancies in cosmological observation data [17] call for a reassessment of the standard flat Λ CDM paradigm. Incorporating the transition effect from a matter-dominated universe to one dominated by dark energy into the Friedmann equations is essential. By abstracting the matter density ρ_M , we obtain a simplified form of the Friedmann equations. This is achieved by subtracting Equation (3) from Equation (4), yielding the following resultant equation:

$$\frac{H'}{H} = -\frac{\rho_M}{2H^2} \left[1 + (1 + \omega_{DDE}) \frac{\rho_{DDE}}{\rho_M} \right], \quad (13)$$

since $\omega_M = 0$. Note that ρ_{NDE} , equivalently Λ , identically cancels in the subtraction process and does not feature in equation (13). Subsequent derivations and analysis should take into account both interacting and non-interacting components of dark energy, as discussed previously. This nuanced approach may provide fresh insights into understanding the tensions arising from observational data and contribute to refining our cosmological models.

Equation (13) can be interpreted in relation to the deceleration parameter, q , as follows:

$$\frac{H'}{H} = \frac{\dot{H}}{H^2} = -(1 + q). \quad (14)$$

Other than the phantom energy, the cumulative effect of all other known forms of energies leads to cosmic deceleration when $q \leq -1$. It can be shown that other than in the far future of a Λ CDM model where q will tend to -1 from above and the Hubble parameter asymptotes to a constant value of $H_0\sqrt{\Lambda}/3H^2$, where H_0 is the Hubble constant today. All models of the universe mediated by the non-phantom universe will decelerate in the intermediate. This implies a decelerating universe for any mass-energy density with EoS $\omega > -1/3$. Recent observations of distant type Ia supernovae [19] indicate that q is negative or that the expansion of the universe is accelerating. This intimates that some form of energy, dark energy, is counteracting the gravitational pull of matter, on the cosmological scale. It is the transition to this domination that is of interest to us. We introduce a new dimensionless parameter that will allow equation (13) to be expressed in terms of two competing energy densities at transition. We let

$$\chi_{ME} = \frac{\rho_{DDE}}{\rho_M} - 1. \quad (15)$$

In this paper, we employ techniques from nonlinear dynamical systems theory. Instead of explicitly determining solutions to a system of equations, our primary interest lies in understanding the behavioural changes in the system's flow. Nonlinear dynamical systems techniques provide the necessary tools for this analysis. Consequently, we will briefly review some key concepts in nonlinear dynamical systems that are relevant to our study. This field is both broad and deep, so the following presentation is only a brief overview. Readers interested in a more comprehensive understanding may consult the extensive range of books and resources available on the techniques and applications of nonlinear dynamical systems.

3. DYNAMICAL SYSTEMS TECHNIQUE IN COSMOLOGY

To contextualise our research, we first discuss the applicability of the dynamical systems approach in cosmology. It is well-understood that the evolution of systems in continuous time can

be characterised using differential equations. In the cosmological context, non-linear dynamical systems techniques allow us to a system of differential equations governing cosmological evolution into a form that manifests the fundamental properties of the model under examination. The key feature of this technique, when compared to numerical or analytical techniques[24], is that our focus is on the overall dynamics rather than individual solutions. In this regard, the dynamical systems approach enables us to gain a comprehensive understanding of how different cosmological parameters interact and evolve over time [20].

Our study is about cosmological transitions and this approach is particularly valuable for modelling transitions between different phases of matter in the universe, such as from radiation-dominated to matter-dominated eras. Utilising Friedmann's equations as the foundation, supplemented by principles from particle physics, we can construct a system of equations that accurately describes these transitional periods. As we will demonstrate, dynamical systems techniques enable the analysis of this system through phase space diagrams, stability analysis, and the identification of fixed points, which correspond to important points in the evolution of the universe.

The stability analysis of the fixed points allows us to determine potential *cosmic attractors*, and therefore comment on the future state of the universe. In our context, cosmic attractors are the stable configurations or evolutions of the universe's expansion. They are specific solutions or states in cosmological models that represent long-term, stable behaviours towards which the universe naturally evolves over time. They represent the equilibrium state of the evolution. They will manifest as points, curves, or more complex structures in phase space where trajectories from a variety of initial conditions converge. Several cosmic attractors in cosmology are already known. These attractors which occur in different phases of evolution include:

- Slow-roll Inflation Attractors [32]: In early universe cosmology, during inflation, the slow-roll conditions for the inflaton field often act as attractors. As the inflaton field slowly evolves down its potential, the inflationary dynamics drive the universe toward a rapid expansion phase, which stabilizes the universe's early state.
- Scaling Solutions [33]: In some cosmological models, especially those involving scalar fields (like quintessence), the field's energy density can scale with the matter or radiation energy density. These scaling solutions can act as attractors, where the scalar field mimics the evolution of other components of the universe over time.
- Matter-dominated attractors [35]: The universe evolves towards a state dominated by matter, typically occurring after radiation domination and before dark energy becomes significant.
- Dark energy-dominated attractors [34]: The universe evolves towards an accelerated expansion phase, dominated by dark energy, which may correspond to the current and future state of the universe.

The classification of cosmic attractors as stable or unstable fundamentally hinges on the system's response to small perturbations or variations in initial conditions. A stable cosmic attractor is characterised by the system's tendency to evolve toward predictable, self-similar behaviour, for example, the accelerating expansion of the universe, often described in models incorporating a cosmological constant or a scalar field. Conversely, unstable cosmic attractors, although they do not denote final states, are crucial for understanding the dynamics of transitional periods in cosmological evolution, offering insights into the mechanisms and processes that shape the universe's trajectory. Our study differs from most previous studies and focuses on a potentially unstable attractor marking the transition to a dark-energy-dominated universe.

We consider a dynamical system of any number of equations with the form:

$$x'^{(n)}(\eta) = f^{(n)}(x^{(m)}(\eta)) \quad (16)$$

where the prime above a variable denotes its derivative with respect to time η , and f represents a function often composed of linear or nonlinear terms related to the variables $x^{(m)}$ and their interactions. A variety of functions f typically present themselves in a nonlinear form. The transition dynamics discussed in this article illustrate one such instance. A critical point for the system satisfies $f(x^{*(m)}) = 0$. We then linearise the system around the fixed points $x^{(m)}$ which we express as follows:

$$\delta x^{(n)} = J_{(m)}^{(n)} x^{(m)}, \quad J_{(m)}^{(n)} x^{(m)} = \left. \frac{\partial f^{(n)}(x^{(m)})}{\partial x^{(m)}} \right|_{x^{(m)}=x^{*(m)}}, \quad (17)$$

$J_{(m)}^{(n)}$ are the respective 'Jacobian'. It is straightforward to determine the eigenvalue λ_j which corresponds to the individual fixed point. The corresponding eigenfunctions are proportional to $e^{\lambda_j \eta}$. We say the $x^{*(m)}$ is attracting if there exists a $\delta > 0$ such that

$$\lim_{\eta \rightarrow \infty} x^{(m)} \rightarrow x^{*(m)}$$

whenever

$$\|x^{(m)}(0) - x^{*(m)}\| < \delta.$$

It is important to define a Liapunov stable point as well because the interpretation in terms of cosmological attraction will have a profound consequence. We say a fixed point $x^{*(m)}$ is Liapunov stable if for each $\epsilon > 0$, there exist a $\delta > 0$ such that

$$\|x^{(m)}(0) - x^{*(m)}\| < \epsilon$$

whenever $\eta \geq 0$ and

$$\|x^{(m)}(0) - x^{*(m)}\| < \delta.$$

In other words, the trajectories that start within δ of $x^{*(m)}$ remain within ϵ of $x^{*(m)}$ for all positive η . In the context of cosmological transition dynamics, a Lyapunov stable and attracting fixed point—meaning it is asymptotically stable—indicates a final state where the system eventually settles. However, the specific nature of this transition is significantly influenced by interaction terms. These terms can cause the trajectories to initially resist stabilisation, delaying their convergence to the attractor. Let us first formulate the system of equations that characterises dynamics around the matter-dark energy transition.

4. MATTER TO DYNAMIC DARK ENERGY TRANSITION

To simplify the notation, we will relabel χ_{ME} in equation (15) as X . In addition to this, we introduce three other dimensionless variables that emerge when χ_{ME} is differentiated with respect to η . The complete set of variables is defined as:

$$\begin{aligned}
X &= \frac{\rho_{DDE}}{\rho_M} - 1 \\
Y &= \frac{Q_{ME}}{\rho_M H} \\
Z &= \frac{\rho_M}{H^2} \\
S &= \frac{\Lambda}{2H^2}.
\end{aligned} \tag{18}$$

Before presenting the evolution equations for these variables, we need to discuss the effect of interactions on the conditions satisfied by these variables. It is typically acceptable to assume $\rho_M > 0$ and $\rho_{DDE} > 0$ in the absence of interaction, which implies that $X \geq -1$. However, when interactions between ρ_M and ρ_{DDE} are present, as is the case in the system we will examine, assuming $\rho_M > 0$ and $\rho_{DDE} > 0$ could lead to the exclusion of potentially viable solutions in the phase space, as demonstrated in [21]. Therefore, while relaxing the positivity conditions might be necessary, it should be approached with caution.

It is suggested that such relaxation may partly explain the difficulty in defining energy density variables in the case of several interacting fluids, as discussed in [22]. The key takeaway here is that any results obtained must be interpreted within the context of this relaxation condition. In our analysis, not requiring $\rho_M > 0$ and $\rho_{DDE} > 0$ alters the previous constraint of $X \geq -1$, allowing X to be lower than -1 . As we will see, this introduces challenges in interpreting results that fall within the regions where $X < -1$. A discussion of the coupling interaction term would be incomplete without speculating about its potential form. While we do not explicitly propose an ansatz for the interaction term in this study, existing literature already offers some possible forms. For example, $Q \propto \rho_m \rho_{de}/H$ as shown in [23], or $Q \propto \rho_M X$ as suggested in [24]. Returning to the variables given in equation (18), it can be demonstrated that differentiating each variable with respect to η , and making substitutions using equations (10 - 11) and variables (18), results in the following closed system of evolution equations:

$$\begin{aligned}
X' &= -3\omega_{DDE}(X+1) - Y(X+2), \\
Y' &= -Y \left[-5 + Y + \frac{Z}{6}(X+2) + \frac{4}{3}S \right] \\
Z' &= Z \left[1 + Y - \frac{Z}{3}(X+2) + \frac{4}{3}S \right], \\
S' &= -2S \left[-2 + \frac{Z}{6}(X+2) + \frac{4}{3}S \right].
\end{aligned} \tag{19}$$

In the context of the matter-to-dark energy transition, it is noteworthy that a specific constraint holds in the vicinity of this transition. This constraint can be utilised to reduce the dimensionality of the coupled system of equations. However, we retain the full system for this analysis to provide a comprehensive understanding. The said constraint is

$$\frac{Z}{3}(X+2) + \frac{2}{3}S = 1. \tag{20}$$

It is straightforward to show that system (19) has the set of fixed points (*FP*) given in Eqs (21-28).

As discussed in the next section, not all these fixed points are viable.

$$FP_1 = \left(-1, 0, 0, 0 \right) \quad (21)$$

$$FP_2 = \left(-1, 0, 0, \frac{3}{2} \right) \quad (22)$$

$$FP_3 = \left(-1, 0, 3, 0 \right) \quad (23)$$

$$FP_4 = \left(-1, 0, 6, \frac{3}{4} \right) \quad (24)$$

$$FP_5 = \left(-\frac{\omega_{DDE} + 2}{\omega_{DDE} + 1}, 3, 0, \frac{3}{2} \right) \quad (25)$$

$$FP_6 = \left(-\frac{\omega_{DDE} + 2}{\omega_{DDE} + 1}, 3, \frac{12(\omega_{DDE} + 1)}{\omega_{DDE}}, 0 \right), \omega_{DDE} \neq 0 \quad (26)$$

$$FP_7 = \left(-\frac{10 + 3\omega_{DDE}}{5 + 3\omega_{DDE}}, 5, 0, 0 \right), \omega_{DDE} \in (-\infty, -2) \cup (-2, -\frac{5}{3}) \quad (27)$$

$$FP_8 = \left(-\frac{10 + 3\omega_{DDE}}{5 + 3\omega_{DDE}}, 5, 0, 0 \right), \omega_{DDE} \in (-\frac{5}{3}, -\frac{4}{3}) \cup (-\frac{4}{3}, -1) \cup (-1, 0) \cup (0, \infty) \quad (28)$$

5. ANALYSIS AND DISCUSSION

These fixed points can be divided into two sets. The first set of fixed points that apply to studies of the transition period. These are given by FP_3, FP_4 , and FP_6 . The second set of fixed points are those that do not apply to studies of the transition period, i.e. FP_1, FP_2, FP_7 , and FP_8 . This is because $Z^* = 0$ implies $\rho_M = 0$, which leaves X undefined. We may nevertheless consider the neighbourhood $Z^* \rightarrow 0 (\rho_M \rightarrow)$ when the impact of matter is negligible. An alternative and potentially physically viable viewpoint is that $\rho_M \ll H^2$ given equation (18). In this scenario, H^2 is dominated by ρ_{DDE} and the cosmological constant, corresponding to a large positive value of X . This perspective pertains to the far future, post-transition timescale. Consider, for example, the scenario in which $X^* = -2$, which from FP_8 is equivalent to $\omega_{DDE} \approx 0$. This would suggest that $\rho_M = -\rho_{DDE}$, implying a negative energy density if the positivity conditions on energy densities are upheld. Such a condition would signify a violation of well-established energy conditions in cosmology [27]. In the present case, the relation should be understood in the context of equations (11) and (12), which are inherently linked through the interaction term.

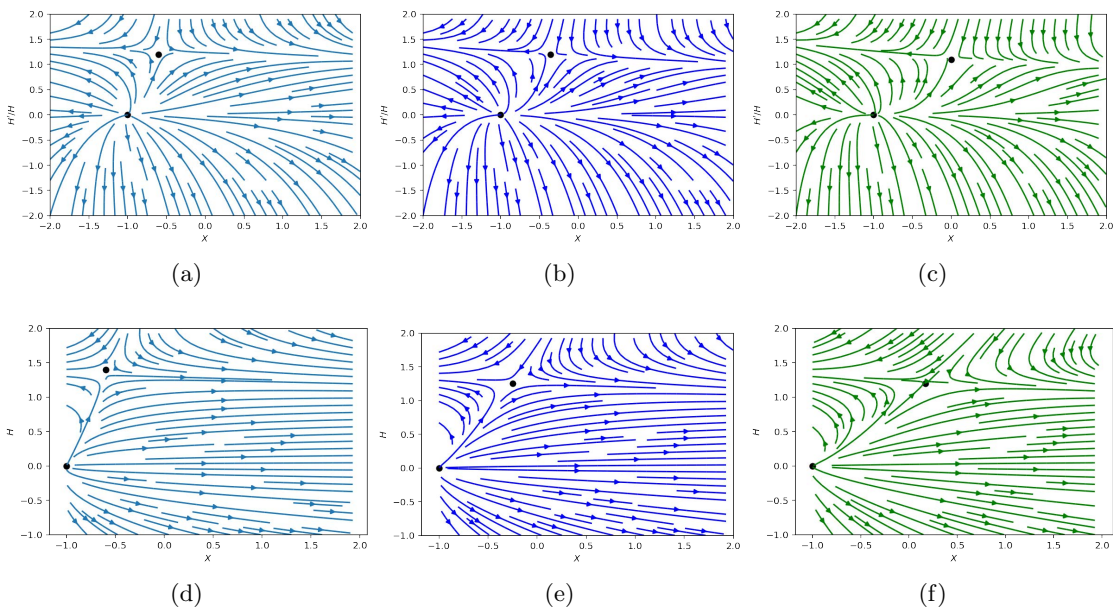
In other words, by mathematically manipulating equation (12) and applying the condition $\rho_M = -\rho_{DDE}$, one can derive equation (11). Physically, this suggests a shift to a different regime in the past, which is inaccessible in this formulation but could have significant implications for our understanding. Fortunately, our focus is on the transition neighbourhood and we do not need to examine the viability or meaning of the extreme fixed point. We will not delve into the potential implications of negative energy; instead, we will confine our analysis to cases where our approach is evident. Specifically, we will examine two fixed points, denoted as FP_3 and FP_6 . For these fixed points, we will present two-dimensional (2D) phase portraits of X versus Y, Z, S , or H'/H .

We simulate the coupled system of non-linear differential equations as presented in equations (33), utilising a Python code that facilitates the variation of ω_{DDE} . Various phase portraits are obtained through this simulation, illustrating the dynamical behaviour under investigation.

These findings are summarised in Figures (1-4). The following observations are noteworthy: 1) The simulation demonstrates sensitivity to the initial values, underscoring the necessity for careful selection. 2) While it is feasible to present phase portraits for various fixed values of ω_{DDE} , we have elected to illustrate this with three specific values. 3) Our discussion primarily focuses on the rate of change of the Hubble parameter plotted against X_{ME} as depicted in the last row; however, it is crucial to understand that the phase portraits of other parameters correspond to the selected values of ω_{DDE} can be discussed in their respect. 4) It becomes apparent that as ω_{DDE} increases, the second fixed point in each portrait shifts from left to right within the table. 5) Physically plausible results align with $X \geq -1$, assuming both ρ_M and ρ_{DDE} are positive. In supporting this conclusion, it is imperative to consider the cautionary insights provided in [20, 21].

6. FIGURES

FIG. 1: Phase portraits X (horizontal axis) and H (vertical axis).
(d) $\omega_{DDE} = -1.5$ (e) $\omega_{DDE} = -1.0$ (f) $\omega_{DDE} = -0.75$



Let's examine the implications of the phase portrait for H'/H versus X when $\omega_{DDE} = -0.5$. The system features two fixed points: $(H'/H, X^*) = (-1, 0)$ and $(H'/H, X^*) = (0, 1.2)$. According to the stability analysis in Section 7, the first point is unstable, while the second is a saddle point.

The first fixed point, at which $X \approx -1$, indicates a scenario where $\rho_{DDE}/\rho_M \approx 0$. This corresponds to a non-accelerating, flat Λ CDM model with a deceleration parameter $q = -1$, based on Equation (14). In contrast, the second fixed point, where $X = 0$, represents the equality $\rho_{DDE} = \rho_M$, is often seen as the transition point to an accelerating universe. However, we suggest that acceleration might begin before this equality, influenced by the value of ω_{DDE} and the interaction

FIG. 2: Phase portraits X (horizontal axis) and Q (Interaction) (vertical axis). (a) $\omega_{DDE} = -1.5$ (b) $\omega_{DDE} = -1.0$ (c) $\omega_{DDE} = -0.75$

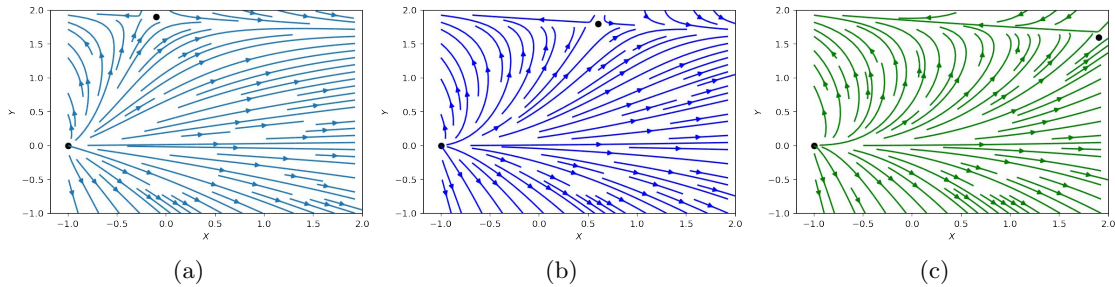
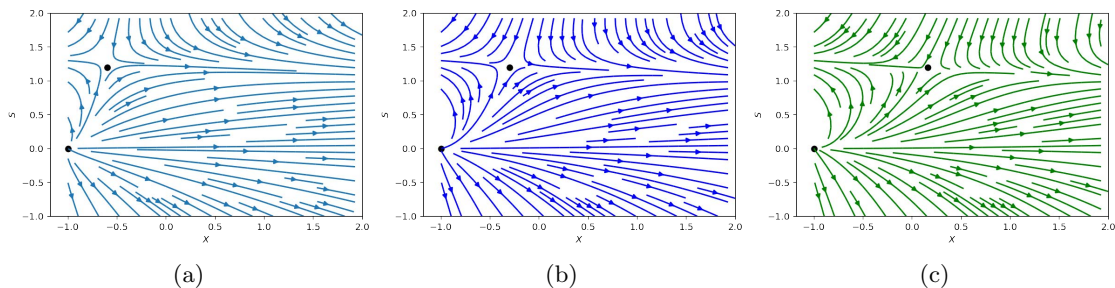


FIG. 3: Phase portraits X (horizontal axis) and Q (Interaction) (vertical axis). (a) $\omega_{DDE} = -1.5$ (b) $\omega_{DDE} = -1.0$ (c) $\omega_{DDE} = -0.75$



term. The phase portraits reveal different X values for various ω_{DDE} choices, although those aren't shown here.

Considering the scenario with $\omega_{DDE} = -0.75$, we find that $H'/H \approx 1.2$, corresponding to $q = -2.2$, which signals an accelerating universe. Given that q depends on the Hubble parameter and the universe's matter composition, one might question if a universe shaped by such ρ_{DDE} could evolve to our current estimate $q_0 \approx -0.55$ [19], or $q_0 \approx -1.08 \pm 0.29$ from supernovae data [25].

The challenge lies in accurately determining the Hubble constant H_0 . Improved precision in H_0 will also enhance the determination of q_0 . Refining these parameters could allow us to estimate X_0 , which represents today's state as given by Equation (15). This current value might not align with a fixed point, as we may exist in a post-transition era. Thus, our approach places constraints

FIG. 4: Phase portraits X (horizontal axis) and Z (Matter) (vertical axis). (a) $\omega_{DDE} = -1.5$ (b) $\omega_{DDE} = -1.0$ (c) $\omega_{DDE} = -0.75$

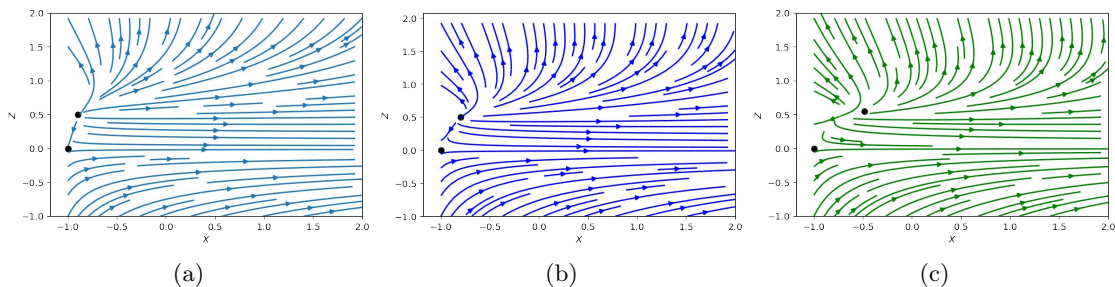


FIG. 5: Phase portraits X (horizontal axis) and H'/H (Hubble rate of change) (vertical axis). (a) $\omega_{DDE} = -1.5$ (b) $\omega_{DDE} = -1.0$ (c) $\omega_{DDE} = -0.75$

on parameters rather than pinpointing exact values.

Regardless, this discussion implies that expansion accelerated at the transition given an equation of state $\omega_{DDE} = -0.75$, assuming $\rho_{DDE} > 0$. Relaxing this assumption shifts the transition point away from $X = -1$, underscoring the importance of context when interpreting these results, especially in relation to current observations.

From observation, we live at a time when the dark energy density is estimated to be approximately 3 times that of combined matter. It follows that

$$\frac{\rho_{DDE}}{H^2} + \frac{\Lambda}{H^2} \approx 3\frac{\rho_M}{H^2}, \quad (29)$$

If Λ/ρ_{DDE} denoted by β and thought of a fraction then

$$\rho_{DDE}(1 + \beta) \approx 3\rho_M. \quad (30)$$

The salient implication in this ansatz is that the dynamic dark energy has the same equation of state as the cosmological constant. In this regard,

$$X = 2 - \beta. \quad (31)$$

The value of β determines the value of X today. For instance, If β is negligible, i.e. when $\Lambda/\rho_M \approx 0$, then $X = 2$, while if $\beta = 1$, i.e, Λ equals ρ_{DDE} , then $X = 1$. If $\beta = 2$, that is if Λ is twice the size of ρ_{DDE} then $X = 0$. This means the cosmological constant dominates the dark energy. Although the consideration above is hypothetical, it may not be entirely unfounded given the discrepancy between the Λ values obtained from quantum field theory and observation in cosmology [26]. This aside, we can conclude that in the parameter space of solutions, one can use dynamic systems techniques to scan for structure evolution-altering behaviour. The location of the second fixed point in the H'/H and X phase portrait depends on the value of ω_{DDE} . We have not affixed any initial conditions to the system of differential equations and as such the results should be viewed as proof of concept. One is bound to ask how this can be made rigorous. For one, we could use limiting conditions from observation to set the initial or boundary values to the system given by (33) as one does when seeking analytical or numeric solutions see for example [24]. Such conditions would then guide the interpretation of results. The characteristic observed above leads to the conclusion that ω_{DDE} is a control parameter that leads to bifurcation in this flow.

7. STABILITY ANALYSIS

In this section, we illustrate the stability analysis of the unstable and saddle points for a generic value of ω_{DDE} . We first state what we mean by a stable point. We say that (X^*, W^*) is an attracting fixed point in the phase-portrait if all trajectories that start close to this point approach

this as time passes; $\eta \rightarrow \infty$.

$$\begin{aligned}
f &= -3\omega_{DDE}(X+1) - Y(X+2), \\
g &= -Y \left[-5 + Y + \frac{Z}{6}(X+2) + \frac{4}{3}S \right] \\
h &= Z \left[1 + Y - \frac{Z}{3}(X+2) + \frac{4}{3}S \right], \\
I &= -2S \left[-2 + \frac{Z}{6}(X+2) + \frac{4}{3}S \right].
\end{aligned} \tag{32}$$

whose derivatives are

$$f_X = -3\omega_{DDE} - Y, \quad f_Y = -(X+2), \quad f_Z = 0, \quad f_S = 0. \tag{33}$$

$$g_X = -\frac{YZ}{6}, \quad g_Y = - \left[-5 + 2Y + \frac{Z}{6}(X+2) + \frac{4}{3}S \right], \quad g_Z = -\frac{Y(X+2)}{6}, \quad g_S = -\frac{4}{3}Y. \tag{34}$$

$$h_X = -\frac{Z^2}{3}, \quad h_Y = Z, \quad h_Z = \left[1 + Y - \frac{2Z}{3}(X+2) + \frac{4}{3}S \right], \quad h_S = \frac{4}{3}S. \tag{35}$$

$$I_X = -\frac{1}{3}SZ, \quad I_Y = 0, \quad I_Z = -\frac{1}{3}S(X+2), \quad I_S = -2 \left[-2 + \frac{Z}{6}(X+2) + \frac{8}{3}S \right]. \tag{36}$$

The eigenvalues at $(-1,0,0,0)$.

$$J \equiv \begin{bmatrix} -3\omega_{DDE} & -1 & 0 & 0 \\ 0 & 5 & 0 & 0 \\ 0 & 0 & 1 & 0 \\ 0 & 0 & 0 & 4 \end{bmatrix}$$

$$|\lambda I - J| = 0 \tag{37}$$

$$\lambda = 5, \lambda = 1, \quad \lambda = 4, \quad \lambda = -3\omega_{DDE}. \tag{38}$$

It is clear that the point $(-1,0,0,0)$ is unstable for $\omega_{DDE} < 0$. Likewise, the stability of the remaining fixed points can be similarly analysed.

8. CONCLUSION

In conclusion, our study has explored the intricate dynamics surrounding the transition between matter and dark energy, specifically considering scenarios with interacting constituents. Building on our exploration of matter-dark energy interactions, we employed dynamical systems techniques to delve into the critical factors influencing these dynamics. This approach enabled us to unpack the complex interplay between various cosmological constituents and shed light on their evolving characteristics as the universe transitions from a matter-dominated phase to a dark energy-dominated one. By understanding the role of key parameters and their influence over time, we can enhance our theoretical models and better align them with observational evidence. These insights are crucial for advancing our understanding of the universe's expansion history and future trajectory, illustrating the value of integrating dynamical systems methodologies in cosmological research.

Our analysis reveals that the evolution of the dark energy’s equation of state parameter, ω_{DDE} , is not static; rather, it evolves. Moreover, the values of ω_{DDE} determined from observational data are dependent on the period under consideration. These findings suggest that any comprehensive understanding of dark energy must account for its dynamic nature, further emphasising the need for models that can encompass temporal variations in its properties. This could have significant implications for how we interpret observational data and refine our theoretical models in cosmology.

Acknowledgement:

The author thanks the University of Cape Town’s NGP for financial support.

Appendix A: References

-
- [1] Aghanim N et al. (2020) Planck 2018 results. VI. Cosmological parameters. *A&A* 641, A6 (2020)
 - [2] Zhao GB et al. Dynamical dark energy in light of the latest observations. *Nat. Astron.* (2017), 1, 627.
 - [3] Yang W et al. Observational constraints on one-parameter dynamical dark energy parametrisations and the H_0 tension. *Phys. Rev. D* 2019, 99, 043543.
 - [4] Di Valentino E et al. In the realm of the Hubble tension—a review of solutions. *Class. Quantum Grav.* 38 (2021) 153001 (110pp)
 - [5] Vagnozzi S. et al (2020). Do we have any hope of detecting scattering between dark energy and baryons through cosmology? *Mon. Not. R. Astron. Soc.* 493, 1139 (2020).
 - [6] Kelley R E, et al (2019) Implications of a transition in the dark energy equation of state for the H_0 and σ_8 tensions
 - [7] Joudaki S et al. KiDS-450: Testing extensions to the standard cosmological model. *Mon. Not. Roy. Astron. Soc.*, 471:1259, 2017.
 - [8] Di Valentino E et al. Constraining Dark Energy Dynamics in Extended Parameter Space. *Phys. Rev. D* 2017, 96, 023523
 - [9] Yang W et al. (2021b) 2021- H_0 Odyssey: Closed, Phantom and Interacting Dark Energy Cosmologies. *JCAP* 10 (2021) 008
 - [10] Benisty D and Staicova D. Constraining the dark energy models using Baryon Acoustic Oscillations: An approach independent of $H_0 \cdot r_d$. *A&A* 668, A135 (2022)
 - [11] Roy N. (2024) Dynamical dark energy in the light of DESI 2024 data. e-Print: 2406.00634 [astro-ph.CO]
 - [12] Adame AG , J Aguilar, S Ahlen, S Alam, DM Alexander, M Alvarez, O Alves, A Anand, U Andrade, E Armengaud, et al. Desi 2024 vi: Cosmological constraints from the measurements of baryon acoustic oscillations. arXiv preprint arXiv:2404.03002, 2024.
 - [13] Sharma R K et al. (2022) Implications of an Extended Dark Energy Model with Massive Neutrinos. *The Astrophysical Journal*, Volume 934, Number 2
 - [14] Alestas G, Kazantzidis L, and Perivolaropoulos L. $\omega - M$ phantom transition at $z_t < 0.1$ as a resolution of the Hubble tension *Phys. Rev. D* 103, 083517.
 - [15] Di Valentino E et al. (2021e)
 - [16] Chudaykin A, Dolgikh K, and Ivanov MM. Constraints on the curvature of the Universe and dynamical dark energy from the Full-shape and BAO data. *Phys. Rev. D* 103, 023507 (2021).
 - [17] Abdalla E. et al. Cosmology intertwined: A review of the particle physics, astrophysics, and cosmology associated with the cosmological tensions and anomalies. *Journal of High Energy Astrophysics*, Vol 34.
 - [18] Barkana R, Possible interaction between baryons and dark-matter particles revealed by the first stars, *Nature* 555 (2018) 71-74
 - [19] Turner M S. The dark side of the universe: from Zwicky to accelerated expansion. *Physics Report* 333-334 (2000).

- [20] Bahamonde S et al. Dynamical systems applied to cosmology: dark energy and modified gravity. arXiv:1712.03107v3.
- [21] Quartin M, Calvao M O, Joras S E, Reis R R, & Waga I. (2008). Dark Interactions and Cosmological Fine-Tuning. JCAP, 0805, 007. arXiv:0802.0546
- [22] Tamanini N (2015). Phenomenological models of dark energy interacting with dark matter. Phys. Rev., D92(4), 043524. arXiv:1504. 07397
- [23] Perez J et al (2014). The Jungle Universe: coupled cosmological models in a Lotka-Volterra framework. Gen. Rel. Grav., 46, 1753. arXiv:1306.1037
- [24] Osano B. Dynamics of the transitions epochs in cosmological evolution e-print, <https://arxiv.org/abs/2406.00506>.
- [25] Camerena D and Marra V (2020). Local determination of the Hubble constant and the deceleration parameter. Physical Review Research 2, 013028.
- [26] Hobson M P, Efstathiou, G P, Lasenby, A N. General Relativity: An Introduction for Physicists (2014 ed.). Cambridge: Cambridge University Press. ISBN 978-0-521-82951-9. LCCN 2006277059. OCLC 903178203.
- [27] Ellis GFR, Maartens R and MacCallum MAH. Relativistic Cosmology. (2012) Cambridge: Cambridge University Press.
- [28] Coley, A A. Dynamical Systems and Cosmology (Springer, Dordrecht, 2003).
- [29] Wainwright, J. and Ellis, G. F. R. Dynamical Systems in Cosmology (Cambridge University Press, Cambridge, 1997).
- [30] Tavakol, R. Introduction to dynamical systems. In Dynamical Systems in Cosmology (eds Wainwright, J. and Ellis, G. F. R.) 84–104 (Cambridge University Press, Cambridge, 1997).
- [31] Osano B. Dark Energy: A Dynamical Systems Approach to the Reconstruction of the Equation of State. e-print, <https://arxiv.org/abs/2409.07053>
- [32] Pattison C et al. The attractive behaviour of ultra-slow-roll inflation. JCAP08(2018)048.
- [33] Copeland E, Liddle AR, Wands D. Exponential potentials and cosmological scaling solutions (1998). Phys. Rev. D57:4686-4690.
- [34] Armendariz-Picon C, Mukhano V, and Steinhardt PJ. A Dynamical Solution to the Problem of a Small Cosmological Constant and Late-Time Cosmic Acceleration (2000). Phys. Rev. Lett. 85:4438-4441
- [35] Papagiannopoulos G et al. Dynamics and cosmological evolution in Λ - varying cosmology (2020). Eur. Phys. J. C 80:55