

Task-oriented Age of Information for Remote Monitoring Systems

Shuying Gan*, Xijun Wang*, Chao Xu[†], and Xiang Chen*

*School of Electronics and Information Engineering, Sun Yat-sen University, Guangzhou, 510006, China

[†]School of Information Engineering, Northwest A&F University, Yangling, 712100, China

Email: ganshy7@mail2.sysu.edu.cn, wangxijun@mail.sysu.edu.cn, cxu@nwfafu.edu.cn, chenxiang@mail.sysu.edu.cn

Abstract—The emergence of intelligent applications has fostered the development of a task-oriented communication paradigm, where a comprehensive, universal, and practical metric is crucial for unleashing the potential of this paradigm. To this end, we introduce an innovative metric, the Task-oriented Age of Information (TAoI), to measure whether the content of information is relevant to the system task, thereby assisting the system in efficiently completing designated tasks. Also, we study the TAoI in a remote monitoring system, whose task is to identify target images and transmit them for subsequent analysis. We formulate the dynamic transmission problem as a Semi-Markov Decision Process (SMDP) and transform it into an equivalent Markov Decision Process (MDP) to minimize TAoI and find the optimal transmission policy. Furthermore, we demonstrate that the optimal strategy is a threshold-based policy regarding TAoI and propose a relative value iteration algorithm based on the threshold structure to obtain the optimal transmission policy. Finally, simulation results show the superior performance of the optimal transmission policy compared to the baseline policies.

Index Terms—Task-oriented communication, Age of information, semi-Markov decision process.

I. INTRODUCTION

Generally, conventional communications rely on Shannon’s channel coding theory to achieve reliable transmission from sources to destinations [1]. The core idea is to abstract information into bits and design source coding/decoding, channel coding/decoding, and modulation/demodulation parts to minimize bit/symbol error rate or signal distortion measures (e.g., Mean Square Error) and achieve error-free replication of bits from source to destination [2]. This approach has demonstrated tremendous success across a range of voice and data communication systems [3]. However, with the emergence of intelligent systems such as real-time cyber-physical systems, interactive systems, and autonomous multi-agent systems, the communication goals of these systems are no longer to reconstruct the underlying message but to enable the destination to make the right inference or to take the right decision at the right time and within the right context

[4]. This shift poses new technical challenges to conventional communication systems [5]. Therefore, a new communication paradigm, task-oriented communication or goal-oriented communication, has been proposed as a promising solution [6].

The key to unlocking the potential of task-oriented communication lies in a comprehensive, universal, and practical metric. This metric measures the relevance of information to system task, thereby significantly reducing computational and transmission costs by only acquiring, transmitting, and reconstructing task-relevant information. In recent years, there have been several studies on metrics for task-oriented communication [7]–[11]. In [7], the Age of Information (AoI) was proposed as a pioneering metric to capture the freshness of data perceived by the destination. However, AoI is limited in that it cannot measure the content of information or the dynamic changes in information content. To address this issue, the authors of [8] proposed the Age of Incorrect Information (AoII), which reflects the discrepancy between the receiver’s estimate and the actual system state. In [9], the authors introduced the Age of Changed Information (AoCI), positing that changes in information content to be more beneficial to the system. In [10], the Age of Version (AoV) was introduced, counting the integer difference between the versions at the database and the local cache. The authors of [11] proposed the Age of Actuation (AoA), which captures the elapsed time since the last performed actuation at a destination based on data received by a source. However, none of these metrics directly assess whether the information content is relevant to the system task.

In this paper, we consider a remote monitoring system consisting of a sensor, a processor, a transmitter, and a receiver. Specifically, the sensor captures real-time images, which are pre-identified by the processor, and then the receiver decides whether to require the transmitter to transmit the images based on the pre-identification results and monitoring target. A new task-oriented communication metric called Task-oriented Age of Information (TAoI) is introduced, which directly characterizes whether the information content is relevant to the system task. If the transmitted image matches the target, TAoI decreases; otherwise, it increases. We focus on finding the optimal transmission policy for the remote monitoring

This work was supported in part by the National Natural Science Foundation of China under Grants 62271513 and 62271413, and in part by the Research Fund under the Shaanxi Province Innovation Capability Support Program under Grant 2023KJXX-010.

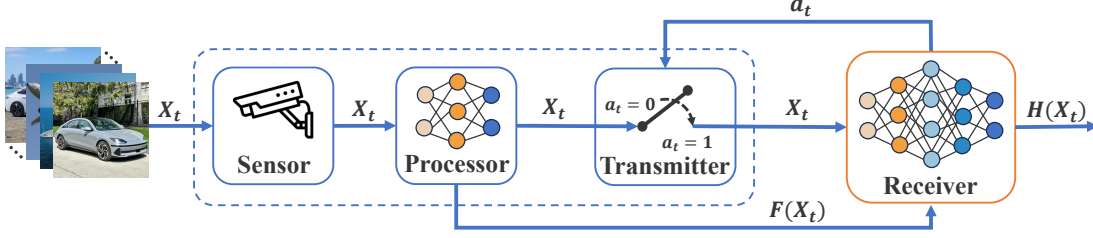


Fig. 1: An illustration of the task-oriented monitoring system.

system to minimize TAOI. By modeling the problem as an infinite time-horizon Semi-Markov Decision Process (SMDP) and transforming it into an equivalent MDP with uniform time steps, we prove that the optimal transmission policy is a threshold-type policy. Furthermore, we propose a low-complexity relative value iteration algorithm based on the threshold structure to obtain the optimal transmission policy. Finally, simulation results demonstrate that the optimal transmission policy outperforms the two baseline policies.

II. SYSTEM OVERVIEW

A. System Model

As shown in Fig. 1, we consider a task-oriented monitoring system consisting of a sensor, a processor, a transmitter, and a receiver. The system is to identify the target images and send them to the receiver for further analysis (e.g., highway traffic analysis and prediction). The sensor captures real-time images, which are then pre-identified by the lightweight binary classifier in the processor. The pre-identification result is sent to the receiver to aid in recognizing the target image. The receiver utilizes the pre-identification result from the processor along with the target to determine whether to instruct the transmitter to send the image. The transmitter receives transmission decisions from the receiver and executes the image transmission through the channel. The receiver is equipped with a large binary classifier. Upon receiving the image, the large binary classifier evaluates whether it matches the target.

A time-slotted system is considered as shown in Fig. 2, where the duration of each time slot is τ (in seconds) and a decision epoch of the receiver is specified as a time step. At the beginning of time step t , the sensor captures a fresh image $X_t \in \mathcal{X}$, whose label is defined by $Y_t \in \{0, 1\}$. Here, $Y_t = 1$ indicates that the image X_t contains content of interest to the monitoring task (i.e., image X_t is the target image of the monitoring task), and $Y_t = 0$ indicates it does not. We define the probability that the label Y_t of image X_t at time step t is 1 as $\Pr(Y_t = 1) = q$, and the probability that the label Y_t of image X_t at time step t is 0 as $\Pr(Y_t = 0) = 1 - q$. The processor pre-identifies the image X_t and sends the obtained pre-identification result $F(X_t)$ to the receiver, where $F(X_t) \in \{0, 1\}$. Note that the processor may provide incorrect information. Let p_A and p_B respectively denote the misidentification probabilities of image X_t for labels $Y_t = 0$ and $Y_t = 1$, i.e.,

$$p_A \triangleq \Pr(F(X_t) = 1 | Y_t = 0), \forall t, \quad (1)$$

$$p_B \triangleq \Pr(F(X_t) = 0 | Y_t = 1), \forall t. \quad (2)$$

Particularly, we denote g as the probability that the processor's pre-identification result for image X_t is 1, i.e.,

$$\begin{aligned} g &\triangleq \Pr(F(X_t) = 1) = \Pr(F(X_t) = 1 | Y_t = 0) \Pr(Y_t = 0) \\ &\quad + \Pr(F(X_t) = 1 | Y_t = 1) \Pr(Y_t = 1) \\ &= p_A(1 - q) + (1 - p_B)q, \forall t. \end{aligned} \quad (3)$$

Based on the pre-identification result $F(X_t)$ and the target, the receiver must determine whether to request the transmitter to transmit the image X_t . Let $a_t \in \{0, 1\}$ denote the transmission decision at time step t , where $a_t = 1$ indicates that the transmitter transmits the image X_t to the receiver, and $a_t = 0$, otherwise. We assume that each image from the sensor to the receiver takes T_u time slots. Note that the duration of a time step is not uniform. Specifically, let $L(a_t)$ denote the number of time slots in time step t with action a_t being taken, which can be expressed as

$$L(a_t) = \begin{cases} 1, & \text{if } a_t = 0 \\ T_u, & \text{if } a_t = 1 \end{cases}. \quad (4)$$

When the image X_t arrives at the receiver, it is processed by a large binary classifier. We assume that the classifier is perfectly accurate, meaning the identification result $H(X_t)$ is identical to the image label Y_t , i.e., $H(X_t) = Y_t$. We denote by $d_t \in \{0, 1\}$ an indicator for whether the monitoring task is successful at time step t . If $d_t = 1$, then the identification result $H(X_t)$ matches the target (i.e., $H(X_t) = 1$). Otherwise, it indicates they are different (i.e., $H(X_t) \neq 1$). In particular, the probabilities for success and failure of the monitoring task are given as follows:

$$\begin{aligned} \Pr(d_t = 1) &= \Pr(H(X_t) = 1) = \Pr(Y_t = 1) \\ &= (1 - \hat{p}_A) \Pr(F(X_t) = 1) + \hat{p}_B \Pr(F(X_t) = 0), \end{aligned} \quad (5)$$

$$\begin{aligned} \Pr(d_t = 0) &= \Pr(H(X_t) \neq 1) = \Pr(Y_t \neq 1) \\ &= \hat{p}_A \Pr(F(X_t) = 1) + (1 - \hat{p}_B) \Pr(F(X_t) = 0), \end{aligned} \quad (6)$$

where

$$\hat{p}_A \triangleq \Pr(Y_t = 0 | F(X_t) = 1) = \frac{(1 - q)p_A}{(1 - q)p_A + q(1 - p_B)}, \quad (7)$$

$$\hat{p}_B \triangleq \Pr(Y_t = 1 | F(X_t) = 0) = \frac{qp_B}{(1 - q)(1 - p_A) + qp_B}. \quad (8)$$

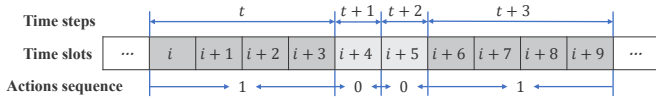


Fig. 2: An illustration of time slots and time steps.

B. Task-oriented Age of Information

In many real-time systems, AoI is extensively used to quantify the freshness of data perceived by the receiver, thereby enhancing the utility of decision-making processes [12]. These efforts are driven by the consensus that freshly received data typically contains more valuable information. However, AoI does not provide a direct measure of the data's content and ignores the relevance of information content to system task. The metric we proposed, the TAOI, differs from AoI in that TAOI not only captures the time lag of information received at the destination but also assesses whether the content of this information is relevant to the system task.

For our system, TAOI decreases only when the monitoring task is successful; otherwise, it increases. Formally, let U_t denote the time step at which the receiver receives the target image. Then, the TAOI at the i th time slot of time step t can be defined as

$$\Delta_{t,i} = \sum_{n=U_t}^{t-1} L(a_n) + i - 1, \quad (9)$$

where the first term is the total number of time slots in the previous time steps since U_t . For ease of exposition, we represent the TAOI at the beginning of time step t as Δ_t . That is, $\Delta_t = \Delta_{t,1} = \sum_{n=U_t}^{t-1} L(a_n)$. We let $\hat{\Delta}$ be the upper limit of the TAOI, which is assumed to be finite but can be arbitrarily large. When the transmitter sends an image to the receiver, and this image is the target image (i.e., $a_t = 1$ and $d_t = 1$), we specify that TAOI decreases to T_u . If the transmitter sends an image that is not the target image (i.e., $a_t = 1$ and $d_t = 0$), then TAOI increases by T_u . When the receiver decides not to request the transmitter to send the image (i.e., $a_t = 0$), TAOI increases by one. Thus, the dynamics of TAOI can be shown as follows:

$$\Delta_{t+1} = \begin{cases} T_u, & \text{if } a_t = 1 \text{ and } d_t = 1; \\ \min\{\Delta_t + T_u, \hat{\Delta}\}, & \text{if } a_t = 1 \text{ and } d_t = 0; \\ \min\{\Delta_t + 1, \hat{\Delta}\}, & \text{if } a_t = 0. \end{cases} \quad (10)$$

In addition, we illustrate an example of the TAOI evolution with $T_u = 4$ in Fig. 3.

C. Optimization Problem

In this paper, we aim at finding an optimal transmission policy $\pi = (a_1, a_2, \dots)$ that minimizes the long-term average TAOI. Therefore, the dynamic transmission problem can be formulated as follows:

$$\min_{\pi} \limsup_{T \rightarrow \infty} \frac{\mathbb{E} \left[\sum_{t=1}^T \Delta_t \right]}{\mathbb{E} \left[\sum_{t=1}^T L(a_t) \right]}. \quad (11)$$

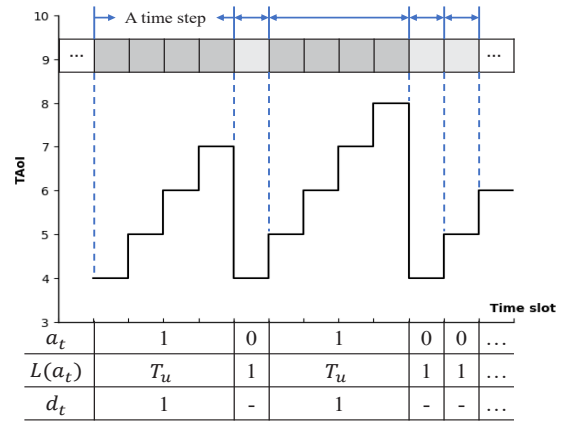


Fig. 3: An illustration of the evolution of TAOI ($T_u = 3$).

III. SMDP FORMULATION AND SOLUTION

A. SMDP Formulation

SMDP extends MDP to handle situations where the time intervals between decision instants are not constant, as occurs with the dynamic transmission problem considered here. To this end, we formulate the problem as an infinite time-horizon SMDP problem, which consists of a tuple $(\mathcal{S}, \mathcal{A}, t^+, \Pr(\cdot, \cdot), R(\cdot, \cdot))$ and is described as follows:

1) State space \mathcal{S} : The state \mathbf{s}_t of the SMDP at time step t is defined as $\mathbf{s}_t \triangleq (\Delta_t, F(X_t))$, where Δ_t denotes the TAOI at the beginning of time step t and $F(X_t)$ represents the pre-identification result for the image X_t at time step t . The space of all possible states is denoted by \mathcal{S} , and it is finite because the TAOI is bounded by an upper limit $\hat{\Delta}$.

2) Action space \mathcal{A} : The action at time step t is the transmission decision a_t and the action space is $\mathcal{A} \triangleq \{0, 1\}$.

3) Decision epoch t^+ : A transmission decision is made at the beginning of a time step. The time interval $L(a_t)$ between two adjacent decision epochs depends on the action a_t taken at time step t , as detailed in (4).

4) Transition probability $\Pr(\cdot, \cdot)$: Given current state $\mathbf{s}_t = (\Delta_t, F(X_t))$ and action a_t , the transition probability to the next state $\mathbf{s}_{t+1} = (\Delta_{t+1}, F(X_{t+1}))$ is denoted by $\Pr(\mathbf{s}_{t+1} | \mathbf{s}_t, a_t)$. According to the TAOI evolution dynamic in (10), the transition probability can be given in Table I.

5) Reward function $R(\cdot, \cdot)$: Let Δ_t be the instantaneous reward under state \mathbf{s}_t given action a_t , i.e.,

$$\begin{aligned} R(\mathbf{s}_t, a_t) &= R((\Delta_t, F(X_t)), a_t) \\ &= \sum_{i=1}^{L(a_t)} \Delta_{t,i} = \sum_{i=1}^{L(a_t)} \Delta_t + i - 1 \\ &= L(a_t) \left[\Delta_t + \frac{1}{2} (L(a_t) - 1) \right]. \end{aligned} \quad (12)$$

Given an initial system state \mathbf{s}_1 , the dynamic transmission problem (11) can be expressed as

$$\min_{\pi} \limsup_{T \rightarrow \infty} \frac{\mathbb{E} \left[\sum_{t=1}^T R(\mathbf{s}_t, a_t) \mid \mathbf{s}_1 \right]}{\mathbb{E} \left[\sum_{t=1}^T L(a_t) \right]}. \quad (13)$$

TABLE I: Transition probability

$\Pr(\mathbf{s}_{t+1} \mathbf{s}_t, a_t)$	\mathbf{s}_t	a_t	\mathbf{s}_{t+1}
$(1 - \hat{p}_A)g$	$(\Delta_t, 1)$	1	$(T_u, 1)$
$\hat{p}_B g$	$(\Delta_t, 0)$	1	$(T_u, 1)$
$(1 - \hat{p}_A)(1 - g)$	$(\Delta_t, 1)$	1	$(T_u, 0)$
$\hat{p}_B(1 - g)$	$(\Delta_t, 0)$	1	$(T_u, 0)$
$\hat{p}_A g$	$(\Delta_t, 1)$	1	$(\min\{\Delta_t + T_u, \hat{\Delta}\}, 1)$
$(1 - \hat{p}_B)g$	$(\Delta_t, 0)$	1	$(\min\{\Delta_t + T_u, \hat{\Delta}\}, 1)$
$\hat{p}_A(1 - g)$	$(\Delta_t, 1)$	1	$(\min\{\Delta_t + T_u, \hat{\Delta}\}, 0)$
$(1 - \hat{p}_B)(1 - g)$	$(\Delta_t, 0)$	1	$(\min\{\Delta_t + T_u, \hat{\Delta}\}, 0)$
g	$(\Delta_t, 1)$	0	$(\min\{\Delta_t + 1, \hat{\Delta}\}, 1)$
g	$(\Delta_t, 0)$	0	$(\min\{\Delta_t + 1, \hat{\Delta}\}, 1)$
$1 - g$	$(\Delta_t, 1)$	0	$(\min\{\Delta_t + 1, \hat{\Delta}\}, 0)$
$1 - g$	$(\Delta_t, 0)$	0	$(\min\{\Delta_t + 1, \hat{\Delta}\}, 0)$

Due to the non-uniform duration of time steps, the average reward in (13) is defined as the limit of the expected total reward over a finite number of time steps divided by the expected cumulative time of these time steps. In this paper, our objective is to find a stationary deterministic optimal transmission policy that solves the long-term average TAOI minimization problem as (13). To this end, we initially apply uniformization to transform the SMDP into an equivalent discrete-time MDP [13], [14]. Denoting the state and action spaces of the transformed MDP as $\hat{\mathcal{S}}$ and $\hat{\mathcal{A}}$ respectively, they remain identical to those in the original SMDP, i.e., $\hat{\mathcal{S}} = \mathcal{S}$ and $\hat{\mathcal{A}} = \mathcal{A}$. For any $\mathbf{s} = (\Delta, F(X)) \in \hat{\mathcal{S}}$ and $a \in \hat{\mathcal{A}}$, the reward in the MDP can be given by

$$\bar{R}((\Delta, F(X)), a) = \Delta + \frac{1}{2}(L(a) - 1), \quad (14)$$

and the transition probability is given by

$$\bar{p}(\mathbf{s}'|\mathbf{s}, a) = \begin{cases} \frac{\epsilon}{L(a)} p(\mathbf{s}'|\mathbf{s}, a), & \mathbf{s}' \neq \mathbf{s} \\ 1 - \frac{\epsilon}{L(a)}, & \mathbf{s}' = \mathbf{s} \end{cases}, \quad (15)$$

where ϵ is chosen in $(0, \min_a L(a)]$. Next, the average TAOI under policy π is given by

$$V_\pi(\mathbf{s}) = \frac{1}{T} \limsup_{T \rightarrow \infty} \mathbb{E} \left[\sum_{t=1}^T \bar{R}(\mathbf{s}_t, a_t) \mid \mathbf{s}_1 \right]. \quad (16)$$

For an infinite horizon, we focus on the set of deterministic stationary policies Π , where $\pi = \{a_1, a_2, \dots\} \in \Pi$ such that $a_{t_1} = a_{t_2}$ when $\mathbf{s}_{t_1} = \mathbf{s}_{t_2}$ for any t_1, t_2 . Thus, we omit the time index in the sequel. The objective is to find a policy $\pi \in \Pi$ that minimizes the average TAOI. Specifically, if there exists a policy that minimizes (16), i.e.,

$$\min_{\pi \in \Pi} V_\pi(\mathbf{s}), \quad (17)$$

we refer to this policy as the average TAOI optimal policy and denote it as π^* .

According to [13, Theorem 8.4.5], a deterministic stationary average optimal policy exists for the finite-state finite-action

average-reward MDP if the reward function is bounded and the MDP is unichain. Therefore, before analyzing the stationary deterministic optimal policy for average TAOI, we need to prove the existence of such a policy. We then examine the two conditions for the existence of a deterministic stationary policy. Firstly, the reward of the MDP is bounded, as the instantaneous reward is defined by the TAOI. Secondly, since the state $(\hat{\Delta}, F(X))$ ($F(X) \in \{0, 1\}$) is reachable from all other states, and $(\hat{\Delta}, 0)$ and $(\hat{\Delta}, 1)$ can reach each other through other states, the induced Markov chain has a single recurrent class. Consequently, the MDP is unichain. Therefore, a stationary and deterministic optimal policy exists.

We can obtain the optimal policy π^* for the original SMDP by solving the Bellman equation in (18). According to [15], we have

$$V^* + h(\mathbf{s}) = \min_{a \in \mathcal{A}} \left\{ \bar{R}(\mathbf{s}, a) + \sum_{\mathbf{s}' \in \mathcal{S}} \bar{p}(\mathbf{s}'|\mathbf{s}, a) h(\mathbf{s}') \right\}, \quad \forall \mathbf{s} \in \mathcal{S}, \quad (18)$$

where V^* represents the optimal value to (13) for all initial states, and $h(\mathbf{s})$ is the relative value function for the discrete-time MDP. Similarly, the state-action value function can be obtained as follows:

$$Q(\mathbf{s}, a) = \bar{R}(\mathbf{s}, a) + \sum_{\mathbf{s}' \in \mathcal{S}} \bar{p}(\mathbf{s}'|\mathbf{s}, a) h(\mathbf{s}'), \quad \forall \mathbf{s} \in \mathcal{S}, a \in \mathcal{A}. \quad (19)$$

Then, we have

$$V^* + h(\mathbf{s}) = \min_{a \in \mathcal{A}} Q(\mathbf{s}, a). \quad (20)$$

Thus, the optimal policy π^* for any $\mathbf{s} \in \mathcal{S}$ can be given by

$$\pi^*(\mathbf{s}) = \arg \min_{a \in \mathcal{A}} Q(\mathbf{s}, a). \quad (21)$$

B. Structural Analysis and Optimal Transmission Policy

To solve (21), we use the Relative Value Iteration (RVI) algorithm to obtain the optimal policy. Firstly, we set any arbitrary but fixed reference state $\mathbf{s}^\dagger = (\Delta^\dagger, F^\dagger(X))$, and randomly initialize $V_0(\mathbf{s})$ and $h_0(\mathbf{s})$. Then, each iteration of the RVI algorithm is as follows:

$$Q_{k+1}(\mathbf{s}, a) \leftarrow \bar{R}(\mathbf{s}, a) + \sum_{\mathbf{s}' \in \mathcal{S}} \bar{p}(\mathbf{s}'|\mathbf{s}, a) h_k(\mathbf{s}'), \quad (22)$$

$$V_{k+1}(\mathbf{s}) \leftarrow \min_{a \in \mathcal{A}} Q_{k+1}(\mathbf{s}, a), \quad (23)$$

$$h_{k+1}(\mathbf{s}) \leftarrow V_{k+1}(\mathbf{s}) - V_{k+1}(\mathbf{s}^\dagger). \quad (24)$$

When the above algorithm iterates until convergence of the value function, the optimal policy corresponding to each state can be derived from (21). From (23), it is known that when the state value function $V(\mathbf{s})$ is updated in each iteration, the minimum of the state-action value function Q under all actions must be taken. Analyzing the threshold structure of the optimal policy can effectively reduce the complexity of the value iteration algorithm. Therefore, we prove that the optimal policy for the problem (11) exists a threshold structure with respect to Δ , as detailed below.

To begin with, we introduce several essential properties of the value function $V(\mathbf{s})$ (i.e., $V(\Delta, F(X))$) in the lemmas.

Lemma 1. *The value function $V(\Delta, F(X))$ is non-decreasing with Δ for any given $F(X)$.*

Proof: See Section II-A in the online supplemental materials [16]. \square

Lemma 2. *Given $F(X)$, the value function $V(\Delta, F(X))$ is concave in Δ .*

Proof: See Section II-B in the online supplemental materials [16]. \square

Since the value function $V(\Delta, F(X))$ is concave, its slope does not increase. The lower bound of the slope of $V(\Delta, F(X))$ is given by the following lemma.

Lemma 3. *For any $\mathbf{s}_1 = (\Delta_1, F(X))$, $\mathbf{s}_2 = (\Delta_2, F(X)) \in \mathcal{S}$ with $\Delta_1 \leq \Delta_2$, we have $V_k(\Delta_2, F(X)) - V_k(\Delta_1, F(X)) \geq \frac{L(a)}{\epsilon(1-p_1)}(\Delta_2 - \Delta_1)$, where $p_1 = \hat{p}_A$ if $F(X) = 1$ and $p_1 = 1 - \hat{p}_B$ if $F(X) = 0$.*

Proof: See Section II-C in the online supplemental materials [16]. \square

Based on the above lemmas, we can derive the structure of the optimal transmission policy, as stated in the theorem.

Theorem 4. *Given $F(X)$, there exists a stationary deterministic optimal policy that is of threshold-type in Δ . Specifically, if $\Delta \geq \Omega$, the $\pi^* = 1$, where Ω denotes the threshold given pair of Δ and $F(X)$.*

Proof: See Appendix A. \square

According to Theorem 1, a threshold Ω exists within the optimal transmission policy that can be applied to the RVI algorithm to reduce the computational complexity. Specifically, if an optimal policy exhibits a threshold structure with respect to Δ , then the optimal policy can be directly obtained in lines 5 and 6 of Algorithm 1, without the need to first calculate the state-action value function under different actions and then select the optimal action. Based on the optimal policy, the state value function V and the relative value function h can be directly updated, as shown in lines 13 to 15 of Algorithm 1. Further details are provided in Algorithm 1.

IV. SIMULATION RESULTS

In this section, we conduct simulations to verify the feasibility and effectiveness of the optimal transmission policy. We consider two baseline policies: the always transmit policy and the pre-identification based policy. In the always transmit policy, regardless of the current state (i.e., TAOI and pre-identification result), the receiver requests transmission from the transmitter. In the pre-identification based policy, the receiver completely relies on the processor and makes transmission decisions based on the pre-identification result.

In Fig. 4, the average TAOI of the optimal transmission policy and the two policies are compared with respect to T_u . From Fig. 4, it is observed that as T_u increases, the gap between the optimal transmission policy and the other two

Algorithm 1 Relative Value Iteration Based on the Threshold Structure

```

1: Initialization: Set  $V(\mathbf{s}) = 0$ ,  $h(\mathbf{s}) = 0$  and  $h'(\mathbf{s}) = \infty$ 
   for all  $\mathbf{s} \in \mathcal{S}$ , select a reference state  $\mathbf{s}^\dagger$ , and set  $\lambda = 0$ 
   and  $\bar{\lambda}$ .
2: repeat
3:   For all  $\mathbf{s} = \{\Delta, F(X)\} \in \mathcal{S}$ ,  $\Omega = \infty$ ;
4:   for  $\mathbf{s} \in \mathcal{S}$  do
5:     if  $\Delta \geq \Omega$  then
6:        $\pi^* = 1$ ;
7:     else
8:        $\pi^* = \arg \min_{a \in \mathcal{A}} \left\{ \bar{R}(\mathbf{s}, \pi^*) + \sum_{\mathbf{s}' \in \mathcal{S}} \bar{p}(\mathbf{s}'|\mathbf{s}, \pi^*) h(\mathbf{s}') \right\}$ ;
9:       if  $\pi^* = 1$  then
10:         $\Omega = \Delta$ ;
11:       end if
12:     end if
13:    $V(\mathbf{s}) = \bar{R}(\mathbf{s}, \pi^*) + \sum_{\mathbf{s}' \in \mathcal{S}} \bar{p}(\mathbf{s}'|\mathbf{s}, \pi^*) h(\mathbf{s}')$ ;
14:    $h'(\mathbf{s}) = h(\mathbf{s})$ ;
15:    $h(\mathbf{s}) = V(\mathbf{s}) - V(\mathbf{s}^\dagger)$ ;
16:    $\lambda = \max(\lambda, |h(\mathbf{s}) - h'(\mathbf{s})|)$ ;
17:   end for
18: until  $\lambda < \bar{\lambda}$ 
19: Output: The optimal transmission policy  $\pi^*$ .

```

baseline policies increases. This is because as T_u increases, the cost of task failure becomes larger, making the advantage of the optimal policy more significant. Furthermore, it can be inferred that when T_u is very small, the optimal transmission policy approaches the always transmit policy, becoming exactly the always transmit policy when T_u equals 1.

In Fig. 5, the average TAOI of the optimal transmission policy and the two policies are compared with respect to q . Initially, it is noted that as q increases, TAOI decreases. This occurs because the higher frequency of the target's appearance increases the number of successful monitoring tasks, leading to a decrease in TAOI. Moreover, combining Fig. 4 and Fig. 5, we find that regardless of whether T_u and q are high or low, the average TAOI of the optimal transmission policy is lower than the average TAOI of all baseline policies. This validates the effectiveness of the optimal transmission policy.

V. CONCLUSIONS

In this paper, we introduced a new task-oriented communication metric named TAOI, which directly measures the relevance of information content to the system task, thereby enhancing the system's decision-making utility. By minimizing TAOI, we explored the optimal transmission strategy for a remote monitoring system. First, we modeled the dynamic transmission problem as an SMDP over an infinite time horizon and converted it into an equivalent MDP with uniform time steps. Then, we demonstrated that the optimal transmission strategy was a threshold policy and proposed

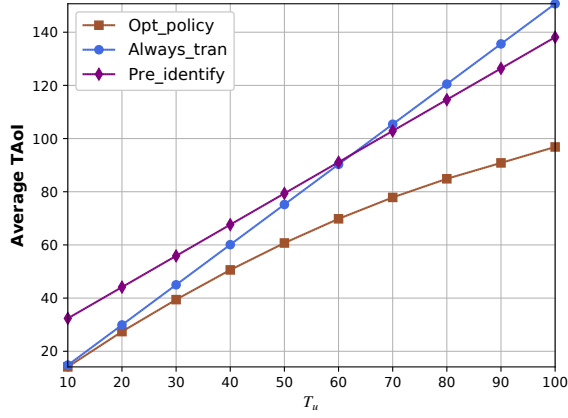


Fig. 4: Average TAoI versus T_u ($q = 0.9, p_A = p_B = 0.1$).

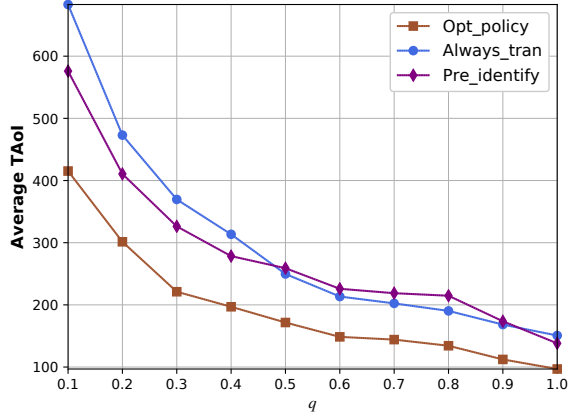


Fig. 5: Average TAoI versus q ($T_u = 100, p_A = p_B = 0.1$).

a low-complexity threshold-structured relative value iteration algorithm to obtain the optimal transmission policy. Finally, simulation results showed that the optimal transmission policy significantly outperformed baseline policies.

APPENDIX

A. Proof of Theorem 1

For any $\mathbf{s}_1 = (\Delta_1, F(X))$, $\mathbf{s}_2 = (\Delta_2, F(X)) \in \mathcal{S}$, such that $\Delta_1 \leq \Delta_2$, we have

$$\begin{aligned}
& Q_k(\mathbf{s}_2, a) - Q_k(\mathbf{s}_1, a) - (V_k(\mathbf{s}_2) - V_k(\mathbf{s}_1)) \\
&= \Delta_2 - \Delta_1 - \frac{\epsilon}{L(a)}(V(\Delta_2, F(X)) - V(\Delta_1, F(X))) + \\
& \quad \frac{\epsilon}{L(a)}p_1(V(\Delta_2 + L(a), F(X)) - V(\Delta_1 + L(a), F(X))).
\end{aligned} \tag{25}$$

Since the concavity of $V(\mathbf{s})$ have been proved in Lemma 2, we can easily see that $V(\Delta_2 + L(a), F(X)) - V(\Delta_1 + L(a), F(X)) \leq V(\Delta_2, F(X)) - V(\Delta_1 + L(a), F(X))$. Therefore, we have

$$\begin{aligned}
& Q_k(\mathbf{s}_2, a) - Q_k(\mathbf{s}_1, a) - (V_k(\mathbf{s}_2) - V_k(\mathbf{s}_1)) \\
&\leq \Delta_2 - \Delta_1 - \frac{\epsilon}{L(a)}(V(\Delta_2, F(X)) - V(\Delta_1, F(X)))
\end{aligned}$$

$$\begin{aligned}
& + \frac{\epsilon}{L(a)}p_1(V(\Delta_2, F(X)) - V(\Delta_1, F(X))) \\
&= \Delta_2 - \Delta_1 - \frac{\epsilon}{L(a)}(1 - p_1)(V(\mathbf{s}_2) - V(\mathbf{s}_1)).
\end{aligned} \tag{26}$$

As proved in Lemma 3 that $V_k(\Delta_2, F(X)) - V_k(\Delta_1, F(X)) \geq [L(a)/\epsilon(1 - p_1)](\Delta_2 - \Delta_1)$, it is easy to see that $Q_k(\mathbf{s}_2, a) - Q_k(\mathbf{s}_1, a) - (V(\mathbf{s}_2) - V(\mathbf{s}_1)) \leq 0$.

Now, we can prove the threshold structure of the optimal policy. Suppose $\Delta_2 \geq \Delta_1$ and $\pi^*(\Delta_1, F(X)) = a$, it is easily to see that $V(\Delta_1, F(X)) = Q((\Delta_1, F(X)), a)$, i.e., $V(\mathbf{s}_1) = Q(\mathbf{s}_1, a)$. According to Theorem 1, we know that $V(\mathbf{s}_2) - V(\mathbf{s}_1) \geq Q(\mathbf{s}_2, a) - Q(\mathbf{s}_1, a)$. Therefore, we have $V(\mathbf{s}_2) \geq Q(\mathbf{s}_2, a)$. Since the value function is a minimum of two state-action cost functions, we have $V(\mathbf{s}_2) \leq Q(\mathbf{s}_2, a)$. Altogether, we can assert that $V(\mathbf{s}_2) = Q(\mathbf{s}_2, a)$ and $\pi^*(\Delta_2, F(X)) = a$.

This completes the proof of Theorem 1.

REFERENCES

- [1] X. Luo, H.-H. Chen, and Q. Guo, "Semantic Communications: Overview, Open Issues, and Future Research Directions," *IEEE Wireless Commun.*, vol. 29, no. 1, pp. 210–219, 2022.
- [2] Y. E. Sagduyu, S. Ulukus, and A. Yener, "Task-Oriented Communications for NextG: End-to-end Deep Learning and AI Security Aspects," *IEEE Wireless Commun.*, vol. 30, no. 3, pp. 52–60, 2023.
- [3] K. Niu, J. Dai, S. Yao, S. Wang, Z. Si, X. Qin, and P. Zhang, "A Paradigm Shift toward Semantic Communications," *IEEE Commun. Mag.*, vol. 60, no. 11, pp. 113–119, 2022.
- [4] D. Gündüz, Z. Qin, I. E. Aguerri, H. S. Dhillon, Z. Yang, A. Yener, K. K. Wong, and C.-B. Chae, "Beyond Transmitting Bits: Context, Semantics, and Task-Oriented Communications," *IEEE J. Sel. Areas Commun.*, vol. 41, no. 1, pp. 5–41, 2023.
- [5] W. Yang, H. Du, Z. Q. Liew, W. Y. B. Lim, Z. Xiong, D. Niyato, X. Chi, X. Shen, and C. Miao, "Semantic Communications for Future Internet: Fundamentals, Applications, and Challenges," *IEEE Commun. Surveys Tuts.*, vol. 25, no. 1, pp. 213–250, 2023.
- [6] Y. Shi, Y. Zhou, D. Wen, Y. Wu, C. Jiang, and K. B. Letaief, "Task-Oriented Communications for 6G: Vision, Principles, and Technologies," *IEEE Wireless Commun.*, vol. 30, no. 3, pp. 78–85, 2023.
- [7] S. Kaul, M. Gruteser, V. Rai, and J. Kenney, "Minimizing age of information in vehicular networks," in *Proc. IEEE SECON*, 2011, pp. 350–358.
- [8] A. Maatouk, S. Kriouile, M. Assaad, and A. Ephremides, "The Age of Incorrect Information: A New Performance Metric for Status Updates," *IEEE/ACM Trans. Netw.*, vol. 28, no. 5, pp. 2215–2228, 2020.
- [9] X. Wang, W. Lin, C. Xu, X. Sun, and X. Chen, "Age of Changed Information: Content-Aware Status Updating in the Internet of Things," *IEEE Trans. Wireless Commun.*, vol. 70, no. 1, pp. 578–591, 2022.
- [10] B. Abolhassani, J. Tadrous, A. Eryilmaz, and E. Yeh, "Fresh Caching for Dynamic Content," in *Proc. IEEE INFOCOM*, Vancouver, BC, Canada, May 2021, pp. 1–10.
- [11] A. Nikkiah, A. Ephremides, and N. Pappas, "Age of Actuation in a Wireless Power Transfer System," in *Proc. IEEE INFOCOM WKSHPs*, Hoboken, NJ, USA, May 2023, pp. 1–6.
- [12] R. D. Yates, Y. Sun, D. R. Brown, S. K. Kaul, E. Modiano, and S. Ulukus, "Age of Information: An Introduction and Survey," *IEEE J. Sel. Areas Commun.*, vol. 39, no. 5, pp. 1183–1210, 2021.
- [13] M. L. Puterman, *Markov Decision Processes: Discrete Stochastic Dynamic Programming (Wiley Series in Probability and Statistics)*. Hoboken, NJ, USA: Wiley, 2005.
- [14] H. C. Tijms, *A First Course in Stochastic Models*. Chichester, U.K.: Wiley, Dec. 2004.
- [15] P. Bertsekas, Dimitri, *Dynamic Programming and Optimal Control-II*, 3rd ed. Belmont, MA, USA: Athena Sci., 2007, vol. 2.
- [16] S. Gan, X. Wang, C. Xu, and X. Chen, "Supplementary Materials of TAoI for Monitoring Systems." [Online]. Available: <https://github.com/ganshuying/TAoI/blob/master/Supplementary-Materials-of-TAoI.pdf>