

DELTA: DENSE EFFICIENT LONG-RANGE 3D TRACKING FOR ANY VIDEO

Tuan Duc Ngo*
UMass Amherst

Peiye Zhuang
Snap Inc.

Chuang Gan
UMass Amherst

Evangelos Kalogerakis
UMass Amherst & TU Crete

Sergey Tulyakov
Snap Inc.

Hsin-Ying Lee
Snap Inc.

Chaoyang Wang
Snap Inc.

<https://snap-research.github.io/DELTA/>

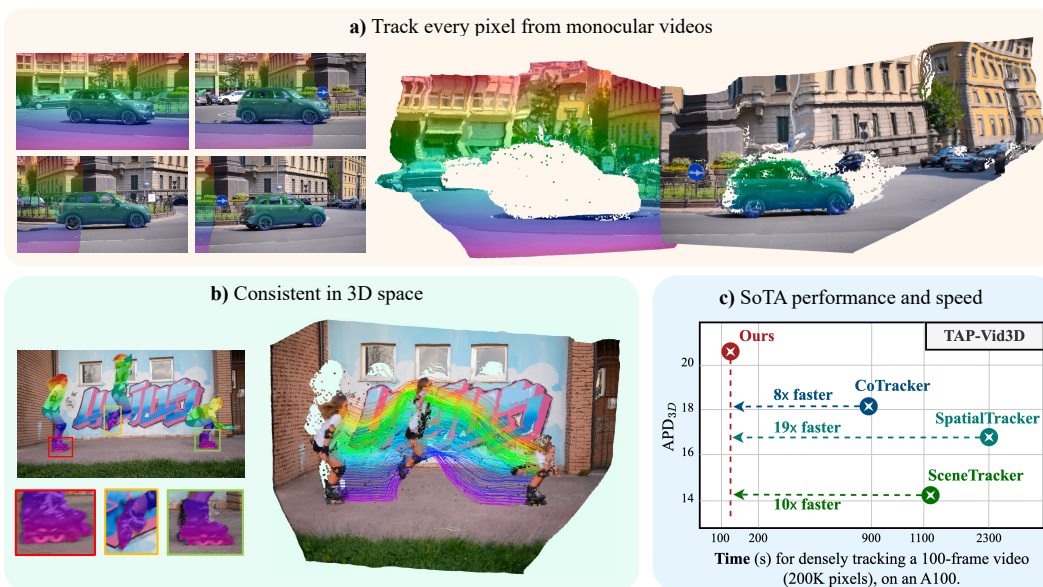


Figure 1: **DELTA** is a dense 3D tracking approach that (a) tracks *every* pixel from a monocular video, (b) provides consistent trajectories in 3D space, and (c) achieves state-of-the-art accuracy on 3D tracking benchmarks while being significantly faster than previous approaches in the dense setting.

ABSTRACT

Tracking dense 3D motion from monocular videos remains challenging, particularly when aiming for pixel-level precision over long sequences. We introduce DELTA, a novel method that efficiently tracks every pixel in 3D space, enabling accurate motion estimation across entire videos. Our approach leverages a joint global-local attention mechanism for reduced-resolution tracking, followed by a transformer-based upsampler to achieve high-resolution predictions. Unlike existing methods, which are limited by computational inefficiency or sparse tracking, DELTA delivers dense 3D tracking at scale, running over 8x faster than previous methods while achieving state-of-the-art accuracy. Furthermore, we explore the impact of depth representation on tracking performance and identify log-depth as the optimal choice. Extensive experiments demonstrate the superiority of DELTA on multiple benchmarks, achieving new state-of-the-art results in both 2D and 3D dense tracking tasks. Our method provides a robust solution for applications requiring fine-grained, long-term motion tracking in 3D space.

*Work done during internship at Snap Inc.

1 INTRODUCTION

Accurately estimating motion and determining point correspondences in dynamic 3D environments is a longstanding challenge in computer vision. In this work, we aim to achieve dense 3D tracking by establishing correspondences for **every pixel** from a given monocular video. 3D tracking provides richer insights into object trajectories, depth, and scene interactions than 2D tracking, while dense tracking captures subtle, fine-grained motions often missed by sparse methods. The task is particularly challenging due to the need to simultaneously address ill-posed 3D-to-2D projections, occlusions, camera motion, and dynamic scene changes.

The ultimate goal of tracking is to ensure both *dense* coverage and *long-term* consistency. Early efforts focused on predicting dense motion for adjacent frames or short-term sequences using optical flow (Ilg et al., 2017; Sun et al., 2018; Teed & Deng, 2020; Xu et al., 2022; Dong et al., 2023; Huang et al., 2022) and scene flow (Vogel et al., 2015; Liu et al., 2019; Yang & Ramanan, 2020), but these approaches usually struggle to capture long-term motion. In contrast, point-tracking methods (Doersch et al., 2022; Harley et al., 2022; Doersch et al., 2023; Li et al., 2024b) built correspondences over hundreds of frames but are limited to sparse pixels. Recently, hybrid approaches have emerged that attempt to combine both paradigms, yet they either rely on per-frame optical flow predictions and lack strong temporal correlation (Le Moing et al., 2024), or adopt suboptimal attention designs and cannot perform dense tracking efficiently (Karaev et al., 2023). More, advancements in depth estimation (Bhat et al., 2023; Piccinelli et al., 2024) have allowed for lifting 2D tracking to 3D (Wang et al., 2024a; Xiao et al., 2024), but these pipelines remain computationally prohibitive for dense tracking due to cross-track attention. We summarize the characteristic of these methods in Table 1.

In this paper, we introduce DELTA, **Dense Efficient Long-range 3D Tracking for Any** video. To our knowledge, the first method capable of **efficiently** tracking **every pixel** in 3D space over hundreds of frames. We achieve efficient dense tracking using a coarse-to-fine strategy, starting with coarse tracking via a spatio-temporal attention mechanism at reduced resolution, followed by an attention-based upsampler for high-resolution predictions. Our key design choices include:

- An efficient spatial attention architecture that captures both global and local spatial structures of the dense tracks, with low computational complexity, enabling end-to-end learning for dense tracking.
- An attention-based upsampler, carefully designed to provide high-resolution, accurate tracking with sharp motion boundaries.
- A comprehensive empirical analysis of various depth representations, showing that the log-depth representation yields the best 3D tracking performance

These designs enable DELTA to capture hundreds of thousands of 3D trajectories in long video sequences within a single forward pass, completing the process in under two minutes for 100 frames—over 8x faster than the fastest existing methods, as shown in figure 1. DELTA is extensively evaluated on both 2D and 3D dense tracking tasks, achieving state-of-the-art results on the CVO (Wu et al., 2023; Le Moing et al., 2024) and Kubric3D (Greff et al., 2022) datasets both with more than **10%** improvement in AJ and APD_{3D}. Additionally, it performs competitively on conventional 3D point tracking benchmarks, including TAP-Vid3D (Koppula et al., 2024) and LSFODyssey (Wang et al., 2024a; Zheng et al., 2023).

2 RELATED WORK

Optical Flow estimates motion by providing dense pixel-wise correspondences between consecutive frames. Early variational (Mémin & Pérez, 1998; Horn & Schunck, 1980; Brox et al., 2004) struggled with robustness in complex scenes with rapid motion, occlusions, and large displacements. The introduction of CNN-based methods (Ilg et al., 2017; Ranjan & Black, 2017; Xu et al., 2017; Sun et al., 2018) improved motion estimation between adjacent frames. RAFT (Teed & Deng, 2020) marked a breakthrough by leveraging 4D correlation volumes for all pairs of pixels. Follow-up works advanced this by incorporating transformers for tokenizing 4D correlation volumes (Huang et al., 2022), adopting global motion feature aggregation to improve prediction in occluded regions (Jiang et al., 2021), and framing optical flow as a matching problem with correlation softmax operations (Xu et al., 2022). While some efforts propose to apply optical flow to long-term sequences with multi-frame optical flow (Teed & Deng, 2020; Godet et al., 2021; Shi et al., 2023) or

Method	Dense	3D	Long-term	Feed-forward
RAFT (Teed & Deng, 2020)	✓			✓
TAPIR (Doersch et al., 2023)	△		✓	✓
CoTracker (Karaev et al., 2023)	△		✓	✓
SpatialTracker (Xiao et al., 2024)	△	✓	✓	✓
SceneTracker (Wang et al., 2024a)	△	✓	✓	✓
DOT (Le Moing et al., 2024)	✓		✓	✓
OmniMotion (Wang et al., 2023a)	△		✓	
DELTA (Ours)	✓	✓	✓	✓

Table 1: Comparison of different types of motion estimation methods. △ denotes that the method is technically applicable to dense tracking but will be extremely time-consuming.

integration of point-tracking techniques (Le Moing et al., 2024; Cho et al., 2024a), they often suffer from drifting and occlusion challenges, limiting their reliability for long-term tracking.

Scene Flow generalizes optical flow into 3D, estimating dense 3D motion. One line of work uses RGB-D data (Hadfield & Bowden, 2011; Hornacek et al., 2014; Quiroga et al., 2014; Teed & Deng, 2021b), while others estimates 3D motion from point clouds (Liu et al., 2019; Wang et al., 2020; Gu et al., 2019; Niemeyer et al., 2019). Recent methods have improved robustness by using rigid motion priors, either explicitly (Teed & Deng, 2021b) or implicitly (Yang & Ramanan, 2021). Nonetheless, integrating scene flow methods for long sequences is under-explored.

Point Tracking estimates global motion trajectories in videos. Particle Video (Sand & Teller, 2008) introduced particle trajectories for long-range video motion. TAP-Vid (Doersch et al., 2022) provided a comprehensive benchmark to evaluate point tracking and TAPNet, a baseline that predicts tracking locations using correlation features. PIPs (Harley et al., 2022) revisited the concept of particle video and proposed a feedforward network that updates motion iteratively over fixed temporal windows, but ignored spatial context with independent point tracking and struggle with occlusion. Subsequent efforts addressed these limitations by relaxing the fixed-length window to variable lengths (Doersch et al., 2023) and jointly tracking multiple points and strengthening correlations between tracking points with temporal attention for temporal smoothness and spatial attention (Karaev et al., 2023). Recent approaches like SceneTracker (Wang et al., 2024a) and SpatialTracker (Xiao et al., 2024) extend point tracking to 3D by incorporating depth information, but remain inefficient for dense tracking due to computationally expensive cross-track attention. Our model builds on the strengths of these methods, but scales to full-resolution tracking.

Tracking by Reconstructing estimates long-range motion by reconstructing a deformation field. OmniMotion (Wang et al., 2023b) optimizes a NeRF (Mildenhall et al., 2020) representation with a bijective deformation field (Dinh et al., 2016), then extracts 2D trajectories using this bijective mapping, but suffers from instability and requires hours to optimize. Recent work with DINOv2 (Oquab et al., 2023) uses its superior semantic features to establish long-range correspondences, either with an improved invertible deformation field (Song et al., 2024) or in a self-supervised manner (Tumanyan et al., 2024). While these approaches can produce dense motion trajectories, they require per-video optimization, which is computationally expensive, and their performance on tracking benchmarks lags behind data-driven tracking methods.

Among these methods, we are the first feed-forward approach that performs dense 3D tracking efficiently from a long-term and in-the-wild video. Table 1 provides a brief comparison of existing motion estimation methods alongside our approach.

3 METHOD

Problem setup. We propose a method to track every pixel of a video in 3D space. Specifically, our method takes an RGB-D video as input, where the RGB frames are denoted as $\mathcal{V} \in \mathbb{R}^{T \times H \times W \times 3}$, with T , H , and W representing the temporal and spatial resolution of the video, and the depth maps $\mathcal{D} \in \mathbb{R}^{T \times H \times W}$ are obtained from an off-the-shelf monocular depth estimation method. Our method then estimates dense, occlusion-aware 3D trajectories $\mathcal{P} \in \mathbb{R}^{T \times H \times W \times 4}$, where each 4D slice, $\mathbf{p}_{t,u,v} = (u_t, v_t, d_t, o_t)$, represents the tracking result for a pixel located at (u, v) in the first frame

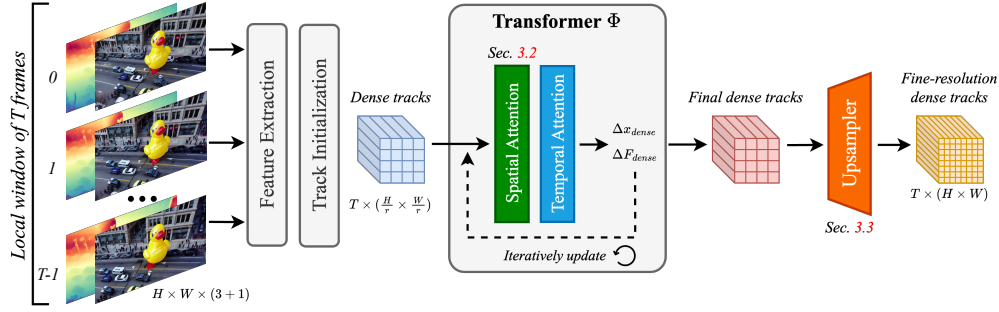


Figure 2: **Overview of DELTA.** DELTA takes RGB-D videos as input and achieves efficient dense 3D tracking using a coarse-to-fine strategy, beginning with coarse tracking through a spatio-temporal attention mechanism at reduced resolution (Sec. 3.1, 3.2), followed by an attention-based upsampler for high-resolution predictions (Sec. 3.3).

as it moves to its corresponding 3D position in the t -th frame. Specifically, (u_t, v_t) are the pixel coordinates in the t -th frame, d_t is the depth estimate, and $o_t \in \{0, 1\}$ is the visibility prediction.

3.1 PRELIMINARY: POINT TRACKING

Our method is inspired by recent advances in 2D point tracking, most notably CoTracker (Karaev et al., 2023), which uses a transformer architecture that takes as input a set of trajectories within a fixed temporal window and iteratively predicts the position offsets and visibilities of points based on features extracted around their current locations. It is extended by SceneTracker (Wang et al., 2024a) and SpatialTracker (Xiao et al., 2024) to include 3D-aware features for 3D point tracking.

Specifically, the transformer processes a set of initial trajectories, denoted as $\{P_i\}$, where i is the trajectory index, and $P_i = [\mathbf{p}_1^i, \mathbf{p}_2^i, \dots, \mathbf{p}_T^i]$, with $\mathbf{p}_t^i = (u_t^i, v_t^i, d_t^i, o_t^i)$ being the 3D location and visibility of the point associated with the i -th trajectory at the t -th frame. The initial values $(u_1^i, v_1^i, d_1^i, o_1^i)$ are typically initialized as $(u_1^i, v_1^i, d_1^i, 1)$, assuming that each point starts from the same location in the first frame and is visible at the beginning. We iteratively repeat the following:

Extract token features. Each input trajectory is represented by a list of tokens $G^i = [G_1^i, G_2^i, \dots, G_T^i]$, each token G_t^i encodes position, visibility, appearance and correlation of the trajectory at t -th frame:

$$G_t^i = [F_t^i, C_t^i, D_t^i, o_t^i, \gamma(\mathbf{x}_t^i - \mathbf{x}_1^i)] + \gamma_{pos}(\mathbf{x}_t^i) + \gamma_{time}(t), \quad (1)$$

where each term represents:

- *Track features* F_t^i represents the appearance of the point to be tracked. It is initialized by sampling from the feature map at the starting location of the trajectory in the first frame, and will be updated by the transformer network.
- *Correlation features* C_t^i are computed by comparing track features to image features around the current estimated track location, similar to previous optical flow and point tracking methods (Teed & Deng, 2020; Harley et al., 2022; Karaev et al., 2023). Additionally, we follow LocoTrack (Cho et al., 2024b) by including local 4D correlation, which utilizes all-pair correspondences to establish more precise and bidirectional correspondences, enhancing robustness against ambiguities.
- *Depth correlation* D_t^i is calculated as the difference between the current estimated depth and the depth queried from the depth map around the estimated track location.
- *Spacetime positions* γ_{pos} and γ_{time} are the positional embedding of the input position $\mathbf{x}_t^i = (u_t^i, v_t^i, d_t^i)$ and time t , respectively.
- *Relative displacement.* It is also beneficial to separately encode the relative displacement of the points by computing $\gamma(\mathbf{x}_t^i - \mathbf{x}_1^i)$ where γ represents positional embedding.

Iteratively apply transformer. The trajectory tokens will then be iteratively updated by applying a transformer Φ . Each iteration computes updates for point positions and track features, *i.e.*

$$\{\Delta \mathbf{x}_t^i\}, \{\Delta F_t^i\} = \Phi(\{G^i\}). \quad (2)$$

Visibility o_t^i is predicted only in the last iterative step when the accurate location has been estimated.

Spatial-temporal transformer architecture. The architecture consists of *temporal* attention (self-attending within the same track) and *spatial* attention (cross-track within the same frame).

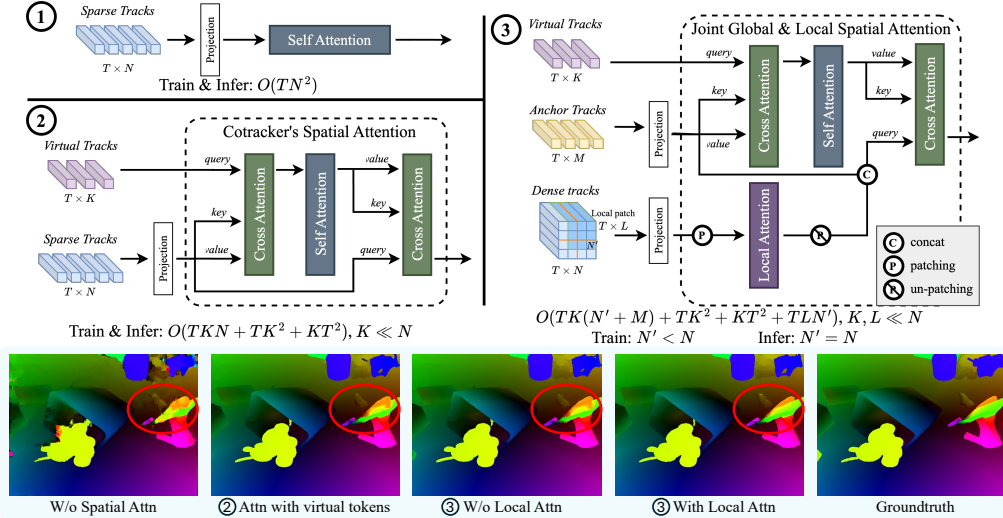


Figure 3: **Spatial attention architectures.** *Top:* Illustration of different spatial attention architectures. Compared to prior methods, our proposed architecture ③ incorporates both global and local spatial attention and can be efficiently learned using a *patch-by-patch* strategy. *Bottom:* Long-term optical flows predicted with different spatial attention designs. We find that both global and local attention are crucial for improving tracking accuracy, as highlighted by the red circles. Additionally, our computationally efficient global attention design using *anchor tracks* (i.e., ③ W/o Local Attn) achieves similar accuracy to the more computationally-intensive CoTracker version ②.

Limitations in spatial attention. The primary bottleneck in prior point tracking methods for dense tracking lies in spatial attention, which is sub-optimal due to the following limitations.

Computational complexity. As shown in Fig. 3, naively applying spatial self-attention across all tokens in a frame results in a complexity of $O(TN^2)$, where N is the number of tracks, making it impractical for dense tracking. To reduce complexity, CoTracker introduces virtual track tokens which are conceptually similar to learnable tokens introduced by DETR (Carion et al., 2020). It performs cross-attentions back-and-forth between trajectory tokens and a small number of virtual tracks, and self-attention is only applied within the virtual tracks. This reduces the complexity to $O(TKN + TK^2 + KT^2)$, assuming that the number of virtual tracks $K \ll N$. However, this reduction is still not enough for end-to-end tracking of every pixel in a high-resolution video. Although in practice, pixels could be divided into disjoint groups and perform attention within each group separately, this strategy is sub-optimal due to the interaction between tokens from different groups are ignored.

Spatial granularity. The use of virtual tracks assumes a small number of tokens and thus reduces spatial attention granularity, limiting the capacity to represent fine spatial details for dense tracking. Increasing virtual tracks improves accuracy but negates the complexity reduction.

Method overview. To further reduce computation cost without sacrificing accuracy, we adopt a strategy commonly used in optical flow (Teed & Deng, 2020; Huang et al., 2022): performing complex computations at the reduced spatial resolution, followed by lighter layers for upsampling. As shown in Fig. 2, we first run dense tracking on $1/r^2$ of the original resolution, reducing the computation cost by $1/r^2$. Then the reduced-resolution tracks are upsampled to full spatial resolution.

In Sec 3.2, we first discuss our design for reduced-resolution tracking with a new spatial attention architecture, which maintains linear complexity w.r.t. number of tracks while providing finer spatial granularity compared to CoTracker. Next in Sec 3.3 we introduce a new transformer-based upsampler that effectively predicts high-res tracking. Finally in Sec 3.4, we delve into details of depth representation that is crucial for accurate tracking in 3D.

3.2 JOINT GLOBAL AND LOCAL SPATIAL ATTENTION FOR EFFICIENT DENSE TRACKING

The most efficient spatial attention architecture from previous works, *i.e.* CoTracker (Karaev et al., 2023), has linear complexity w.r.t. number of tracks, enabling inference at reduced resolution on a

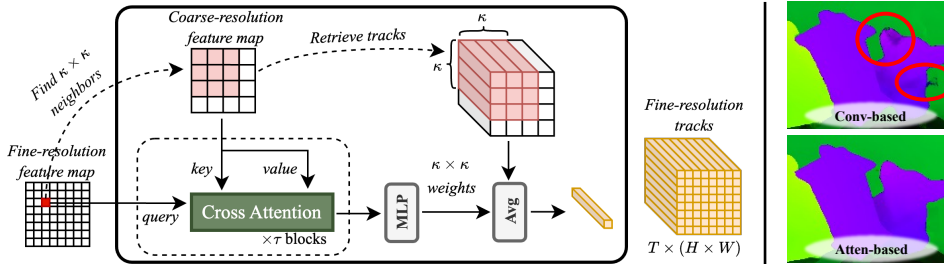


Figure 4: **Attention-based upsampler module.** *Left:* We apply multiple blocks of local cross-attention to learn the upsampling weights for each pixel in the fine resolution. *Right:* The red circles highlight regions in the long-term flow maps where our attention-based upsampler produces more accurate predictions compared to RAFT’s convolution-based upsampler.

single GPU, but training is still too costly. Moreover, the limited number of virtual tracks restricts the capture of fine-grained spatial relations, which hinders accuracy, particularly in dense tracking.

To address these limitations, we propose the following designs (illustrated in Fig. 3) for an efficient spatial attention architecture that preserves fine-grained spatial relations while allowing efficient end-to-end training.

Global attention with sparse anchor tracks. We retain a small number of virtual tracks to represent the coarse global structure, cross-attending them only to a sparse set of *anchor* tracks, whose starting positions are uniformly sampled from the first frame. This approach reduces the computation cost of spatial attention by nearly half, assuming a small number of anchor tracks. As shown in figure 3 and Table 6b, this reduction in computation does not noticeably impact tracking accuracy.

More importantly, this approach enables efficient training of dense tracking through a *patch-by-patch* strategy, without causing a training-testing time mismatch. During training, the virtual tracks first cross-attend a small number of anchor tracks and then cross-attend only a local random patch of tracks, rather than the entire image, to reduce computational costs. Since the virtual tracks are always computed from the same global anchor tracks, regardless of how the patch is cropped, this strategy maintains consistency. This is in contrast to CoTracker, where virtual tracks vary across different groups of tracks.

Patch-wise dense local attention. To capture fine-grained representations of local relations, we apply self-attention within small spatial patches before cross-attending to virtual tracks. Since self-attention is applied only within small patches, this approach adds a marginal complexity of $O(TNL)$ during inference, where $L \ll N$ is the number of tracks per patch. Experiments (Table 6b) show that incorporating dense local attention significantly improves dense tracking accuracy.

3.3 HIGH-RESOLUTION TRACK UPSAMPLER

Given the tracks extracted at the reduced spatial resolution $\frac{H}{r} \times \frac{W}{r}$ from our previous module, our next step is to upsample them to full resolution $H \times W$ in a single feedforward pass. In the context of optical flow, a common upsampling approach expresses the flow for each fine-resolution pixel as a convex combination of its nearest neighbor flows estimated in a coarse resolution (Teed & Deng, 2020). The weights for the combination are learned via a convnet. On the contrary, we instead introduce an attention-based mechanism for upsampling. We demonstrate the efficacy in our experiments (see figure 4 and Table 6c).

Starting from the first input frame of the window (for clarity in this section, we drop the frame subscript t), for each fine-resolution pixel (u, v) , we retrieve the $\kappa \times \kappa$ neighborhood centered around its corresponding coarse location (u', v') , where $u' = u/r$ and $v' = v/r$ (using subpixel accuracy for u' and v'). The cross-attention map (CA) between the fine resolution pixel (u, v) and the pixels (u_r, v_r) in its corresponding coarse neighborhood is computed as:

$$CA((u, v), (u_r, v_r)) = \text{softmax}\left(\mathbf{q}(u, v) \cdot \mathbf{k}(u_r, v_r) + m \cdot \|(u', v') - (u_r, v_r)\|_1\right), \quad (3)$$

where $\mathbf{q}(u, v)$ is a query representation of the fine-resolution pixel and $\mathbf{k}(u_r, v_r)$ is the key representation of its coarse resolution neighbor. The term added to the above dot product represents a

static, non-learned spatial bias inspired by Alibi (Press et al., 2022), which demonstrated significantly better generalization to processing text sequences of increasing length through this term. In our case, the bias penalizes attention scores between increasingly distant query-key pairs in terms of their L1 distance. The hyperparameter m (i.e., the slope of the bias) is specific to each head and is set according to Alibi’s configuration.

To extract features needed as input to the query, key, and value transformations of the cross-attention mechanism, we first process the frame through a convnet backbone to extract a feature map at the coarse resolution $\frac{H}{r} \times \frac{W}{r}$. For the fine-resolution pixels used in queries, we further upsample this map using a convnet decoder to obtain denser features. For both query and key locations, we further concatenate their features with the corresponding track features extracted in the coarse resolution. We compute new dense features for the query locations at fine resolution through multiple cross-attention heads using the maps of Eq. 3. Then we transform them through an MLP and a softmax to predict the $\kappa \times \kappa$ weights used in the convex combination of the coarse resolution tracks to compute the tracks at each fine resolution location. We found that more temporally coherent results are produced when the weights are estimated once for the first frame of the time window, and then the same ones are propagated for the rest of the frames.

3.4 DELVING DEEPER INTO DEPTH REPRESENTATION

Prior works in 3D tracking have primarily focused on exploring different designs of 3D features, such as depth correlation features (Wang et al., 2024a) and triplane features (Xiao et al., 2024). Our experiments reveal that the choice of **depth representation**, which is a previously overlooked factor, has a much more significant impact. In previous works, 3D features were typically computed in Euclidean space, with depth normalized to a fixed range, and the network predicted the difference in normalized depth. We find that alternative depth representations, such as inverse depth $1/d$ and log depth $\log(d)$, improve 3D accuracy, with log depth offering the greatest boost (Table 6a).

This improvement can be intuitively explained: Euclidean depth evenly distributes granularity along the depth axis, which is suboptimal since objects of interest are typically closer. Inverse or log depth enhances precision for nearby regions, where visual-based depth estimation methods tend to be more reliable, while tolerating higher uncertainty for distant areas. This reasoning also underlies why monocular depth estimation methods are often trained to output either inverse depth or log depth (Eigen et al., 2014; Wang et al., 2019; Ranftl et al., 2022).

More critically, switching the network output from $\Delta d_t = d_t - d_1$ to $\Delta \log(d_t) = \log(d_t) - \log(d_1) = \log(d_t/d_1)$, and similarly adjusting the depth correlation feature to a log depth correlation feature, improves robustness to imperfections in input depth maps. The *depth change ratio* d_t/d_1 , being scale-invariant, effectively decouples the network from the arbitrary scale of the input depth maps. This ratio also aligns with the concept of optical expansion (Swanston & Gogel, 1986; Schrater et al., 2001), where objects appear larger as they approach the camera. Thus, estimating depth change ratios directly from visual features makes the network less dependent on depth map accuracy, a strategy similarly used in scene flow estimation (Yang & Ramanan, 2020).

4 EXPERIMENTS

4.1 IMPLEMENTATION DETAILS

Training data. We leverage the Kubric simulator (Greff et al., 2022) to generate 5,632 training RGB-D videos and 143 testing videos, featuring falling rigid objects against diverse backgrounds. Dense trajectories are annotated for every pixel in the first, middle, and last frames of each video. To augment the training set, we apply random geometric and color augmentations to the images and introduce noise to the depth maps.

Training loss. We supervise the model using both the low-res and the upsampled predictions. The total loss is defined as $\lambda_{2d}\mathcal{L}_{2D} + \lambda_{depth}\mathcal{L}_{depth} + \lambda_{visib}\mathcal{L}_{visib}$, where \mathcal{L}_{2D} and \mathcal{L}_{depth} are the L1 losses comparing the predicted 2D coordinates and inverse depth with the ground truth, and \mathcal{L}_{visib} is the binary cross entropy loss for visibility prediction. We empirically set weightings $\lambda_{2d}, \lambda_{depth}, \lambda_{visib}$ to be 100.0, 1.0, 0.1.

Methods	CVO-Clean(7 frames)		CVO-Final(7 frames)		CVO-Extended(48 frames)	
	EPE↓ (<i>all/vis/occ</i>)	IoU↑	EPE ↓ (<i>all/vis/occ</i>)	IoU↑	EPE↓ (<i>all/vis/occ</i>)	IoU↑
RAFT (Teed & Deng, 2020)	2.48 / 1.40 / 7.42	57.6	2.63 / 1.57 / 7.50	56.7	21.80 / 15.4 / 33.4	65.0
MFT (Neoral et al., 2024)	2.91 / 1.39 / 9.93	19.4	3.16 / 1.56 / 10.3	19.5	21.40 / 9.20 / 41.8	37.6
AccFlow (Wu et al., 2023)	1.69 / 1.08 / 4.70	48.1	1.73 / 1.15 / 4.63	47.5	36.7 / 28.1 / 52.9	36.5
TAPIR (Doersch et al., 2023)	3.80 / 1.49 / 14.7	73.5	4.19 / 1.86 / 15.3	72.4	19.8 / 4.74 / 42.5	68.4
CoTracker (Karaev et al., 2023)	1.51 / 0.88 / 4.57	75.5	1.52 / 0.93 / 4.38	75.3	5.20 / 3.84 / 7.70	70.4
DOT (Le Moing et al., 2024)	1.29 / 0.72 / 4.03	80.4	1.34 / 0.80 / 3.99	80.4	4.98 / 3.59 / 7.17	71.1
SceneTracker (Wang et al., 2024a)	4.40 / 3.44 / 9.47	-	4.61 / 3.70 / 9.62	-	11.5 / 8.49 / 17.0	-
SpatialTracker (Xiao et al., 2024)	1.84 / 1.32 / 4.72	68.5	1.88 / 1.37 / 4.68	68.1	5.53 / 4.18 / 8.68	66.6
DOT-3D	1.33 / 0.75 / 4.16	79.0	1.38 / 0.83 / 4.10	78.8	5.20 / 3.58 / 7.95	70.9
Ours (2D)	0.89 / 0.46 / 2.96	78.3	0.97 / 0.55 / 2.96	77.7	3.63 / 2.67 / 5.24	71.6
Ours (3D)	0.94 / 0.51 / 2.97	78.7	1.03 / 0.61 / 3.03	78.3	3.67 / 2.64 / 5.30	70.1

Table 2: Long-range optical flow results on CVO (Wu et al., 2023; Le Moing et al., 2024).

Methods	Kubric-3D (24 frames)			Time
	AJ↑	APD _{3D} ↑	OA↑	
SpatialTracker	42.7	51.6	96.5	9mins
SceneTracker	-	65.5	-	5mins
DOT-3D	72.3	77.5	88.7	0.15mins
Ours	81.4	88.6	96.6	0.5mins

Table 3: Dense 3D tracking results on the Kubric3D dataset.

Methods	LSFOdyssey		
	AJ↑	APD _{3D} ↑	OA↑
SpatialTracker	5.7	9.9	84.0
SceneTracker [‡]	-	57.7	-
Ours	29.4	39.6	84.4
Ours [‡]	50.1	69.7	83.9

Table 4: 3D tracking results on the LSFOdyssey benchmark. [‡] denotes models trained with LSFOdyssey training set.

Training details. We first pretrain the model with 2D loss and visibility loss for 100k iterations, then train with the full loss for another 100k iterations. All stages are conducted on a machine with 8 A100 GPUs. More details are included in the appendix.

4.2 COMPARISON TO PRIOR WORKS

Baselines. We evaluate our method against prior optical flow and point tracking methods. Particularly, we perform a close comparison against DOT Le Moing et al. (2024) which is a recent SoTA method designed for dense 2D tracking. We implemented a 3D extension of DOT, named DOT-3D, where we incorporate additional depth map input into its optical flow module and add a new head to output $\log(d_t/d_1)$.

Benchmark datasets. We evaluate the performance of our approach across multiple tracking scenarios, including long-range 2D optical flow, dense 3D tracking, and 3D point tracking benchmarks.

- *Long-range 2D optical flow:* We use the **CVO** (Wu et al., 2023) test set, which originally includes two subsets: *CVO-Clean* and *CVO-Final*, the latter incorporating motion blur. Each split contains approximately 500 videos with 7 frames captured at 60 FPS. Following the comparison in DOT(Le Moing et al., 2024), we introduce an additional split, *CVO-Extended*, which includes 500 videos of 48 frames rendered at 24 FPS. All videos in the CVO dataset are annotated with dense, long-range 2D optical flow and occlusion masks.

- *Dense 3D tracking:* We use our generated **Kubric** test split with 143 videos, each with 24 frames.

- *3D point tracking:* We use two benchmarks: (1) **TAP-Vid3D** includes videos from 3 datasets with different scenarios: DriveTrack (Balasingam et al., 2024), PStudio (Joo et al., 2017), and Aria (Pan et al., 2023) with total 4569 videos for evaluation, where the number of frames varies from 25 to 300 per video. (2) **LSFOdyssey** contains 90 40-frame videos derived from the PointOdyssey dataset (Zheng et al., 2023). Both datasets provide sparse trajectories and occlusion annotations.

Metrics. For *long-range optical flow* benchmark, we follow Le Moing et al. (2024) and report the end-point-error (EPE) between the predicted flows and groundtruth flows for both *visible*, *occluded* points and the intersection over union (IoU) between predicted and ground-truth occluded regions in visibility masks. For *dense 3D tracking* and *3D point tracking* benchmarks, we follow Koppula et al. (2024) and report APD_{3D} ($< \delta_{\text{avg}}$) which measures the average percent of points within δ_x error

Methods	Aria			DriveTrack			PStudio			Average		
	AJ \uparrow	APD $_{3D}$ \uparrow	OA \uparrow	AJ \uparrow	APD $_{3D}$ \uparrow	OA \uparrow	AJ \uparrow	APD $_{3D}$ \uparrow	OA \uparrow	AJ \uparrow	APD $_{3D}$ \uparrow	OA \uparrow
TAPIR † + COLMAP	7.1	11.9	72.6	8.9	14.7	80.4	6.1	10.7	75.2	7.4	12.4	76.1
CoTracker † + COLMAP	8.0	12.3	78.6	11.7	19.1	81.7	8.1	13.5	77.2	9.3	15.0	79.1
BoostTAPIR † + COLMAP	9.1	14.5	78.6	11.8	18.6	83.8	6.9	11.6	81.8	9.3	14.9	81.4
CoTracker † + UniDepth	13.0	20.9	84.9	12.5	19.9	80.1	6.2	13.5	67.8	10.6	18.1	77.6
SpatialTracker + UniDepth	13.6	20.9	90.5	8.3	14.5	82.8	8.0	15.0	75.8	10.0	16.8	83.0
SceneTracker + UniDepth	-	23.1	-	-	6.8	-	-	12.7	-	-	14.2	-
DOT-3D + UniDepth	13.8	22.1	85.5	11.8	17.9	82.3	3.2	5.3	52.5	9.6	15.1	73.4
Ours + UniDepth	16.6	24.4	86.8	14.6	22.5	85.8	8.2	15.0	76.4	13.1	20.6	83.0
TAPIR † + ZoeDepth	9.0	14.3	79.7	5.2	8.8	81.6	10.7	18.2	78.7	8.3	13.8	80.0
CoTracker † + ZoeDepth	10.0	15.9	87.8	5.0	9.1	82.6	11.2	19.4	80.0	8.7	14.8	83.4
BoostTAPIR † + ZoeDepth	9.9	16.3	86.5	5.4	9.2	85.3	11.3	19.0	82.7	8.8	14.8	84.8
SpatialTracker + ZoeDepth	9.2	15.1	89.9	5.8	10.2	82.0	9.8	17.7	78.0	8.3	14.3	83.3
SceneTracker + ZoeDepth	-	15.1	-	-	5.6	-	-	16.3	-	-	12.3	-
Ours + ZoeDepth	10.1	16.2	84.7	7.8	12.8	87.2	10.2	17.8	74.5	9.4	15.6	82.1

Table 5: **3D tracking results** on the TAP-Vid3D Benchmark. We report the 3D average jaccard (AJ), average 3D position accuracy (APD $_{3D}$), and occlusion accuracy (OA) across datasets Aria, DriveTrack, and PStudio using UniDepth and ZoeDepth for depth estimation. † denotes using depth to lift 2D tracks to 3D tracks. We re-evaluated SpatialTracker and SceneTracker using their publicly available code and checkpoints, following the same inference procedure as our method. We note that the results differ slightly from the numbers reported in the TAP-Vid3D paper.

Depth Repr.	Network Output	TAP-Vid3D (Avg.)		Global Attn.	Local Attn.	CVO (Extended)		Upsample Method	CVO (Extended)	
		AJ \uparrow	APD $_{3D}$ \uparrow			EPE \downarrow	OA \uparrow		EPE \downarrow	OA \uparrow
d	$d_t - d_1$	9.0	15.0	\times	\times	10.0 / 4.84 / 18.1	65.7	Bilinear	5.31 / 4.14 / 7.94	68.9
$1/d$	$1/d_t - 1/d_1$	9.4	15.6	\times	\checkmark	8.01 / 3.89 / 13.91	69.0	NN	5.34 / 4.17 / 7.98	66.9
$\log(d)$	$\log(d_t/d_1)$	13.1	20.6	② CoTracker	\times	3.72 / 2.78 / 5.44	70.1	3D KNN	4.59 / 3.41 / 7.07	68.9
				③ Ours	\times	3.73 / 2.78 / 5.47	70.0	ConvUp	4.27 / 3.09 / 6.73	70.2
				③ Ours	\checkmark	3.67 / 2.64 / 5.30	70.1	AttentionUp	3.73 / 2.73 / 5.35	70.3
								AttentionUp + Alibi	3.67 / 2.64 / 5.30	70.1

(a) Depth representation

(b) Spatial attention design

(c) Upsampler design

Table 6: **Ablation studies** (a) different depth representations on TAP-Vid3D (b) different spatial attention designs on the CVO (Extended) (c) different upsampler designs on CVO (Extended).

threshold, occlusion accuracy OA measures the accuracy of visibility prediction and the average Jaccard (AJ) which evaluates both occlusion and position accuracy.

Long-range optical flow results. We first compare our method against baseline approaches on the dense 2D tracking task (see Tab. 2). This experiment isolates the evaluation from additional 3D features and supervision, making it a straightforward assessment of our proposed network architecture for handling dense per-pixel tracking. We find that our method significantly outperforms all previous approaches, including the recent SOTA method, DOT, in terms of positional accuracy. The improvement is particularly noticeable when visualizing the results (see Appendix), where the trajectories predicted by DOT tend to become unstable once the tracked pixel is occluded or moves out of view. This highlights the importance of maintaining temporal attention in the tracking network, a feature absent in DOT.

Additionally, we compare both DOT and our method with and without 3D supervision. We find that the variants are nearly equivalent, although the quantitative performance slightly decreases for the 3D-supervised versions. We also observe that our visibility mask accuracy is on par with CoTracker, from which our method is derived, though it is marginally lower than DOT. These discrepancies could potentially be addressed by adjusting the weightings of different terms in the training loss.

Dense 3D Tracking results. We report the results of dense 3D tracking on the Kubric synthetic test set, where our approach significantly outperforms other methods in both accuracy and runtime. We visualize of 3D dense tracking results in figure 5. Compared to SceneTracker and SpatialTracker, our method excels at accurately predicting the locations of moving objects and preserving object shapes throughout the video. Please find more qualitative results in the supplementary.

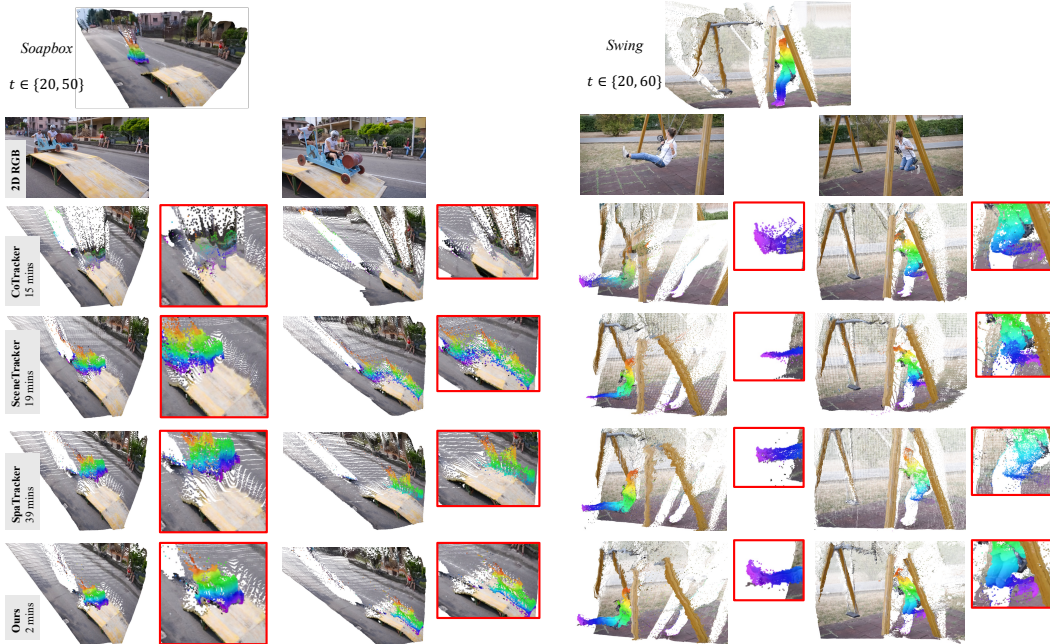


Figure 5: **Qualitative results of dense 3D tracking on in-the-wild videos** between CoTracker + UniDepth, SceneTracker, SpatialTracker and our method. We densely track every pixel from the first frame of the video in 3D space, the moving objects are highlighted as rainbow color. Our method accurately tracks the motion of foreground objects while maintaining stable backgrounds.

3D point tracking benchmarks results. To further evaluate the generalizability of our approach on in-the-wild videos, we assess its performance on the TAPVid-3D dataset using depth maps estimated by either UniDepth (Piccinelli et al., 2024) or ZeoDepth (Bhat et al., 2023). The results, summarized in Table 5, show that our method consistently outperforms previous approaches, including SpatialTracker, SceneTracker, and 3D-lifted versions of state-of-the-art 2D tracking methods. Our approach demonstrates improvements across most sub-datasets, as well as in the overall average.

We also evaluate our approach on the LSFODyssey dataset (Wang et al., 2024a), as shown in Tab. 4. In this benchmark, SceneTracker, trained specifically on the same domain, outperforms both SpatialTracker and our model, which were trained on the Kubric dataset. To ensure a fair comparison, we fine-tuned our model for just one epoch on the LSFODyssey training set and observed substantial performance improvements, surpassing SceneTracker.

4.3 ABLATION STUDY

Study on the 3D representation is presented in Tab. 6a. We find that representing depth using log depth significantly improves 3D tracking accuracy compared to using depth and inverse depth.

Study on the design of spatial attention is shown in Tab. 6b. We evaluated different spatial attention variants, as illustrated in Fig.3, comparing approaches with and without global or local attention. We also compared two versions of global attention: the one used in CoTracker, which cross-attends virtual tracks back and forth (illustrated in ② of Fig.3), and our proposed method of cross-attending virtual tracks with anchor tracks (illustrated in ③ of Fig. 3). Our results show that both global and local attention are crucial, and our design of global attention achieves comparable accuracy to CoTracker while being more computationally efficient.

Study on the design of upsampler is reported in Tab. 6c. We compared our approach against upsampling methods using non-learnable operators, such as bilinear, nearest neighbor, and K-nearest neighbor upsamplers. Additionally, we compared our proposed attention-based upsampler with the CNN-based upsampler from RAFT (Teed & Deng, 2020). Our method noticeably outperforms all of these approaches.

5 CONCLUSION

We presented a method that efficiently tracks every pixel of a frame throughout a video, demonstrating state-of-the-art accuracy in dense 2D/3D tracking while running significantly faster than existing 3D tracking methods. Despite these successes, our method shares some common **limitations** with previous point-tracking approaches due to its relatively short temporal processing windows. It may fail to track points that remain occluded for extended periods, and it currently performs best with videos of fewer than a few hundred frames. Additionally, our 3D tracking performance is closely tied to the accuracy and temporal consistency of the off-the-shelf monocular depth estimation. We anticipate that our method will benefit from recent rapid advancements in monocular depth estimation research (Hu et al., 2024).

REFERENCES

- Arjun Balasingam, Joseph Chandler, Chenning Li, Zhoutong Zhang, and Hari Balakrishnan. Drive-track: A benchmark for long-range point tracking in real-world videos. In *CVPR*, 2024. 8
- Shariq Farooq Bhat, Reiner Birkel, Diana Wofk, Peter Wonka, and Matthias Müller. Zoedepth: Zero-shot transfer by combining relative and metric depth, 2023. URL <https://arxiv.org/abs/2302.12288>. 2, 10, 17
- Thomas Brox, Andrés Bruhn, Nils Papenberg, and Joachim Weickert. High accuracy optical flow estimation based on a theory for warping. In *ECCV*, 2004. 2
- Daniel J Butler, Jonas Wulff, Garrett B Stanley, and Michael J Black. A naturalistic open source movie for optical flow evaluation. In *Computer Vision—ECCV 2012: 12th European Conference on Computer Vision, Florence, Italy, October 7-13, 2012, Proceedings, Part VI 12*, pp. 611–625. Springer, 2012. 19
- Nicolas Carion, Francisco Massa, Gabriel Synnaeve, Nicolas Usunier, Alexander Kirillov, and Sergey Zagoruyko. End-to-end object detection with transformers. In *ECCV*, 2020. 5
- Joao Carreira and Andrew Zisserman. Quo vadis, action recognition? a new model and the kinetics dataset. In *CVPR*, 2017. 17
- Weirong Chen, Le Chen, Rui Wang, and Marc Pollefeys. Leap-vo: Long-term effective any point tracking for visual odometry. In *Proceedings of the IEEE/CVF Conference on Computer Vision and Pattern Recognition*, pp. 19844–19853, 2024. 19, 20
- Seokju Cho, Jiahui Huang, Seungryong Kim, and Joon-Young Lee. Flowtrack: Revisiting optical flow for long-range dense tracking. In *CVPR*, 2024a. 3
- Seokju Cho, Jiahui Huang, Jisu Nam, Honggyu An, Seungryong Kim, and Joon-Young Lee. Local all-pair correspondence for point tracking. *arXiv preprint arXiv:2407.15420*, 2024b. 4, 17
- Laurent Dinh, Jascha Narain Sohl-Dickstein, and Samy Bengio. Density estimation using real nvp. *ArXiv*, abs/1605.08803, 2016. URL <https://api.semanticscholar.org/CorpusID:8768364>. 3
- Carl Doersch, Ankush Gupta, Larisa Markeeva, Adria Recasens, Lucas Smaira, Yusuf Aytar, Joao Carreira, Andrew Zisserman, and Yi Yang. TAP-vid: A benchmark for tracking any point in a video. *NeurIPS*, 2022. 2, 3, 17
- Carl Doersch, Yi Yang, Mel Vecerik, Dilara Gokay, Ankush Gupta, Yusuf Aytar, Joao Carreira, and Andrew Zisserman. TAPIR: Tracking any point with per-frame initialization and temporal refinement. In *ICCV*, 2023. 2, 3, 8, 17
- Qiaole Dong, Chenjie Cao, and Yanwei Fu. Rethinking optical flow from geometric matching consistent perspective. In *CVPR*, 2023. 2
- David Eigen, Christian Puhrsch, and Rob Fergus. Depth map prediction from a single image using a multi-scale deep network. *NeurIPS*, 2014. 7
- Pierre Godet, Alexandre Boulch, Aurélien Plyer, and Guy Le Besnerais. Starflow: A spatiotemporal recurrent cell for lightweight multi-frame optical flow estimation. In *ICPR*, 2021. 2
- Klaus Greff, Francois Belletti, Lucas Beyer, Carl Doersch, Yilun Du, Daniel Duckworth, David J Fleet, Dan Gnanapragasam, Florian Golemo, Charles Herrmann, Thomas Kipf, Abhijit Kundu, Dmitry Lagun, Issam Laradji, Hsueh-Ti (Derek) Liu, Henning Meyer, Yishu Miao, Derek Nowrouzezahrai, Cengiz Oztireli, Etienne Pot, Noha Radwan, Daniel Rebain, Sara Sabour, Mehdi S. M. Sajjadi, Matan Sela, Vincent Sitzmann, Austin Stone, Deqing Sun, Suhani Vora, Ziyu Wang, Tianhao Wu, Kwang Moo Yi, Fangcheng Zhong, and Andrea Tagliasacchi. Kubric: a scalable dataset generator. In *CVPR*, 2022. 2, 7
- Xiuye Gu, Yijie Wang, Chongruo Wu, Yong Jae Lee, and Panqu Wang. Hplflownet: Hierarchical permutohedral lattice flownet for scene flow estimation on large-scale point clouds. In *CVPR*, 2019. 3

- Simon Hadfield and Richard Bowden. Kinecting the dots: Particle based scene flow from depth sensors. In *ICCV*, 2011. 3
- Adam W Harley, Zhaoyuan Fang, and Katerina Fragkiadaki. Particle video revisited: Tracking through occlusions using point trajectories. In *ECCV*, 2022. 2, 3, 4, 17
- BK Horn and B Schunck. Determining optical flow (artificial intelligence laboratory). *Massachusetts Institute of Technology, Cambridge, MA*, 1980. 2
- Michael Hornacek, Andrew Fitzgibbon, and Carsten Rother. Sphereflow: 6 dof scene flow from rgb-d pairs. In *CVPR*, 2014. 3
- Wenbo Hu, Xiangjun Gao, Xiaoyu Li, Sijie Zhao, Xiaodong Cun, Yong Zhang, Long Quan, and Ying Shan. Depthcrafter: Generating consistent long depth sequences for open-world videos, 2024. URL <https://arxiv.org/abs/2409.02095>. 11
- Zhaoyang Huang, Xiaoyu Shi, Chao Zhang, Qiang Wang, Ka Chun Cheung, Hongwei Qin, Jifeng Dai, and Hongsheng Li. Flowformer: A transformer architecture for optical flow. In *ECCV*, 2022. 2, 5
- Eddy Ilg, Nikolaus Mayer, Tonmoy Saikia, Margret Keuper, Alexey Dosovitskiy, and Thomas Brox. FlowNet 2.0: Evolution of optical flow estimation with deep networks. In *CVPR*, 2017. 2
- Shihao Jiang, Dylan Campbell, Yao Lu, Hongdong Li, and Richard Hartley. Learning to estimate hidden motions with global motion aggregation. In *ICCV*, 2021. 2
- Hanbyul Joo, Tomas Simon, Xulong Li, Hao Liu, Lei Tan, Lin Gui, et al. Panoptic studio: A massively multiview system for social interaction. *TPAMI*, 2017. 8
- Nikita Karaev, Ignacio Rocco, Benjamin Graham, Natalia Neverova, Andrea Vedaldi, and Christian Rupprecht. Cotracker: It is better to track together. *arXiv:2307.07635*, 2023. 2, 3, 4, 5, 8, 17
- Johannes Kopf, Xuejian Rong, and Jia-Bin Huang. Robust consistent video depth estimation. In *Proceedings of the IEEE/CVF Conference on Computer Vision and Pattern Recognition*, pp. 1611–1621, 2021. 20
- Skanda Koppula, Ignacio Rocco, Yi Yang, Joe Heyward, João Carreira, Andrew Zisserman, Gabriel Brostow, and Carl Doersch. Tapvid-3d: A benchmark for tracking any point in 3d, 2024. URL <https://arxiv.org/abs/2407.05921>. 2, 8, 17
- Guillaume Le Moing, Jean Ponce, and Cordelia Schmid. Dense optical tracking: Connecting the dots. In *CVPR*, 2024. 2, 3, 8, 17, 18
- Alex X Lee, Coline Manon Devin, Yuxiang Zhou, Thomas Lampe, Konstantinos Bousmalis, Jost Tobias Springenberg, Arunkumar Byravan, Abbas Abdolmaleki, Nimrod Gileadi, David Khosid, et al. Beyond pick-and-place: Tackling robotic stacking of diverse shapes. In *CoRL*, 2021. 17
- Hongyang Li, Hao Zhang, Shilong Liu, Zhaoyang Zeng, Feng Li, Tianhe Ren, Bohan Li, and Lei Zhang. Taptrv2: Attention-based position update improves tracking any point. *arXiv preprint arXiv:2407.16291*, 2024a. 17
- Hongyang Li, Hao Zhang, Shilong Liu, Zhaoyang Zeng, Tianhe Ren, Feng Li, and Lei Zhang. Taptr: Tracking any point with transformers as detection. *arXiv preprint arXiv:2403.13042*, 2024b. 2, 17
- Xingyu Liu, Charles R Qi, and Leonidas J Guibas. FlowNet3d: Learning scene flow in 3d point clouds. In *CVPR*, 2019. 2, 3
- Etienne Mémin and Patrick Pérez. Dense estimation and object-based segmentation of the optical flow with robust techniques. *TIP*, 1998. 2
- Ben Mildenhall, Pratul P. Srinivasan, Matthew Tancik, Jonathan T. Barron, Ravi Ramamoorthi, and Ren Ng. Nerf: Representing scenes as neural radiance fields for view synthesis. In *ECCV*, 2020. 3

- Michal Neoral, Jonáš vSerých, and Jivří Matas. Mft: Long-term tracking of every pixel. In *WACV*, 2024. 8, 17
- Michael Niemeyer, Lars Mescheder, Michael Oechsle, and Andreas Geiger. Occupancy flow: 4d reconstruction by learning particle dynamics. In *ICCV*, 2019. 3
- Maxime Oquab, Timothée Darcet, Theo Moutakanni, Huy V. Vo, Marc Szafraniec, Vasil Khalidov, Pierre Fernandez, Daniel Haziza, Francisco Massa, Alaaeldin El-Nouby, Russell Howes, Po-Yao Huang, Hu Xu, Vasu Sharma, Shang-Wen Li, Wojciech Galuba, Mike Rabbat, Mido Assran, Nicolas Ballas, Gabriel Synnaeve, Ishan Misra, Herve Jegou, Julien Mairal, Patrick Labatut, Armand Joulin, and Piotr Bojanowski. Dinov2: Learning robust visual features without supervision, 2023. 3
- Xiaqing Pan, Nicholas Charron, Yongqian Yang, Scott Peters, Thomas Whelan, Chen Kong, Omkar Parkhi, Richard Newcombe, and Yuheng Carl Ren. Aria digital twin: A new benchmark dataset for egocentric 3d machine perception. In *ICCV*, 2023. 8
- Luigi Piccinelli, Yung-Hsu Yang, Christos Sakaridis, Mattia Segu, Siyuan Li, Luc Van Gool, and Fisher Yu. UniDepth: Universal monocular metric depth estimation. In *CVPR*, 2024. 2, 10, 17
- Jordi Pont-Tuset, Federico Perazzi, Sergi Caelles, Pablo Arbeláez, Alex Sorkine-Hornung, and Luc Van Gool. The 2017 davis challenge on video object segmentation. *arXiv preprint arXiv:1704.00675*, 2017. 17
- Ofir Press, Noah Smith, and Mike Lewis. Train short, test long: Attention with linear biases enables input length extrapolation. In *ICLR*, 2022. 7
- Julian Quiroga, Thomas Brox, Frédéric Devernay, and James Crowley. Dense semi-rigid scene flow estimation from rgbd images. In *ECCV*, 2014. 3
- René Ranftl, Katrin Lasinger, David Hafner, Konrad Schindler, and Vladlen Koltun. Towards robust monocular depth estimation: Mixing datasets for zero-shot cross-dataset transfer. *TPAMI*, 2022. 7
- Anurag Ranjan and Michael J Black. Optical flow estimation using a spatial pyramid network. In *CVPR*, 2017. 2
- Peter Sand and Seth Teller. Particle video: Long-range motion estimation using point trajectories. *IJCV*, 2008. 3
- Paul R Schrater, David C Knill, and Eero P Simoncelli. Perceiving visual expansion without optic flow. *Nature*, 2001. 7
- Xiaoyu Shi, Zhaoyang Huang, Weikang Bian, Dasong Li, Manyuan Zhang, Ka Chun Cheung, Simon See, Hongwei Qin, Jifeng Dai, and Hongsheng Li. Videoflow: Exploiting temporal cues for multi-frame optical flow estimation. In *ICCV*, 2023. 2
- Leslie N Smith and Nicholay Topin. Super-convergence: Very fast training of neural networks using large learning rates. In *Artificial intelligence and machine learning for multi-domain operations applications*, 2019. 17
- Yunzhou Song, Jiahui Lei, Ziyun Wang, Lingjie Liu, and Kostas Daniilidis. Track everything everywhere fast and robustly. *ArXiv*, abs/2403.17931, 2024. URL <https://api.semanticscholar.org/CorpusID:268691853>. 3
- Jürgen Sturm, Nikolas Engelhard, Felix Endres, Wolfram Burgard, and Daniel Cremers. A benchmark for the evaluation of rgb-d slam systems. In *2012 IEEE/RSJ international conference on intelligent robots and systems*, pp. 573–580. IEEE, 2012. 19
- Deqing Sun, Xiaodong Yang, Ming-Yu Liu, and Jan Kautz. Pwc-net: Cnns for optical flow using pyramid, warping, and cost volume. In *CVPR*, 2018. 2
- Michael T Swanston and Walter C Gogel. Perceived size and motion in depth from optical expansion. *Perception & psychophysics*, 1986. 7

- Zachary Teed and Jia Deng. Raft: Recurrent all-pairs field transforms for optical flow. In *ECCV*, 2020. [2](#), [3](#), [4](#), [5](#), [6](#), [8](#), [10](#), [18](#)
- Zachary Teed and Jia Deng. Droid-slam: Deep visual slam for monocular, stereo, and rgb-d cameras. *Advances in neural information processing systems*, 34:16558–16569, 2021a. [20](#)
- Zachary Teed and Jia Deng. Raft-3d: Scene flow using rigid-motion embeddings. In *CVPR*, 2021b. [3](#)
- Zachary Teed, Lahav Lipson, and Jia Deng. Deep patch visual odometry. *Advances in Neural Information Processing Systems*, 36, 2024. [20](#)
- Narek Tumanyan, Assaf Singer, Shai Bagon, and Tali Dekel. Dino-tracker: Taming dino for self-supervised point tracking in a single video, 2024. [3](#)
- Christoph Vogel, Konrad Schindler, and Stefan Roth. 3d scene flow estimation with a piecewise rigid scene model. *IJCV*, 2015. [2](#)
- Bo Wang, Jian Li, Yang Yu, Li Liu, Zhenping Sun, and Dewen Hu. Scenetracker: Long-term scene flow estimation network. *arXiv preprint arXiv:2403.19924*, 2024a. [2](#), [3](#), [4](#), [7](#), [8](#), [10](#), [17](#)
- Chaoyang Wang, Simon Lucey, Federico Perazzi, and Oliver Wang. Web stereo video supervision for depth prediction from dynamic scenes. In *3DV*, 2019. [7](#)
- Qianqian Wang, Yen-Yu Chang, Ruojin Cai, Zhengqi Li, Bharath Hariharan, Aleksander Holynski, and Noah Snavely. Tracking everything everywhere all at once. *ICCV*, 2023a. [3](#), [17](#)
- Qianqian Wang, Yen-Yu Chang, Ruojin Cai, Zhengqi Li, Bharath Hariharan, Aleksander Holynski, and Noah Snavely. Tracking everything everywhere all at once. In *ICCV*, 2023b. [3](#)
- Shuzhe Wang, Vincent Leroy, Yohann Cabon, Boris Chidlovskii, and Jerome Revaud. Dust3r: Geometric 3d vision made easy. In *Proceedings of the IEEE/CVF Conference on Computer Vision and Pattern Recognition*, pp. 20697–20709, 2024b. [18](#), [20](#)
- Yihan Wang, Lahav Lipson, and Jia Deng. Sea-raft: Simple, efficient, accurate raft for optical flow. In *European Conference on Computer Vision*, pp. 36–54. Springer, 2025. [18](#)
- Zirui Wang, Shuda Li, Henry Howard-Jenkins, Victor Prisacariu, and Min Chen. Flownet3d++: Geometric losses for deep scene flow estimation. In *WACV*, 2020. [3](#)
- Guangyang Wu, Xiaohong Liu, Kunming Luo, Xi Liu, Qingqing Zheng, Shuaicheng Liu, Xinyang Jiang, Guangtao Zhai, and Wenyi Wang. Accflow: Backward accumulation for long-range optical flow. In *ICCV*, 2023. [2](#), [8](#)
- Yuxi Xiao, Qianqian Wang, Shangzhan Zhang, Nan Xue, Sida Peng, Yujun Shen, and Xiaowei Zhou. Spatialtracker: Tracking any 2d pixels in 3d space. In *CVPR*, 2024. [2](#), [3](#), [4](#), [7](#), [8](#), [17](#)
- Haofei Xu, Jing Zhang, Jianfei Cai, Hamid Rezaatofghi, and Dacheng Tao. Gmflow: Learning optical flow via global matching. In *CVPR*, 2022. [2](#)
- Jia Xu, René Ranftl, and Vladlen Koltun. Accurate optical flow via direct cost volume processing. In *CVPR*, 2017. [2](#)
- Gengshan Yang and Deva Ramanan. Upgrading optical flow to 3d scene flow through optical expansion. In *CVPR*, 2020. [2](#), [7](#)
- Gengshan Yang and Deva Ramanan. Learning to segment rigid motions from two frames. In *CVPR*, 2021. [3](#)
- Junyi Zhang, Charles Herrmann, Junhwa Hur, Varun Jampani, Trevor Darrell, Forrester Cole, Deqing Sun, and Ming-Hsuan Yang. Monst3r: A simple approach for estimating geometry in the presence of motion. *arXiv preprint arXiv:2410.03825*, 2024. [18](#), [19](#), [20](#)

Zhoutong Zhang, Forrester Cole, Zhengqi Li, Michael Rubinstein, Noah Snavely, and William T Freeman. Structure and motion from casual videos. In *European Conference on Computer Vision*, pp. 20–37. Springer, 2022. [20](#)

Wang Zhao, Shaohui Liu, Hengkai Guo, Wenping Wang, and Yong-Jin Liu. Particlesfm: Exploiting dense point trajectories for localizing moving cameras in the wild. In *European Conference on Computer Vision*, pp. 523–542. Springer, 2022. [20](#)

Yang Zheng, Adam W. Harley, Bokui Shen, Gordon Wetzstein, and Leonidas J. Guibas. Pointodyssey: A large-scale synthetic dataset for long-term point tracking. In *ICCV*, 2023. [2](#), [8](#)

Methods	Kinetics			DAVIS			RGB-Stacking		
	AJ \uparrow	APD _{2D} \uparrow	OA \uparrow	AJ \uparrow	APD _{2D} \uparrow	OA \uparrow	AJ \uparrow	APD _{2D} \uparrow	OA \uparrow
TAP-Net (Doersch et al., 2022)	38.5	54.4	80.6	33.0	48.6	78.8	54.6	68.3	87.7
MFT (Neoral et al., 2024)	39.6	60.4	72.7	47.3	66.8	77.8	-	-	-
PIPs (Harley et al., 2022)	31.7	53.7	72.9	42.2	64.8	77.7	15.7	28.4	77.1
OmniMotion (Wang et al., 2023a)	-	-	-	46.4	62.7	85.3	69.5	82.5	90.3
TAPIR (Doersch et al., 2023)	49.6	64.2	85.0	56.2	70.0	86.5	54.2	69.8	84.4
CoTracker (Karaev et al., 2023)	48.7	64.3	86.5	60.6	75.4	89.3	63.1	77.0	87.8
DOT (Le Moing et al., 2024)	48.4	63.8	85.2	60.1	74.5	89.0	77.1	87.7	93.3
TAPTR (Li et al., 2024b)	49.0	64.4	85.2	63.0	76.1	91.1	-	-	-
TAPTRv2 (Li et al., 2024a)	49.7	64.2	85.7	63.5	75.9	91.4	-	-	-
LocoTrack (Cho et al., 2024b)	52.9	66.8	85.3	63.0	75.3	87.2	69.0	83.2	89.5
SpatialTracker (Xiao et al., 2024)	50.1	65.9	86.9	61.1	76.3	89.5	63.5	77.6	88.2
SceneTracker (Wang et al., 2024a)	-	66.5	-	-	71.8	-	-	73.3	-
DOT-3D	48.1	63.7	85.9	61.2	75.3	88.1	76.3	86.6	92.1
Ours (2D)	50.3	63.5	83.2	64.2	77.3	87.8	73.4	82.4	89.6
Ours	49.5	63.3	82.2	62.7	76.7	88.2	74.2	83.5	90.0

Table 7: **2D Tracking Results** on the TAP-Vid Benchmark (Doersch et al., 2022) (*query-first* mode). We report the average jaccard (AJ), average 2D position accuracy (APD_{2D}), and occlusion accuracy (OA) on the Kinetics (Carreira & Zisserman, 2017), DAVIS (Pont-Tuset et al., 2017) and RGB-Stacking (Lee et al., 2021) datasets.

A APPENDIX

Implementation details. We use the same backbone as Karaev et al. (2023); Harley et al. (2022), which consists of 6 residual blocks, outputting feature maps with a dimension of 256. Unlike CoTracker, which extracts a single-scale feature map and applies pooling later in the correlation module, we directly generate a pyramid of feature maps at scales 2, 4, and 8. We perform dense pixel tracking at a resolution of $H/4 \times W/4$ (with $r = 4$). The transformer network is composed of 6 spatial and temporal attention blocks, utilizing 8 attention heads and 384 hidden channels. For anchor tracks, we set 9×12 during training and increase to 36×48 during evaluation. In the patch-wise dense local attention, we use a patch size of 6, resulting in $L = 36$ tracks per patch. In the high-resolution track upsampler, we use 9 neighbors (with $\kappa = 3$) and 2 cross-attention blocks. The number iteration step in the transformer Φ is set to 6.

We use the AdamW optimizer and the batch size is set to 1 for each GPU. The learning rate is initialized to 10^{-4} and scheduled by a linear one cycle (Smith & Topin, 2019). During training, to save the GPU memory consumption, we sample 256 sparse ground-truth trajectories and randomly choose a patch of size 72×96 from the dense 3D trajectory map as supervision. The input video is resized to 384×512 in both training and testing. For in-the-wild video, we leverage ZoeDepth (Bhat et al., 2023) and UniDepth (Piccinelli et al., 2024) to obtain video depth.

Sparse Tracking Setting. In the sparse tracking scenario, where there are fewer than 10K points and they are sparsely distributed across the image, our model can seamlessly switch to a sparse mode by disabling the local attention in the Transformer and the Upsampler. This adjustment is made without requiring any changes to the overall architecture. This mode enables efficient evaluation on sparse tracking benchmarks such as TAP-Vid (Doersch et al., 2022) and TAP-Vid3D (Koppula et al., 2024).

2D point tracking benchmark results. We also evaluate the performance of our method on 2D point tracking on the TAP-Vid dataset, containing videos from 3 datasets: DAVIS (Pont-Tuset et al., 2017) with 30 in-the-wild videos, RGB-Stacking (Carreira & Zisserman, 2017) with 50 synthetic sequences, and Kinetics (Lee et al., 2021) with 1144 real videos. The results are reported in Table 7. Our approach outperforms 3D tracking methods, including SpatialTracker (Xiao et al., 2024), SceneTracker (Wang et al., 2024a), and DOT-3D, in most of the sub-datasets while having competitive performance with other SoTA approaches designed for sparse 2D tracking only.

Qualitative results of long-range 2D flows are visualized in 6. Thanks to the strong temporal consistency of our method, it produces smooth predictions over time, effectively avoiding the ‘flicker’

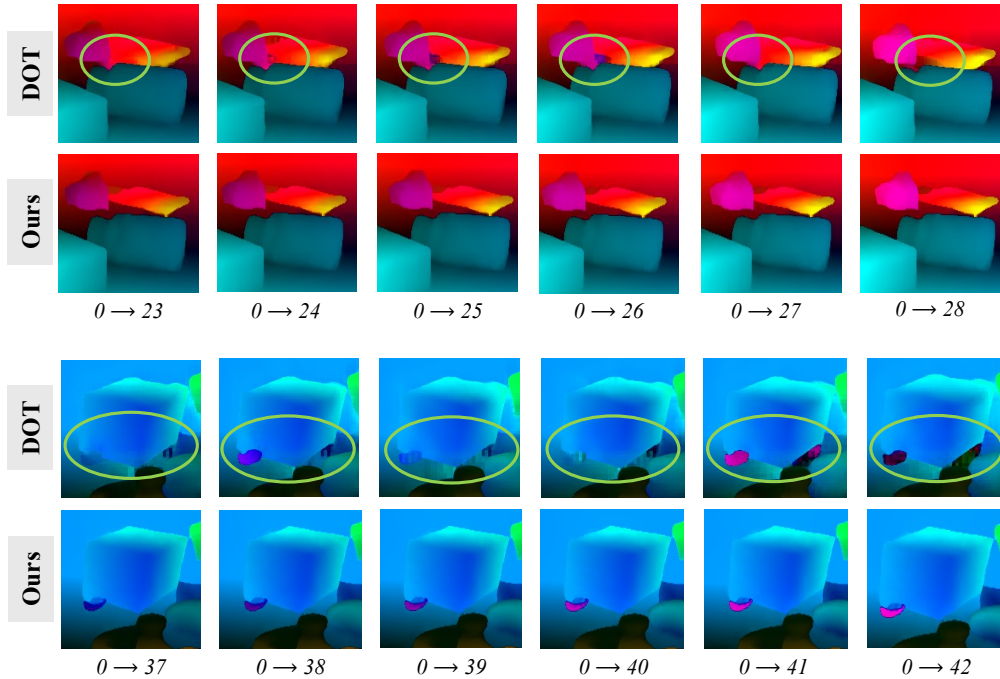


Figure 6: **Comparison of long-range optical flow predictions:** We predict optical flows from the first frame to subsequent frames of the video. DOT (Le Moing et al., 2024), which lacks strong temporal correlation, suffers from a noticeable “flickering” effect (green circle), particularly at the boundaries between foreground and background objects. In contrast, our method ensures a smooth and consistent transition over time, effectively reducing artifacts at object boundaries.

artifacts that are commonly observed in per-frame optical flow predictions, such as those produced by DOT (Le Moing et al., 2024).

We also compare our long-range flow predictions with the current SoTA optical flow model, SEARAFT (Wang et al., 2025), and DOT on in-the-wild videos. The results are visualized in figure 7 showing that our approach achieves better temporal smoothness and less artifact for long-range motion prediction.

Dynamic video pose estimation. Our proposed approach efficiently achieves dense 3D tracking across multiple keyframes throughout the video. As an illustration, consider the dense 3D trajectories $\mathcal{P}^{(0,\cdot)} \in \mathbb{R}^{T \times H \times W \times 4}$ of pixels in the first frame. For any destination frame ν the 3D points $\mathcal{P}^{(0,\nu)} = \mathcal{P}^{(0,\cdot)}[\nu] \in \mathbb{R}^{H \times W \times 4}$ represent the 3D positions of all pixels of frame 0 in the camera coordinate at ν , naturally combining camera motion from 0 to ν along with any non-rigid scene motion within that interval. This setup aligns with MonST3R (Zhang et al., 2024), a dynamic version of DUST3R (Wang et al., 2024b). Consequently, we apply the global alignment approach used in Wang et al. (2024b); Zhang et al. (2024) to estimate camera poses across dynamic video sequences.

In detail, we uniformly sample keyframes with a stride of 2 from the input video and densely track all pixels of these frames. For each keyframe k , tracking is performed both forward and backward within a window $[k - w, k + w]$, where $w = 8$. Following Zhang et al. (2024), we model the pose estimation as an optimization task, where the learnable parameters include *per-keyframe* depth maps, as well as *per-keyframe* intrinsic and extrinsic camera parameters, and optimize with gradient descent. The objective function, similar to Zhang et al. (2024), combines alignment loss, temporal smoothness loss, and 2D flow loss. For the 2D flow loss, we calculate pseudo optical flow ground truth using our dense tracking approach rather than relying on an off-the-shelf model (Wang et al., 2025; Teed & Deng, 2020). For non-keyframe frames, camera poses are interpolated from the two nearest neighboring keyframes.




Figure 7: **Comparison of long-range optical flow predictions on in-the-wild videos** between DOT, SEA-RAFT, and our approach.

We evaluate the pose estimation performance on multiple datasets, including Sintel (Butler et al., 2012) and TUM-dynamics (Sturm et al., 2012). On Sintel, we follow the evaluation protocol in Zhang et al. (2024); Chen et al. (2024), which excludes static and easy scene, remaining 14 test sequences. For TUM-dynamics, we sample the first 90 frames with the temporal stride of 3. We report the Absolute Translation Error (ATE), Relative Translation Error (RPE trans), and Relative Rotation Error (RPE rot), after applying a Sim(3) Umeyama alignment on prediction to the ground truth. The results are reported in Table 8.

Methods	Sintel			TUM-dynamics		
	ATE↓	RPE trans↓	RPE rot↓	ATE↓	RPE trans↓	RPE rot↓
DROID-SLAM (Teed & Deng, 2021a)	0.175	0.084	1.912	-	-	-
DPVO (Teed et al., 2024)	0.115	0.072	1.975	-	-	-
ParticleSfM (Zhao et al., 2022)	0.129	0.031	0.535	-	-	-
LEAP-VO (Chen et al., 2024)	0.089	0.066	1.250	0.068	0.008	1.686
Robust-CVD (Kopf et al., 2021)	0.360	0.154	3.443	0.153	0.026	3.528
CasualSLAM (Zhang et al., 2022)	0.141	0.035	0.615	0.071	0.010	1.712
DUST3R (Wang et al., 2024b)	0.417	0.250	5.796	0.083	0.017	3.567
MonST3R (Zhang et al., 2024)	0.108	0.042	0.732	0.063	0.009	1.217
Ours	0.195	0.075	0.549	0.052	0.007	1.343

Table 8: **Pose estimation results** on Sintel and TUM datasets. Our method achieves competitive results compared to other approaches specifically designed for visual odometry or SLAM tasks.




Figure 8: **Qualitative results of jointly depth and pose estimation** on in-the-wild videos (first two rows) and AI-generated video (last row) of our approach.