

Redefining <Creative> in Dictionary: Towards an Enhanced Semantic Understanding of Creative Generation

Fu Feng, Yucheng Xie, Xu Yang, Jing Wang, Xin Geng
School of Computer Science and Engineering, Southeast University, Nanjing, China
{fufeng, xieyc, xuyang.palm, wangjing91, xgeng}@seu.edu.cn

Abstract

“Creative” remains an inherently abstract concept for both humans and diffusion models. While text-to-image (T2I) diffusion models can easily generate out-of-domain concepts like “a blue banana”, they struggle with generating combinatorial objects such as “a creative mixture that resembles a lettuce and a mantis”, due to difficulties in understanding the semantic depth of “creative”. Current methods rely heavily on synthesizing reference prompts or images to achieve a creative effect, typically requiring retraining for each unique creative output—a process that is computationally intensive and limits practical applications. To address this, we introduce CreTok, which brings meta-creativity to diffusion models by redefining “creative” as a new token, <CreTok>, thus enhancing models’ semantic understanding for combinatorial creativity. CreTok achieves such redefinition by iteratively sampling diverse text pairs from our proposed CangJie dataset to form adaptive prompts and restrictive prompts, and then optimizing the similarity between their respective text embeddings. Extensive experiments demonstrate that <CreTok> enables the universal and direct generation of combinatorial creativity across diverse concepts without additional training (4s vs. BASS’s 2400s per image), achieving state-of-the-art performance with improved text-image alignment ($\uparrow 0.03$ in VQAScore) and higher human preference ratings ($\uparrow 0.009$ in PickScore and $\uparrow 0.169$ in ImageReward). Further evaluations with GPT-4o and user studies underscore CreTok’s strengths in advancing creative generation.

1. Introduction

“Creativity is the power to connect the seemingly unconnected.”

— William Plomer

Recent advancements have witnessed the impressive capabilities of diffusion models, such as DALL-E 3 [41], Stable Diffusion 3 [10], and Midjourney [30], which can now generate images comparable to those created by human artists [2, 37, 57]. The high-quality image generation results

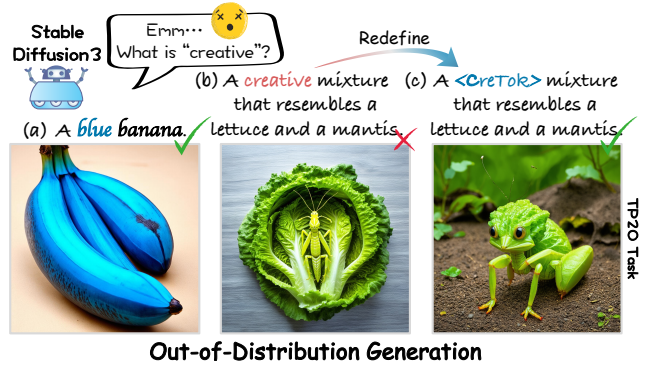


Figure 1. (a) In out-of-distribution generation, diffusion models can **directly** generate “a blue banana” without additional training, benefiting from the clear and concrete semantics of “blue”. (b) However, they lack an intrinsic understanding of the abstract and ambiguous semantics of “creative”. (c) Leveraging the TP2O task, we redefine the token associated with “creative” as <CreTok> to bring models meta-creativity, allowing them to **directly** generate combinatorial creativity by enhancing their semantic understanding of “creative”.

from models’ strength of capturing complex data distributions [5, 23, 50]. However, such strength also leads diffusion models to replicate patterns from their training data, limiting their potential for genuine creativity [8, 60].

Creativity, an inherently abstract concept even for humans [27, 47], presents a significant challenge for diffusion models. Recent efforts have sought to integrate creativity into diffusion models in more concrete ways. For instance, ConceptLab [43] approaches creativity as the generation of novel, indescribable concepts beyond conventional language. BASS [22] extends this interpretation, defining creativity as the **combinatorial generation** of unique objects from text pairs (e.g., (Lettuce, Mantis)), exemplified in Figure 1c. Both approaches suggest that creative ability involves generating out-of-domain images.

Diffusion models can directly generate out-of-domain images by understanding concrete prompts like “a blue banana”, but often struggle with the abstract semantics of

“creative”, as illustrated in Figure 1a,b. Given the challenge that diffusion models face in directly generating creativity, existing methods typically rely on synthesizing reference prompts or images to achieve creative effects. For instance, to combine “Lettuce” and “Mantis” creatively, ConceptLab [43] merges tokens representing these concepts into a new composite token, while BASS [22] uses predefined sampling rules to search for creative outcomes from a large pool of candidate images. Similarly, personalization-based methods like MagicMix [25], DiffMorpher [56], and ATIH [51] use semantic mixing or interpolation during the diffusion process to generate novel visual representations.

However, these methods rely heavily on reference prompts and images, demanding a new training process for each generation, which leads to high computational costs and limited practicality for online applications. In contrast, “a blue banana” can be generated directly without additional training, due to its clear and concrete semantics, especially by the adjective “blue”. Inspired by this, we may ask: *Can we awaken the creativity of diffusion models by enhancing their semantic understanding of “creative”?* To achieve this, we propose **CreTok**, which redefines “creative” as a new specialized token, $\langle \text{CreTok} \rangle$, allowing it to function similarly to “blue” in “a blue banana”. This redefinition enhances the model’s semantic understanding for combinatorial creativity, as shown in Figure 1c.

Unlike traditional token-based personalization methods, such as textual inversion [11, 45, 49] and ConceptLab [43], which assign a unique token to each static novel concept, CreTok introduces $\langle \text{CreTok} \rangle$ as a **universal** “adjective” applicable across all creative concept generation. Specifically, CreTok builds on the definition of “creativity” from the TP2O task [22] for combinatorial object generation, and refines this concept for meta-creativity in an image-free manner on our proposed dataset of text pairs, termed *CangJie*¹ for the learning of $\langle \text{CreTok} \rangle$. In each training step, a text pair (t_1, t_2) is randomly sampled to generate creative outputs by optimizing the similarity between the text embedding of a restrictive prompt (e.g., “A $t_1 t_2$ ”) and an adaptive prompt (e.g., “A *photo of a* $\langle \text{CreTok} \rangle$ *mixture*”). This process enhances the semantic understanding of $\langle \text{CreTok} \rangle$ for concept-combinatorial creativity beyond the literal meanings of t_1 and t_2 .

Through this approach, CreTok establishes $\langle \text{CreTok} \rangle$ as a universal token that brings **meta-creativity** to diffusion models, transforming creativity from static concept synthesis [22, 43, 51] to a more adaptable and flexible creative capability. This meta-creativity enables the model to generate novel combinatorial concepts, even when the corresponding text pairs have not been encountered during training. For instance, the combination of (Lettuce, Mantis) in Figure 1c, though unseen during training, can be cre-

atively generated using $\langle \text{CreTok} \rangle$. Furthermore, this meta-creativity enables direct concept combinations without requiring additional training, much like generating “a blue banana”. This significantly reduces both time and computational complexity compared to state-of-the-art (SOTA) creative generation methods, such as ConceptLab [43] (4s vs. 120s per image, **30× speedup**) and BASS [22] (4s vs. 2400s per image, **600× speedup**), while maintaining linguistic flexibility for diverse applications and styles.

Notably, images generated by CreTok achieve higher human preference ratings ($\uparrow 0.009$ in PickScore [19] and $\uparrow 0.169$ in ImageReward [52]) and better text-image alignment ($\uparrow 0.03$ in VQAScore [51]) compared to SOTA diffusion models, such as Stable Diffusion 3.5 [35]. Further evaluations using GPT-4o [1] and user studies indicate superior performance of CreTok in terms of integration, originality, and aesthetics, underscoring its effectiveness in fostering combinatorial creativity.

Our contributions are as follows: (1) We propose CreTok, a method designed to enhance models’ meta-ability by enabling an enhanced understanding of abstract and ambiguous adjectives (e.g., “creative” or “beautiful”) through their redefinition as new tokens. (2) Leveraging CreTok, we redefine the abstract term “creative” within our proposed *CangJie* dataset for the TP2O task, and introduce $\langle \text{CreTok} \rangle$, a universal token that imparts meta-creativity to diffusion models, enabling direct application to the creative generation of diverse combinatorial concepts. (3) Experimental results demonstrate the effectiveness of CreTok in generating combinatorial creativity, outperforming SOTA text-to-image (T2I) models and creative generation methods in terms of computational complexity, human preference ratings, text-image alignment, and other key metrics.

2. Related Works

2.1. Creative Generation

Advancing machine intelligence necessitates models with human-like creativity, a critical yet underexplored aspect of AI research [28, 29]. Early approaches to creativity involves heuristic search methods [7, 53]. With the rise of image generation, interest in exploring creativity expands [9, 16, 33], particularly within Generative Adversarial Networks [12] and Variational Autoencoders [18].

More recently, text-to-image (T2I) models [15, 24] have incorporated tasks specifically targeting creativity. ConceptLab [43] introduces Creative Text to Image Generation (CT2I) task, which focuses on generating novel visual concepts beyond conventional language description. In contrast, BASS [22] proposes the Creative Text Pair to Object (TP2O) task, which combines attributes of existing concepts into new compositions. Compared to the open-ended nature of CT2I, TP2O offers more controlled, user-aligned

¹CangJie comes from 仓颉, the creator of Chinese characters.

creativity. Parallel advancements in creative text generation [48, 60] further emphasize the significance of creativity across modalities.

In this work, we enhance the creativity of diffusion models—particularly in the TP2O task—by refining their semantic understanding of “creative” through a redefined token, `<CreTok>`. `<CreTok>` brings meta-creativity to diffusion models, transforming it into a universal token for expressing “creative” and enabling the combination of diverse concepts without additional training.

2.2. Personalized Visual Content Generation

Personalization aims to generate diverse images of specific concepts from limited reference images [38, 46]. Foundational approaches, such as Textual Inversion [11] and DreamBooth [45], optimize text embeddings to capture unique visual concepts as new tokens. Building on these, recent methods employ compositional techniques for creative recombination of visual elements. For instance, Concept Decomposition [49] breaks personalized concepts into distinct visual aspects captured by specific tokens, while PartCraft [32] deconstructs images into modular, fine-grained components for selective reassembly.

Beyond text embedding optimization, advanced methods like SVDiff [14] and others [4, 21, 58] enhance model adaptability through targeted network tuning. Techniques such as MagicMix [25], DiffMorpher [56], and ATIH [51] use semantic mixing or interpolation [59] during the diffusion process to create innovative visual representations.

In this context, `<CreTok>` functions not as a representation of a specific concept but as a descriptor of *how to generate creativity*, imparting meta-creativity to models and establishing `<CreTok>` as a universally adaptable token.

3. Methods

CreTok arouses the creativity of diffusion models by enhancing their semantic understanding of “creative” and redefining it as a new token, `<CreTok>`. This section first presents the basic principles of T2I models, followed by a detailed method for combining text pairs into novel concepts. Finally, we describe the iterative process to continually refine `<CreTok>` for enhanced creative expression.

3.1. Preliminary

Latent Diffusion Models (LDMs) [44] have been widely adopted in T2I generation [3, 13, 31, 36, 54, 55]. LDMs shift the diffusion process from pixel space to a compact latent space with an encoder \mathcal{E} , which maps images x into spatial latent codes $z = \mathcal{E}(x)$. The diffusion model is then trained to generate these latent codes through denoising, minimizing the following objective:

$$\mathcal{L}_{\text{diff}} = \mathbb{E}_{z \sim \mathcal{E}(x), y, \varepsilon \sim \mathcal{N}(0,1), t} [\|\varepsilon - \varepsilon_\theta(z_t, t, c_\theta(y))\|_2^2] \quad (1)$$

where ε_θ represents the noise prediction network, trained to estimate the noise ε added to the latent variable z_t at timestep t , conditioned on a vector $c_\theta(y)$, which maps the input y (e.g., text prompt) to a condition vector.

In our study, we utilize Stable Diffusion 3 (SD 3) [10] as the T2I model, which employs a transformer-based architecture to facilitate bidirectional information flow between image and text tokens. Our work focuses on the text encoder in c_θ and condition input y , while keeping the parameters of other components frozen (See Appendix 8.1 for details).

3.2. Creative Generation from a Single Text Pair

To redefine “creative” as a universally applicable token, `<CreTok>`, for the combinatorial generation of various text pairs, we begin by performing token-based concept fusion with a single text pair. Building on ConceptLab [43], we achieve such fusion by increasing the semantic similarity of two distinct prompts in the embedding space.

Given a text pair (t_1, t_2) (e.g., (Lettuce, Mantis)), we generate a restrictive prompt $\mathcal{P}_r(t_1, t_2)$ by combining the pair into a phrase like “a $t_1 t_2$ ” (e.g., “a lettuce mantis.”). The **trainable** token `<CreTok>`, which redefines “creative”, is then used to form an adaptive prompt \mathcal{P}_a representing the combinatorial results (e.g., “a photo of a `<CreTok>` mixture.”). To optimize the semantic alignment of \mathcal{P}_r and \mathcal{P}_a , we increase the similarity between the embeddings of \mathcal{P}_r and \mathcal{P}_a using the following objective:

$$\mathcal{L}_{\text{mix}} = 1 - \cos(E(\mathcal{P}_r(t_1, t_2)), E(\mathcal{P}_a)) \quad (2)$$

where $\cos(a, b) = \frac{a \cdot b}{\|a\| \|b\|}$ denotes cosine similarity, and $E(\cdot)$ is the text encoder (e.g., CLIP L/14 [39] in SD 3) that maps prompts to corresponding text embeddings.

As highlighted in ConceptLab [43], models may increase such similarity between \mathcal{P}_r and \mathcal{P}_a by generating two distinct concepts independently (i.e., a lettuce and a mantis) rather than combining them into a unified concept. To address this, we establish a loss threshold θ to mitigate overfitting to individual concepts and reduce excessive semantic carryover (see Section 6.2 for detailed analysis).

$$\tilde{\mathcal{L}}_{\text{mix}} = 1 - \max[\cos(E(\mathcal{P}_r(t_1, t_2)), E(\mathcal{P}_a)), \theta] \quad (3)$$

Additionally, we observe that the order of t_1 and t_2 in \mathcal{P}_r can bias the model’s subject focus. For instance, “a lettuce mantis” may prioritize mantis features with lettuce-like elements. To mitigate this bias, we alternate the positions of the two texts in each pair (i.e., (t_2, t_1)), and compute the loss for both $\mathcal{P}_r(t_1, t_2)$ and $\mathcal{P}_r(t_2, t_1)$ during training, encouraging a balanced fusion of both concepts.

3.3. Refining `<CreTok>` in a Continuous Process

Our ultimate objective is not to create a token representing a specific new concept, as done in ConceptLab [43] and

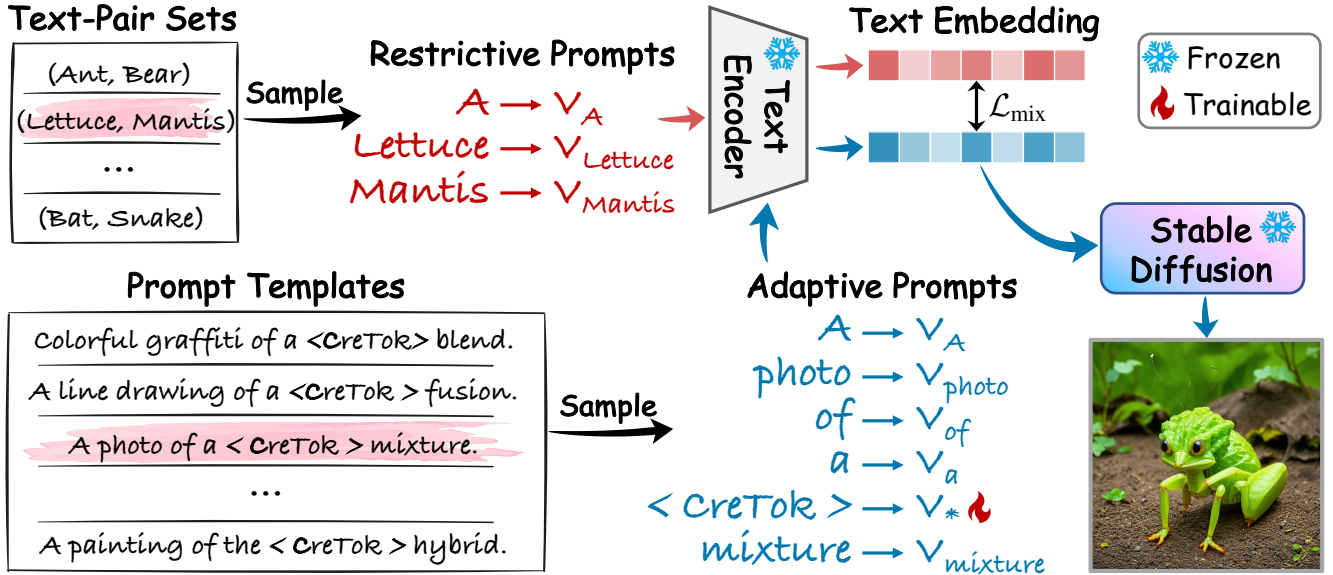


Figure 2. In each training iteration, a text pair and a prompt template are sampled to create a restrictive prompt and an adaptive prompt. The trainable $\langle \text{CreTok} \rangle$ token is then optimized to minimize the cosine similarity between the text embeddings of the adaptive and restrictive prompt. Then the refined adaptive prompt is input into a diffusion model (e.g., Stable Diffusion 3 [10]) for creative image generation.

other token-based personalization methods [11, 45]. Instead, we aim to enhance the diffusion model’s semantic understanding of “creative” through $\langle \text{CreTok} \rangle$, thus guiding the model on “how to generate creativity”. This meta-creativity cannot be achieved through direct optimization on a single text pair, which risks embedding the specific semantics of t_1 and t_2 into $\langle \text{CreTok} \rangle$.

To achieve such meta-creativity, we construct a dataset specifically for the TP2O task, termed *CangJie*, comprising diverse text pairs (see Appendix 9 for details). Then we iteratively refine $\langle \text{CreTok} \rangle$ on *CangJie* through a continuous training process, gradually embedding generalized semantics of “creative” into $\langle \text{CreTok} \rangle$. In each training iteration, a set of n text pairs is randomly sampled, and the cumulative loss is calculated as:

$$\mathcal{L}_{\text{iter}} = \frac{\sum_{i=1}^n \tilde{\mathcal{L}}_{\text{mix}}^i}{n} \quad (4)$$

where \mathcal{L}_{mix} represents the cosine similarity loss between \mathcal{P}_r and \mathcal{P}_a , as defined in Eq. 2. After each update, new sets of n text pairs are sampled, ensuring that $\langle \text{CreTok} \rangle$ remains generalizable across a wide range of concepts.

4. Experiments

4.1. Datasets

To comprehensively evaluate creativity, we develop *CangJie*, the first dataset specifically designed for the TP2O task. *CangJie* combines concepts from categories like animals and plants, forming text pairs through diverse combinations. The dataset includes 200 text pairs for training

$\langle \text{CreTok} \rangle$, and 27 text pairs from the original BASS [22] results for unified comparison. Detailed specifications are provided in Appendix 9.

4.2. Experimental Setup

Our implementation is based on the official Stable Diffusion 3 [10], which integrates three text encoders: CLIP L/14 [39], OpenCLIP bigG/14 [6], and T5-v1.1-XXL [40]. In our experiments, only the two CLIP models are used as text encoders $E(\cdot)$ without significant performance loss, owing to the simplicity of prompts. The training of $\langle \text{CreTok} \rangle$ runs for 10K steps on a single NVIDIA 4090 GPU, using an initial learning rate of 0.01 with a cosine scheduler, a batch size of 1, and a sample size $n = 16$. The training process can be completed within approximately 30 minutes. Notably, there is **NO** additional computational overhead after the training of $\langle \text{CreTok} \rangle$.

4.3. Evaluation Metrics

To evaluate the creativity generated by CreTok and related methods, we first apply VQAScore [26] to measure alignment between the generated image and the text prompt, particularly for combinatorial generation. We also employ PickScore [19] and ImageReward [52] to evaluate alignment with aesthetic standards and human preferences. Additionally, we use GPT-4o [34] and conduct a user study to comprehensively evaluate creativity in terms of conceptual integration, originality, and aesthetic quality. Generation time per image is recorded to highlight deployment considerations, demonstrating CreTok’s zero-shot efficiency.

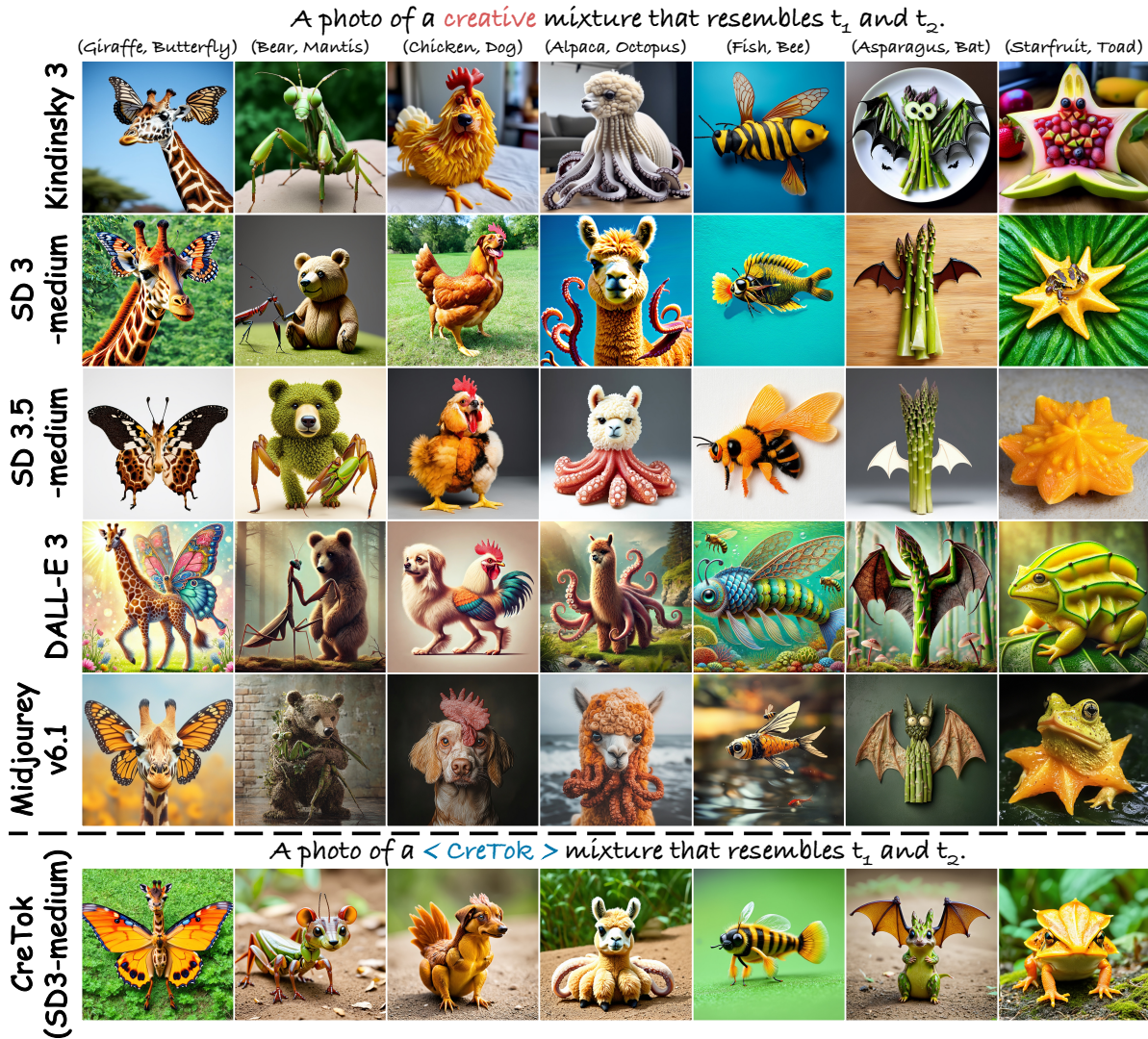


Figure 3. $\langle \text{CreTok} \rangle$ enhances diffusion models’ semantic understanding of combinatorial creativity. We compare CreTok with SOTA T2I diffusion models including Stable Diffusion 3 [41], Kandinsky 3 [42], Stable Diffusion 3.5 [35], DALL-E 3 [41] and Midjourney v6.1 [30] with identical prompts. CreTok, built on Stable Diffusion 3, replaces “creative” in prompts with the redefined $\langle \text{CreTok} \rangle$.

5. Results

5.1. Performance of Redefined $\langle \text{CreTok} \rangle$

5.1.1. Comparison with State-of-the-Art T2I Models

We evaluate CreTok against state-of-the-art (SOTA) T2I models, including Stable Diffusion 3.5 [35], DALL-E 3 [41] and Midjourney v6.1 [30] under identical prompts, as shown in Figure 3. Despite extensive training on large-scale datasets, SOTA models still struggle to capture the abstract concept of “creative” and struggle to generalize beyond their training distributions, often rendering two objects as separate entities rather than as a cohesive, integrated concept, such as (Bear, Mantis).

Models like DALL-E 3 and Midjourney demonstrate some improvements in combinatorial generation over Stable Diffusion 3, benefiting from advanced architectures and

extensive training. However, their outputs often favor an artistic style with vivid colors and intricate details, which contrasts with the realism expected in “photo” prompts, making realistic combinatorial generation a more challenging out-of-distribution (OOD) task.

In contrast, CreTok significantly enhances the model’s semantic understanding of “creative” through $\langle \text{CreTok} \rangle$, enabling a more cohesive and realistic fusion while preserving the interpretability of each component. Additional images generated by CreTok are available in Appendix 11.

5.1.2. Comparison with Creative Generation Methods

Beyond comparisons with SOTA T2I models, we evaluate CreTok against methods specifically designed for creativity and personalization to further highlight its advantages. Creative generation methods like BASS [22] achieve creative




Figure 4. Visual comparisons of combinatorial creativity. We compare CreTok with BASS [22], and other methods achieving similar combinatorial effects, including MagicMix [25], Black-Scholes [20] and Diffmorpher [56], to highlight CreTok’s superior performance. For fair comparison, most images from these methods are sourced directly from the original papers, with a white watermark added in the bottom right corner. Additionally, generation time per image is recorded to emphasize CreTok’s meta-creativity and zero-shot capability.

outputs through rule-based searches across large-scale candidate generations, while personalization methods, such as MagicMix [25], Black Scholes [20] and Diffmorpher [56], can generate combination effects via interpolation between noise, prompts and LoRA [17].

As shown in Figure 4, interpolation techniques used in personalization can produce similar visual effects, but they are heavily dependent on reference images, limiting their further adaptability. When significant visual disparities exist between images, the resulting fusion often lacks coherence. While BASS is capable of producing high-quality creative images without reference images, it demands substantial computational resources (2400 seconds vs. CreTok’s 4 seconds) for generation and filtering.

CreTok addresses limitations by introducing a universal token, $\langle \text{CreTok} \rangle$, specifically for combinatorial creativ-

ity, which directly redefines “creative” for meta-creativity rather than merely synthesizing reference images. This allows $\langle \text{CreTok} \rangle$ to seamlessly integrate with other tokens, facilitating novel concept generation without additional training.

5.2. Creativity beyond Text Pair

Beyond text-pair-based TP2O tasks, we extend our exploration to the Creative Text-to-Image (CT2I) task, as defined in ConceptLab [43], which allows for the fusion of three or more concepts or the creation of entirely new concepts without referencing existing ones.

Figure 5 compares CreTok and ConceptLab on the CT2I task, showcasing creative images generated from multiple or undefined concepts. Although $\langle \text{CreTok} \rangle$ is primarily redefined for combinatorial object generation from text pairs, it extends seamlessly to multi-concept



Figure 5. Combinatorial creativity with no concepts or two more concepts. Images with white watermarks are directly sourced from the original paper of the comparison method.

fusion, enabling novel creative outputs without reference text. For instance, CreTok can generate new concepts using prompts like “A photo of a <CreTok> mixture.” without any predefined concepts. Moreover, when combining multiple concepts (e.g., (turtle, peacock, horse, lizard)), ConceptLab struggles to preserve individual concept features, while CreTok effectively maintains the distinct characteristics of each concept.

While ConceptLab also supports multi-concept generation through token updates, each token is tailored to a specific new concept (e.g., “A photo of <concept>”), requiring repeated training for each new creative instance. Moreover, CreTok operates directly in CLIP semantic space [39], without relying on diffusion priors [41], offering a more streamlined framework for creative generation.

5.3. Universality of <CreTok> Among Styles

A key limitation of existing methods is their inability to transfer generated creativity across various styles. As previously discussed, <CreTok> serves as a universal “adjective”, functioning similarly to “blue”, allowing it to be seamlessly combined with other prompts for various styles, such as “painting” or “art”. Figure 6 presents our results across diverse image styles, highlighting CreTok’s unique adaptability—a capability that cannot be achieved by methods like MagicMix [25] and BASS [22].

Unlike ConceptLab [43], where each token is tied to a specific concept, <CreTok> does not correspond directly to any single concept, yet it consistently maintains adaptability across a wide range of prompts.

5.4. Evaluation for Creativity

5.4.1. Quantitative Comparisons

We conduct quantitative comparisons to evaluate the alignment between images and prompts using VQAScore [26], along with human preference ratings via PickScore [19] and ImageReward [52]. Table 1 presents comparisons between CreTok and SOTA open-source T2I models.

Despite being built upon SD 3, CreTok outperforms both SD 3.5 and Kandinsky 3 in terms of human preference rat-



Figure 6. Redefined <CreTok> can be combined with natural language to showcase combinatorial creativity in various styles. Additional styles are illustrated in Appendix 12.

Table 1. Quantitative Comparisons for Image-Text Alignment and Human Preference Ratings.

	SD 3	SD 3.5	Kand 3	BASS	CreTok
VQAScore↑	0.793	0.805	0.771	0.710	0.835
PickScore↑	21.716	21.766	21.637	20.799	21.775
ImageReward↑	0.896	0.881	0.634	0.481	1.065

ings and image-text alignment, even though these models use advanced architectures and extensive training data tailored to human aesthetic preferences.

5.4.2. Evaluation via GPT-4o

Since existing metrics are insufficient for assessing such abstract “creativity”, we employ GPT-4o to objectively assess image creativity through quantitative analysis across four dimensions: Integration, Alignment, Originality, and Aesthetics. Detailed prompts are available in Appendix 10.

Table 2 presents GPT-4o’s assessments of creativity for images generated by CreTok compared to other methods. The results indicate that CreTok-generated images demonstrate significant advantages across all evaluated dimensions, especially in the concept integration and originality.

Table 2. Creativity evaluated by GPT-4o.

	Integ.	Align.	Orig.	Aesth.	Compr.
SD 3 [10]	8.1±4.1	8.7±4.0	8.2±4.1	9.0±1.3	8.5±3.1
Kand 3 [42]	8.9±0.8	9.7±0.3	9.0±0.4	9.2±0.2	9.2±0.3
SD 3.5	9.1±0.7	9.9±0.2	9.1±0.6	9.4±0.4	9.4±0.3
BASS [22]	8.9±1.3	9.3±1.4	8.7±1.2	8.3±0.7	8.8±0.9
CreTok	9.5±0.4	9.9±0.1	9.3±0.4	9.6±0.3	9.6±0.3

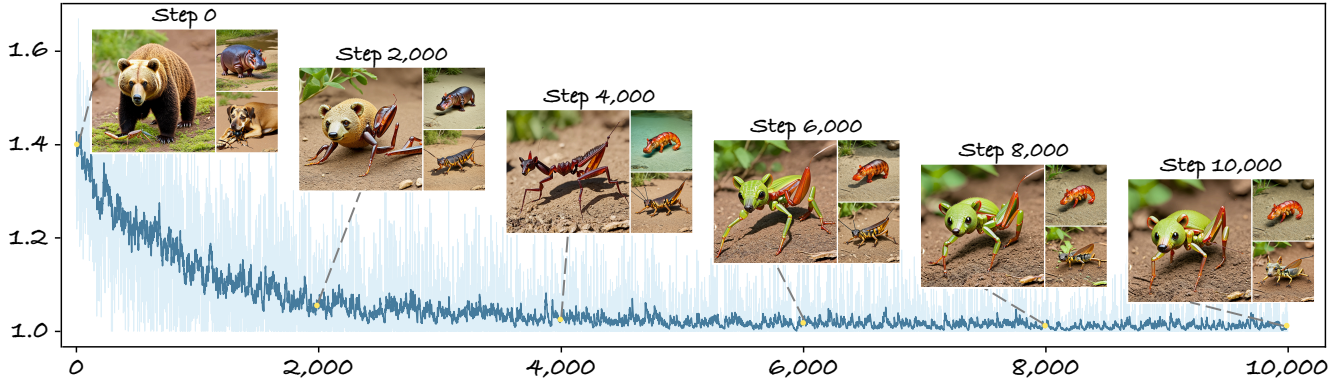


Figure 7. Convergence rate of <CreTok> during the continuous redefinition process, showing training curves and corresponding images.



Figure 8. Combinatorial creativity with different threshold θ .

Table 3. Results of the user study.

	SD 3	SD 3.5	Kand 3	BASS	CreTok
Avg. rank↓	3.4±1.5	3.1±1.1	3.3±1.4	3.1±1.3	1.9±1.1

5.4.3. User Study

To comprehensively evaluate creativity, we conduct a user study involving 50 highly educated participants. Each participant ranks the creativity of images generated by CreTok in comparison with other methods. The average ranks, summarized in Table 3, reveal that CreTok significantly outperforms the current T2I diffusion models lacking specialized design for creativity and receives a higher ranking than BASS [22], achieving an average ranking of 1.9. Further details are provided in Appendix 13.

6. Ablation and Analysis

6.1. Process of Continual Redefinition

The continual refinement of “creative” within CreTok is illustrated in Figure 7, which captures the convergence process of <CreTok> over time. Additionally, visualizations

of randomly selected text pairs, captured every 2,000 training steps, demonstrate the evolving representation.

In early stages, <CreTok> primarily absorbs semantic content from individual concepts, as observed at steps 2,000 and 4,000, where the generated creative output closely resembles one of the concepts (e.g., “Bear” and “Mantis”). However, as training progresses, <CreTok> transitions toward encapsulating a generalized creative representation, independent of specific concepts. This transition is evidenced by increasingly aligned text-image relationships and enhanced image quality, culminating in final convergence.

6.2. Effect of Loss Threshold on Creativity

When optimizing semantic similarity between text embeddings of restrictive and adaptive prompts, improper thresholds can hinder the combinatorial generation of two concepts. To evaluate this, we analyze different thresholds during the refinement of <CreTok>, as shown in Figure 8.

Low semantic similarity results in the two concepts being generated independently, rather than merging into a cohesive combination, as demonstrated by current T2I model in Figure 3. On the other hand, high similarity increases the likelihood of overfitting to one of the concepts. Therefore, we identify an optimal threshold of $\theta = 0.5$, which strikes a balance between capturing semantic representations and promoting combinatorial object generalization.

7. Conclusion

We propose CreTok, a novel approach that imparts meta-creativity to T2I diffusion models by enhancing their semantic understanding of “creative”. CreTok achieves this by redefining “creative” as a universal token, <CreTok>, enabling the model to achieve combinatorial creativity in a zero-shot, image-free manner. Moreover, <CreTok> integrates seamlessly with natural language, facilitating concept combinations across various styles without additional training. Extensive experiments demonstrate that CreTok significantly enhances model creativity, outperforming SOTA T2I models and creative generation methods.

References

- [1] Josh Achiam, Steven Adler, Sandhini Agarwal, Lama Ahmad, Ilge Akkaya, Florencia Leoni Aleman, Diogo Almeida, Janko Altenschmidt, Sam Altman, Shyamal Anadkat, et al. Gpt-4 technical report. *arXiv preprint arXiv:2303.08774*, 2023. 2
- [2] Yogesh Balaji, Seungjun Nah, Xun Huang, Arash Vahdat, Jiaming Song, Qinsheng Zhang, Karsten Kreis, Miika Aittala, Timo Aila, Samuli Laine, et al. ediff-i: Text-to-image diffusion models with an ensemble of expert denoisers. *arXiv preprint arXiv:2211.01324*, 2022. 1
- [3] Thibault Castells, Hyoung-Kyu Song, Bo-Kyeong Kim, and Shinkook Choi. Ld-pruner: Efficient pruning of latent diffusion models using task-agnostic insights. In *Proceedings of the IEEE/CVF Conference on Computer Vision and Pattern Recognition (CVPR'24)*, pages 821–830, 2024. 3
- [4] Dar-Yen Chen, Hamish Tennent, and Ching-Wen Hsu. Artadapter: Text-to-image style transfer using multi-level style encoder and explicit adaptation. In *Proceedings of the IEEE/CVF Conference on Computer Vision and Pattern Recognition (CVPR'24)*, pages 8619–8628, 2024. 3
- [5] Minshuo Chen, Kaixuan Huang, Tuo Zhao, and Mengdi Wang. Score approximation, estimation and distribution recovery of diffusion models on low-dimensional data. In *Proceedings of International Conference on Machine Learning (ICML'23)*, pages 4672–4712, 2023. 1
- [6] Mehdi Cherti, Romain Beaumont, Ross Wightman, Mitchell Wortsman, Gabriel Ilharco, Cade Gordon, Christoph Schuhmann, Ludwig Schmidt, and Jenia Jitsev. Reproducible scaling laws for contrastive language-image learning. In *Proceedings of the IEEE/CVF Conference on Computer Vision and Pattern Recognition (CVPR'23)*, pages 2818–2829, 2023. 4, 1
- [7] Daniel Cohen-Or and Hao Zhang. From inspired modeling to creative modeling. *The Visual Computer*, 32:7–14, 2016. 2
- [8] Payel Das and Lav R Varshney. Explaining artificial intelligence generation and creativity: Human interpretability for novel ideas and artifacts. *IEEE Signal Processing Magazine*, 39(4):85–95, 2022. 1
- [9] Ahmed Elgammal. Can: Creative adversarial networks, generating “art” by learning about styles and deviating from style norms. *arXiv preprint arXiv:1706.07068*, 6:2017, 2017. 2
- [10] Patrick Esser, Sumith Kulal, Andreas Blattmann, Rahim Entezari, Jonas Müller, Harry Saini, Yam Levi, Dominik Lorenz, Axel Sauer, Frederic Boesel, et al. Scaling rectified flow transformers for high-resolution image synthesis. In *Proceedings of International Conference on Machine Learning (ICML'24)*, pages 1–13, 2024. 1, 3, 4, 7
- [11] Rinon Gal, Yuval Alaluf, Yuval Atzmon, Or Patashnik, Amit Haim Bermano, Gal Chechik, and Daniel Cohen-or. An image is worth one word: Personalizing text-to-image generation using textual inversion. In *Proceedings of the International Conference on Learning Representations (ICLR'23)*, 2023. 2, 3, 4
- [12] Ian Goodfellow, Jean Pouget-Abadie, Mehdi Mirza, Bing Xu, David Warde-Farley, Sherjil Ozair, Aaron Courville, and Yoshua Bengio. Generative adversarial networks. *Communications of the ACM*, 63(11):139–144, 2020. 2
- [13] Jiayi Guo, Xingqian Xu, Yifan Pu, Zanlin Ni, Chaofei Wang, Manushree Vasu, Shiji Song, Gao Huang, and Humphrey Shi. Smooth diffusion: Crafting smooth latent spaces in diffusion models. In *Proceedings of the IEEE/CVF Conference on Computer Vision and Pattern Recognition (CVPR'24)*, pages 7548–7558, 2024. 3
- [14] Ligong Han, Yinxiao Li, Han Zhang, Peyman Milanfar, Dimitris Metaxas, and Feng Yang. Svdiff: Compact parameter space for diffusion fine-tuning. In *Proceedings of the IEEE/CVF International Conference on Computer Vision (ICCV'23)*, pages 7323–7334, 2023. 3
- [15] Yucheng Han, Rui Wang, Chi Zhang, Juntao Hu, Pei Cheng, Bin Fu, and Hanwang Zhang. Emma: Your text-to-image diffusion model can secretly accept multi-modal prompts. *arXiv preprint arXiv:2406.09162*, 2024. 2
- [16] Amin Heyrani Nobari, Muhammad Fathy Rashad, and Faez Ahmed. Creativegan: Editing generative adversarial networks for creative design synthesis. In *International Design Engineering Technical Conferences and Computers and Information in Engineering Conference*, page V03AT03A002, 2021. 2
- [17] Edward J Hu, yelong shen, Phillip Wallis, Zeyuan Allen-Zhu, Yuanzhi Li, Shean Wang, Lu Wang, and Weizhu Chen. LoRA: Low-rank adaptation of large language models. In *Proceedings of the International Conference on Learning Representations (ICLR'22)*, pages 1–16, 2022. 6
- [18] Diederik P Kingma. Auto-encoding variational bayes. *arXiv preprint arXiv:1312.6114*, 2013. 2
- [19] Yuval Kirstain, Adam Polyak, Uriel Singer, Shahbuland Matiana, Joe Penna, and Omer Levy. Pick-a-pic: An open dataset of user preferences for text-to-image generation. In *Proceedings of the Annual Conference on Neural Information Processing Systems (NeurIPS'23)*, pages 36652–36663, 2023. 2, 4, 7
- [20] Divya Kothandaraman, Ming Lin, and Dinesh Manocha. Prompt mixing in diffusion models using the black scholes algorithm. *arXiv preprint arXiv:2405.13685*, 2024. 6
- [21] Nupur Kumari, Bingliang Zhang, Richard Zhang, Eli Shechtman, and Jun-Yan Zhu. Multi-concept customization of text-to-image diffusion. In *Proceedings of the IEEE/CVF Conference on Computer Vision and Pattern Recognition (CVPR'23)*, pages 1931–1941, 2023. 3
- [22] Jun Li, Zedong Zhang, and Jian Yang. Tp2o: Creative text pair-to-object generation using balance swap-sampling. In *Proceedings of the European Conference on Computer Vision (ECCV'24)*, pages 1–19, 2024. 1, 2, 4, 5, 6, 7, 8
- [23] Puheng Li, Zhong Li, Huishuai Zhang, and Jiang Bian. On the generalization properties of diffusion models. In *Proceedings of the Annual Conference on Neural Information Processing Systems (NeurIPS'23)*, pages 2097–2127, 2023. 1
- [24] Zongrui Li, Minghui Hu, Qian Zheng, and Xudong Jiang. Connecting consistency distillation to score distillation for

- text-to-3d generation. In *Proceedings of the European Conference on Computer Vision (ECCV'24)*, pages 274–291, 2024. 2
- [25] Jun Hao Liew, Hanshu Yan, Daquan Zhou, and Jiashi Feng. Magicmix: Semantic mixing with diffusion models. *arXiv preprint arXiv:2210.16056*, 2022. 2, 3, 6, 7
- [26] Zhiqiu Lin, Deepak Pathak, Baiqi Li, Jiayao Li, Xide Xia, Graham Neubig, Pengchuan Zhang, and Deva Ramanan. Evaluating text-to-visual generation with image-to-text generation. In *Proceedings of the European Conference on Computer Vision (ECCV'24)*, pages 366–384, 2024. 4, 7
- [27] Lars Lindström. Creativity: What is it? can you assess it? can it be taught? *International Journal of Art & Design Education*, 25(1):53–66, 2006. 1
- [28] Deborah Mateja and Armin Heinzl. Towards machine learning as an enabler of computational creativity. *IEEE Transactions on Artificial Intelligence*, 2(6):460–475, 2021. 2
- [29] Marian Mazzone and Ahmed Elgammal. Art, creativity, and the potential of artificial intelligence. In *Arts*, page 26, 2019. 2
- [30] Midjourney. Midjourney.com. <https://www.midjourney.com>, 2022. Accessed: 2024-11-14. 1, 5
- [31] Chong Mou, Xintao Wang, Liangbin Xie, Yanze Wu, Jian Zhang, Zhongang Qi, and Ying Shan. T2i-adapter: Learning adapters to dig out more controllable ability for text-to-image diffusion models. In *Proceedings of the AAAI Conference on Artificial Intelligence (AAAI'24)*, pages 4296–4304, 2024. 3
- [32] Kam Woh Ng, Xiatian Zhu, Yi-Zhe Song, and Tao Xiang. Partcraft: Crafting creative objects by parts. *arXiv preprint arXiv:2407.04604*, 2024. 3
- [33] Amin Heyrani Nobari, Wei Chen, and Faez Ahmed. Range-constrained generative adversarial network: Design synthesis under constraints using conditional generative adversarial networks. *Journal of Mechanical Design*, 144(2):021708, 2022. 2
- [34] OpenAI. Gpt-4: Openai language model. <https://openai.com/research/gpt-4>, 2023. Accessed: 2024-11-14. 4
- [35] OpenAI. Stable diffusion 3.5. <https://github.com/Stability-AI/sd3.5>, 2024. Accessed: 2024-11-14. 2, 5
- [36] Maitreya Patel, Sangmin Jung, Chitta Baral, and Yezhou Yang. λ -eclipse: Multi-concept personalized text-to-image diffusion models by leveraging clip latent space. *arXiv preprint arXiv:2402.05195*, 2024. 3
- [37] William Peebles and Saining Xie. Scalable diffusion models with transformers. In *Proceedings of the IEEE/CVF International Conference on Computer Vision (ICCV'23)*, pages 4195–4205, 2023. 1
- [38] Xu Peng, Junwei Zhu, Boyuan Jiang, Ying Tai, Donghao Luo, Jiangning Zhang, Wei Lin, Taisong Jin, Chengjie Wang, and Rongrong Ji. Portraitbooth: A versatile portrait model for fast identity-preserved personalization. In *Proceedings of the IEEE/CVF Conference on Computer Vision and Pattern Recognition (CVPR'24)*, pages 27080–27090, 2024. 3
- [39] Alec Radford, Jong Wook Kim, Chris Hallacy, Aditya Ramesh, Gabriel Goh, Sandhini Agarwal, Girish Sastry, Amanda Askell, Pamela Mishkin, Jack Clark, et al. Learning transferable visual models from natural language supervision. In *Proceedings of International Conference on Machine Learning (ICML'21)*, pages 8748–8763, 2021. 3, 4, 7, 1
- [40] Colin Raffel, Noam Shazeer, Adam Roberts, Katherine Lee, Sharan Narang, Michael Matena, Yanqi Zhou, Wei Li, and Peter J Liu. Exploring the limits of transfer learning with a unified text-to-text transformer. *Journal of Machine Learning Research*, 21(140):1–67, 2020. 4, 1
- [41] Aditya Ramesh, Prafulla Dhariwal, Alex Nichol, Casey Chu, and Mark Chen. Hierarchical text-conditional image generation with clip latents. *arXiv preprint arXiv:2204.06125*, 1(2):3, 2022. 1, 5, 7
- [42] Anton Razzhigaev, Arseniy Shakhmatov, Anastasia Maltseva, Vladimir Arkhipkin, Igor Pavlov, Ilya Ryabov, Angelina Kuts, Alexander Panchenko, Andrey Kuznetsov, and Denis Dimitrov. Kandinsky: An improved text-to-image synthesis with image prior and latent diffusion. In *Proceedings of the 2023 Conference on Empirical Methods in Natural Language Processing: System Demonstrations*, pages 286–295, 2023. 5, 7
- [43] Elad Richardson, Kfir Goldberg, Yuval Alaluf, and Daniel Cohen-Or. Conceptlab: Creative concept generation using vlm-guided diffusion prior constraints. *ACM Transactions on Graphics*, 43(3):1–14, 2024. 1, 2, 3, 6, 7
- [44] Robin Rombach, Andreas Blattmann, Dominik Lorenz, Patrick Esser, and Björn Ommer. High-resolution image synthesis with latent diffusion models. In *Proceedings of the IEEE/CVF Conference on Computer Vision and Pattern Recognition (CVPR'22)*, pages 10684–10695, 2022. 3
- [45] Nataniel Ruiz, Yuanzhen Li, Varun Jampani, Yael Pritch, Michael Rubinstein, and Kfir Aberman. Dreambooth: Fine tuning text-to-image diffusion models for subject-driven generation. In *Proceedings of the IEEE/CVF Conference on Computer Vision and Pattern Recognition (CVPR'23)*, pages 22500–22510, 2023. 2, 3, 4
- [46] Nataniel Ruiz, Yuanzhen Li, Varun Jampani, Wei Wei, Tingbo Hou, Yael Pritch, Neal Wadhwa, Michael Rubinstein, and Kfir Aberman. Hyperdreambooth: Hypernetworks for fast personalization of text-to-image models. In *Proceedings of the IEEE/CVF Conference on Computer Vision and Pattern Recognition (CVPR'24)*, pages 6527–6536, 2024. 3
- [47] Robert Keith Sawyer and Danah Henriksen. *Explaining creativity: The science of human innovation*. Oxford university press, 2024. 1
- [48] Nikhil Singh, Guillermo Bernal, Daria Savchenko, and Elena L Glassman. Where to hide a stolen elephant: Leaps in creative writing with multimodal machine intelligence. *ACM Transactions on Computer-Human Interaction*, 30(5):1–57, 2023. 3
- [49] Yael Vinker, Andrey Voynov, Daniel Cohen-Or, and Ariel Shamir. Concept decomposition for visual exploration and inspiration. *ACM Transactions on Graphics*, 42(6):1–13, 2023. 2, 3
- [50] Zhendong Wang, Yifan Jiang, Huangjie Zheng, Peihao Wang, Pengcheng He, Zhangyang Wang, Weizhu Chen,

- Mingyuan Zhou, et al. Patch diffusion: Faster and more data-efficient training of diffusion models. In *Proceedings of the Annual Conference on Neural Information Processing Systems (NeurIPS'23)*, pages 72137–72154, 2023. 1
- [51] Zeren Xiong, Zedong Zhang, Zikun Chen, Shuo Chen, Xiang Li, Gan Sun, Jian Yang, and Jun Li. Novel object synthesis via adaptive text-image harmony. *arXiv preprint arXiv:2410.20823*, 2024. 2, 3
- [52] Jiazheng Xu, Xiao Liu, Yuchen Wu, Yuxuan Tong, Qinkai Li, Ming Ding, Jie Tang, and Yuxiao Dong. Imagereward: Learning and evaluating human preferences for text-to-image generation. In *Proceedings of the Annual Conference on Neural Information Processing Systems (NeurIPS'23)*, pages 15903–15935, 2023. 2, 4, 7
- [53] Kai Xu, Hao Zhang, Daniel Cohen-Or, and Baoquan Chen. Fit and diverse: Set evolution for inspiring 3d shape galleries. *ACM Transactions on Graphics*, 31(4):1–10, 2012. 2
- [54] Zhongqi Yue, Jiankun Wang, Qianru Sun, Lei Ji, Eric I Chang, Hanwang Zhang, et al. Exploring diffusion time-steps for unsupervised representation learning. *arXiv preprint arXiv:2401.11430*, 2024. 3
- [55] Zhongqi Yue, Pan Zhou, Richang Hong, Hanwang Zhang, and Qianru Sun. Few-shot learner parameterization by diffusion time-steps. In *Proceedings of the IEEE/CVF Conference on Computer Vision and Pattern Recognition (CVPR'24)*, pages 23263–23272, 2024. 3
- [56] Kaiwen Zhang, Yifan Zhou, Xudong Xu, Bo Dai, and Xingang Pan. Diffmorpher: Unleashing the capability of diffusion models for image morphing. In *Proceedings of the IEEE/CVF Conference on Computer Vision and Pattern Recognition (CVPR'24)*, pages 7912–7921, 2024. 2, 3, 6
- [57] Lvmin Zhang, Anyi Rao, and Maneesh Agrawala. Adding conditional control to text-to-image diffusion models. In *Proceedings of the IEEE/CVF International Conference on Computer Vision (ICCV'23)*, pages 3836–3847, 2023. 1
- [58] Xinxi Zhang, Song Wen, Ligong Han, Felix Juefei-Xu, Akash Srivastava, Junzhou Huang, Hao Wang, Molei Tao, and Dimitris N Metaxas. Spectrum-aware parameter efficient fine-tuning for diffusion models. *arXiv preprint arXiv:2405.21050*, 2024. 3
- [59] Ming Zhong, Yelong Shen, Shuohang Wang, Yadong Lu, Yizhu Jiao, Siru Ouyang, Donghan Yu, Jiawei Han, and Weizhu Chen. Multi-lora composition for image generation. *arXiv preprint arXiv:2402.16843*, 2024. 3
- [60] Shanshan Zhong, Zhongzhan Huang, Shanghua Gao, Wushao Wen, Liang Lin, Marinka Zitnik, and Pan Zhou. Let's think outside the box: Exploring leap-of-thought in large language models with creative humor generation. In *Proceedings of the IEEE/CVF Conference on Computer Vision and Pattern Recognition (CVPR'24)*, pages 13246–13257, 2024. 1, 3

Redefining <Creative> in Dictionary: Towards an Enhanced Semantic Understanding of Creative Generation

Supplementary Material

8. More Experimental Details

8.1. Stable Diffusion 3

The text encoder in Stable Diffusion 3 incorporates three language models: CLIP L/14 model $c_{\theta}^{\text{CLIP-L}}(\cdot)$ [39], OpenCLIP bigG/14 model $c_{\theta}^{\text{CLIP-G}}(\cdot)$ [6], and T5-v1.1-XXL model $c_{\theta}^{\text{T5}}(\cdot)$ [40]. Due to the simplicity of prompts in our work, the T5 model is omitted without performance loss. For a prompt y , the CLIP-based encoders $c_{\theta}^{\text{CLIP-L}}(\cdot)$ and $c_{\theta}^{\text{CLIP-G}}(\cdot)$ generate corresponding text embeddings, $c_{\theta}^{\text{CLIP-L}}(y)$ and $c_{\theta}^{\text{CLIP-G}}(y)$.

These embeddings are concatenated post-pooling to form a vector conditioning $c_{\text{vec}} \in \mathbb{R}^{2048}$. Additionally, penultimate hidden layer representations from each model are concatenated along the channel dimension, producing a CLIP context conditioning $c_{\text{ctx}} \in \mathbb{R}^{77 \times 2048}$. Our method then exclusively applies operations to c_{vec} .

9. More Details on Proposed *CangJie* Dataset

We introduce *CangJie*, the first dataset specifically designed for the combinatorial creativity proposed in the TP2O task. Named after 仓颉, the creator of Chinese characters, *CangJie* symbolizes the dataset’s focus on generating novel concepts. *CangJie* comprises 200 text pairs, combining common animals (e.g., dogs, cats, pigs) and plants (e.g., bananas, pineapples, lettuce). Detailed composition of the dataset are presented in Table 4.

10. Prompts Used for GPT-4o Evaluation

We conduct an objective evaluation of the creativity of images generated by CreTok and other methods using GPT-4o, assessing four key dimensions: Conceptual Integration, Alignment with Prompt, Originality, and Aesthetic Quality. The detailed prompts provided to GPT-4o are as follows:

The subject of this evaluation is an image that represents a mixture of a banana and a gorilla. The objective is to assess the creativity of an entity that synthesizes two distinct concepts as delineated in the provided prompt. Accordingly, please evaluate the creativity of images generated by various methodologies for the identical prompt, utilizing the following criteria on a scale from 1 to 10:

1. *Conceptual Integration (1-10): This criterion gauges the degree to which the image manifests a coherent and integrated concept, as opposed to merely placing two independent elements side by side. A high score signifies that the elements are intricately merged, creating a new, unified*

entity.

2. *Alignment with Prompt (1-10): This evaluates the extent to which the image conforms to and encapsulates the specific combination of concepts described in the prompt. The image should refrain from including irrelevant elements that detract from the primary concepts. A high score is allocated when the image closely adheres to the specifications of the prompt.*

3. *Originality (1-10): This assesses the innovativeness of the concept portrayed in the image. The depicted concept should not mimic existing animals, plants, or widely recognized mythical creatures unless specifically mentioned in the prompt. Images that present a distinctive and inventive amalgamation receive a high score.*

4. *Aesthetic Quality (1-10): This criterion scrutinizes the visual appeal of the image, focusing on color harmony, the balance and arrangement of elements, and the overall visual impact. A high score is awarded when the image is not only conceptually robust but also visually engaging.*

In conclusion, based on the aforementioned criteria, provide a comprehensive creative assessment (1-10) and articulate specific justifications for your rating.

11. Additional Creative Visual Results

We present additional creative images generated by CreTok in Table 9, further demonstrating the universality of <CreTok> in imparting meta-creativity to diffusion models. For each text pair (t_1, t_2) , the corresponding combinatorial creativity is produced using the prompts: “A photo of a <CreTok> mixture that resembles t_1 and t_2 ”.

12. Additional Styles of Creativity

In addition to the creative image styles presented in Figure 6, Figure 10 showcases additional results, further illustrating the universality of <CreTok>. These results further highlight its seamless integration with natural language, enabling diverse and flexible concept combinations across various styles.

13. More Details on User Study

This section provides a detailed overview of our User Study. The interface used for the study is illustrated in Figure 14. We utilize 27 text pairs sourced from the original BASS paper to ensure a fair comparison. Creative images generated by CreTok and other methods are displayed in Figure 11, 12, and 13. This user study involves 50 participants who

Table 4. Deatils of *CangJie*.

(Alpaca, Lion)	(Alpaca, Zebra)	(Ant, Cat)	(Ant, Deer)	(Ant, Gibbon)
(Ant, Horse)	(Ant, Rhinoceros)	(Antelope, Gibbon)	(Antelope, Gorilla)	(Antelope, Rhinoceros)
(Antelope, Walrus)	(Antelope, Zebra)	(Apricot, Bear)	(Asparagus, Owl)	(Banana, Giraffe)
(Banana, Seal)	(Bat, Dog)	(Bat, Donkey)	(Bat, Grape)	(Bat, Lobster)
(Bat, Mantis)	(Bat, Octopus)	(Bat, Rhinoceros)	(Bat, Zebra)	(Bear, Elephant)
(Bear, Gorilla)	(Bear, Persimmon)	(Bear, Zebra)	(Bee, Carrot)	(Bee, Fish)
(Bee, Frog)	(Bee, Lizard)	(Bee, Penguin)	(Bee, Pig)	(Bee, Tiger)
(Beetroot, Crab)	(Beetroot, Eagle)	(Beetroot, Octopus)	(Blackberry, Spider)	(Blueberry, Seal)
(Butterfly, Chicken)	(Butterfly, Elephant)	(Butterfly, Fox)	(Butterfly, Giraffe)	(Butterfly, Parrot)
(Butterfly, Squid)	(Butterfly, Zucchini)	(Carrot, Lizard)	(Cat, Elephant)	(Cat, Squirrel)
(Cat, Toad)	(Cat, Zebra)	(Cauliflower, Sheep)	(Cherry, Owl)	(Chicken, Leopard)
(Chicken, Octopus)	(Chicken, Pineapple)	(Chicken, Tiger)	(Coconut, Owl)	(Cow, Giraffe)
(Cow, Hippopotamus)	(Cow, Lion)	(Cow, Lobster)	(Cow, Zebra)	(Crab, Pear)
(Crab, Potato)	(Crab, Raccoon)	(Crab, Sheep)	(Cricket, Cucumber)	(Cricket, Fish)
(Cricket, Leopard)	(Cricket, Lizard)	(Cricket, Octopus)	(Cricket, Shark)	(Cricket, Squid)
(Crocodile, Rhinoceros)	(Crocodile, Turtle)	(Crocodile, Zebra)	(Deer, Dog)	(Deer, Fox)
(Deer, Gibbon)	(Deer, Hippopotamus)	(Deer, Monkey)	(Deer, Whale)	(Deer, Wolf)
(Deer, Zucchini)	(Dog, Gibbon)	(Dog, Lion)	(Dolphin, Elephant)	(Dolphin, Leopard)
(Donkey, Gorilla)	(Donkey, Leopard)	(Donkey, Turtle)	(Donkey, Zebra)	(Duck, Fox)
(Duck, Leopard)	(Duck, Monkey)	(Duck, Parrot)	(Duck, Potato)	(Duck, Wolf)
(Eagle, Grapefruit)	(Eagle, Lizard)	(Eagle, Owl)	(Eagle, Parrot)	(Eagle, Tiger)
(Earthworm, Snake)	(Elephant, Penguin)	(Elephant, Raccoon)	(Falcon, Fox)	(Falcon, Peacock)
(Fish, Kiwi)	(Fish, Parrot)	(Fish, Seal)	(Fish, Shrimp)	(Fish, Tiger)
(Fish, Wolf)	(Flamingo, Giraffe)	(Fox, Giraffe)	(Fox, Leopard)	(Frog, Hippopotamus)
(Frog, Leopard)	(Frog, Tiger)	(Frog, Turtle)	(Frog, Whale)	(Frog, Wolf)
(Garlic, Shark)	(Gibbon, Hippopotamus)	(Gibbon, Owl)	(Gibbon, Tiger)	(Giraffe, Peacock)
(Giraffe, Squirrel)	(Gorilla, Lion)	(Gorilla, Lizard)	(Gorilla, Lobster)	(Hippopotamus, Horse)
(Horse, Leopard)	(Horse, Shrimp)	(Kale, Octopus)	(Kale, Penguin)	(Kiwi, Owl)
(Kiwi, Shark)	(Lemon, Octopus)	(Leopard, Lion)	(Leopard, Pig)	(Leopard, Rhinoceros)
(Leopard, Squirrel)	(Leopard, Turtle)	(Leopard, Whale)	(Leopard, Wolf)	(Lettuce, Sheep)
(Lettuce, Snail)	(Lion, Pineapple)	(Lion, Pumpkin)	(Lizard, Peacock)	(Lizard, Rhinoceros)
(Lizard, Shark)	(Lizard, Turtle)	(Locust, Monkey)	(Locust, Peacock)	(Locust, Raccoon)
(Mantis, Shark)	(Monkey, Owl)	(Monkey, Zebra)	(Moth, Octopus)	(Moth, Penguin)
(Moth, Shrimp)	(Moth, Starfruit)	(Octopus, Peach)	(Octopus, Pineapple)	(Octopus, Potato)
(Octopus, Raccoon)	(Octopus, Rambutan)	(Octopus, Squirrel)	(Octopus, Starfruit)	(Octopus, Watermelon)
(Octopus, Zucchini)	(Ostrich, Owl)	(Owl, Parrot)	(Owl, Raccoon)	(Owl, Strawberry)
(Peach, Penguin)	(Penguin, Pineapple)	(Penguin, Raccoon)	(Pig, Raccoon)	(Pig, Sheep)
(Pig, Squirrel)	(Raccoon, Sheep)	(Raccoon, Spider)	(Raccoon, Walrus)	(Seal, Spider)
(Shark, Wolf)	(Shrimp, Toad)	(Snail, Tiger)	(Snail, Watermelon)	(Snail, Wolf)
(Snail, Zebra)	(Spinach, Wolf)	(Starfruit, Toad)	(Strawberry, Wolf)	(Toad, Turtle)

evaluate and rank the creative outputs for each text pair (1-5). Their responses are summarized in Table 5.



Figure 9. Additional results of combinatorial creativity created by CreTok.

(Asparagus, Bat) (Bat, Lobster) (Bear, Falcon) (Bear, Mantis) (Crab, Raccoon) (Donkey, Turtle) (Fish, Bee) (Pineapple, Parrot)



A vibrant, surrealist photo of a <CreTok> mixture that resembles both a t_1 and a t_2 , set against a whimsical, dreamlike forest background ... a touch of fantasy art style.



A cubist-style painting of a <CreTok> mixture that resembles both a t_1 and a t_2 , set in a fragmented, geometric cityscape with bold colors and abstract forms.



A Renaissance-style painting of a <CreTok> mixture that resembles both a t_1 and a t_2 , set in a lush, idyllic garden with classical architecture and rich, vibrant colors.



A pop art painting of a <CreTok> mixture that resembles both a t_1 and a t_2 , set against a bold, colorful backdrop with comic book elements and striking contrasts.



A stained glass artwork of a <CreTok> mixture that resembles both a t_1 and a t_2 , set in a majestic, gothic cathedral with intricate patterns and vibrant, translucent colors.



A mosaic artwork of a <CreTok> mixture that resembles both a t_1 and a t_2 , set in an ancient Roman courtyard with detailed, colorful tiles and classical columns.



A glitch art image of a <CreTok> mixture that resembles both a t_1 and a t_2 , set in a distorted, digital landscape with fragmented visuals and vibrant, pixelated colors.



A futuristic, sci-fi photo of a <CreTok> mixture that resembles both a t_1 and a t_2 , set in a neon-lit, cyberpunk cityscape with towering skyscrapers and glowing holograms.




Figure 10. More styles of combinatorial creativity generated by CreTok.




Figure 11. Images generated by CreTok and other methods used in the User Study.



Figure 12. Images generated by CreTok and other methods used in the User Study (continued).

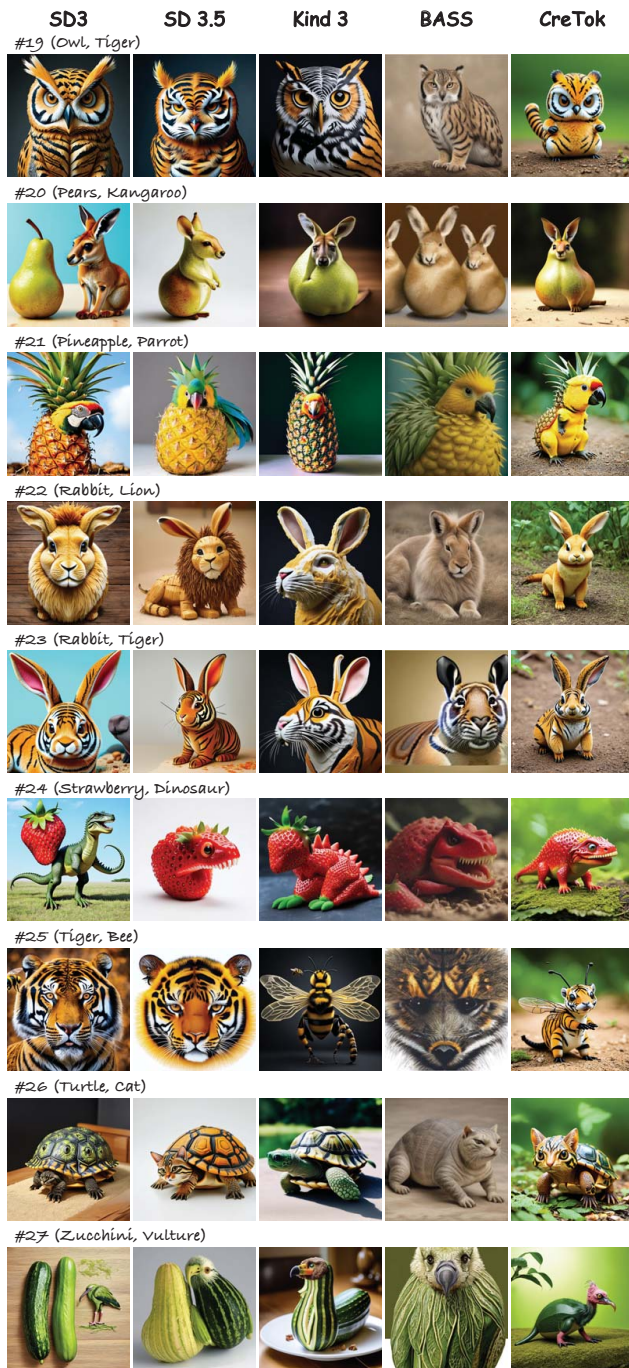


Figure 13. Images generated by CreTok and other methods used in the User Study (continued).

For each question, rank the images based on your unique understanding of "creativity", placing the image you find most creative in the "1" position.

*25. (Tiger, Bee)




Figure 14. Interface of the User Study.

Table 5. Average ranking of each text pair evaluated in the User Study.

ID	SD 3	SD 3.5	Kind 3	BASS	CreTok
#1	1.86*	3.52	3.90	3.90	1.82
#2	2.50*	4.20	2.64	3.82	1.84
#3	2.74*	3.76	3.40	2.98	2.12
#4	4.04	1.98	2.70*	3.52	2.76
#5	3.74	3.02	2.68*	2.08	3.48
#6	2.26	3.02	3.00	3.76	2.96*
#7	2.22	2.48*	3.78	2.86	3.66
#8	3.04	2.96	2.26	4.38	2.36*
#9	4.58	2.88	1.70	3.44	2.40*
#10	2.62*	3.50	2.86	3.70	2.32
#11	2.98*	3.00	3.30	2.98	2.74
#12	3.66	2.88	2.14	3.64	2.68*
#13	2.54	2.90	3.82	2.92	2.82*
#14	2.84	3.60	2.54	3.44	2.58*
#15	4.28	3.90	3.08	1.56	2.18*
#16	3.16	1.88	3.70	3.14	3.12*
#17	3.00	3.00	3.58	2.64	2.78*
#18	3.78	3.32	3.50	2.14	2.26*
#19	2.92	2.56*	3.98	3.44	2.10
#20	4.20	2.12*	3.32	3.38	1.98
#21	3.40	3.22	4.14	2.20*	2.04
#22	2.54*	2.30	3.66	2.74	3.76
#23	2.56*	2.76	3.40	3.74	2.54
#24	4.64	3.04	2.52*	2.62	2.18
#25	4.18	3.62	2.96	2.94*	1.30
#26	3.78	1.96*	4.28	3.28	1.70
#27	4.36	3.04	2.68*	2.20	2.72