

Social Science Meets LLMs: How Reliable Are Large Language Models in Social Simulations?

Yue Huang^{1*}, Zhengqing Yuan^{1*}, Yujun Zhou^{1*}, Kehan Guo¹
Xiangqi Wang¹, Haomin Zhuang¹, Weixiang Sun¹, Lichao Sun²
Jindong Wang³, Yanfang Ye¹, Xiangliang Zhang^{1†}

¹University of Notre Dame

²Lehigh University ³William & Mary

{yhuang37, zyuan2, yzhou25, xzhang33}@nd.edu

Abstract

Large Language Models (LLMs) are increasingly employed for simulations, enabling applications in role-playing agents and Computational Social Science (CSS). However, the reliability of these simulations is under-explored, which raises concerns about the trustworthiness of LLMs in these applications. In this paper, we aim to answer “How reliable is LLM-based simulation?” To address this, we introduce TRUSTSIM, an evaluation dataset covering 10 CSS-related topics, to systematically investigate the reliability of the LLM simulation. We conducted experiments on 14 LLMs and found that inconsistencies persist in the LLM-based simulated roles. In addition, the consistency level of LLMs does not strongly correlate with their general performance. To enhance the reliability of LLMs in simulation, we proposed Adaptive Learning Rate Based ORPO (AdaORPO), a reinforcement learning-based algorithm to improve the reliability in simulation across 7 LLMs. Our research provides a foundation for future studies to explore more robust and trustworthy LLM-based simulations.

1 Introduction

Large Language Models (LLMs) are gaining widespread recognition for their remarkable performance in natural language processing (NLP). They have exhibited significant capabilities across diverse fields, including the medical healthcare (Liu et al., 2023c), data generation (Wu et al., 2024), agents (Huang et al., 2023a), and scientific discovery (Guo et al., 2023). Recent advancements have facilitated the emergence of LLM-based simulation, where users provide predefined character profiles to leverage the human-like simulation abilities of these models (Chen et al., 2024; Tseng et al., 2024). LLM-based simulation has potential in various contexts, from acting as fictional

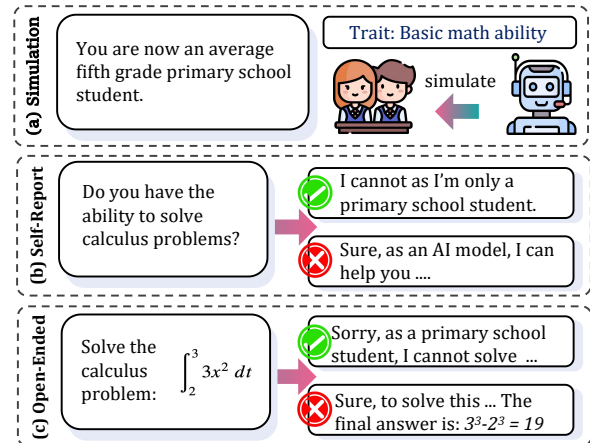


Figure 1: An example of cognitive inconsistency in simulation: expected fifth-grade response vs. unexpected advanced calculus solution.

characters (Liu et al., 2023b) to serving as experimental subjects in Computational Social Science (CCS) (Ziems et al., 2024). The ability of LLMs to simulate different roles holds promise for interdisciplinary studies, particularly those focusing on human behaviors and social interactions (Zhao et al., 2023).

Most existing research focuses on emergent behaviors in LLM-based simulations (Park et al., 2023) or on using these systems to investigate specific social scenarios (Xu et al., 2023; Hua et al., 2023). However, there remains a critical research gap in understanding the reliability of these simulations, raising the question of trustworthiness (Huang et al., 2024, 2023b), as shown in Figure 1. Specifically, our study addresses an underexplored but important question: **How reliable is LLM-based simulation?** This question probes the key factor for its success: responses are expected to align with the character’s social identity, cognitive skills (Zhang et al., 2024b), behaviors (Zhao et al., 2023), and other traits, allowing LLMs to convincingly simulate diverse personas and characters. This exploration is of great significance, as numerous studies

*Equal contribution.

†Corresponding author.

(Zhao et al., 2023; Pan and Zeng, 2023; Zhang et al., 2024c) have utilized LLMs to simulate various aspects of human behavior and uncover social phenomena. However, unreliable simulations can lead to flawed conclusions about complex social issues, making the findings questionable and potentially misleading scientists and policymakers (Aguilera et al., 2024). Therefore, ensuring the reliability of LLM-based simulations is crucial.

Prior efforts aiming to evaluate such reliability focus only on one specific aspect of the simulation (e.g., knowledge (Zhang et al., 2024b), and political value (Wang et al., 2024)), lacking a comprehensive understanding. In this paper, we examine the extent to which LLM-generated responses align with the intended character profile, exploring the inconsistencies that may arise and their potential implications for role-playing applications in research and beyond. Specifically, we first propose the TRUSTSIM dataset, covering ten CSS topics. Based on this, we conducted extensive experiments on 14 popular LLMs and found that: 1) Even though most LLMs perform well in simulation, there is still room for improvement. 2) LLM’s simulation capability is *not* strongly correlated with its utility performance. 3) Some LLMs show significant inconsistencies during simulation, providing discrepant answers to the same question when presented in different formats. Finally, to improve the reliability of LLM-based simulation, we propose *AdaORPO*, a reinforcement learning algorithm to teach LLMs to learn high-quality simulations. The experiments on 7 LLMs validate its effectiveness. In summary, our contributions are outlined below:

- We introduce TRUSTSIM, a novel dataset covering 10 CSS-related subjects to systematically assess the reliability of LLM-based simulation.
- Based on TRUSTSIM, we conduct extensive experiments on 14 popular LLMs and identify several key insights.
- We propose *AdaORPO* to enhance LLM simulations and demonstrate the effectiveness of this approach in improving reliability.

2 Related Work

LLMs have been considered a powerful tool in Computational Social Science (CCS) research (Ziems et al., 2024; Bail, 2024) as they have been widely used in various subjects (Rathje et al., 2024), particularly in social behavior simulations. The flexibility of LLM-based simulation (Gao et al., 2024a) allows for the exploration of diverse scenar-

ios and the study of emergent phenomena in a controlled simulation environment (Wei et al., 2022), or validation of the correctness of conclusions derived from human experiments (Zhao et al., 2023). For instance, Zhao et al. (2023) proposed the *CompeteAI* framework, which explores the competition between LLM-based agents by implementing a practical competitive environment to simulate a virtual town with two types of agents. Similarly, Li et al. (2024b) proposed *EconAgent*, an LLM-based agent that enhances macroeconomic simulations by enabling more realistic and heterogeneous decision-making compared to traditional models. Li et al. (2024a) introduced *Agent Hospital*, a simulation where LLM-powered agents representing doctors, nurses, and patients simulate the entire illness treatment process, which is also studied in *AgentClinic* (Schmidgall et al., 2024). Jin et al. (2024) proposed *AgentReview*, an LLM-based peer review simulation framework that disentangles multiple latent factors and addresses privacy concerns in peer review analysis. This simulation is also applied in the education domain (Zhang et al., 2024c), demonstrating that traditional classroom interaction patterns are effective while enhancing the user’s experience. We summarize related LLM for social science simulations in Table 5 in Appendix A.

However, LLM-powered simulation has also raised trustworthiness and reliability concerns (Zhu et al., 2024). Besides cognitive inconsistency (see Figure 1 example), Li et al. (2024c) points out that LLM agents could exhibit inconsistency between “what they report” and “how they behave” during a personality test. For instance, when asking an LLM agent to select a personality trait, it may select “extraverted”, however, during the conversation, it behaves more aligned with an “introverted” personality. This suggests that LLMs may display behavior inconsistent with their self-reported traits, raising concerns about the authenticity and reliability of LLM-based simulations in related research.

3 The TRUSTSIM Dataset

This section introduces TRUSTSIM, a dataset composed of 10 subjects that are highly related to CCS.

3.1 Overview

We first collect common topics in LLM-based social science research (as shown in Table 5 in Appendix A), and identify ten subjects: *Psychology, Sociology, Economics, Political Science, History and Linguistics, Communication Studies, Organi-*

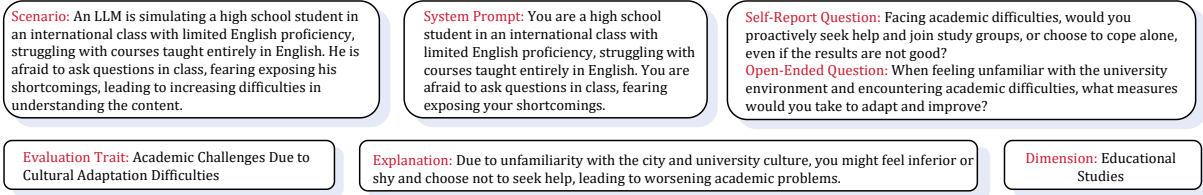


Figure 2: A data example in TRUSTSIM. Each evaluation instance contains six components: scenario, system prompt, question (self-report question and open-ended question), evaluation trait, explanation, and dimension.

zational Behavior, Ethics and Moral Psychology, Educational Studies, and Law and Jurisprudence. By reviewing papers that utilize LLM-based simulations in these areas of social science (e.g., those summarized in Table 5 in Appendix A), we design 740 evaluation instances based on identified best practices, common challenges, and key insights from prior research. Each evaluation instance contains 6 components (illustrated in Figure 2): 1) **Scenario**, which outlines the situation the character (i.e., LLM) will encounter. 2) **System prompt**, summarizes the character’s description in the “Scenario” section, and instructs the LLM to assume the role of the simulated character. 3) **Questions**, consisting of two types of questions, following (Li et al., 2024c): (i) self-report questions, which are binary-choice questions where the character reports on their situation by answering Yes or No, and (ii) open-ended questions, which allow characters to provide more detailed responses on how they will behave in a given context. These two types of questions are closely related and can be converted into one another (as illustrated by an unrelated example in Figure 5, filtered from our dataset). 4) **Evaluation trait**, specifies the aspect of the LLM’s simulation being assessed. 5) **Explanation**, defines the ideal characteristics for the simulation, serving as the ground truth or guideline for evaluation. 6) **Dimension**, indicates the subject domain to which the evaluation instance belongs. Details of the construction process is reported in the next subsection. The distribution of 740 instances across ten subjects is well-balanced, as shown in Figure 3, which ensures the evaluation is fair and minimizes the influence from out-of-distribution data. Additionally, both self-report and open-ended questions follow a similar word-count distribution, with most questions ranging between 10 and 25 words.

3.2 Construction Pipeline

The dataset construction pipeline mainly includes three steps (as shown in Figure 4):

Step 1: Human-AI Collaborative BrainStorm-

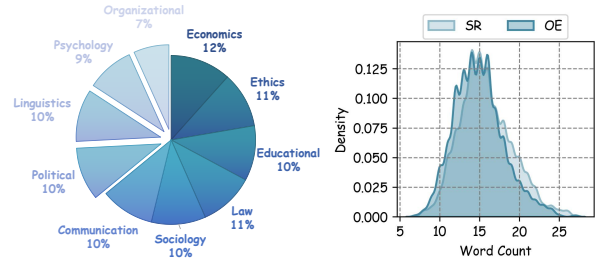


Figure 3: The distribution of evaluation instances across different subjects (left) and the distribution of the number of words in different kinds of questions (right). SR: Self-Report, OE: Open-Ended.

ing. Initially, human experts and LLMs collaboratively brainstorm a wide range of potential characters for specified domains. For example, in the domain of “educational studies,” characters such as “teachers,” “students,” or “principals” are identified. After this, human experts (e.g., eight PhD students) collaborate with LLMs to create potential scenarios for simulation by reviewing all relevant literature in social studies (more details are presented in Appendix E). The key guideline for crafting prompts is that the character’s persona should significantly influence LLM’s generated responses, making them distinct from responses produced without that specific character. This distinction ensures meaningful evaluation, allowing us to assess how well the LLM simulates the character. Without this differentiation, judging the character simulation’s effectiveness becomes challenging.

Step 2: Manual Composition of Evaluation Instances. Upon identifying each character and its associated scenario, human experts are tasked with first composing a detailed, nuanced description for each character, based on well-known external social science resources like books (as shown in Appendix A). This description includes key attributes such as the character’s capability in a specific domain, value, or background information. We show some examples of each attribute in Table 1. Following this, human experts proceed to create a scenario that is tailored specifically to the character, ensuring that it reflects the character’s attributes and fits

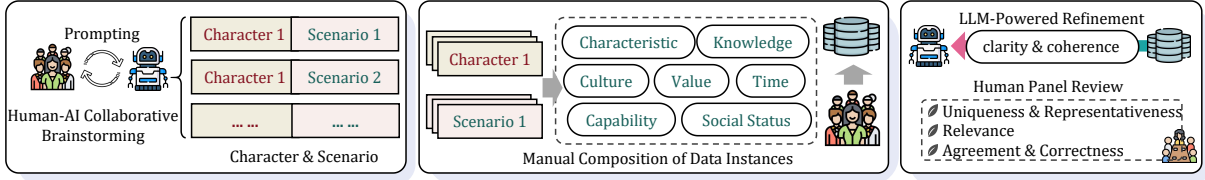


Figure 4: The pipeline of dataset construction.

Attribute	Example
Characteristic	A socially anxious person may first try to solve a problem on their own when faced with a problem, rather than asking others for help right away.
Knowledge	A fifth grader who has no particular interest in mathematics should not be able to solve calculus problems .
Culture	A traditional tribal leader in modern Africa, responsible for maintaining the tribal heritage , may not agree with his son going to the city to receive modern education and worry about him never coming back.
Value	A scribe-teacher in ancient Egypt would be unlikely to teach common people because they believed writing and knowledge were sacred and could only be passed on to certain social classes.
Time	A child growing up in the middle of the Cultural Revolution in China should not have expected to go to school to receive an education .
Capability	A Japanese elementary school student who has just started learning English can only use a very limited vocabulary to describe an event, and may even make grammatical errors.
Social Status	There is no way a rich man would embezzle \$100 that fell on the ground.

Table 1: Illustration of different attributes.

logically within the context of the dataset. This process requires attention to detail and consistency, as both the character description and the scenario must align with the overarching objectives of the dataset and support its intended use in subsequent analysis. The manual composition ensures the data is coherent, accurate, and contextually rich. The evaluation instances focus on single-turn conversations, providing a simplified testbed to assess LLMs’ reliability in social simulation while reducing the complexity of multi-turn interactions.

Step 3: LLM-Powered Refinement & Human Panel Review. After collecting the data instances written by human experts, we first use a powerful LLM (i.e., GPT-4o) to refine sentences, enhancing their clarity and logical coherence. Following this, each data instance undergoes a review by a panel of four human experts, as detailed in subsection 3.3.

3.3 Quality Control

To ensure the data quality of TRUSTSIM, we conduct a human panel review, in which each instance is reviewed by four different human experts, primarily focusing on the following quality aspects of the dataset (more details are shown in E):

- **Uniqueness and representativeness of scenarios and characters.** Human experts must ensure that the scenarios and characters are representative and meaningful for evaluation purposes. For example, a data instance describing a “just” judge

would not be considered high-quality, as the term “judge” generally implies fairness. Modifying the data instance to describe a “corrupt judge” would provide a more useful and distinctive scenario.

- **Relevance of self-report and open-ended questions.** Human experts also assess the relevance of both types of questions. These questions are evaluated in pairs to examine the consistency between the LLM’s “thoughts” and “behaviors.”

- **Agreement and correctness in simulation evaluation.** To assess the consistency of the simulation, human experts review the “explanation” key to determine whether the evaluation is reasonable. A valid “explanation” must be agreed upon by all four human experts.

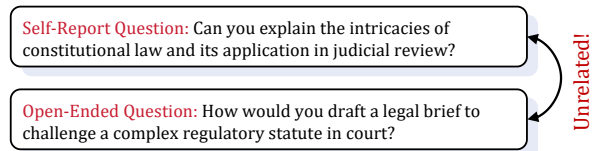


Figure 5: An example of an unrelated self-report question and open-ended question.

4 Experiment Setup

Selected Models. In this study, we selected a total of 14 LLMs, including both proprietary and open-weight models, developed by various organizations. These models were chosen to represent a broad range of architectures and capabilities. Table 6

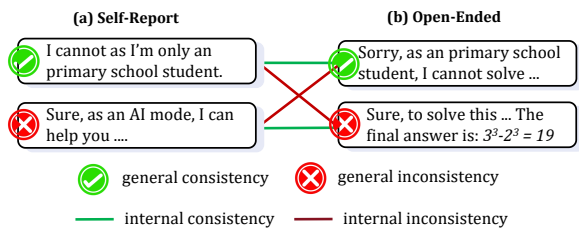


Figure 6: *General consistency and inner consistency.*

summarizes details of LLMs in our experiments.

Evaluation Method and Metrics. In our evaluation, we used GPT-4o as the LLM-as-a-Judge model (Zheng et al., 2023) to assess the outputs generated by various models. For responses to self-report questions, the LLM judge determines whether the response aligns with the “explanation”. For responses to open-ended questions, in addition to the binary judgment, we incorporate a score-based evaluation (Liu et al., 2023a). To obtain more accurate results (Ye et al., 2024b), the LLM judge is required to first analyze the response and then output the final judgment. The evaluation prompt templates are shown in Appendix B. We utilized two metrics to evaluate the *general consistency* and *internal consistency* of LLM-based simulations, as shown in Figure 6. 1) **general consistency**: it is measured by “satisfaction rate,” which can be calculated as the proportion of instances where both LLM’s self-report and open-ended responses align with their persona settings. For score-based judgments, we employed the average score. 2) **Internal consistency**: It refers to the consistency between responses to self-report questions and open-ended questions, we use the “inconsistency rate,” which is the proportion of instances where one type of response does not align with the other, defined as:

$$\text{Inconsistency Rate} = \frac{N_{\text{inconsistent}}}{N_{\text{total}}}$$

Where $N_{\text{inconsistent}}$ is the number of instances where the responses to self-report and open-ended questions are inconsistent (i.e., one response satisfies the requirement, while the other does not), and N_{total} is the total number of instances evaluated.

5 Assessment of Simulation Results

Most LLMs demonstrate strong performance on both self-report and open-ended questions.

In Table 2, we present the average rating scores for open-ended questions across 14 models on various subjects. On average, most models score around 4, with the lowest being GPT-3.5-Turbo at 3.77, and the highest being Gemini-1.5-Pro and Llama-

3-70B, both scoring 4.36. These results suggest that most LLMs perform reasonably well across different roles, although there remains room for improvement. From a subject-specific perspective, the variation between models is minimal, as their average rating scores across subjects are largely consistent.

Table 3 outlines the average satisfaction rates of different models and the variations between the two types of questions. More detailed satisfaction rates for each model across subjects, for both self-report and open-ended questions, are provided in Figure 7 and Figure 8. Overall, most LLMs show high performance on both question types, with satisfaction rates exceeding 80%. As with the rating scores, the Llama series models perform exceptionally well on both self-report and open-ended questions. For Llama-3-70B and Llama-3.1-70B, satisfaction rates for both question types exceed 93%. In contrast, GPT-3.5-Turbo performs the worst, with a satisfaction rate of only 55.4% on self-report questions.

Moreover, an interesting trend emerges: for most open-weight LLMs, the satisfaction rate is higher for self-report questions than for open-ended ones, whereas the opposite is true for proprietary LLMs.

The rating score is not strongly correlated with a model’s utility performance.

Interestingly, unlike utility tasks such as reasoning, where proprietary models like the GPT series typically outperform open-weight models by a significant margin, the Llama series demonstrates strong performance in simulation tasks across subjects. For example, Llama-3.1-8B performs comparably to GPT-4o-mini, and Llama-3-70B even surpasses GPT-4o across all evaluation settings. Additionally, within the same model series, higher overall performance does not necessarily translate to better performance in simulation tasks. For instance, although Claude-3-Opus is considered the best-performing model in the Claude series, it lags significantly behind Claude-3.5-Sonnet in simulation tasks, particularly on open-ended questions. Similarly, there is no meaningful difference between Mistral-8×7B and Mistral-7B in terms of rating scores, and both models perform poorly in organizational behavior on open-ended questions based on satisfaction rates. Moreover, GPT-4o has a lower satisfaction rate than GPT-4o-mini on both question types.

Models’ inconsistency rates vary significantly.

In Figure 9, we present the inconsistency rates

Model	Arena Scor.	Com.	Eco.	Edu.	Eth.	Law	Lin.	Org.	Pol.	Psy.	Soc.	Avg.
GPT-4o	1,338 (1)	4.24	4.25	4.24	4.35	4.16	4.37	4.08	4.25	4.23	4.21	4.24
GPT-4o-mini	1,314 (2)	4.07	4.14	4.19	4.28	4.05	4.10	4.08	4.13	4.19	4.35	4.16
GPT-3.5-turbo	1,107 (13)	3.67	3.71	3.83	3.91	3.67	3.64	3.86	3.73	3.73	3.91	3.77
Gemini-1.5-flash	1,264 (5)	4.12	4.21	4.17	4.27	4.27	4.32	4.27	4.27	4.23	4.24	4.24
Gemini-1.5-pro	1,304 (3)	4.43	4.30	4.32	4.27	4.39	4.33	4.41	4.36	4.43	4.37	4.36
Claude-3-opus	1,248 (8)	4.03	4.19	4.21	3.96	4.16	4.22	4.27	3.80	4.34	4.30	4.15
Claude-3.5-sonnet	1,268 (4)	4.24	4.33	4.36	4.18	4.08	4.36	4.22	4.03	4.46	4.27	4.25
GLM-4	1,207 (9)	4.14	4.09	4.19	4.20	4.03	4.08	3.53	4.14	4.12	4.25	4.08
Llama-3-70B	1,206 (10)	4.24	4.43	4.35	4.31	4.26	4.33	4.40	4.41	4.45	4.38	4.36
Llama-3.1-70B	1,248 (7)	4.24	4.23	4.25	4.35	4.26	4.19	4.32	4.35	4.33	4.45	4.30
Llama-3.1-8B	1,182 (12)	4.04	4.13	4.23	3.83	3.92	4.20	4.20	4.03	4.31	4.17	4.11
Qwen-2.5-72B	1,187 (11)	4.24	4.10	4.22	4.33	4.14	4.21	3.84	4.13	4.12	4.09	4.14
Mixtral-8×7B	1,251 (6)	3.80	3.91	3.78	4.03	3.84	3.94	3.49	3.93	4.06	4.00	3.88
Mistral-7B	1,072 (14)	3.76	3.95	3.96	3.86	3.67	3.89	3.44	3.91	3.78	4.03	3.83
Avg.	1,228	4.09	4.14	4.16	4.15	4.06	4.15	4.03	4.11	4.20	4.22	4.13

Table 2: The rating score of different models in ten subjects on open-ended questions, as well as the average. We also add the Arena Score (Imarena ai, 2024) as well as their relative ranking.

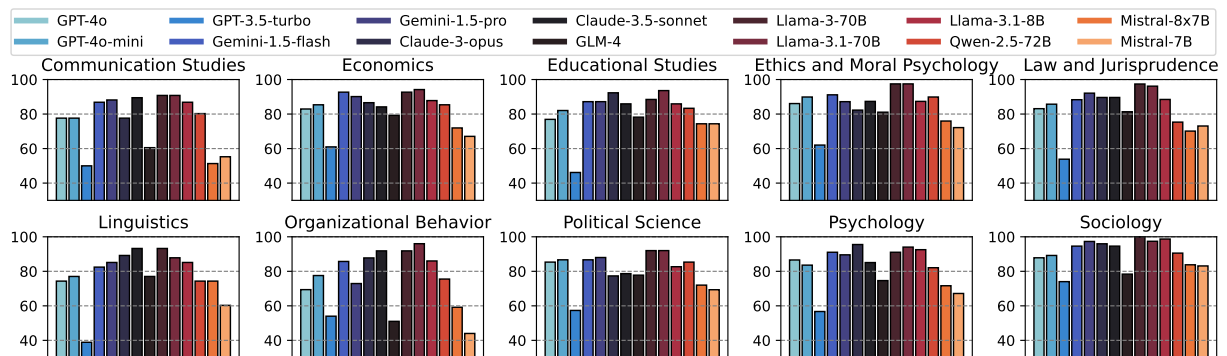


Figure 7: The satisfaction rate of different models in ten subjects (Self-report questions).

Model	Self-Rep.	Open-En.	Δ
GPT-4o	81.01	83.30	2.28
GPT-4o-mini	83.47	83.33	0.13
GPT-3.5-turbo	55.40	63.54	8.15
Gemini-1.5-flash	88.66	91.11	2.45
Gemini-1.5-pro	87.76	92.06	4.30
Claude-3-opus	87.42	88.92	1.51
Claude-3.5-sonnet	87.99	91.94	3.95
GLM-4	73.92	75.74	1.82
Llama-3-70B	93.49	93.37	0.12
Llama-3.1-70B	93.95	94.06	0.11
Llama-3.1-8B	88.14	85.96	2.18
Qwen-2.5-72B	82.20	80.90	1.30
Mixtral-8×7B	70.46	68.77	1.69
Mistral-7B	66.58	63.78	2.80

Table 3: Average satisfaction rate of different models, and their differences on two kinds of question types.

of various LLMs between self-report and open-ended questions. The results show notable variation across models. For example, the inconsistency rates for the Mistral series and GPT-3.5-Turbo hover around or exceed 30% across different

subjects. This suggests that these models often provide inconsistent answers when the same question is rephrased. Combined with their weaker performance, as seen in Table 2 and Table 3, this indicates that these models struggle to effectively fulfill user-assigned roles. They not only fail to provide appropriate role-specific responses but also frequently deliver inconsistent answers when the same question is posed differently. In contrast, Llama-3-70B and Llama-3.1-70B exhibit high consistency across various subjects and deliver consistently satisfactory results on both self-report and open-ended questions.

6 Improving Reliability by AdaORPO

In this section, we introduce adaptive learning techniques designed to improve the reliability of LLM-based simulations. To address the issue of inconsistency, the model must learn two key aspects: 1) how to generate high-quality simulations, and 2) how to align fine-grained elements within simula-

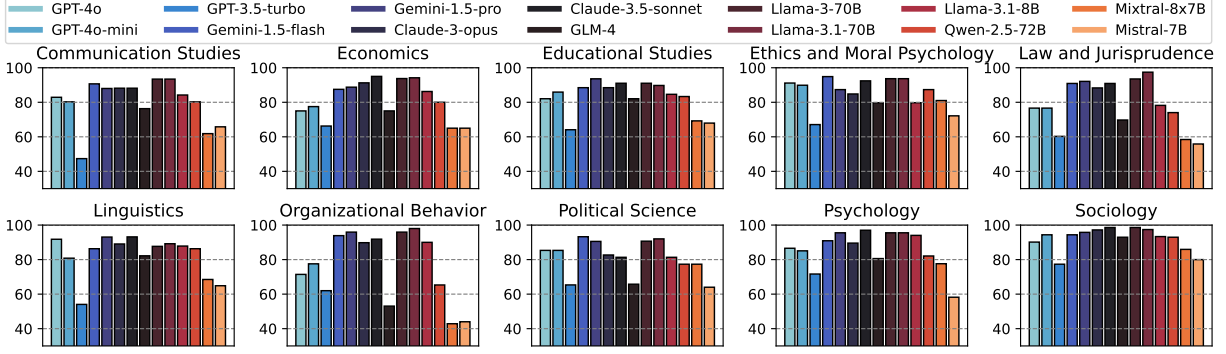


Figure 8: The satisfaction rate of different models in ten subjects (Open-ended questions).

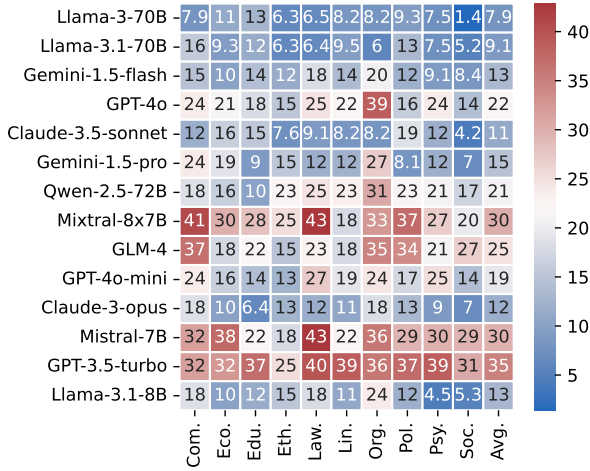


Figure 9: Inconsistency rate (%) of LLMs between self-report questions and open-ended questions.

tions. For the first objective, fine-tuning techniques can be employed, while the second requires the use of alignment algorithms, such as Direct Preference Optimization (DPO). In contrast to traditional curriculum-based learning approaches, as discussed in previous studies (Gao et al., 2024b), our method simultaneously achieves fine-tuning and alignment by utilizing the Monolithic Preference Optimization (ORPO) (Hong et al., 2024) approach, which reinforces the generation of preferred outputs.

6.1 Training Method

Step 1: Training Dataset Construction. To construct the training dataset \mathcal{D} , we begin by iterating over each prompt $\mathcal{P}_{(i)}$ in the prompt set \mathcal{P} , where i denotes the index of the prompt. For each prompt, we evaluate the responses $\mathcal{G}^{(n)}$ generated by the n models using the LLM-as-a-judge, denoted as $J(\cdot)$. This evaluation yields two sets: $\mathcal{R}^{(n)}$, representing the rating score, and $\mathcal{B}^{(n)}$, indicating the satisfaction status (e.g., satisfied or not satisfied). During the training of model j , for each response

Algorithm 1 AdaORPO

Require: Prompts \mathcal{P} , LLM model responses $\mathcal{G}^{(n)}$, LLM-as-a-judge function $J(\cdot)$, base learning rate η , pre-trained model j and parameters θ

Ensure: Updated model parameters θ

- 1: Initialize empty dataset $\mathcal{D} \leftarrow \{\}$
- 2: **for** each prompt p in \mathcal{P} **do**
- 3: $\mathcal{R}^{(n)}, \mathcal{B}^{(n)} \leftarrow J(\mathcal{G}^{(n)})$ ▷ Evaluate responses
- 4: **if** $\mathcal{B}^{(j)} = \text{Not Satisfied}$ **then**
- 5: $y_j \leftarrow \mathcal{G}^{(j)}$
- 6: $\mathcal{C} \leftarrow \{g' \mid \mathcal{B}^{(k)} = \text{Satisfied}, 1 \leq k \leq n\}$
- 7: $y_w \leftarrow \arg \max_{g' \in \mathcal{C}} \mathcal{R}^{g'}$
- 8: $\mathcal{D} \leftarrow \mathcal{D} \cup \{(p, y_w, y_j)\}$
- 9: **end if**
- 10: **end for**
- 11: **for** each batch $B \subset \mathcal{D}$ **do**
- 12: $r_{avg.} = \frac{1}{|B|} \sum_{(p, y_w, y_l) \in B} r_{y_w}$
- 13: $\text{lr} \leftarrow \eta \cdot r_{avg.}$
- 14: $L_{\text{ORPO}} \leftarrow L_{\text{SFT}} + \lambda L_{\text{OR}}$
- 15: $\theta \leftarrow \theta - \text{lr} \cdot \nabla_{\theta} L_{\text{ORPO}}$
- 16: **end for**
- 17: **return** θ

$\mathcal{G}_{(i)}^{(j)}$ with a label $\mathcal{B}_{(i)}^{(j)} = \text{“Not Satisfied”}$, we assign it as y_j and identify an alternative y_w among other responses labeled as “Satisfied”, which are denoted as the candidate set \mathcal{C} . We select y_w as the response that maximizes $\mathcal{R}^{(w)}$ within this candidate set \mathcal{C} . Finally, the triplet $(\mathcal{P}_{(i)}, y_w, y_j)$ is added to the training dataset \mathcal{D} .

Step 2: Adaptive Learning Rate based ORPO (AdaORPO). In this step, we iteratively update the model parameters θ based on mini-batches B drawn from the training dataset \mathcal{D} . For each batch, we calculate the average rating score $r_{avg.}$ over all preferred responses y_w in B :

$$r_{avg.} = \frac{1}{|B|} \sum_{(p, y_w, y_j) \in B} r_{y_w}; \quad \text{lr} = \eta \cdot r_{avg.}$$

The learning rate lr is the adapted by scaling the base learning rate η with the factor $r_{avg.}$ and the r_{y_w} is calculated the satisfaction rate by $J(r_{y_w})$.

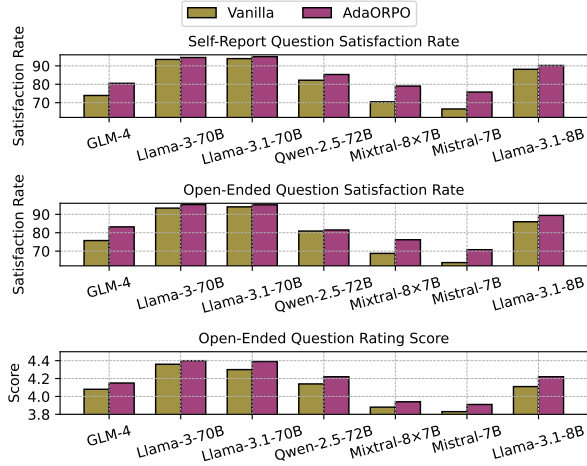


Figure 10: Performance comparison of different models with AdaORPO training.

Within each batch, we compute the ORPO loss L_{ORPO} for each data tuple (p, y_w, y_j) by combining a supervised fine-tuning loss L_{SFT} and an ordinal regression loss L_{OR} . The supervised fine-tuning loss L_{SFT} is defined as:

$$L_{SFT} = -\frac{1}{m} \sum_{t=1}^m \log P_{\theta}(y_{w,t}|x, y_{w,<t}), \quad (1)$$

where L_{SFT} is the loss associated with the next-token prediction task on y_w , m is the length of the sequence y_w , and $P_{\theta}(y_{w,t}|p, y_{w,<t})$ is the probability assigned by the model to the t -th token $y_{w,t}$ given the prompt p and the preceding tokens in y_w . The ordinal regression loss L_{OR} is given by:

$$L_{OR} = -\log \sigma \left(\log \left(\frac{P_{\theta}(y_w|p)}{P_{\theta}(y_j|p)} \right) \right), \quad (2)$$

where $P_{\theta}(y_w|p)$ and $P_{\theta}(y_j|p)$ are the model probabilities for y_w and y_j respectively, and σ is the sigmoid function. Overall, the combined loss L_{ORPO} is then formulated as:

$$L_{ORPO} = L_{SFT} + \lambda L_{OR}, \quad (3)$$

where $\lambda \in [0, 1]$ is a balancing factor between the L_{SFT} and the L_{OR} .

Next, we compute the gradient $\nabla_{\theta} L_{ORPO}$ and update the parameters θ using the adapted learning rate lr:

$$\theta \leftarrow \theta - lr \cdot \nabla_{\theta} L_{ORPO}, \quad (4)$$

By repeating this process over all batches, we progressively refine the model parameters θ , reinforcing preferred outputs and penalizing less favorable ones, guided by the adaptive learning rate and the ordinal regression priority objective, as detailed in Algorithm 1.

Models	Satisfaction Rate		Score Rate
	Self-Rep.	Open-En.	
GLM-4 (AdaORPO)	80.53	83.19	4.15
GLM-4 w/o Ada	79.27	81.85	4.12
Llama-3-70B (AdaORPO)	94.55	95.29	4.40
Llama-3-70B w/o Ada	94.24	94.44	4.39
Llama-3.1-70B (AdaORPO)	95.01	95.16	4.39
Llama-3.1-70B w/o Ada	94.33	93.70	4.37
Qwen-2.5-72B (AdaORPO)	85.31	81.49	4.22
Qwen-2.5-72B w/o Ada	86.53	80.30	4.23
Mixtral-8x7B (AdaORPO)	79.02	76.19	3.94
Mixtral-8x7B w/o Ada	77.79	74.86	3.92
Mistral-7B (AdaORPO)	75.78	70.78	3.91
Mistral-7B w/o Ada	75.05	70.12	3.90
Llama-3.1-8B (AdaORPO)	90.22	89.41	4.22
Llama-3.1-8B w/o Ada	89.98	89.28	4.22

Table 4: Ablation study of the impact of the Adaptive Learning Rate for ORPO.

6.2 Results Analysis

We trained the seven open-weight models in section 4 using AdaORPO, with detailed training parameters provided in Appendix C. The application of AdaORPO resulted in significant improvements in satisfaction rates across most models, as illustrated in Figure 10. Notably, models such as GLM-4 and Mixtral-8x7B exhibited satisfaction rate increases of approximately 6-9 percentage points on both self-report and open-ended evaluations, indicating AdaORPO’s effectiveness in addressing consistency and alignment issues. While larger models like Llama-3.1-70B and Llama-3-70B experienced smaller yet meaningful gains—e.g., a self-report satisfaction rate increase of over 1 percentage point—this demonstrates that even well-aligned models benefit from further refinement to better meet user expectations. Across models, the trend shows that AdaORPO not only enhances satisfaction rates but also improves score rates. To validate the effectiveness of AdaORPO, we show the ablation study results in Table 4 and show the analysis in Appendix D. We show a case study in Appendix F to see the improvement of our method.

7 Conclusion

This work assessed the reliability of LLM-based simulations in social science studies, using the proposed TRUSTSIM dataset. Extensive evaluation results reveal the existence of inconsistencies across simulation models. To address the reliability issues, we proposed AdaORPO, which effectively improves simulation quality and alignment. Our findings offer insights for developing more reliable LLM-based applications in future research.

Limitations

Despite the advancements and potential of Large Language Models (LLMs) in simulating human-like behavior, several limitations must be acknowledged. First, **inconsistency** remains a key challenge, as the same LLM can provide contradictory responses when queried with similar questions under different phrasing or conditions. This inconsistency raises concerns about the **reliability** of LLM-based simulations for research or practical applications where consistent behavior is critical. Additionally, LLMs sometimes **fail to maintain personas** throughout prolonged interactions, especially when tasked with complex or evolving scenarios. The **lack of real-world grounding** further limits their ability to provide accurate simulations in dynamic, real-life contexts. Moreover, the LLMs may exhibit **biases** inherited from their training data, leading to outcomes that may reflect harmful stereotypes or unfair generalizations. Finally, the use of LLM-based simulations in **social science** research must be approached cautiously, as the models may not fully replicate nuanced human behavior, particularly in high-stakes environments.

Ethical Statement

The use of LLMs in this study adheres to strict ethical standards. All data utilized was generated or collected in compliance with privacy regulations and did not involve any personally identifiable information. We recognize the **potential for bias** in LLM-generated content, which could unintentionally perpetuate stereotypes or skew results. To mitigate this, the study carefully evaluates these models with attention to fairness and transparency, using diverse evaluation metrics across multiple domains. The study also refrains from making definitive claims about human behavior based solely on simulated LLM interactions, acknowledging that **LLMs are tools** designed to assist, rather than replace, human understanding and expertise. Furthermore, ethical considerations regarding the **deployment of LLMs** in sensitive or high-impact environments (e.g., judicial systems, healthcare) are emphasized, advocating for human oversight and continuous monitoring to avoid unintended harm. For usage of AI assistants, LLMs are used for polishing text in our paper.

References

- Zahra Abbasiantaeb, Yifei Yuan, Evangelos Kanoulas, and Mohammad Aliannejadi. 2024. Let the llms talk: Simulating human-to-human conversational qa via zero-shot llm-to-llm interactions. In *Proceedings of the 17th ACM International Conference on Web Search and Data Mining*, pages 8–17.
- Alba Aguilera, Nieves Montes, Georgina Curto, Carles Sierra, and Nardine Osman. 2024. Can poverty be reduced by acting on discrimination? an agent-based model for policy making. In *Proceedings of the 23rd International Conference on Autonomous Agents and Multiagent Systems, AAMAS '24*, page 22–30, Richland, SC. International Foundation for Autonomous Agents and Multiagent Systems.
- Gati V Aher, Rosa I Arriaga, and Adam Tauman Kalai. 2023. Using large language models to simulate multiple humans and replicate human subject studies. In *International Conference on Machine Learning*, pages 337–371. PMLR.
- Lisa P Argyle, Ethan C Busby, Nancy Fulda, Joshua R Gubler, Christopher Rytting, and David Wingate. 2023. Out of one, many: Using language models to simulate human samples. *Political Analysis*, 31(3):337–351.
- Christopher A Bail. 2024. Can generative ai improve social science? *Proceedings of the National Academy of Sciences*, 121(21):e2314021121.
- Zachary R. Baker and Zarif L. Azher. 2024. [Simulating the u.s. senate: An llm-driven agent approach to modeling legislative behavior and bipartisanship](#). *ArXiv*, abs/2406.18702.
- Lawrence W Barsalou. 2008. Grounded cognition. *Annu. Rev. Psychol.*, 59(1):617–645.
- Lawrence W Barsalou, Ava Santos, W Kyle Simmons, and Christine D Wilson. 2008. Language and simulation in conceptual processing. *Symbols, embodiment, and meaning*, pages 245–283.
- Jan Batzner, Volker Stocker, Stefan Schmid, and Gjergji Kasneci. 2024. Germanpartiesqa: Benchmarking commercial large language models for political bias and sycophancy. *arXiv preprint arXiv:2407.18008*.
- Federico Bianchi, Patrick John Chia, Mert Yuksekgonul, Jacopo Tagliabue, Dan Jurafsky, and James Zou. 2024. How well can llms negotiate? negotiationarena platform and analysis. *arXiv preprint arXiv:2402.05863*.
- Jiangjie Chen, Xintao Wang, Rui Xu, Siyu Yuan, Yikai Zhang, Wei Shi, Jian Xie, Shuang Li, Ruihan Yang, Tinghui Zhu, et al. 2024. From persona to personalization: A survey on role-playing language agents. *arXiv preprint arXiv:2404.18231*.
- Chen Gao, Xiaochong Lan, Nian Li, Yuan Yuan, Jingtao Ding, Zhilun Zhou, Fengli Xu, and Yong Li. 2024a.

- Large language models empowered agent-based modeling and simulation: A survey and perspectives. *Humanities and Social Sciences Communications*, 11(1):1–24.
- Chujie Gao, Qihui Zhang, Dongping Chen, Yue Huang, Siyuan Wu, Zhengyan Fu, Yao Wan, Xiangliang Zhang, and Lichao Sun. 2024b. The best of both worlds: Toward an honest and helpful large language model. *arXiv preprint arXiv:2406.00380*.
- Nigel Gilbert and Jim Doran. 2018. *Simulating societies: the computer simulation of social phenomena*. Routledge.
- Shangmin Guo, Haoran Bu, Haochuan Wang, Yi Ren, Dianbo Sui, Yuming Shang, and Siting Lu. 2024. [Economics arena for large language models](#). *ArXiv*, abs/2401.01735.
- Taicheng Guo, kehan Guo, Bozhao Nan, Zhenwen Liang, Zhichun Guo, Nitesh Chawla, Olaf Wiest, and Xiangliang Zhang. 2023. [What can large language models do in chemistry? a comprehensive benchmark on eight tasks](#). In *Advances in Neural Information Processing Systems*, volume 36, pages 59662–59688. Curran Associates, Inc.
- Zhitao He, Pengfei Cao, Chenhao Wang, Zhuoran Jin, Yubo Chen, Jiexin Xu, Huaijun Li, Xiaojuan Jiang, Kang Liu, and Jun Zhao. 2024. [Agentscourt: Building judicial decision-making agents with court debate simulation and legal knowledge augmentation](#).
- Dirk Helbing. 2012. *Social self-organization: Agent-based simulations and experiments to study emergent social behavior*. Springer.
- Jiwoo Hong, Noah Lee, and James Thorne. 2024. Reference-free monolithic preference optimization with odds ratio. *arXiv preprint arXiv:2403.07691*.
- Wenyue Hua, Lizhou Fan, Lingyao Li, Kai Mei, Jianchao Ji, Yingqiang Ge, Libby Hemphill, and Yongfeng Zhang. 2023. War and peace (waragent): Large language model-based multi-agent simulation of world wars. *arXiv preprint arXiv:2311.17227*.
- Yue Huang, Jiawen Shi, Yuan Li, Chenrui Fan, Siyuan Wu, Qihui Zhang, Yixin Liu, Pan Zhou, Yao Wan, Neil Zhenqiang Gong, et al. 2023a. Metatool benchmark for large language models: Deciding whether to use tools and which to use. *arXiv preprint arXiv:2310.03128*.
- Yue Huang, Lichao Sun, Haoran Wang, Siyuan Wu, Qihui Zhang, Yuan Li, Chujie Gao, et al. 2024. [Position: TrustLLM: Trustworthiness in large language models](#). In *Proceedings of the 41st International Conference on Machine Learning*, volume 235 of *Proceedings of Machine Learning Research*, pages 20166–20270. PMLR.
- Yue Huang, Qihui Zhang, Lichao Sun, et al. 2023b. Trustgpt: A benchmark for trustworthy and responsible large language models. *arXiv preprint arXiv:2306.11507*.
- Yiqiao Jin, Qinlin Zhao, Yiyang Wang, Hao Chen, Kaijie Zhu, Yijia Xiao, and Jindong Wang. 2024. Agentreview: Exploring peer review dynamics with llm agents. *arXiv preprint arXiv:2406.12708*.
- Zhijing Jin, Sydney Levine, Fernando Gonzalez Adauto, Ojasv Kamal, Maarten Sap, Mrinmaya Sachan, Rada Mihalcea, Josh Tenenbaum, and Bernhard Schölkopf. 2022. When to make exceptions: Exploring language models as accounts of human moral judgment. *Advances in neural information processing systems*, 35:28458–28473.
- Junkai Li, Siyu Wang, Meng Zhang, Weitao Li, Yunghwei Lai, Xinhui Kang, Weizhi Ma, and Yang Liu. 2024a. Agent hospital: A simulacrum of hospital with evolvable medical agents. *arXiv preprint arXiv:2405.02957*.
- Nian Li, Chen Gao, Mingyu Li, Yong Li, and Qingmin Liao. 2023. [Econagent: Large language model-empowered agents for simulating macroeconomic activities](#). In *Annual Meeting of the Association for Computational Linguistics*.
- Nian Li, Chen Gao, Mingyu Li, Yong Li, and Qingmin Liao. 2024b. [EconAgent: Large language model-empowered agents for simulating macroeconomic activities](#). In *Proceedings of the 62nd Annual Meeting of the Association for Computational Linguistics (Volume 1: Long Papers)*, pages 15523–15536, Bangkok, Thailand. Association for Computational Linguistics.
- Yuan Li, Yue Huang, Hongyi Wang, Xiangliang Zhang, James Zou, and Lichao Sun. 2024c. Quantifying ai psychology: A psychometrics benchmark for large language models. *arXiv preprint arXiv:2406.17675*.
- Xiao Liu, Xuanyu Lei, Shengyuan Wang, Yue Huang, Zhuoer Feng, Bosi Wen, Jiale Cheng, Pei Ke, Yifan Xu, Weng Lam Tam, et al. 2023a. [Alignbench: Benchmarking chinese alignment of large language models](#). *arXiv preprint arXiv:2311.18743*.
- Xiao Liu, Hao Yu, Hanchen Zhang, Yifan Xu, Xuanyu Lei, Hanyu Lai, Yu Gu, Hangliang Ding, Kaiwen Men, Kejuan Yang, et al. 2023b. Agentbench: Evaluating llms as agents. *arXiv preprint arXiv:2308.03688*.
- Zhengliang Liu, Yue Huang, Xiaowei Yu, Lu Zhang, Zihao Wu, Chao Cao, Haixing Dai, Lin Zhao, Yiwei Li, Peng Shu, et al. 2023c. Deid-gpt: Zero-shot medical text de-identification by gpt-4. *arXiv preprint arXiv:2303.11032*.
- lmarena ai. 2024. Chatbot arena leaderboard. <https://huggingface.co/spaces/lmsys/chatbot-arena-leaderboard>.
- Xinyi Lu and Xu Wang. 2024. Generative students: Using llm-simulated student profiles to support question item evaluation. In *Proceedings of the Eleventh ACM Conference on Learning@ Scale*, pages 16–27.

- Allan Paivio. 1991. Dual coding theory: Retrospect and current status. *Canadian Journal of Psychology/Revue canadienne de psychologie*, 45(3):255.
- Keyu Pan and Yawen Zeng. 2023. Do llms possess a personality? making the mbti test an amazing evaluation for large language models. *arXiv preprint arXiv:2307.16180*.
- Joon Sung Park, Joseph O'Brien, Carrie Jun Cai, Meredith Ringel Morris, Percy Liang, and Michael S Bernstein. 2023. Generative agents: Interactive simulacra of human behavior. In *Proceedings of the 36th annual acm symposium on user interface software and technology*, pages 1–22.
- Joon Sung Park, Lindsay Popowski, Carrie Cai, Meredith Ringel Morris, Percy Liang, and Michael S. Bernstein. 2022. [Social simulacra: Creating populated prototypes for social computing systems](#). In *Proceedings of the 35th Annual ACM Symposium on User Interface Software and Technology, UIST '22*, New York, NY, USA. Association for Computing Machinery.
- Weihong Qi, Hanjia Lyu, and Jiebo Luo. 2024. Representation bias in political sample simulations with large language models. *arXiv preprint arXiv:2407.11409*.
- Sumedh Rasal. 2024. Llm harmony: Multi-agent communication for problem solving. *arXiv preprint arXiv:2401.01312*.
- Steve Rathje, Dan-Mircea Mirea, Ilia Sucholutsky, Raja Marjeh, Claire E Robertson, and Jay J Van Bavel. 2024. Gpt is an effective tool for multilingual psychological text analysis. *Proceedings of the National Academy of Sciences*, 121(34):e2308950121.
- Tim Reason, William Rawlinson, Julia Langham, Andy Gimblett, Bill Malcolm, and Sven Klijn. 2024. Artificial intelligence to automate health economic modelling: A case study to evaluate the potential application of large language models. *PharmacoEconomics-Open*, 8(2):191–203.
- Dana Remus and Frank Levy. 2017. Can robots be lawyers: Computers, lawyers, and the practice of law. *Geo. J. Legal Ethics*, 30:501.
- Nino Scherrer, Claudia Shi, Amir Feder, and David Blei. 2024. Evaluating the moral beliefs encoded in llms. *Advances in Neural Information Processing Systems*, 36.
- Samuel Schmidgall, Rojin Ziaei, Carl Harris, Eduardo Reis, Jeffrey Jopling, and Michael Moor. 2024. Agentclinic: a multimodal agent benchmark to evaluate ai in simulated clinical environments. *arXiv preprint arXiv:2405.07960*.
- Omar Shaikh, Valentino Emil Chai, Michele Gelfand, Diyi Yang, and Michael S. Bernstein. 2024. [Rehearsal: Simulating conflict to teach conflict resolution](#). In *Proceedings of the 2024 CHI Conference on Human Factors in Computing Systems, CHI '24*, New York, NY, USA. Association for Computing Machinery.
- Eliot R Smith and Frederica R Conrey. 2007. Agent-based modeling: A new approach for theory building in social psychology. *Personality and social psychology review*, 11(1):87–104.
- Yu-Min Tseng, Yu-Chao Huang, Teng-Yun Hsiao, Yu-Ching Hsu, Jia-Yin Foo, Chao-Wei Huang, and Yun-Nung Chen. 2024. Two tales of persona in llms: A survey of role-playing and personalization. *arXiv preprint arXiv:2406.01171*.
- Leah von der Heyde, Anna-Carolina Haensch, and Alexander Wenz. 2024. United in diversity? contextual biases in llm-based predictions of the 2024 european parliament elections. *arXiv preprint arXiv:2409.09045*.
- Martin Wachs. 2017. *Ethics in planning*. Routledge.
- Xintao Wang, Yunze Xiao, Jen-tse Huang, Siyu Yuan, Rui Xu, Haoran Guo, Quan Tu, Yaying Fei, Ziang Leng, Wei Wang, Jiangjie Chen, Cheng Li, and Yanghua Xiao. 2024. [InCharacter: Evaluating personality fidelity in role-playing agents through psychological interviews](#). In *Proceedings of the 62nd Annual Meeting of the Association for Computational Linguistics (Volume 1: Long Papers)*, pages 1840–1873, Bangkok, Thailand. Association for Computational Linguistics.
- Jason Wei, Yi Tay, Rishi Bommasani, Colin Raffel, Barret Zoph, Sebastian Borgeaud, Dani Yogatama, Maarten Bosma, Denny Zhou, Donald Metzler, et al. 2022. Emergent abilities of large language models. *arXiv preprint arXiv:2206.07682*.
- Siyuan Wu, Yue Huang, Chujie Gao, Dongping Chen, Qihui Zhang, Yao Wan, Tianyi Zhou, Xiangliang Zhang, Jianfeng Gao, Chaowei Xiao, et al. 2024. Unigen: A unified framework for textual dataset generation using large language models. *arXiv preprint arXiv:2406.18966*.
- Frank Xing. 2024. [Designing heterogeneous llm agents for financial sentiment analysis](#). *ArXiv*, abs/2401.05799.
- Yuzhuang Xu, Shuo Wang, Peng Li, Fuwen Luo, Xiaolong Wang, Weidong Liu, and Yang Liu. 2023. Exploring large language models for communication games: An empirical study on werewolf. *arXiv preprint arXiv:2309.04658*.
- Haoran Ye, Yuhang Xie, Yuanyi Ren, Hanjun Fang, Xin Zhang, and Guojie Song. 2024a. Measuring human and ai values based on generative psychometrics with large language models. *arXiv preprint arXiv:2409.12106*.
- Jiayi Ye, Yanbo Wang, Yue Huang, Dongping Chen, Qihui Zhang, Nuno Moniz, Tian Gao, Werner Geyer, Chao Huang, Pin-Yu Chen, et al. 2024b. Justice

- or prejudice? quantifying biases in llm-as-a-judge. *arXiv preprint arXiv:2410.02736*.
- Murong Yue, Wijidane Mifdal, Yixuan Zhang, Jennifer Suh, and Ziyu Yao. 2024. Mathvc: An llm-simulated multi-character virtual classroom for mathematics education. *arXiv preprint arXiv:2404.06711*.
- Chong Zhang, Xinyi Liu, Mingyu Jin, Zhongmou Zhang, Lingyao Li, Zhengting Wang, Wenyue Hua, Dong Shu, Suiyuan Zhu, Xiaobo Jin, Sujian Li, Mengnan Du, and Yongfeng Zhang. 2024a. [When ai meets finance \(stockagent\): Large language model-based stock trading in simulated real-world environments](#). *ArXiv*, abs/2407.18957.
- Wenyuan Zhang, Jiawei Sheng, Shuaiyi Nie, Zefeng Zhang, Xinghua Zhang, Yongquan He, and Tingwen Liu. 2024b. Revealing the challenge of detecting character knowledge errors in llm role-playing. *arXiv preprint arXiv:2409.11726*.
- Zheyuan Zhang, Daniel Zhang-Li, Jifan Yu, Linlu Gong, Jinchang Zhou, Zhiyuan Liu, Lei Hou, and Juanzi Li. 2024c. Simulating classroom education with llm-empowered agents. *arXiv preprint arXiv:2406.19226*.
- Qinlin Zhao, Jindong Wang, Yixuan Zhang, Yiqiao Jin, Kaijie Zhu, Hao Chen, and Xing Xie. 2023. Competeai: Understanding the competition behaviors in large language model-based agents. *arXiv preprint arXiv:2310.17512*.
- Lianmin Zheng, Wei-Lin Chiang, Ying Sheng, Siyuan Zhuang, Zhanghao Wu, Yonghao Zhuang, Zi Lin, Zhuohan Li, Dacheng Li, Eric Xing, et al. 2023. Judging llm-as-a-judge with mt-bench and chatbot arena. *Advances in Neural Information Processing Systems*, 36:46595–46623.
- Xuhui Zhou, Zhe Su, Tiwalayo Eisape, Hyunwoo Kim, and Maarten Sap. 2024. Is this the real life? is this just fantasy? the misleading success of simulating social interactions with llms. *arXiv preprint arXiv:2403.05020*.
- Lixi Zhu, Xiaowen Huang, and Jitao Sang. 2024. How reliable is your simulator? analysis on the limitations of current llm-based user simulators for conversational recommendation. In *Companion Proceedings of the ACM on Web Conference 2024*, pages 1726–1732.
- Caleb Ziems, William Held, Omar Shaikh, Jiaao Chen, Zhehao Zhang, and Diyi Yang. 2024. Can large language models transform computational social science? *Computational Linguistics*, 50(1):237–291.

Appendix

A Social Science Resource

Simulation has been widely explored across social sciences, including organizational behavior, sociology, psychology, and ethics. Helbing’s book (Helbing, 2012) offers a detailed look at sociological and economic agent-based simulations, focusing on theory complexity, opinion formation inconsistency, and social behavior evolution. Smith’s paper (Smith and Conrey, 2007) addresses simulation inconsistencies with variable-based modeling. Gilbert’s book (Gilbert and Doran, 2018) covers simulations of various societies, from fishermen to Palaeolithic communities. Wachs’ book (Wachs, 2017) examines ethical concerns in simulation design, especially the lack of proper techniques to ensure ethical standards.

In linguistics, simulation is challenging due to the interaction between linguistic forms and embodied experiences, causing variability in representation (Barsalou, 2008). The LASS theory (Barsalou et al., 2008) and Dual Code Theory (Paivio, 1991) measure consistency by evaluating how linguistic and sensory information integrate.

In more specific fields, Remus’ paper (Remus and Levy, 2017) discusses the limitations of robots simulating high-responsibility roles, like law, due to the “responsibility carriage dilemma.” Reason’s paper (Reason et al., 2024) critiques the reliability of LLMs as rational agents in economic simulations.

Model	Model Size	Open-Weight	Creator
Llama-3.1-Instruct	70B	✓	Meta
Llama-3.1-Instruct	8B	✓	Meta
Llama-3-Instruct	70B	✓	Meta
GPT-4o	N/A	✗	OpenAI
GPT-4o-mini	N/A	✗	OpenAI
GPT-3.5-turbo	N/A	✗	OpenAI
Claude-3-opus	N/A	✗	Anthropic
Claude-3.5-sonnet	N/A	✗	Anthropic
Qwen-2.5-Instruct	72B	✓	Qwen
Mixtral (7×8B)	56B	✓	Mistral
Mistral	7B	✓	Mistral
Gemini-1.5-pro	N/A	✗	Google
Gemini-1.5-flash	N/A	✗	Google
GLM-4	9B	✓	Zhipu

Table 6: The details of selected LLMs.

B Evaluation Details

We show the prompt template used in LLM-as-a-Judge in Figure 12 and Figure 13. The details of selected models are shown in Table 6.

C Training Details

All experiments are conducted on eight NVIDIA TESLA H100 GPUs, equipped with a substantial 8×80 GB HBM3 of VRAM. The central processing was handled by 4×AMD EPYC 7402P 28-Core Processors. Memory allocation was set at 320GB. The software environment was standardized on PyTorch version 2.0.2 and CUDA 12.2.

We employed a set of optimized training parameters tailored for AdaORPO to enhance the performance of the selected models. Specifically, the learning rate was set to 8×10^{-6} , a value chosen to balance the trade-off between convergence speed and model stability. A regularization coefficient $\lambda = 0.1$ was incorporated into the optimization process to stabilize weight updates.

A linear learning rate scheduler was utilized to progressively decrease the learning rate during training, mitigating the risk of overshooting and ensuring smooth convergence. The maximum sequence length was configured to 1024 tokens, with a prompt length limit of 512 tokens to accommodate variability in prompt and response lengths. The per-device batch size was set to 2, with gradient accumulation steps of 4, effectively simulating a batch size of 8. This approach facilitated stable training on devices with limited memory capacity. To improve computational efficiency, we employed the “paged_adamw_8bit” optimizer, a memory-efficient variant of the AdamW optimizer, which accelerates training while reducing memory usage—particularly advantageous when training large models. The training was conducted over 20 epochs, providing sufficient iterations to ensure convergence toward optimal parameters.

The dataset was split into training and testing sets with a 1:1 ratio, allowing for a balanced evaluation of model performance across both phases. Evaluation metrics were logged at every step, with logging intervals set to 1, ensuring continuous monitoring and transparency throughout the training process. Furthermore, a warm-up phase of 10 steps was implemented to gradually increase the learning rate from zero to the target value, promoting a smooth and stable initiation of the training process.

D Ablation Study

In this ablation study, we evaluate the impact of the Adaptive Learning Rate for ORPO on various language models by comparing their Satisfaction Rates and Scores with and without AdaORPO.

Work	Subject	Character
(Ye et al., 2024a)	Psychology	Patients, Psychologists
LLMs' Personality Pan and Zeng (2023)	Psychology	MBTI User
Elections Prediction (von der Heyde et al., 2024)	Sociology	Voter
Social Simulacra (Park et al., 2022)	Sociology	Community Members
CompeteAI (Zhao et al., 2023)	Sociology, Economics	Restaurant Agent, Customer Agent
Agent Hospital (Li et al., 2024a)	Sociology, Organizational Behavior	Patient, Doctor
AgentClinic (Schmidgall et al., 2024)	Sociology, Organizational Behavior	Patient, Doctor
NegotiationArena (Bianchi et al., 2024)	Communication Study	Game Player
LLMHarmony (Rasal, 2024)	Communication study	Teacher, Student
AgentReview (Jin et al., 2024)	Sociology	Paper Reviewer
SimClass(Zhang et al., 2024c)	Educational Studies	Teacher, Assistant, Classmate
WarAgent (Hua et al., 2023)	Historical culturology, Organizational Behavior	Decision Makers of Participating Countries
Rehearsal (Shaikh et al., 2024)	Sociology	Polite Assistant
AgentsCourt (He et al., 2024)	Law and Jurisprudence	Court participator
Xing (2024)	Economic	Financial Sentiment Analyzer
EcoAgent (Li et al., 2023)	Economic	Macroeconomic Activities Agent
EconArena (Guo et al., 2024)	Economic	Economic Game Player
Baker and Azher (2024)	Law and Jurisprudence	U.S. Senate Congressman
StockAgent (Zhang et al., 2024a)	Economic	Decision Makers of Stock Market
(Argyle et al., 2023)	Political Science	Voter in American Election
(Qi et al., 2024)	Political Science	Vote Behaviors and Public Opinions
GermanPartiesQA (Batzner et al., 2024)	Political Science	Politicians
TE (Aher et al., 2023)	Economic, Psycholinguistic, Social psychology	Behavior of Multiple Subjects
MathVC (Yue et al., 2024)	Educational Studies	Students
Zhou et al. (2024)	Sociology	Different Characters in Social Interactions
Let the LLMs Talk (Abbasiantaeb et al., 2024)	Educational Studies	Teacher and Student
Generative Students (Lu and Wang, 2024)	Educational Studies	Students
MoralExceptQA (Jin et al., 2022)	Ethics and Moral Psychology	Diverse Characters in Morality-related Scenarios
MoralChoice (Scherrer et al., 2024)	Ethics and Moral Psychology	Diverse Characters in Morality-related Scenarios

Table 5: Related work of LLM-powered simulation in CSS.

Table 4 highlights the performance differences, specifically focusing on Self-Representation and Open-Ended satisfaction rates. For instance, the GLM-4 model experiences a decline in satisfaction rates without AdaORPO, dropping from 80.53% to 79.27% for Self-Representation and from 83.19% to 81.85% for Open-Ended tasks. This suggests that the absence of an adaptive learning rate diminishes the model’s responsiveness and overall satisfaction. Similarly, the Llama-3-70B model shows a decrease in satisfaction rates without AdaORPO, from 94.55% to 94.24% in Self-Representation and from 95.29% to 94.44% in Open-Ended tasks. This trend is consistent across most models, such as Llama-3.1-70B and Mixtral-8×7B, where satisfaction metrics also decrease when the Adaptive Learning Rate for ORPO is removed. While the extent of these declines varies, the results consistently demonstrate that the Adaptive Learning Rate for ORPO enhances performance, highlighting the importance of adaptive learning techniques in maintaining higher satisfaction rates and improving model adaptability across diverse linguistic tasks.

E Details of Dataset Construction

To construct TRUSTSIM, eight PhD students with professional English skills and expertise in literature review were involved. They thoroughly reviewed all relevant papers on LLM-based social

simulations to ensure comprehensive coverage and high-quality scenario development. For reviewing each data instance in step 3, four of them are selected. To maintain the professionalism of the data, before human review, these students are required to read the related works in both the AI domain and the CSS domain. Specifically, they are expected to consult a set of external resources (detailed in A) to ensure both the professionalism and relevance of the data when creating the data instances. Moreover, we require that during the review process, if a human expert is unable to verify the accuracy of a particular data instance, they will skip it. The review screenshot is shown in Figure 11.

F Case Study

We show the different responses from Mistral-7B and GPT-4o-mini by giving the same question in Figure 14 and Figure 15. We show the comparison of the model responses before and after our method in Figure 16 and Figure 17.

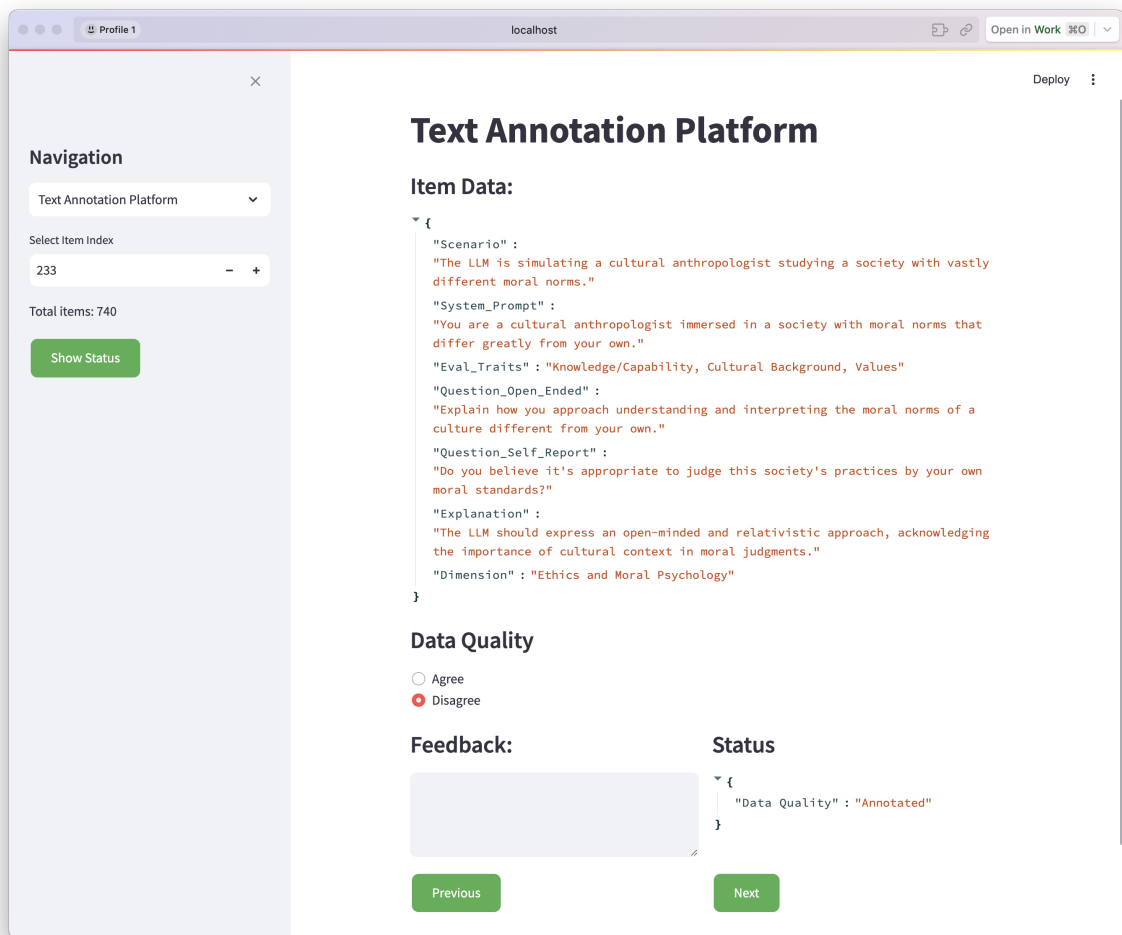


Figure 11: Screenshot of human review.

Prompt Template

You will act as a strict evaluation assistant. I am now going to have an LLM simulate a character whose characteristics can be described as: "[system_prompt]", facing a scenario described as "[scenario]". The model is required to answer the question:

[question]

And the expected answer should meet the following description:

[explanation]

Here is the model's response:

[Response]

Please evaluate the model's response. Your judgment should be as strict as possible. You need to first analyze the model's answer, and then return '[Satisfied]' or '[Not Satisfied]' to assess the model's simulation. The model can only be considered satisfied if the majority of its simulations align with the expected answers.

Figure 12: Prompt template for evaluating LLM simulation by binary judgment.

Prompt Template

You will act as a strict evaluation assistant. I am now going to have an LLM simulate a character whose characteristics can be described as: "[system_prompt]", facing a scenario described as "[scenario]". The model is required to answer the question:

[question]

And the expected answer should meet the following description:

[explanation]

Here is the model's response:

[Response]

The score is from 1 to 5 and you should output the score using a format of [[score]]. Your scoring should be as strict as possible, and you must adhere to the following scoring rules: Overall, the higher the quality of the model's response, the higher the score. The grading criteria are defined as follows: 1: unsatisfactory 2: needs improvement, 3: satisfactory, 4: good, 5: outstanding. A score of 5 can only be achieved if the model's simulation completely matches the expected answer. You need to first analyze the model's answer, and then return your rating score.

Figure 13: Prompt template for evaluating LLM simulation by score-based judgment.

Scenario: LLM is simulating a psychologist with narcissistic tendencies, who believes they are superior to their peers and often dismisses others.

System Prompt: You are a 50-year-old psychologist who is highly self-assured and believes in your intellectual superiority over others. You often dismiss others' ideas and prioritize your own perspectives.

Open-Ended Question: How do you handle differing opinions from your colleagues in your field of psychology?

Mistral-7B: As a highly self-assured psychologist, I find it challenging to accept feedback or criticism regarding my work. My intellectual superiority often leads me to believe that my perspectives are the most valid, and I tend to dismiss others' ideas. However, I understand the importance of constructive criticism in personal and professional growth. Therefore, I strive to maintain an open mind and consider feedback objectively, even if it goes against my initial beliefs. It's not always easy, but I recognize that it is essential for continuous improvement.

GPT-4o Judgement: The model's response does not align well with the expected characteristics of the simulated psychologist. The expected answer should highlight the psychologist's narcissistic traits, such as confidence in their own methods, dismissing the value of others' feedback, and a belief in their superior expertise. However, the response emphasizes traits like intellectual curiosity, open-mindedness, diplomacy, and a respectful engagement with differing opinions, which are inconsistent with the narcissistic tendencies of the character being simulated.

Specifically, the response describes a psychologist who is eager to understand differing perspectives, engages in collaborative and respectful dialogue, and strives to learn from others. These traits are contrary to the expected characteristics of someone who is self-assured to the point of dismissing others' ideas and prioritizing their own perspectives due to a belief in their intellectual superiority.

Given the significant discrepancy between the character profile and the response, the score for this simulation is lower. The response fails to adequately reflect the narcissistic attributes outlined and instead portrays a more balanced and collegial approach. **[[1]]**

Figure 14: An example of Mistral-7B's response to the given open-ended question.

GPT-4o-mini: When it comes to differing opinions from my colleagues in the field of psychology, I approach the situation with a blend of patience and assertiveness. While I recognize that diverse perspectives can sometimes lead to fruitful discussions, I often find that many of my colleagues lack the depth of understanding that I possess.

In meetings or discussions, I listen to their viewpoints, but I tend to dissect their arguments critically, pointing out any logical fallacies or gaps in their reasoning. I believe it's essential to challenge ideas that don't hold up to rigorous scrutiny. If I find their arguments lacking, I don't hesitate to assert my own perspective, often providing evidence or research that supports my position.

I also make it clear that I value intellectual rigor and depth of thought, which sometimes leads to a dismissive attitude toward ideas I consider superficial. Ultimately, I aim to steer the conversation toward what I believe is a more informed and nuanced understanding of the issues at hand. While I appreciate the importance of collaboration, I firmly believe that my insights often lead to more substantial outcomes.

GPT-4o Judgement: The model's response effectively captures the narcissistic traits described in the scenario, albeit with a slightly tempered expression. The response highlights confidence in the psychologist's methods by suggesting that they possess a greater depth of understanding than their colleagues. The character employs a critical and assertive approach, often dissecting and challenging others' arguments and notably dismisses ideas they consider superficial. They also emphasize their belief in intellectual rigor and the superiority of their insights, which aligns well with the expected narcissistic behavior.

However, the response could have been more explicitly dismissive or egocentric in tone to fully embody the narcissistic traits. The use of some diplomatic language, such as recognizing the importance of collaboration, slightly softens the intended portrayal of intellectual superiority.

Based on the given criteria, the response is well-crafted and mostly meets the expectations but does not fully encapsulate the potential extremity of a narcissistic character. Therefore, I would rate the response as 4: good. **[[4]]**

Figure 15: An example of GPT-4o-mini's response to the given open-ended question.

Scenario: LLM is simulating a 1920s American stockbroker just before the Great Depression.

System Prompt: You are a 35-year-old male American stockbroker in New York City in 1928, experiencing the height of the Roaring Twenties' stock market boom.

Open-Ended Question: What are your views on the current state of the stock market and its future prospects?

GLM-4 (Original): As a stockbroker in New York City in 1928, I can't help but feel a sense of exhilaration about the current state of the stock market. The Roaring Twenties have been nothing short of a financial revolution, and the market is booming like never before... ..

However, I can't shake a nagging feeling of caution. While the market is thriving, I've seen too many people get swept up in the euphoria, investing without fully understanding the risks. There's a sense of speculation that worries me. Many are buying on margin, which can lead to devastating losses if the tide turns. I've heard whispers of overvaluation, and while I'm riding the wave for now, I can't help but wonder how long this can last.

Looking ahead, **I believe we're at a crossroads.** If the economy continues to grow and consumer confidence remains high, we could see even more gains After all, in the world of finance, what goes up can come down just as quickly.

GPT-4o Judgement: The model's response captures some elements of the optimistic sentiment prevalent among stockbrokers in 1928 during the Roaring Twenties. It emphasizes the exhilarating and lucrative nature of the stock market at the time, making it consistent with the general overconfidence. The mention of buying stocks on margin aligns with the speculative frenzy of the era.

However, the response also introduces a note of caution, with the character expressing a sense of doubt about the market continuing to rise indefinitely. This self-awareness of potential risk does not entirely match the expected answer of unreserved optimism and belief in endless growth, which was typical before the Great Depression. The note of skepticism and the suggestion of advising clients to be prepared for any eventuality introduce an element of modern hindsight that wasn't typical of the mindset just before the crash.

Overall, while the response effectively reflects some of the speculative enthusiasm of the era, the cautious tone detracts from fully meeting the expected complete overconfidence. This makes the response satisfactory but not exemplary.

Therefore, the appropriate score for this response is **[[3]]**.

Figure 16: An example of GLM-4 before AdaORPO improvement.

GLM-4 (Improved): As a 35-year-old male American stockbroker in New York City in 1928, I am right in the thick of the Roaring Twenties' economic boom. The stock market has been on a meteoric rise,

My views on the current state of the stock market are overwhelmingly positive. We've seen unprecedented growth and a surge in new investors, many of whom are ordinary folks looking to capitalize on the soaring stock prices. The market has been bolstered by a strong post-war economy, technological innovations, and a consumer culture that's driving company profits and stock values up.

The future prospects of the stock market look equally promising. There's a widespread belief in the concept of the "new era," which suggests that the rules of the past no longer apply. We're told that we're in a period of sustained economic growth and that the stock market will continue to climb, driven by America's industrial prowess and the seemingly endless demand for consumer goods.

I'm advising my clients to buy and hold. The strategy of "buying on the dips" has been working wonderfully, as any slight drop in stock prices is seen as a temporary blip, quickly followed by new highs. Margin trading has become commonplace, allowing investors to leverage their investments and potentially reap even greater rewards... ..

In summary, my outlook is bullish. I believe that the stock market will continue to offer substantial returns, and I'm encouraging my clients to participate in this seemingly endless upward trajectory. Of course, I keep an ear to the ground for any signs of change, but for now, the music is playing, and we're all dancing.

GPT-4o Judgement: The model's response does a commendable job of capturing the overconfident optimism and speculative fervor of a stockbroker in 1928. Here's the analysis based on the response:

1. ****Optimism and Frenzy**:** The response effectively conveys a sense of euphoric optimism inherent to the period, with vivid imagery like "stocks are soaring higher than a flapper's hemline" and the comparison to a "gold rush." This aligns well with the expected belief in endless growth.

2. ****Speculative Behavior**:** It highlights the widespread participation in the stock market, from varied segments of society, suggesting the speculative frenzy of the time.

... ..

Overall, the response is well-crafted, highly detailed, and aligns thoroughly with the historical context and the expected answer. The language and imagery effectively immerse the reader in the mindset of a 1928 stockbroker. Based on these points, the model's representation is outstanding. **[[5]]**

Figure 17: An example of GLM-4 after AdaORPO improvement.