

Possibility of quantum Hall effect in neutron star environment: A chiral model approach

Dani Rose J Marattukalam, Ashutosh Dwibedi, Sourodeep De and Sabyasachi Ghosh
Indian Institute of Technology Bhilai, Kutelabhata, Khapri, Durg, 491002, Chhattisgarh, India

A high baryon density and strong magnetic fields are expected in peripheral collisions in heavy-ion collision experiments, such as the upcoming CBM experiment at FAIR in Germany and NICA in Russia. Such densities are also likely in the core of massive neutron stars, possibly with mixed quark-hadron phases. We employed the chiral effective model to obtain the constituent quark mass in this non-perturbative QCD regime. A quantized version of conductivity and resistivity is found reliable in the quantum domain of low density and high magnetic fields. Landau quantization gives rise to phenomena similar to SdH oscillations and quantum Hall effect in this regime. We have used a density-dependent magnetic field to observe SdH-type oscillations and the possibility of the quantum Hall effect in the interior of neutron stars where the magnetic field varies as a function of the baryon density. Our results indicate the possibility of observing the quantum Hall effect in a neutron star environment as well as in heavy-ion collision of CBM and NICA experiments.

I. INTRODUCTION

The study of stellar remnants formed in the aftermath of supernova explosions like the white dwarfs, neutron stars and other astrophysical objects — which are subject to conditions of high densities and magnetic fields [1] — has been an active area of research and has attracted the attention of astrophysicists and theoretical physicists alike. Various studies have shown the strength of the magnetic field on the surface of the neutron star to be of the order of 10^{12}G to 10^{15}G [2]. Due to intense pressure in the interior of neutron/hybrid/quark stars, the supposed hadron matter can undergo deconfinement due to asymptotic freedom [3]. Attempts have been made to obtain the equation of state (EOS) of neutron stars and other compact objects using effective field theories [4–9] where the behaviour of the nuclear matter is modelled by the application of scalar attractive and vectorial repulsive mesons. It is their interplay which dictates the EOS of these astrophysical objects.

In the context of the QCD phase diagram, systems like the atomic nuclei and neutron stars correspond to conditions of low temperatures and high density and are often referred to as cold nuclear matter. On the other end of the spectrum are the hot and dense phases, such as the quark-gluon plasma that existed in the early universe just after the Big Bang. Ultra-relativistic heavy-ion collision experiments at the Large Hadron Collider (LHC) at CERN and Relativistic Heavy Ion Collider (RHIC) in BNL probe matter at high temperatures and nearly vanishing net baryon densities [10, 11], while the upcoming facilities of Compressed Baryonic Matter (CBM) experiment in FAIR and Nuclotron-based Ion Collider fAcility (NICA) at JINR will probe the highest baryonic densities ever obtained in laboratory environments [12–15] at which mixed quark-hadron phases are expected. Though not strictly degenerate matter, we can safely use the $T = 0$ approximation as a first estimate to describe matter at high baryon densities and low temperatures.

Observables like the charge-dependent directed flow in heavy ion collisions [16] provide hints of high magnetic fields and can constrain electrical conductivity calculations. Throughout the last decade, numerous research [17–54] was done to understand the properties of nuclear matter at finite magnetic fields motivated by the possibility of high magnetic field production in RHIC ($eB \sim 10 m_\pi^2$) and LHC ($eB \sim 20 m_\pi^2$) experiments. Despite being an older subject, the study of finite and high magnetic fields in neutron star environments [43–45] still attracts considerable scientific interest [46–48]. The topic of dense QCD matter at finite magnetic fields, characterized by low temperature and high density, is gaining momentum in the context of future experimental facilities at CBM and NICA. As far as RHIC or LHC matter is concerned, we find two well-practised methods for the calculation of transport coefficients — the relaxation time approximation in kinetic theory [22, 24–32] and the diagrammatic Kubo-type formalisms [18, 33–36]. Calculations including the HRG model [21, 37, 38, 55], NJL model [18, 56], quasiparticle approach [57] and magnetohydrodynamics [39–41] are documented. Finite density calculations considering quark and hadronic phases in neutron stars are carried out in [42]. Magnetohydrodynamics description of plasma in the neutron stars [43] and transport coefficients, including electrical conductivity [44–47] and thermal conductivity [48], were always topics of interest. Refs. [49, 50] use lattice simulations in the quenched SU(2) theory to study the effect of external magnetic fields on electrical conductivity.

However, in the strong magnetic field limit, the transport coefficients are quantized [51–54]. Two interesting macroscopic manifestations of Landau quantization are the Shubnikov-de Haas (SdH) oscillations and the Quantum Hall Effect (QHE). This quantization is expected to manifest in observables in the neutron star environment. The possibility of observation of the Quantum Hall Effect in neutron stars where the Hall component of conductivity and

resistivity is quantized into distinct plateaus was discussed in [52], considering massless quark matter. Calculations show periodic oscillations in the electrical conductivity of quarks due to Landau quantization similar to the Shubnikov-de Haas (SdH) oscillations observed in electronic systems at high magnetic fields and low temperatures. Similar estimates of electrical conductivity due to degenerate electrons in the outer envelopes of magnetized neutron stars are reported in [44]. The present work intends to explore the possibility of these SdH/QHE oscillations in low temperature, high magnetic field conditions present in the interior of the neutron star and the upcoming CBM/NICA experiments. A net baryon density up to 2-6 times the nuclear saturation density is expected in the reaction zone of the nuclear collisions at CBM energies [14]. Such densities are also expected in the core of massive neutron stars [58]. Lattice QCD calculations are restricted to the low density region due to the numerical sign problem.

One can use different effective QCD models for moderately high (baryon) density or chemical potential. One such effective QCD model is the chiral model [59–62] adopted in the present work. According to this model, the quark condensate and constituent quark mass decreases as density or chemical potential increases. At huge (baryon) density or chemical potential, the condensate is expected to melt down to restore chiral symmetry, and the constituent quark mass converts to the current quark mass where perturbative QCD (pQCD) calculations are valid. Thus, the chiral model provides a non-pQCD estimation along the intermediate density domain where both LQCD and pQCD techniques fail. This work aims to provide a realistic, non-pQCD estimation of the electrical conductivity and resistivity components in the presence of a magnetic field, building on preliminary estimates made in [52] using a simple, density-independent current quark mass.

The rest of the paper is organized as follows: Section II A describes the chiral effective model and the calculation of constituent quark mass from the quark condensates. In Section II B, we discuss the classical and quantum expressions of electrical conductivity and resistivity in the relaxation time approximation of kinetic theory. In Section III, we discuss in detail our results on the electrical conductivity and resistivity of a degenerate quark system described in terms of both the constituent and current quark masses. We also present a more realistic estimate of the same in the interior of a neutron star where the magnetic field varies with the baryon density. We summarize our study in Section IV.

II. FORMALISM

A. Constituent quark mass from chiral effective model

In this section, we describe and use the chiral effective model to obtain the expressions for constituent quark masses. The chiral model is based on the principles of chiral symmetry breaking and the broken scale invariance of QCD. In this model, we start with a Lagrangian density, having kinetic part, \mathcal{L}_{kin} and other parts that include the baryon - scalar meson interaction term \mathcal{L}_{BX} , the spontaneous chiral symmetry breaking term given by meson - meson interaction \mathcal{L}_{SSB} , the QCD scale invariance breaking term $\mathcal{L}_{scale-break}$, and the explicit chiral symmetry breaking term \mathcal{L}_{ESB} [7–9, 59–63]. The effective Lagrangian \mathcal{L} thus contains the following terms:

$$\mathcal{L} = \mathcal{L}_{kin} + \mathcal{L}_{BX} + \mathcal{L}_{SSB} + \mathcal{L}_{scale-break} + \mathcal{L}_{ESB}. \quad (1)$$

where,

$$\mathcal{L}_{BX} = - \sum_{i=n,p} \bar{\psi}_i m_i^* \psi_i, \quad (2)$$

$$\begin{aligned} \mathcal{L}_{SSB} = & -\frac{1}{2}k_0\chi^2(\sigma^2 + \zeta^2 + \delta^2) + k_1(\sigma^2 + \zeta^2 + \delta^2)^2 + k_2\left(\frac{\sigma^4}{2} + \frac{\delta^4}{2} + 3\sigma^2\delta^2 + \zeta^4\right) \\ & + k_3\chi(\sigma^2 - \delta^2)\zeta - k_4\chi^4, \end{aligned} \quad (3)$$

$$\mathcal{L}_{scale-break} = -\frac{1}{4}\chi^4 \ln \frac{\chi^4}{\chi_0^4} + \frac{d}{3}\chi^4 \ln \left(\frac{(\sigma^2 - \delta^2)\zeta}{\sigma_0^2\zeta_0} \left(\frac{\chi}{\chi_0} \right)^3 \right), \quad (4)$$

$$\mathcal{L}_{ESB} = -\left(\frac{\chi}{\chi_0}\right)^2 Tr \left[diag \left(\frac{1}{2}m_\pi^2 f_\pi (\sigma + \delta), \frac{1}{2}m_\pi^2 f_\pi (\sigma - \delta), \left(\sqrt{2}m_K^2 f_K - \frac{1}{\sqrt{2}}m_\pi^2 f_\pi \right) \zeta \right) \right]. \quad (5)$$

Here,

$$m_i^* = -g_{\sigma i}\sigma - g_{\zeta i}\zeta - g_{\delta i}\delta \quad (6)$$

is the effective mass of the baryon field ψ_i . Since we are considering nuclear matter, $i = p, n$ stand for proton and neutron, respectively. σ, δ and ζ are the scalar fields, and χ is the dilaton field. The values of the baryon-meson couplings are given by $g_{\sigma p} = g_{\sigma n} = 10.567$, $g_{\zeta p} = g_{\zeta n} = -0.467$, and the values of decay constants and masses of mesons are $f_\pi = 93.3$ MeV, $f_K = 122.143$ MeV, $m_\pi = 139$ MeV and $m_K = 498$ MeV.

Comparing Eq. (5) in the frozen glue-ball limit ($\chi = \chi_0$) with the explicit chiral symmetry breaking term in the QCD Lagrangian,

$$\mathcal{L}_{ESB}^{QCD} = -Tr \left[diag(m_u \bar{u}u, m_d \bar{d}d, m_s \bar{s}s) \right], \quad (7)$$

we have,

$$m_u \langle \bar{u}u \rangle = \frac{1}{2} m_\pi^2 f_\pi (\sigma + \delta), \quad (8)$$

$$m_d \langle \bar{d}d \rangle = \frac{1}{2} m_\pi^2 f_\pi (\sigma - \delta), \quad (9)$$

$$m_s \langle \bar{s}s \rangle = \left(\sqrt{2} m_K^2 f_K - \frac{1}{\sqrt{2}} m_\pi^2 f_\pi \right) \zeta. \quad (10)$$

The equations of motion for the fields σ, ζ, δ and χ , obtained from the Lagrangian density in Eq. (1), are [7, 9, 59, 60, 63]

$$k_0 \chi^2 \sigma - 4k_1 \sigma (\sigma^2 + \zeta^2 + \delta^2) - 2k_2 (\sigma^3 + 3\sigma \delta^2) - 2k_3 \chi \sigma \zeta - \frac{d}{3} \chi^4 \left(\frac{2\sigma}{\sigma^2 - \delta^2} \right) + \left(\frac{\chi}{\chi_0} \right)^2 m_\pi^2 f_\pi - \sum_i g_{\sigma i} \rho_i^s = 0, \quad (11)$$

$$k_0 \chi^2 \zeta - 4k_1 \zeta (\sigma^2 + \zeta^2 + \delta^2) - 4k_2 \zeta^3 - k_3 \chi (\sigma^2 - \delta^2) - \frac{d}{3} \frac{\chi^4}{\zeta} + \left(\frac{\chi}{\chi_0} \right)^2 \left[\sqrt{2} m_K^2 f_K - \frac{1}{\sqrt{2}} m_\pi^2 f_\pi \right] - \sum_i g_{\zeta i} \rho_i^s = 0, \quad (12)$$

$$k_0 \chi^2 \delta - 4k_1 \delta (\sigma^2 + \zeta^2 + \delta^2) - 2k_2 \delta (\delta^2 + 3\sigma^2) + 2k_3 \chi \delta \zeta + \frac{2}{3} d \chi^4 \left(\frac{\delta}{\sigma^2 - \delta^2} \right) - \sum_i g_{\delta i} \rho_i^s = 0, \quad (13)$$

$$k_0 \chi (\sigma^2 + \zeta^2 + \delta^2) - k_3 \zeta (\sigma^2 - \delta^2) + \chi^3 \left[1 + 4 \ln \frac{\chi}{\chi_0} \right] + (4k_4 - d) \chi^3 - \frac{4}{3} d \chi^3 \ln \left[\left(\frac{(\sigma^2 - \delta^2) \zeta}{\sigma_0^2 \zeta_0} \right) \left(\frac{\chi}{\chi_0} \right)^3 \right] + \left(\frac{2\chi}{\chi_0} \right) \left[m_\pi^2 f_\pi \sigma + \left(\sqrt{2} m_K^2 f_K - \frac{1}{\sqrt{2}} m_\pi^2 f_\pi \right) \zeta \right] = 0, \quad (14)$$

where $\rho_i^s \equiv \langle \bar{\psi}_i \psi_i \rangle$ is the scalar density of the i^{th} baryon while $\rho_i \equiv \langle \psi_i^\dagger \psi_i \rangle$ is the baryon density whose integral expressions are,

$$\rho_i = 2 \frac{4\pi}{(2\pi)^3} \int_0^{p_{Fi}} p^2 dp = \frac{p_{Fi}^3}{3\pi^2}, \quad (15)$$

$$\rho_i^s = 2 \frac{4\pi}{(2\pi)^3} \int_0^{p_{Fi}} \frac{m_i^*}{E_i^*} p^2 dp = \frac{m_i^*}{2\pi^2} \left[p_{Fi} E_{Fi}^* - m_i^{*2} \ln \left(\frac{p_{Fi} + E_{Fi}^*}{m_i^*} \right) \right], \quad (16)$$

with $E_{Fi}^* = \sqrt{p_{Fi}^2 + m_i^{*2}}$. Solving the coupled Eqs. (11)-(14) along with Eqs. (15) and (16), one can obtain the values of σ, ζ, δ and χ as a function of baryon density ρ_i . In the present calculation, we use $\delta=0$ for simplicity. So the Eqs. (8) and (9) modify to,

$$m_q \langle \bar{q}q \rangle = \frac{1}{2} m_\pi^2 f_\pi \sigma, \quad (17)$$

where $m_q = (m_u + m_d)/2$ is the current quark mass and $\langle \bar{q}q \rangle$ is the quark condensate. Using the density dependent σ in Eq. (17), one can obtain the density-dependent quark condensate $\langle \bar{q}q \rangle$. By normalizing the density-dependent quark condensate, we express the constituent u -quark mass as,

$$M_q(\rho_B) = \left(\frac{\langle \bar{q}q \rangle(\rho_B)}{\langle \bar{q}q \rangle(\rho_B = 0)} \right)^{1/3} M_q(\rho_B = 0), \quad (18)$$

where $\langle \bar{q}q \rangle(\rho_B = 0) = (263.5 \text{ MeV})^3$ and $M_q(\rho_B = 0) = 313 \text{ MeV}$ are the vacuum expectation values of the quark condensate and the constituent quark mass respectively. We assume the quark density ρ_q to be related to the baryon density ρ_B as $\rho_q = 3\rho_B$. The Fermi momentum of the quark matter is related to number density as $p_F = (6\pi^2\rho_q/g)^{1/3}$, where $g = g_s \times g_c = 2 \times 3 = 6$ is the product of spin and colour degeneracy. This gives the expression for quark chemical potential,

$$\mu_q = \sqrt{(3\pi^2\rho_B)^{2/3} + M_q^2(\rho_B)}, \quad (19)$$

where M_q is the constituent quark mass obtained from the quark condensate. Eq. (19) can be used to get both the ordinary chemical potential $\mu_q = \mu_q(\rho_B, m_q)$ and in-medium chemical potential $\mu_q = \mu_q(\rho_B, M_q(\rho_B))$.

In the next section, we will use this constituent quark mass to determine the electrical conductivity components in the limit $T \rightarrow 0$ within a kinetic theory framework.

B. Electrical conductivity in relaxation time approximation (RTA)

The electrical current density for a system of quarks, in the microscopic kinetic theory, is defined as [52]

$$J^i = gQ \int \frac{d^3\vec{p}}{(2\pi)^3} \frac{p^i}{E} \delta f, \quad (20)$$

where δf is the out-of-equilibrium contribution to the local equilibrium distribution function of the quark with degeneracy g momentum \vec{p} and energy $E = \sqrt{\vec{p}^2 + M^2}$. M is the mass of the constituent quark at finite baryon density, which is significantly higher than the current quark mass m . Here, we consider a single-flavoured system consisting of u -quarks with $Q = 2e/3$. Eq. (20) forms the basis of microscopic calculation of J^i in the Boltzmann Transport Equation (BTE) [64] based kinetic theory. This microscopic form, when compared with the macroscopic version of the current density given by Ohm's law, i.e., $J^i = \sigma^{ij} \tilde{E}^j$ with \tilde{E}^j being the electric field, provides us with the electrical conductivity tensor σ^{ij} . The kinetic evaluation of δf and the subsequent determination σ^{ij} can be carried out by solving the BTE for the quarks [52],

$$-\frac{f^0(1-f^0)}{ET} Q \tilde{E}^j p^j + Q \epsilon^{ijk} v^j B^k \frac{\partial \delta f}{\partial p^i} = -\frac{\delta f}{\tau_c}, \quad (21)$$

where $v^j = p^j/E$ and $f^0 = 1/(e^{(E-\mu_q)/T} + 1)$. At $T \rightarrow 0$ the conductivity tensor has the form,

$$\sigma^{ij} = gQ^2 \int \frac{d^3\vec{p}}{(2\pi)^3} \delta(\mu_q - E) \frac{\tau_c}{1 + (\tau_c/\tau_B)^2} \frac{p^i p^k}{E^2} \left[\delta^{jk} + \left(\frac{\tau_c}{\tau_B} \right)^2 b^j b^k + \frac{\tau_c}{\tau_B} \epsilon^{kjm} b^m \right], \quad (22)$$

which follows from $f^0 \xrightarrow{T=0} \theta(\mu_q - E)$ and $\frac{\partial f^0}{\partial E} \xrightarrow{T=0} \frac{\partial \theta(\mu_q - E)}{\partial E} = -\delta(\mu_q - E)$. Here, τ_c is the thermal relaxation time and $\tau_B = E/QB$ is the magnetic relaxation time. Readers can look into Refs. [18, 25, 52] for detailed discussion and derivation of the expression. In the following two subsections, we use Eq. (22) to determine the classical and quantized expressions of electrical conductivity components.

1. Classical expressions of electrical conductivity

For a relatively weak magnetic field B , one can obtain the classical components of the conductivity tensor σ^{ij} by using the relation,

$$\int \frac{d^3\vec{p}}{(2\pi)^3} p^i p^k = \int \frac{d^3p}{(2\pi)^3} \frac{p^2}{3} \delta^{ik}, \quad (23)$$

where $d^3p \equiv 4\pi^2 p dp$, as,

$$\sigma^{ij} = gQ^2 \int \frac{d^3p}{(2\pi)^3} \delta(\mu_q - E) \frac{\tau_c}{1 + (\tau_c/\tau_B)^2} \frac{p^2}{3E^2} \left[\delta^{ij} + \left(\frac{\tau_c}{\tau_B} \right)^2 b^i b^j + \frac{\tau_c}{\tau_B} \epsilon^{ijk} b^k \right]. \quad (24)$$

From Eq. (24), we can obtain the parallel $\sigma_{CM}^{\parallel} \equiv \sigma^{zz}$, perpendicular $\sigma_{CM}^{\perp} \equiv \sigma^{xx} = \sigma^{yy}$ and Hall $\sigma_{CM}^{\times} \equiv \sigma^{xy} = -\sigma^{yx}$ components of conductivity for a magnetic field $\vec{B} = B\hat{k}$ along the z -direction as,

$$\sigma_{CM}^{\parallel} = gQ^2 \int \frac{d^3p}{(2\pi)^3} \tau_c \delta(\mu_q - E) \frac{p^2}{3E^2} = \frac{Q^2}{\pi^2} \tau_c \frac{(\mu_q^2 - M^2)^{3/2}}{\mu_q}, \quad (25)$$

$$\sigma_{CM}^{\perp} = gQ^2 \int \frac{d^3p}{(2\pi)^3} \frac{\tau_c}{1 + (\tau_c/\tau_B)^2} \delta(\mu_q - E) \frac{p^2}{3E^2} = \frac{Q^2}{\pi^2} \tau_c^{\perp} \frac{(\mu_q^2 - M^2)^{3/2}}{\mu_q}, \quad (26)$$

$$\sigma_{CM}^{\times} = gQ^2 \int \frac{d^3p}{(2\pi)^3} \delta(\mu_q - E) \frac{\tau_c(\tau_c/\tau_B)}{1 + (\tau_c/\tau_B)^2} \frac{p^2}{3E^2} = \frac{Q^2}{\pi^2} \tau_c^{\times} \frac{(\mu_q^2 - M^2)^{3/2}}{\mu_q}, \quad (27)$$

where τ_c , $\tau_c^{\perp} \equiv \frac{\tau_c}{1 + (\tau_c/\tau_B)^2}$ and $\tau_c^{\times} \equiv \frac{\tau_c(\tau_c/\tau_B)}{1 + (\tau_c/\tau_B)^2}$ are the effective relaxation times along the parallel, perpendicular and Hall directions respectively. The delta function replaces E with the Fermi energy or the quark chemical potential μ_q , i.e., at $T \rightarrow 0$, $\tau_B = \frac{E}{QB} \rightarrow \frac{\mu_q}{QB}$. It should be noted that a physical solution exists only for $\mu_q > M$.

2. Quantized expressions of electrical conductivity

In the presence of strong magnetic fields, the conductivity of the system can be altered significantly due to the quantized cyclotron orbits of the quarks in the plane perpendicular to the direction of the magnetic field. The conductivity tensor σ^{ij} in Eq. (22) can be re-expressed by modifying the phase space integrals to incorporate the quantization of the quark momenta in the xy -plane while keeping p^z as a continuous variable, *i.e.*,

$$g_s \int \frac{d^3\vec{p}}{(2\pi)^3} \rightarrow \frac{QB}{(2\pi)^2} \sum_{l=0}^{\infty} \alpha_l \int d\phi \int \frac{dp^z}{2\pi}. \quad (28)$$

Eq. (22), along with the phase space discretization performed in Eq. (28), takes the form,

$$\sigma^{ij} = g_c Q^2 \int \frac{QB}{(2\pi)^2} \sum_{l=0}^{\infty} \alpha_l \int d\phi \int \frac{dp^z}{2\pi} \delta(\mu_q - E) \frac{\tau_c}{1 + (\tau_c/\tau_B)^2} \frac{p^i p^k}{E^2} \left[\delta^{jk} + \left(\frac{\tau_c}{\tau_B} \right)^2 b^j b^k + \frac{\tau_c}{\tau_B} \epsilon^{kjm} b^m \right]. \quad (29)$$

The quantized expressions of the parallel $\sigma_{QM}^{\parallel} \equiv \sigma^{zz}$, perpendicular $\sigma_{QM}^{\perp} \equiv \sigma^{xx} = \sigma^{yy}$ and Hall $\sigma_{QM}^{\times} \equiv \sigma^{xy}$ components of conductivity when $\vec{B} = B\hat{k}$ can be obtained from Eq. (29) as,

$$\sigma_{QM}^{\parallel} = 3Q^2 \sum_{l=0}^{\infty} \alpha_l \frac{QB}{(2\pi)^2} \int_{-\infty}^{\infty} \delta(\mu_q - E_l) \tau_c \frac{(p^z)^2}{E_l^2} dp^z = 6Q^2 \sum_{l=0}^{l_{max}} \alpha_l \frac{QB}{(2\pi)^2} \tau_c \frac{\sqrt{\mu_q^2 - M_l^2}}{\mu_q}, \quad (30)$$

$$\sigma_{QM}^{\perp} = 3Q^2 \sum_{l=0}^{\infty} l \alpha_l \frac{(QB)^2}{(2\pi)^2} \int_{-\infty}^{\infty} \delta(\mu_q - E_l) \frac{\tau_c}{1 + (\tau_c/\tau_B)^2} \frac{dp^z}{E_l^2} = 6Q^2 \sum_{l=0}^{l_{max}} l \alpha_l \frac{Q^2 B^2}{(2\pi)^2} \tau_c^{\perp} \frac{1}{\mu_q \sqrt{\mu_q^2 - M_l^2}}, \quad (31)$$

$$\sigma_{QM}^{\times} = 3Q^2 \sum_{l=0}^{\infty} l \alpha_l \frac{(QB)^2}{(2\pi)^2} \int_{-\infty}^{\infty} \delta(\mu_q - E_l) \frac{\tau_c(\tau_c/\tau_B)}{1 + (\tau_c/\tau_B)^2} \frac{dp^z}{E_l^2} = 6Q^2 \sum_{l=0}^{l_{max}} l \alpha_l \frac{Q^2 B^2}{(2\pi)^2} \tau_c^{\times} \frac{1}{\mu_q \sqrt{\mu_q^2 - M_l^2}}, \quad (32)$$

where we have B -dependent effective mass $M_l \equiv \sqrt{M^2 + 2lQB}$, Landau level energies $E_l \equiv \sqrt{(p^z)^2 + M_l^2}$ and effective relaxation times, $\tau_c^{\perp} \equiv \frac{\tau_c}{1 + (\tau_c/\tau_B)^2}$ and $\tau_c^{\times} \equiv \frac{\tau_c(\tau_c/\tau_B)}{1 + (\tau_c/\tau_B)^2}$. A physical solution exists only when $\mu > M_l$, which puts a constraint on the maximum number of Landau levels included,

$$\begin{aligned} M_l^2 &= M^2 + 2lQB < \mu_q^2 \\ \implies l &< \frac{\mu_q^2 - M^2}{2QB} \\ \implies l_{max} &= \text{Integer} \left[\frac{\mu_q^2 - M^2}{2QB} \right]. \end{aligned} \quad (33)$$

The conductivity matrix $[\sigma]$ for both classical and quantized expressions can be written as:

$$[\sigma] = \begin{pmatrix} \sigma^\perp & \sigma^\times & 0 \\ -\sigma^\times & \sigma^\perp & 0 \\ 0 & 0 & \sigma^\parallel \end{pmatrix}. \quad (34)$$

Another critical quantity, the resistivity, is defined by the relation $\tilde{E}^i \equiv \rho^{ij} J^j$. The resistivity matrix $[\rho]$ can be obtained by inverting the conductivity matrix $[\sigma]$ as,

$$[\rho] = \begin{pmatrix} \frac{\sigma^\perp}{(\sigma^\perp)^2 + (\sigma^\times)^2} & -\frac{\sigma^\times}{(\sigma^\perp)^2 + (\sigma^\times)^2} & 0 \\ \frac{\sigma^\times}{(\sigma^\perp)^2 + (\sigma^\times)^2} & \frac{\sigma^\perp}{(\sigma^\perp)^2 + (\sigma^\times)^2} & 0 \\ 0 & 0 & \frac{1}{\sigma^\parallel} \end{pmatrix}. \quad (35)$$

In general the resistivity matrix elements are given by,

$$\rho^\parallel = \rho^{zz} = \frac{1}{\sigma^\parallel}, \quad (36)$$

$$\rho^\perp = \rho^{xx} = \rho^{yy} = \frac{1}{1 + \left(\frac{\tau_c}{\tau_B}\right)^2} \frac{1}{\sigma^\perp} = \frac{\tau_c^\perp}{\tau_c} \frac{1}{\sigma^\perp}, \quad (37)$$

$$\rho^\times = -\rho^{xy} = \rho^{yx} = \frac{\frac{\tau_c}{\tau_B}}{1 + \left(\frac{\tau_c}{\tau_B}\right)^2} \frac{1}{\sigma^\perp} = \frac{\tau_c^\times}{\tau_c} \frac{1}{\sigma^\perp}. \quad (38)$$

Eqs. (36) - (38), along with Eqs. (25) - (27) and Eqs. (30) - (32) help us express the classical and quantized resistivity matrix elements as follows:

$$\rho_{CM}^\parallel = \rho_{CM}^\perp = \frac{\pi^2}{Q^2 \tau_c} \frac{\mu_q}{(\mu_q^2 - M^2)^{3/2}}, \quad (39)$$

$$\rho_{CM}^\times = \frac{\pi^2}{Q} \frac{B}{(\mu_q^2 - M^2)^{3/2}}, \quad (40)$$

$$\rho_{QM}^\parallel = \frac{2\pi^2}{3Q^3 B \tau_c} \left(\sum_{l=0}^{l_{max}} \alpha_l \frac{\sqrt{\mu_q^2 - M_l^2}}{\mu_q} \right)^{-1}, \quad (41)$$

$$\rho_{QM}^\perp = \frac{2\pi^2}{3Q^4 B^2 \tau_c} \left(\sum_{l=0}^{l_{max}} l \alpha_l \frac{1}{\mu_q \sqrt{\mu_q^2 - M_l^2}} \right)^{-1}, \quad (42)$$

$$\rho_{QM}^\times = \frac{2\pi^2}{3Q^3 B} \left(\sum_{l=0}^{l_{max}} l \alpha_l \frac{1}{\sqrt{\mu_q^2 - M_l^2}} \right)^{-1}. \quad (43)$$

III. RESULTS AND DISCUSSIONS

In this section, we provide a quantitative comparison of the conductivity components obtained from the relaxation time approximated (RTA) BTE in the limit $T \rightarrow 0$ at finite baryon density ρ_B . We consider a simplified system consisting of a single quark flavour - the u quark. We compare the conductivity components in two different scenarios, one where we use the current quark mass $m_q = (m_u + m_d)/2 = 4.63$ MeV and the other where we consider density-dependent in-medium constituent quark mass $M_q(\rho_B)$ obtained using the chiral effective model described in Sec. II A. The results are compared in the classical (unquantized) and quantized picture. Through this step-by-step comparison, we observe the variation in conductivity components as a function of magnetic field and baryon density. The estimated values of the conductivities are relevant for the dense cold matter expected to be present in the core of neutron stars and the reaction zone of accelerator facilities at CBM/NICA.

In Fig. (1), we display the variation of current quark chemical potential $\mu_q(\rho_B, m_q)$ (red dotted line), constituent quark mass $M_q = M_q(\rho_B)$ (blue solid line) and constituent quark chemical potential $\mu_q = \mu_q(\rho_B, M_q(\rho_B))$ (red dashed

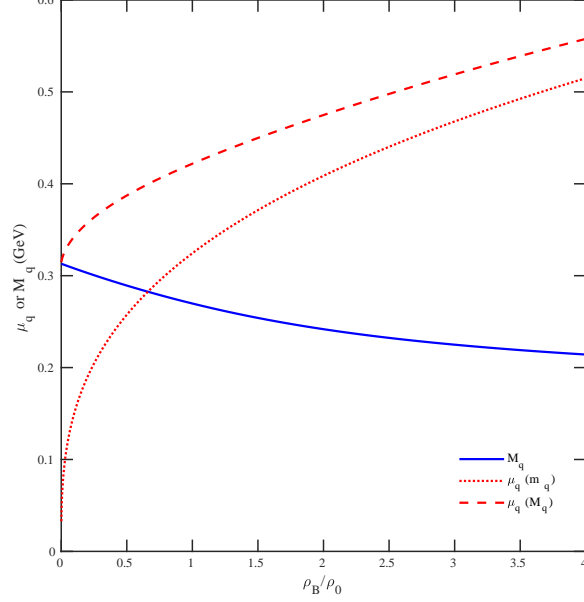


FIG. 1: The variation of the quark chemical potential μ_q and constituent quark mass M_q obtained using the chiral effective model as a function of the scaled baryon density ρ_B/ρ_0 .

line) as a function of the scaled baryon density ρ_B/ρ_0 , where $\rho_0 = 0.15 \text{ fm}^{-3}$ is the nuclear saturation density. The current quark chemical potential $\mu_q(\rho_B, m_q)$ increases monotonically with a gross dependence of $\rho_B^{1/3}$ at high ρ_B . This behaviour follows from Eq. (19), where one gets $\mu_q = \rho_B^{1/3}$ in the limit of zero current quark mass m_q . The constituent quark mass M_q is proportional to the quark condensate $\langle \bar{q}q \rangle$. As the $\langle \bar{q}q \rangle$ value decreases with increasing baryon density, the plot shows a decrease in $M_q(\rho_B)$ with increasing ρ_B following Eq. (18). For the in-medium constituent quark chemical potential $\mu_q(\rho_B, M_q(\rho_B))$ (red dashed line), we notice that it has a positive vertical shift in comparison to the $\mu_q(\rho_B, m_q)$ (red dotted line) accounting for the large constituent quark mass $M_q = 312.97 \text{ MeV}$ at $\rho_B \rightarrow 0$ in comparison to the current quark mass $m_q = 4.63 \text{ MeV}$. The difference between the two chemical potentials decreases as one goes to higher baryon density owing to the decrease in M_q with increasing ρ_B . This feature is evident in the plot where the red dotted curve approaches the red dashed curve as ρ_B increases.

Magnetic fields create anisotropy in a system by singling out a specific direction in space, making the conductivity components different in different directions. For a magnetic field along the z -axis, we have three different conductivity components — parallel conductivity $\sigma^{\parallel} = \sigma^{zz}$, perpendicular conductivity $\sigma^{\perp} = \sigma^{xx} = \sigma^{yy}$ and Hall conductivity $\sigma^{\times} = \sigma^{xy} = -\sigma^{yx}$ — whose expressions are set down in Sec. II B. For the classical consideration, Eqs. (25)-(27) can be used to see the variation of conductivity in two different scenarios — first, by using the current quark mass m_q and chemical potential μ_q , i.e., $\sigma_{CM}^{\parallel, \perp, \times}(\mu_q(\rho_B, m_q), m_q, B) \equiv \sigma_{CM}^{\parallel, \perp, \times}(\rho_B, m_q, B)$ and second, by employing the constituent quark mass M_q and chemical potential μ_q obtained with the help of chiral model in Sec. II A i.e., $\sigma_{CM}^{\parallel, \perp, \times}(\mu_q(\rho_B, M_q(\rho_B)), M_q(\rho_B), B) \equiv \sigma_{CM}^{\parallel, \perp, \times}(\rho_B, M_q, B)$. Similarly, for the quantized picture of the magnetic field Eqs. (30)-(32) can be used to see the variation in the conductivities $\sigma_{QM}^{\parallel, \perp, \times}(\rho_B, m_q, B)$ and $\sigma_{QM}^{\parallel, \perp, \times}(\rho_B, M_q, B)$ for the current quark and constituent quark descriptions respectively. Throughout this discussion, the subscripts CM and QM stand for the classical expression (without Landau quantization) and the quantized description (including Landau quantization) respectively, and we assume a momentum average relaxation time $\tau_c = 5 \text{ fm}$.

In Fig. (2), we have displayed both the conductivity (left panel) and resistivity (right panel) components as a function of scaled baryon density ρ_B/ρ_0 at a fixed magnetic field $eB = 1 \text{ m}_{\pi}^2$. The changes in the classical parallel conductivity $\sigma_{CM}^{\parallel} = \sigma_{CM}^{\parallel}(\rho_B, m_q)$ (red dashed line) with respect to ρ_B/ρ_0 is shown at the top of the left panel. In the high baryon density limit, an approximate variation $\sigma_{CM}^{\parallel} \propto \rho_B^{2/3}$ is observed as $\sigma_{CM}^{\parallel} \propto \rho_B / \sqrt{(3\pi^2 \rho_B)^{2/3} + m_q^2} \xrightarrow{m_q=0} (\frac{1}{3\pi^2})^{1/3} \rho_B^{2/3}$. $\sigma_{CM}^{\parallel}(\rho_B, M_q)$ (blue dashed line) calculated with the effective mass obtained from the chiral model follows the same overall trend. However, the magnitude is significantly suppressed in the low baryon density regime ($\rho_B = 0.1\rho_0 - 1\rho_0$), and the conductivity approaches the curve for $\sigma^{\parallel}(\rho_B, m_q)$ as ρ_B increases. Similar suppressions

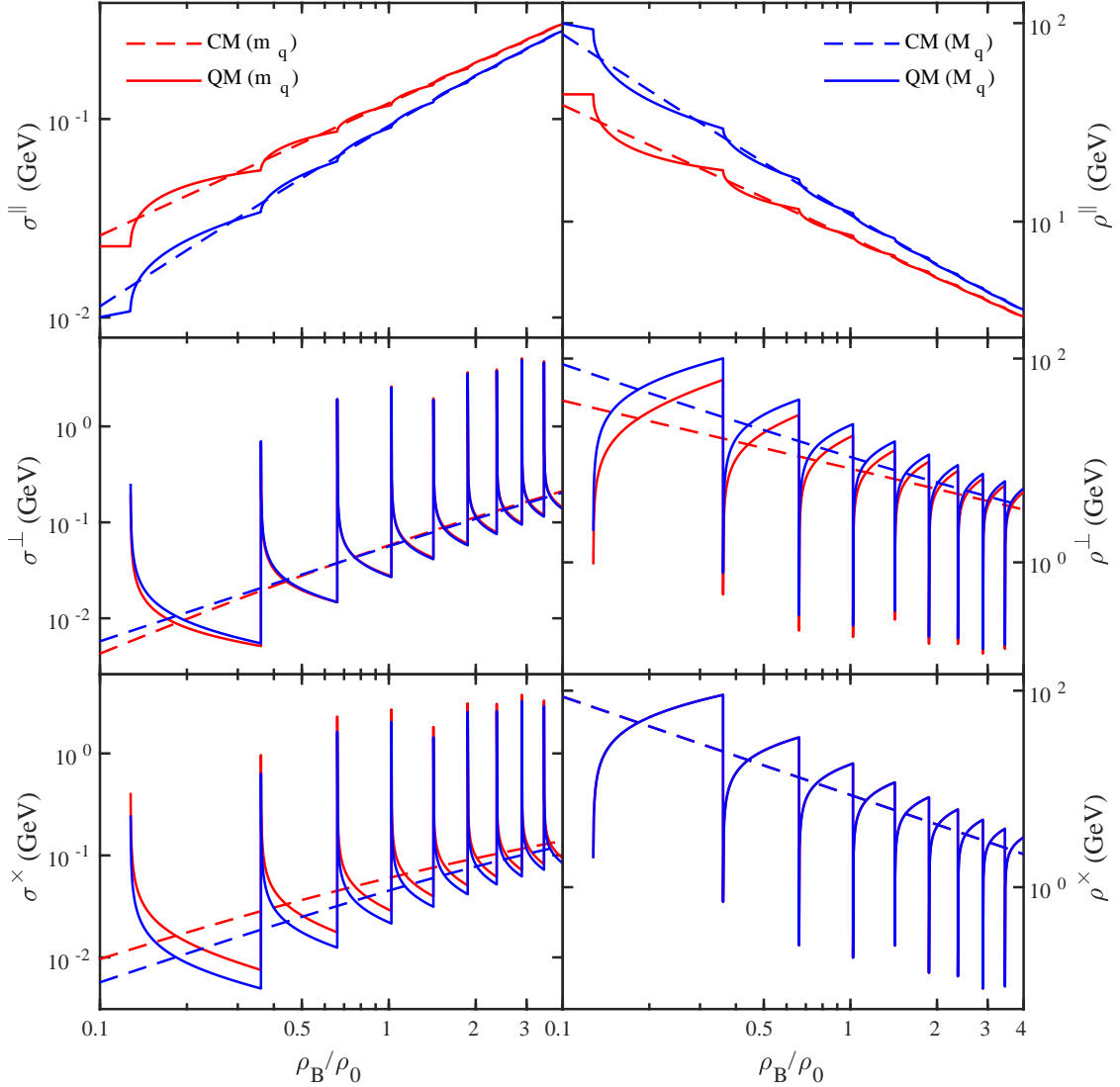


FIG. 2: The variation of different components of electrical conductivity (left panel) and resistivity (right panel) as a function of scaled baryon density ρ_B/ρ_0 for a constant magnetic field $eB = 1 m_\pi^2$.

are also seen in $\sigma^{\perp,\times}(\rho_B, M_q)$ in comparison to $\sigma^{\perp,\times}(\rho_B, m_q)$. The increasing values of the classical conductivities $\sigma_{CM}^{\parallel,\perp,\times}$ and the merging of $\sigma_{CM}^{\parallel,\perp,\times}(\rho_B, M_q)$ with $\sigma_{CM}^{\parallel,\perp,\times}(\rho_B, m_q)$ at very high baryon densities can be understood by combining Eq. (19) with Eqs. (25)-(27),

$$\sigma_{CM}^{\parallel,\perp,\times}(\rho_B, m_q, B) = \frac{Q^2}{3} \tau_c^{\parallel,\perp,\times} \frac{\rho_B}{\sqrt{(3\pi^2 \rho_B)^{2/3} + m_q^2}}, \quad (44)$$

$$\sigma_{CM}^{\parallel,\perp,\times}(\rho_B, M_q, B) = \frac{Q^2}{3} \tau_c^{\parallel,\perp,\times} \frac{\rho_B}{\sqrt{(3\pi^2 \rho_B)^{2/3} + M_q^2}}. \quad (45)$$

Since $M_q > m_q$ and the difference between them decreases as ρ_B increases, we get from Eq. (44)-(45) the pattern which is observed in the left panel of Fig. (2) for the classical components of conductivity.

The quantized components of the conductivity $\sigma_{QM}^{\parallel,\perp,\times}$ are also presented in the left panel of the Fig. (2) at a fixed magnetic field, $B = 1 m_\pi^2$ with respect to ρ_B/ρ_0 . The parallel conductivity $\sigma_{QM}^{\parallel}(\rho_B, m_q)$ (red solid line) increases with ρ_B and aligns with the $\sigma_{CM}^{\parallel}(\rho_B, m_q)$ (red dashed line) at high baryon density $\rho_B \sim 4\rho_0$. Similarly does the

components $\sigma_{CM}^{\parallel}(\rho_B, M_q)$ (blue dashed line) and $\sigma_{QM}^{\parallel}(\rho_B, M_q)$ (blue solid line) computed considering the constituent quark mass M_q . The oscillating pattern in quantized conductivities $\sigma_{QM}^{\parallel, \perp, \times}$ is an outcome of the Landau quantization with kinks corresponding to the addition of each new Landau level. This has been previously discussed in similar contexts in Refs. [33, 34, 52–54].

On the other hand, the resistivity components $\rho^{\parallel, \times, \perp}(\rho_B, M_q \text{ or } m_q, 1m_\pi^2)$ are presented in the right panel of Fig. (2) showing trends in accordance with Eqs. (39)-(43). The parallel and perpendicular components of the classical resistivity $\rho_{CM}^{\parallel, \perp}(\rho_B, m_q)$ (red dashed line) and $\rho_{CM}^{\parallel, \perp}(\rho_B, M_q)$ (blue dashed line) decrease with increasing ρ_B , and the components with the constituent quark mass M_q lies above the ones with current quark mass m_q since $M_q > m_q$. These behaviours can be easily verified by resorting to Eqs. (39) and (19), which give,

$$\rho_{CM}^{\parallel, \perp}(\rho_B, m_q, B) = \frac{1}{3Q^2\tau_c} \frac{\sqrt{(3\pi^2\rho_B)^{2/3} + m_q^2}}{\rho_B}, \quad (46)$$

$$\rho_{CM}^{\parallel, \perp}(\rho_B, M_q, B) = \frac{1}{3Q^2\tau_c} \frac{\sqrt{(3\pi^2\rho_B)^{2/3} + M_q^2}}{\rho_B}. \quad (47)$$

The classical Hall resistivity ρ_{CM}^{\times} also decreases with ρ_B , consistent with Eq. (40). Interestingly, the mass modification of the quarks at finite baryon density (constituent quark mass) has no effect on ρ_{CM}^{\times} as the expression (40) can be written in terms of baryon density as $\rho_{CM}^{\times} = B/3Q\rho_B$, independent of the quark mass. This results in the blue and red dashed curves coinciding in the bottom right panel. The curves of ρ_{QM}^{\times} with the current quark mass and constituent quark mass also coincide in agreement with expression (43) rewritten in terms of baryon density ρ_B as,

$$\rho_{QM}^{\times}(\rho_B, B) = \frac{2\pi^2}{3|Q|^3B} \left(\sum_{l=0}^{l_{max}} l\alpha_l \frac{1}{\sqrt{(3\pi^2\rho_B)^{2/3} - 2l|Q|B}} \right)^{-1}, \quad (48)$$

which again is independent of the quark mass.

In Fig. (3) we have shown the variation of both classical and quantized conductivities (left panel) and resistivities (right panel) as a function of B -field at a constant quark chemical potential $\mu_q = 0.38$ GeV. This corresponds to a baryon density of $1.6\rho_0$ for the current quark mass m_q , and a baryon density of $0.75\rho_0$ for a constituent quark mass of $M_q = 0.239$ GeV. The classical parallel components of the conductivity $\sigma_{CM}^{\parallel}(m_q)$ (red dashed line) and $\sigma_{CM}^{\parallel}(M_q)$ (blue dashed line) remain constant as they are independent of the magnetic field. On the other hand, the classical perpendicular conductivities $\sigma_{CM}^{\perp}(m_q, B)$ and $\sigma_{CM}^{\perp}(M_q, B)$ decrease with increasing magnetic field. This can be understood from Eq. (26), where one observes that σ_{CM}^{\perp} is dependent on B -field only through the effective relaxation time $\tau_c^{\perp} = \tau_c/(1 + (\tau_c/\tau_B)^2) = \tau_c/(1 + (QB\tau_c/\mu_q)^2)$, which decreases with increasing magnetic fields. In addition, we observe that the classical Hall conductivities $\sigma_{CM}^{\times}(m_q, B)$ and $\sigma_{CM}^{\times}(M_q, B)$ first increase to a maximum and then decrease. This is evident in Eq. (27), where the expression of σ_{CM}^{\times} is dependent on B via the effective relaxation time $\tau_c^{\times} = \tau_c(\tau_c/\tau_B)/(1 + (\tau_c/\tau_B)^2)$. With $y = \tau_c/\tau_B = QB\tau_c/\mu_q$ we have, $\tau_c^{\times} = \tau_c y/(1 + y^2)$. The factor $y/(1 + y^2)$ increases with y and has a maximum value of $1/2$ at $y = 1$ (or when $\tau_c = \tau_B$) and then decreases to zero as $y \rightarrow \infty$. Once we consider the constituent quark mass, the conductivity components (blue dashed curves) are significantly reduced in every direction compared to the current quark mass values (red dashed curves).

The variation of quantized conductivities with the magnetic field show oscillations with kinks similar to those observed for QM curves when plotted against ρ_B . Virtually, the oscillation interval decreases as one moves from high to low magnetic fields and low to high densities, suggesting a link between distinct oscillation intervals and the quantization of conductivity. Broadly speaking, high magnetic fields and low density regions belong to the quantum domain. At the same time, continuous phase space integrals can give reasonably accurate predictions in the classical domain of low magnetic field and high density. One can use the technique of ζ -regularization, as given in [52], to eliminate the oscillating pattern and obtain a continuous envelope to the quantum curves. Merging of CM and QM curves in the high density and low magnetic field domains can be more explicit in such a plot.

The variation of the resistivity components $\rho^{\parallel, \perp, \times}$ as a function of B shown in the right panel of Fig. (3) depict almost reciprocal behaviours to that of conductivity with few changes as expected from Eqs. (39)-(43). The resistivity components $\rho^{\parallel, \perp, \times}(M_q, B)$ are enhanced compared to $\rho^{\parallel, \perp, \times}(m_q, B)$. We see the components $\rho_{CM}^{\parallel, \perp}$ remain constant as they are independent of B , while ρ_{CM}^{\times} increases linearly with B , *i.e.*, $\rho_{CM}^{\times} \propto B$, which is traditionally associated with the classical Hall effect.

So far, we discussed the dependence of electrical conductivity and resistivity on the baryon density and magnetic field. We observe Shubnikov-de Haas (SdH) type oscillations in the conductivity and resistivity components as a function of baryon density and magnetic fields. Quantization of Hall conductivity and resistivity are also observed.

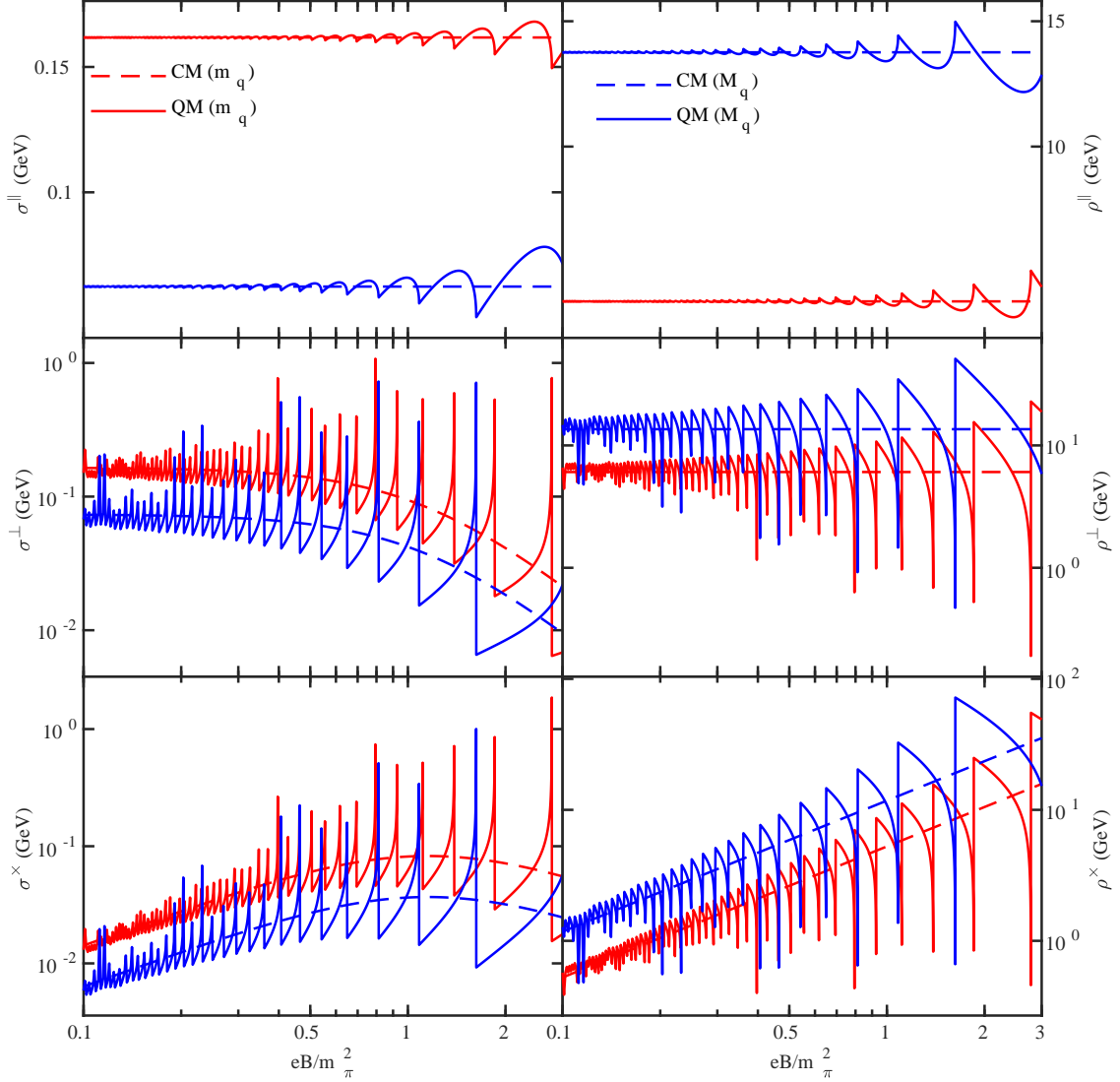


FIG. 3: The variation of different components of electrical conductivity (left panel) and resistivity (right panel) as a function of magnetic field B at a constant quark chemical potential $\mu_q = 0.38$ GeV.

In condensed matter physics, SdH oscillations and QHE [65–69] are well-studied phenomena (typically with $\mu \sim \text{eV}$ and $T \sim \text{meV}$, *i.e.*, $\mu/T \gg 1$) in the limit $T \rightarrow 0$. Similarly, in the high energy regime we expect to observe these phenomena in the $T \rightarrow 0$ limit (with $\mu \sim \text{GeV}$ and $T \sim \text{MeV}$, *i.e.*, $\mu/T \gg 1$) attainable in dense cold nuclear matter like the interior of a neutron star.

As we move from the surface to the core of a neutron star, the density and the magnetic field increases gradually. Following the parametrization in [70], we can write the variation of magnetic field B from the centre to the surface of a neutron star as a function of the baryon density ρ_B ,

$$B(\rho_B/\rho_0) = B_{surf} + B_0[1 - \exp(-\beta(\rho_B/\rho_0)^\gamma)], \quad (49)$$

where the parameters chosen are $\beta=0.01$ and $\gamma=3$. B_{surf} is the field at the surface of the star, equal to 10^{14} G, and B_0 is the maximum field at the centre, taken to be 5×10^{18} G suggesting the magnetic field increases from the surface to the core of the neutron star. We use this relation between baryon density and magnetic field to obtain a more realistic plot of how electrical conductivity and resistivity changes as one moves from the surface to the core of a neutron star. The seemingly opposite effects of baryon density and magnetic field with regard to the quantization of electrical conductivity and resistivity can give rise to a rather unique conductivity/resistivity profile in neutron stars.

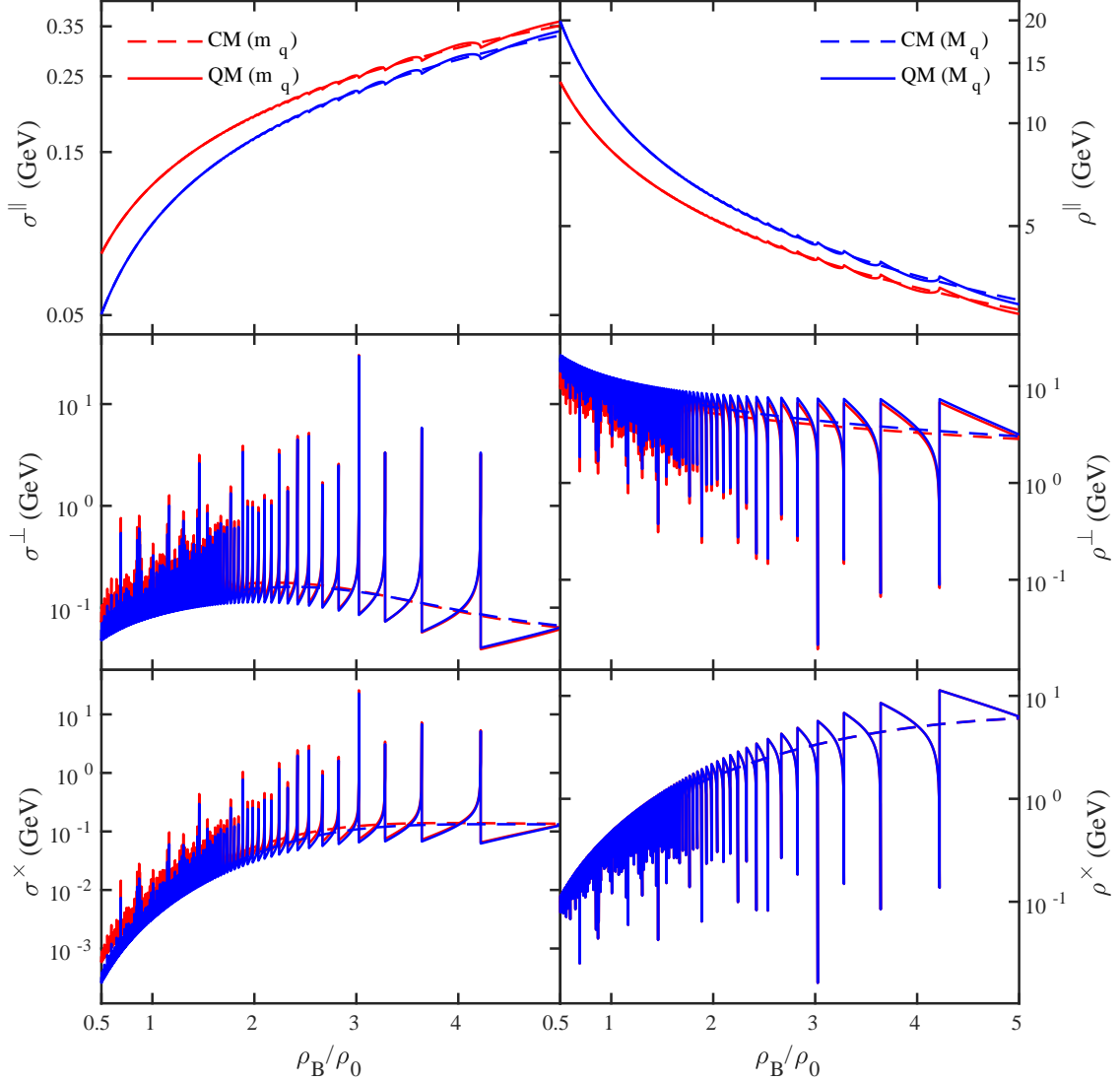


FIG. 4: The variation of different components of electrical conductivity (left panel) and resistivity (right panel) as a function of scaled baryon density ρ_B/ρ_0 expected in the interior of a neutron star where the magnetic field varies as a function of baryon density as given in Eq. (49).

In Fig. (4), we sketch the components of electrical conductivity $\sigma^{\parallel,\perp,\times}(\rho_B, B(\rho_B))$ (left panel) and resistivity $\rho^{\parallel,\perp,\times}(\rho_B, B(\rho_B))$ (right panel) as a function of baryon density. Here, the magnetic field varies with the baryon density following the relation in Eq. (49). The parallel conductivity σ_{CM}^{\parallel} increases with the baryon density while the perpendicular σ_{CM}^{\perp} and Hall σ_{CM}^{\times} components rise to a maximum and then decrease with increasing baryon density. In Table (I), we have tabulated the maximum Landau level l_{max} involved in the summation in Eqs. (30)-(32) used to generate results shown in Figs. (2),(3) and (4). The quantized parallel conductivities $\sigma_{QM}^{\parallel}(m_q)$ and $\sigma_{QM}^{\parallel}(M_q)$ merges with the corresponding classical conductivities $\sigma_{CM}^{\parallel}(m_q)$ and $\sigma_{CM}^{\parallel}(M_q)$ near the surface of the star where the density ρ_B is less than the nuclear saturation density ρ_0 . As we move towards the core (higher densities), interval of quantization increases, suggesting quantum effects like SdH and QHE will be visible. As for resistivity, both the classical components $\rho_{CM}^{\parallel,\perp,\times}$, and the quantized components $\rho_{QM}^{\parallel,\perp,\times}$, exhibit an approximately inverse relationship with their corresponding conductivities. Every component of quantized resistivity $\rho_{QM}^{\parallel,\perp,\times}$ is oscillatory at higher densities and magnetic fields expected at the core of the neutron star. Again, a quantitative estimate of the deviation in CM and QM curves and their merging can be obtained using ζ -regularization calculations as in [52]. However, in the

$\sigma^{ij} = \sigma^{ij}(\rho_B/\rho_0)$		$\sigma^{ij} = \sigma^{ij}(B)$			$\sigma^{ij} = \sigma^{ij}(\rho_B/\rho_0, B)$	
$B = 1 m_\pi^2$		$\mu = 0.38 \text{ GeV}$			$B = B(\rho_B/\rho_0)$	
ρ_B/ρ_0	l_{max}	eB/m_π^2	$l_{max}(m_q)$	$l_{max}(M_q)$	ρ_B/ρ_0	l_{max}
0.1	0	0.1	55	22	0.1	5811
0.5	2	0.5	11	4	0.5	401
1	3	1	5	2	1	81
2	6	2	2	1	2	16
3	8	3	1	0	3	7
4	9	4	1	0	4	4
5	11	5	1	0	5	3

TABLE I: The maximum Landau level l_{max} involved in the summation of the quantized components of electrical conductivity and resistivity for the results shown in Figs. (2),(3) and (4).

present work it is evident from the curves in Fig (4) that we can expect SdH and QHE phenomena in the neutron star environment at densities higher than, say, $2\rho_0$. Our work also suggests that a quantum treatment is essential while considering exotic scenarios like the possibility of a quark core in the interior of massive neutron stars.

IV. SUMMARY

Motivated by the nearly degenerate matter inside neutron stars and the reaction zone of upcoming CBM/NICA experiments, we have calculated the electrical conductivity and resistivity of matter present in such many body systems. Using the standard kinetic theory framework in relaxation time approximation, we have computed the conductivity and resistivity components along the parallel, perpendicular, and Hall directions relative to the external magnetic field. Our primary focus is the low-temperature, high-density region of the quark-hadron phase diagram, where the Fermi-Dirac distribution for quarks approximates a step function. The current quark mass is considered in the quark phase, while the constituent quark mass applies in the hadronic phase. In the present work, we obtain the constituent quark mass from the chiral effective model, which is considered a non-perturbative QCD calculation along the density axis. This external magnetic field and high density picture can be expected in the peripheral heavy-ion collisions of future facilities like CBM and NICA. It is also expected in the neutron star environment.

The present work has systematically generated the results of the classical and quantum expressions of conductivity and resistivity components along density and magnetic field axes using straightforward current quark mass and constituent quark mass obtained from the chiral effective model. Due to the Landau quantization in the quantum expression of conductivity and resistivity tensors, they show an oscillatory or quantized behaviour along the density and magnetic field axes, often linked to SdH oscillations and QHE phenomena. They are more prominent in the low density and high magnetic field domains, which may be considered the quantum domain. We also present a more realistic calculation of conductivities and resistivities in the interior of a neutron star where the magnetic field varies with the baryon density. Using a density-dependent magnetic field profile in neutron stars, we have found a possibility of observing SdH-type oscillations in conductivity and phenomena similar to the quantum Hall effect as we move towards the core of neutron stars.

V. ACKNOWLEDGEMENTS

AD and DRM gratefully acknowledge the Ministry of Education (MoE), Government of India, for the financial support. The authors acknowledge the inputs and suggestions of Prof. Hiranmaya Mishra. AD, SD and DRM thank Jayanta Dey and Aritra Bandyopadhyay for valuable discussions. SG acknowledges the insightful discussion with

-
- [1] A. K. Harding and D. Lai, Physics of Strongly Magnetized Neutron Stars, Rept. Prog. Phys. **69**, 2631 (2006), arXiv:astro-ph/0606674.
- [2] J. H. Seiradakis and R. Wielebinski, Morphology and characteristics of radio pulsars, Astron. Astrophys. Rev. **12**, 239 (2004), arXiv:hep-ph/0410022.
- [3] S. B. Khadkikar, A. Mishra, and H. Mishra, Confinement, quark matter equation of state and hybrid stars, Mod. Phys. Lett. A **10**, 2651 (1995), arXiv:hep-ph/9510391.
- [4] A. Broderick, M. Prakash, and J. M. Lattimer, The Equation of state of neutron star matter in strong magnetic fields, Astrophys. J. **537**, 351 (2000), arXiv:astro-ph/0001537.
- [5] V. Dexheimer and S. Schramm, Proto-Neutron and Neutron Stars in a Chiral SU(3) Model, Astrophys. J. **683**, 943 (2008), arXiv:0802.1999 [astro-ph].
- [6] M. Hanauske, D. Zschesche, S. Pal, S. Schramm, H. Stoecker, and W. Greiner, Neutron star properties in a chiral SU(3) model, Astrophys. J. **537**, 958 (2000), arXiv:astro-ph/9909052.
- [7] A. Mishra, K. Balazs, D. Zschesche, S. Schramm, H. Stoecker, and W. Greiner, Effects of Dirac sea polarization on hadronic properties: A Chiral SU(3) approach, Phys. Rev. C **69**, 024903 (2004), arXiv:nucl-th/0308064.
- [8] D. Zschesche, A. Mishra, S. Schramm, H. Stoecker, and W. Greiner, In-medium vector meson masses in a chiral SU(3) model, Phys. Rev. C **70**, 045202 (2004), arXiv:nucl-th/0302073.
- [9] A. Mishra and S. Schramm, Isospin dependent kaon and antikaon optical potentials in dense hadronic matter, Phys. Rev. C **74**, 064904 (2006), arXiv:nucl-th/0607050.
- [10] P. Braun-Munzinger, V. Koch, T. Schäfer, and J. Stachel, Properties of hot and dense matter from relativistic heavy ion collisions, Phys. Rept. **621**, 76 (2016), arXiv:1510.00442 [nucl-th].
- [11] H. Elfner and B. Müller, The exploration of hot and dense nuclear matter: introduction to relativistic heavy-ion physics, J. Phys. G **50**, 103001 (2023), arXiv:2210.12056 [nucl-th].
- [12] T. Ablyazimov et al. (CBM), Challenges in QCD matter physics –The scientific programme of the Compressed Baryonic Matter experiment at FAIR, Eur. Phys. J. A **53**, 60 (2017), arXiv:1607.01487 [nucl-ex].
- [13] P. Senger (CBM), Probing dense QCD matter in the laboratory—The CBM experiment at FAIR, Phys. Scripta **95**, 074003 (2020), arXiv:2005.03321 [nucl-ex].
- [14] P. Senger (CBM), Astrophysics in the Laboratory—The CBM Experiment at FAIR, Particles **3**, 320 (2020), arXiv:2004.11214 [nucl-ex].
- [15] A. N. Sissakian and A. S. Sorin (NICA), The nucleotron-based ion collider facility (NICA) at JINR: New prospects for heavy ion collisions and spin physics, J. Phys. G **36**, 064069 (2009).
- [16] M. I. Abdulhamid et al. (STAR), Observation of the electromagnetic field effect via charge-dependent directed flow in heavy-ion collisions at the Relativistic Heavy Ion Collider, Phys. Rev. X **14**, 011028 (2024), arXiv:2304.03430 [nucl-ex].
- [17] B. Chatterjee, R. Rath, G. Sarwar, and R. Sahoo, Centrality dependence of Electrical and Hall conductivity at RHIC and LHC energies for a Conformal System, Eur. Phys. J. A **57**, 45 (2021), arXiv:1908.01121 [hep-ph].
- [18] S. Ghosh, A. Bandyopadhyay, R. L. S. Farias, J. Dey, and G. a. Krein, Anisotropic electrical conductivity of magnetized hot quark matter, Phys. Rev. D **102**, 114015 (2020), arXiv:1911.10005 [hep-ph].
- [19] R. Ghosh and N. Haque, Shear viscosity of hadronic matter at finite temperature and magnetic field, Phys. Rev. D **105**, 114029 (2022), arXiv:2204.01639 [hep-ph].
- [20] S. Ghosh and S. Ghosh, One-loop Kubo estimations of the shear and bulk viscous coefficients for hot and magnetized Bosonic and Fermionic systems, Phys. Rev. D **103**, 096015 (2021), arXiv:2011.04261 [hep-ph].
- [21] A. Dash, S. Samanta, J. Dey, U. Gangopadhyaya, S. Ghosh, and V. Roy, Anisotropic transport properties of a hadron resonance gas in a magnetic field, Phys. Rev. D **102**, 016016 (2020), arXiv:2002.08781 [nucl-th].
- [22] J. Dey, S. Satapathy, A. Mishra, S. Paul, and S. Ghosh, From noninteracting to interacting picture of quark–gluon plasma in the presence of a magnetic field and its fluid property, Int. J. Mod. Phys. E **30**, 2150044 (2021), arXiv:1908.04335 [hep-ph].
- [23] X.-G. Huang, A. Sedrakian, and D. H. Rischke, Kubo formulae for relativistic fluids in strong magnetic fields, Annals Phys. **326**, 3075 (2011), arXiv:1108.0602 [astro-ph.HE].
- [24] S. Ghosh, B. Chatterjee, P. Mohanty, A. Mukharjee, and H. Mishra, Impact of magnetic field on shear viscosity of quark matter in Nambu–Jona-Lasinio model, Phys. Rev. D **100**, 034024 (2019), arXiv:1804.00812 [hep-ph].
- [25] J. Dey, S. Satapathy, P. Murmu, and S. Ghosh, Shear viscosity and electrical conductivity of the relativistic fluid in the presence of a magnetic field: A massless case, Pramana **95**, 125 (2021), arXiv:1907.11164 [hep-ph].
- [26] S. Satapathy, S. Paul, A. Anand, R. Kumar, and S. Ghosh, From Non-interacting to Interacting Picture of Thermodynamics and Transport Coefficients for Quark Gluon Plasma, J. Phys. G **47**, 045201 (2020), arXiv:1908.04330 [hep-ph].
- [27] P. Kalikotay, S. Ghosh, N. Chaudhuri, P. Roy, and S. Sarkar, Medium effects on the electrical and Hall conductivities of a hot and magnetized pion gas, Phys. Rev. D **102**, 076007 (2020), arXiv:2009.10493 [hep-ph].
- [28] K. Singh, J. Dey, and R. Sahoo, Thermal conductivity of evolving quark-gluon plasma in the presence of a time-varying magnetic field, Phys. Rev. D **109**, 014018 (2024), arXiv:2307.12568 [hep-ph].
- [29] K. Goswami, D. Sahu, J. Dey, R. Sahoo, and R. Stock, Anisotropy of magnetized quark matter, Phys. Rev. D **109**, 074012 (2024), arXiv:2310.02711 [hep-ph].

- [30] S. Rath and B. K. Patra, Effect of magnetic field on the charge and thermal transport properties of hot and dense QCD matter, *Eur. Phys. J. C* **80**, 747 (2020), arXiv:2005.00997 [hep-ph].
- [31] S. Rath and S. Dash, Effects of weak magnetic field and finite chemical potential on the transport of charge and heat in hot QCD matter, *Eur. Phys. J. A* **59**, 25 (2023), arXiv:2112.11802 [hep-ph].
- [32] A. Shaikh, S. Rath, S. Dash, and B. Panda, Study of transport properties of a hot and dense QCD matter using a novel approximation method, (2024), arXiv:2404.08919 [hep-ph].
- [33] S. Satapathy, S. Ghosh, and S. Ghosh, Kubo estimation of the electrical conductivity for a hot relativistic fluid in the presence of a magnetic field, *Phys. Rev. D* **104**, 056030 (2021), arXiv:2104.03917 [hep-ph].
- [34] S. Satapathy, S. Ghosh, and S. Ghosh, Quantum field theoretical structure of electrical conductivity of cold and dense fermionic matter in the presence of a magnetic field, *Phys. Rev. D* **106**, 036006 (2022), arXiv:2112.08236 [hep-ph].
- [35] R. Ghosh and I. A. Shovkovy, Anisotropic charge transport in strongly magnetized relativistic matter, (2024), arXiv:2407.13828 [hep-ph].
- [36] R. Ghosh and I. A. Shovkovy, Electrical conductivity of hot relativistic plasma in a strong magnetic field, (2024), arXiv:2404.01388 [hep-ph].
- [37] A. Das, H. Mishra, and R. K. Mohapatra, Electrical conductivity and Hall conductivity of a hot and dense hadron gas in a magnetic field: A relaxation time approach, *Phys. Rev. D* **99**, 094031 (2019), arXiv:1903.03938 [hep-ph].
- [38] A. Das, H. Mishra, and R. K. Mohapatra, Transport coefficients of hot and dense hadron gas in a magnetic field: a relaxation time approach, *Phys. Rev. D* **100**, 114004 (2019), arXiv:1909.06202 [hep-ph].
- [39] A. K. Panda, A. Dash, R. Biswas, and V. Roy, Relativistic non-resistive viscous magnetohydrodynamics from the kinetic theory: a relaxation time approach, *JHEP* **03**, 216, arXiv:2011.01606 [nucl-th].
- [40] A. K. Panda, A. Dash, R. Biswas, and V. Roy, Relativistic resistive dissipative magnetohydrodynamics from the relaxation time approximation, *Phys. Rev. D* **104**, 054004 (2021), arXiv:2104.12179 [nucl-th].
- [41] K. Kushwah and G. S. Denicol, Relativistic dissipative magnetohydrodynamics from the Boltzmann equation for a two-component gas, *Phys. Rev. D* **109**, 096021 (2024), arXiv:2402.01597 [nucl-th].
- [42] D. Sen, N. Alam, and S. Ghosh, Estimation of transport coefficients of dense hadronic and quark matter, *Chin. Phys. C* **47**, 044106 (2023), arXiv:2112.07404 [nucl-th].
- [43] D. Sedrakyan and A. Avetisyan, Magnetohydrodynamics of plasma in the crust of a neutron star, *Astrophysics (Engl. Transl.);(United States)* **26** (1987).
- [44] A. Y. Potekhin, Electron conduction in magnetized neutron star envelopes, *Astron. Astrophys.* **351**, 787 (1999), arXiv:astro-ph/9909100.
- [45] N. Chamel and P. Haensel, Physics of Neutron Star Crusts, *Living Rev. Rel.* **11**, 10 (2008), arXiv:0812.3955 [astro-ph].
- [46] A. Harutyunyan and A. Sedrakian, Electrical conductivity of a warm neutron star crust in magnetic fields, *Phys. Rev. C* **94**, 025805 (2016), arXiv:1605.07612 [astro-ph.HE].
- [47] A. Harutyunyan, A. Sedrakian, N. T. Gevorgyan, and M. V. Hayrapetyan, Electrical conductivity of a warm neutron star crust in magnetic fields: Neutron-drip regime, *Phys. Rev. C* **109**, 055804 (2024), arXiv:2309.00893 [astro-ph.HE].
- [48] A. Harutyunyan and A. Sedrakian, Thermal conductivity and thermal Hall effect in dense electron-ion plasma, (2024), arXiv:2409.01304 [astro-ph.HE].
- [49] P. V. Buividovich, M. N. Chernodub, D. E. Kharzeev, T. Kalaydzhyan, E. V. Luschevskaya, and M. I. Polikarpov, Magnetic-Field-Induced insulator-conductor transition in SU(2) quenched lattice gauge theory, *Phys. Rev. Lett.* **105**, 132001 (2010), arXiv:1003.2180 [hep-lat].
- [50] P. V. Buividovich and M. I. Polikarpov, Quark mass dependence of the vacuum electric conductivity induced by the magnetic field in SU(2) lattice gluodynamics, *Phys. Rev. D* **83**, 094508 (2011), arXiv:1011.3001 [hep-lat].
- [51] J. Dey, S. Samanta, S. Ghosh, and S. Satapathy, Quantum expression for the electrical conductivity of massless quark matter and of the hadron resonance gas in the presence of a magnetic field, *Phys. Rev. C* **106**, 044914 (2022), arXiv:2002.04434 [nucl-th].
- [52] J. Dey, A. Bandyopadhyay, A. Gupta, N. Pujari, and S. Ghosh, Electrical conductivity of strongly magnetized dense quark matter - possibility of quantum Hall effect, *Nucl. Phys. A* **1034**, 122654 (2023), arXiv:2103.15364 [hep-ph].
- [53] A. Bandyopadhyay, S. Ghosh, R. L. S. Farias, and S. Ghosh, Quantum version of transport coefficients in Nambu–Jona-Lasinio model at finite temperature and strong magnetic field, *Eur. Phys. J. C* **83**, 489 (2023), arXiv:2305.15844 [hep-ph].
- [54] S. Satapathy, S. De, J. Dey, and S. Ghosh, Spatial diffusion of heavy quarks in a background magnetic field, *Phys. Rev. C* **109**, 024904 (2024), arXiv:2212.08933 [hep-ph].
- [55] G. S. Rocha and G. S. Denicol, Transport coefficients of transient hydrodynamics for the hadron-resonance gas and thermal-mass quasiparticle models, *Phys. Rev. D* **109**, 096011 (2024), arXiv:2402.06996 [nucl-th].
- [56] C. A. Islam, J. Dey, and S. Ghosh, Impact of different extended components of mean field models on transport coefficients of quark matter and their causal aspects, *Phys. Rev. C* **103**, 034904 (2021), arXiv:1901.09543 [nucl-th].
- [57] A. Das, H. Mishra, and R. K. Mohapatra, Electrical conductivity and Hall conductivity of a hot and dense quark gluon plasma in a magnetic field: A quasiparticle approach, *Phys. Rev. D* **101**, 034027 (2020), arXiv:1907.05298 [hep-ph].
- [58] J. M. Lattimer, Neutron Stars and the Nuclear Matter Equation of State, *Ann. Rev. Nucl. Part. Sci.* **71**, 433 (2021).
- [59] S. De, P. Parui, and A. Mishra, Open bottom mesons in magnetized matter: Effects of (inverse) magnetic catalysis, *Int. J. Mod. Phys. E* **31**, 2250106 (2022), arXiv:2208.10017 [hep-ph].
- [60] S. De, P. Parui, and A. Mishra, Charm mesons in magnetized nuclear matter: Effects of (inverse) magnetic catalysis, *Phys. Rev. C* **107**, 065204 (2023), arXiv:2208.09820 [hep-ph].
- [61] P. Papazoglou, S. Schramm, J. Schaffner-Bielich, H. Stoecker, and W. Greiner, Chiral Lagrangian for strange hadronic matter, *Phys. Rev. C* **57**, 2576 (1998), arXiv:nucl-th/9706024.

- [62] P. Papazoglou, D. Zschiesche, S. Schramm, J. Schaffner-Bielich, H. Stoecker, and W. Greiner, Nuclei in a chiral SU(3) model, *Phys. Rev. C* **59**, 411 (1999), arXiv:nucl-th/9806087.
- [63] P. Parui, S. De, A. Kumar, and A. Mishra, QCD sum rule analysis of heavy quarkonium states in magnetized matter: Effects of magnetic and inverse magnetic catalysis, *Phys. Rev. D* **106**, 114033 (2022), arXiv:2208.05856 [hep-ph].
- [64] G. Kremer, An Introduction to the Boltzmann Equation and Transport Processes in Gases, Interaction of Mechanics and Mathematics (Springer Berlin Heidelberg, 2010).
- [65] D. Shoenberg, Magnetic oscillations in metals (Cambridge university press, 2009).
- [66] T. Helm, M. V. Kartsovnik, M. Bartkowiak, N. Bittner, M. Lambacher, A. Erb, J. Wosnitzer, and R. Gross, Evolution of the Fermi Surface of the Electron-Doped High-Temperature Superconductor Nd_{2-x}Ce_xCuO₄ Revealed by Shubnikov–de Haas Oscillations, *Phys. Rev. Lett.* **103**, 157002 (2009).
- [67] T. Helm, M. V. Kartsovnik, I. Sheikin, M. Bartkowiak, F. Wolff-Fabris, N. Bittner, W. Biberacher, M. Lambacher, A. Erb, J. Wosnitzer, and R. Gross, Magnetic Breakdown in the Electron-Doped Cuprate Superconductor Nd_{2-x}Ce_xCuO₄: The Reconstructed Fermi Surface Survives in the Strongly Overdoped Regime, *Phys. Rev. Lett.* **105**, 247002 (2010).
- [68] Kartsovnik, MV and Helm, T and Putzke, C and Wolff-Fabris, F and Sheikin, I and Lepault, S and Proust, Cyril and Vignolles, David and Bittner, N and Biberacher, W and others, Fermi surface of the electron-doped cuprate superconductor Nd_{2-x}Ce_xCuO₄ probed by high-field magnetotransport, *New Journal of Physics* **13**, 015001 (2011).
- [69] H. Cao, J. Tian, I. Miotkowski, T. Shen, J. Hu, S. Qiao, and Y. P. Chen, Quantized Hall Effect and Shubnikov–de Haas Oscillations in Highly Doped Bi₂Se₃: Evidence for Layered Transport of Bulk Carriers, *Phys. Rev. Lett.* **108**, 216803 (2012).
- [70] D. Bandyopadhyay, S. Chakrabarty, and S. Pal, The Quantizing magnetic field and quark - hadron phase transition in a neutron star, *Phys. Rev. Lett.* **79**, 2176 (1997), arXiv:astro-ph/9703066.