

Are Large-Language Models Graph Algorithmic Reasoners?

Alexander K. Taylor, Anthony Cuturrufo, Vishal Yathish, Mingyu Derek Ma,
Wei Wang

University of California, Los Angeles

{aktaylor, acc, vishalyathish1, ma, weiwang}@cs.ucla.edu

Abstract

We seek to address a core challenge facing current Large Language Models (LLMs). LLMs have demonstrated superior performance in many tasks, yet continue to struggle with reasoning problems on explicit graphs that require multiple steps. We introduce a novel benchmark designed to evaluate LLM performance on classical algorithmic reasoning tasks on explicit graphs to address this gap. Our benchmark encompasses five fundamental algorithms: Breadth-First Search (BFS) and Depth-First Search (DFS) for connectivity, Dijkstra’s algorithm and Floyd-Warshall algorithm for all nodes shortest path, and Prim’s Minimum Spanning Tree (MST-Prim’s) algorithm. Through extensive experimentation, we assess the capabilities of state-of-the-art LLMs in executing these algorithms step-by-step and systematically evaluate their performance at each stage. Our findings highlight the persistent challenges LLMs face in this domain and underscore the necessity for advanced prompting techniques and algorithmic instruction to enhance their graph reasoning abilities. This work presents MAGMA, the first comprehensive benchmark focused on LLMs completing classical graph algorithms, and provides a critical step toward understanding and improving their structured problem-solving skills (Code: <https://github.com/ataylor24/MAGMA>).

Introduction

In recent years, large language models (LLMs) have demonstrated remarkable capabilities across a wide range of natural language processing tasks. Despite these advances, LLMs continue to exhibit significant limitations in solving multistep reasoning problems as the available context increases. These limitations necessitate the development of problem sets designed to help LLMs learn to solve problems correctly across multiple solution steps.

Graph-reasoning tasks provide a compelling area for evaluating multistep reasoning abilities due to

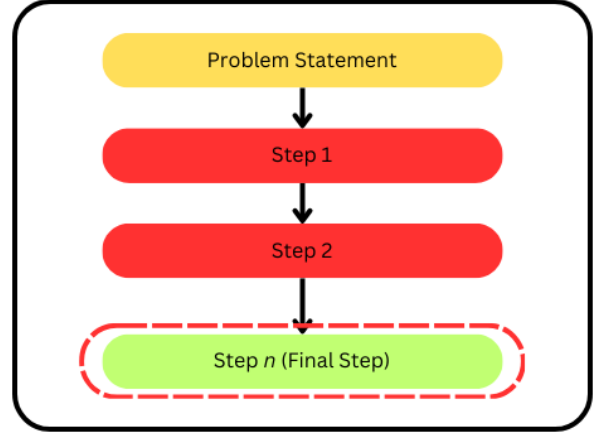


Figure 1: Illustration of a problem in which only the final step is solved correctly.

their reliance on structured, ordered steps for accurate solutions. Recent works exploring LLM performance on graph-reasoning tasks flatten multistep problems to only the problem statement and the final solution query, and use only the final step solution to evaluate the model, as exemplified in Figure 1 (Liu and Wu, 2023; Wang et al., 2023; Zhang et al., 2023; Agrawal et al., 2024; Ge et al., 2024; McLeish et al., 2024; Markeeva et al., 2024). This simplification, while convenient for evaluation, overlooks the intermediate reasoning steps that reveal the model’s understanding of each problem segment and its progression toward the final answer. For instance, when computing the shortest path in Dijkstra’s algorithm, intermediate steps involve checking and updating node distances based on edge weights. Focusing on these steps provides critical insights into the model’s comprehension and logical progression, enhancing both training and evaluation.

Training models to correctly identify and solve sub-problems has applications in fields such as AI for scientific discovery, where stepwise reasoning is essential. Therefore, exploring intermediate steps in graph reasoning tasks is valuable not only for assessing models’ problem-solving capacity, but also for applications requiring systematic and logical problem breakdowns.

In this work, we aim to demonstrate that incor-

porating intermediate solution steps into training and in-context reasoning benefits the performance of both fine-tuned and zero-shot LLMs on multistep graph reasoning problems. To our knowledge, this is the first benchmark designed to fine-tune and evaluate LLMs’ performance on each intermediate step within classical graph reasoning problems, highlighting their importance in effective model training and evaluation.

Classical graph algorithms, which require ordered, deterministic steps dictated by graph structure, are ideal for testing LLMs’ ability to handle multistep reasoning. These algorithms have well-defined sequences that provide a structured framework for training and evaluating models on solution trajectories (Kleinberg and Tardos, 2005). Additionally, algorithmic reasoning trajectories do *not* have multiple equivalent solution paths, which allows for easily automated evaluation of intermediate solution steps. Given these characteristics, classical graph algorithms are an ideal test bed for evaluating and enhancing the multistep reasoning capabilities of LLMs. Prior works have shown that using intermediate solution steps, in addition to final solutions, can boost model performance (Deac et al., 2021; Velićković and Blundell, 2021; Ibarz et al., 2022; Numeroso et al., 2023; Velićković et al., 2022). However, these approaches have not yet fully explored graph reasoning problems in the context of LLMs, nor have they automated benchmark evaluations that use multistep trajectory data. Our work leverages the CLRS Benchmark to construct high-quality training and evaluation examples for selected algorithms, providing a novel and systematic way to test the multistep reasoning capabilities of LLMs (Velićković et al., 2022; Ibarz et al., 2022).

We introduce a comprehensive benchmark designed to evaluate LLM performance on classical graph algorithms using intermediate steps. We title our benchmark the *Multistep Algorithmic Reasoning Benchmark* (MAGMA).¹ Our benchmark includes five fundamental algorithms- Breadth-first Search, Depth-first Search, Dijkstra, Floyd-Warshall, and Prim’s Minimum Spanning Tree-that together provide a comprehensive basis for assessing LLMs’ graph reasoning skills. Through systematic evaluations of current state-of-the-art LLMs, our benchmark offers valuable insights into the models’ current limitations, as well as prompting techniques that could further enhance their multistep reasoning abilities.

Our work makes several key contributions. First, we introduce the first benchmark focused on evaluating LLMs’ ability to perform the intermediate steps of classical graph algorithms by adapting trajectories from the CLRS benchmark (Velićković

et al., 2022), a standard neural algorithmic reasoning benchmark. Second, we conduct an extensive evaluation of the multistep algorithmic reasoning capabilities of LLMs, from which we observe the following:

- Incorporating intermediate steps into in-context learning and fine-tuning significantly improves algorithmic reasoning performance.
- Smaller fine-tuned models outperform larger foundation language models on graph algorithmic reasoning tasks.
- Models fine-tuned with intermediate steps demonstrate sensitivity to extraneous information, underscoring the need for clarity in step-by-step reasoning.

Through these contributions, we aim to establish a foundation for future work to address and overcome the challenges observed in multistep reasoning within algorithmic tasks.

Related Works

Algorithmic Reasoning

Many prior works have explored the application of machine learning to classic computer science algorithms (Graves et al., 2016; Xu et al., 2019; Reed and De Freitas, 2015; Vinyals et al., 2015; Bello et al., 2016; Kool et al., 2018; Selsam et al., 2018; Selsam and Bjørner, 2019; Yoon et al., 2018; Bronstein et al., 2017; Hamilton et al., 2017; Battaglia et al., 2018; Li et al., 2015; Kipf and Welling, 2016; Gilmer et al., 2017; Deac et al., 2021; Velićković and Blundell, 2021; Xhonneux et al., 2021; Ibarz et al., 2022; Numeroso et al., 2023; Velićković et al., 2022). (Velićković and Blundell, 2021) introduced the use of intermediate steps in addition to ground-truth solutions to guide learning, both for ease of optimization and to constrain the freedom of the model in finding the solution. This led to multiple works using intermediate steps to improve algorithmic reasoning performance for both single and multi-algorithm task settings. (Deac et al., 2021; Xhonneux et al., 2021; Numeroso et al., 2023). Lastly, the CLRS Algorithmic Reasoning benchmark was constructed for algorithmic reasoning on GNNs and established standards for GNN performance for 30 algorithms in single and multi-algorithm settings (Velićković et al., 2022; Ibarz et al., 2022). We adapt the graph and algorithmic trajectory generation from the CLRS benchmark for use in the MAGMA Benchmark to improve the reasoning capabilities of LLMs on the full set of solutions for graph problems and allow for future comparison of LLMs to GNNs on algorithmic reasoning.

¹We also pay homage to the CLRS Algorithmic Reasoning Benchmark (Velićković et al., 2022)

Graph Reasoning Tasks with LLMs

Applying large language models to graph reasoning tasks is an emerging research area that has made significant strides in recent years [Li et al. \(2024\)](#); [Zhao et al. \(2023\)](#); [Guo et al. \(2023\)](#); [Liu and Wu \(2023\)](#); [Wang et al. \(2023\)](#); [Zhang et al. \(2023\)](#); [Agrawal et al. \(2024\)](#); [Ge et al. \(2024\)](#). We focus on works in which LLMs are used as *predictors* in reasoning tasks involving set and graph operations, as defined in [Chen et al. \(2023\)](#). Most approaches frame the objective as identifying paths or substructures within graphs and do not specify an algorithm or set of required steps to adhere to in the reasoning process ([Liu and Wu, 2023](#); [Wang et al., 2023](#); [Zhang et al., 2023](#); [Agrawal et al., 2024](#); [Ge et al., 2024](#)). Prior works that *do* include specific algorithms in their prompts only evaluate the final solution step ([Wang et al.](#); [Liu and Wu, 2023](#); [Ge et al., 2024](#); [Markeeva et al., 2024](#); [McLeish et al., 2024](#)).

These studies seek to address a known weakness in current state-of-the-art LLMs regarding algorithmic reasoning tasks on graph data. However, these works formulate algorithmic reasoning as a one-step question-answering task, which does not consider the intermediate reasoning steps followed by an execution of the algorithm. Our work aims to fill this gap by constructing step-by-step executions of each algorithm in a chat format, which provides training data better suited to multistep reasoning tasks.

Benchmark Construction

The MAGMA Benchmark consists of step-by-step graph algorithm executions on explicit graphs in natural language for the following algorithms: BFS, DFS, Dijkstra, Floyd-Warshall, and MST-Prim. We leverage the framework established in the CLRS benchmark to sample graphs and construct algorithm trajectories to translate into natural language.

Adapting the CLRS Benchmark

Algorithm Selection

We select a subset of the available graph algorithms from the CLRS Benchmark for inclusion in the MAGMA Benchmark.

- **Breadth-First Search:** standard example of a simple algorithm (for humans), and thus included in many algorithmic reasoning works ([Velićković and Blundell, 2021](#); [Xhonneux et al., 2021](#); [Ibarz et al., 2022](#); [Velićković et al., 2022](#); [Liu and Wu, 2023](#); [Wang et al., 2023](#); [Ge et al., 2024](#)).
- **Depth-First Search:** shown to be quite challenging for neural algorithmic reasoning approaches on the CLRS benchmark ([Velićković](#)

[and Blundell, 2021](#); [Xhonneux et al., 2021](#); [Ibarz et al., 2022](#); [Velićković et al., 2022](#); [Liu and Wu, 2023](#); [Wang et al., 2023](#); [Ge et al., 2024](#)).

- **Dijkstra:** standard example of a shortest-path problem, and commonly included in both LLM graph reasoning benchmarks and neural algorithmic reasoning works ([Ibarz et al., 2022](#)).
- **Floyd-Warshall:** shortest-path problem that has consistently proven challenging for prior neural algorithmic reasoning approaches to perform ([Ibarz et al., 2022](#)).
- **Prim’s MST:** included because, to the best of our knowledge, minimum spanning trees have not been thoroughly explored in prior LLM-graph algorithmic reasoning works ([Ibarz et al., 2022](#); [McLeish et al., 2024](#); [Markeeva et al., 2024](#)).

Graph Sampling

We follow the CLRS Benchmark in using Erdos-Renyi graphs for our algorithm execution trajectories. We sample graphs of size $n \in \{[5, 15] \cup [20, 50]\}$ with edge probabilities of 0.5. For each algorithm, we enforce the uniqueness of each data point to prevent data leakage.

Problem Trajectories

For each problem trajectory, we construct the *problem statement*, *intermediate steps*, and *final step output* using the *inputs*, *hints*, and *outputs* from the CLRS Benchmark. The components of these trajectories are as follows:

- **Problem Statement:** We convert the adjacency and weight matrices into lexicographically ordered string edge lists, following the format of prior graph reasoning benchmarks ([Liu and Wu, 2023](#); [Wang et al., 2023](#); [Zhang et al., 2023](#); [Agrawal et al., 2024](#); [Ge et al., 2024](#)). We also include the source node if it is provided in the CLRS input.
- **Intermediate Steps:** The hints provided by the CLRS benchmark consist of the algorithm-specific components of the execution of each algorithm and include an intermediate solution ([Velićković et al., 2022](#)). We construct a chat representation of the algorithmic execution, alternating between an intermediate step prompt (user) and intermediate solution (assistant). We also include a setting in which we translate data from matrices (CLRS format) to natural language, as shown in Figure 2
- **Final step output:** We use the final step of the set of hints as the final step solution to maintain consistency with the intermediate solutions for that algorithm.

CLRS Matrices as Chat									
reach_h					pi_h				
0	0	0	1		0	1	2	3	
1	1	0	1		3	3	2	3	
1	1	1	1		3	3	0	3	
0	0	0	0		0	0	0	0	

Hints

Queue: [3], Dequeue: 3, Unvisited neighborhood of 3: [0, 1]. Reachable Nodes: [0, 1]

Queue: [0, 1], Dequeue: 0, Unvisited neighborhood of 0: [2]

Queue: [1, 2], Dequeue: 1, Unvisited neighborhood of 1: []. Reachable Nodes: [0, 1, 2]

Queue: [2], Dequeue: 2, Unvisited neighborhood of 2: []. Reachable Nodes: [0, 1, 2]

Figure 2: Illustration of splitting an algorithmic execution step into chat format.

Prompt Reasoning Strategies

We construct the dataset for the MAGMA Benchmark with the goal of using a diverse subset of the graph algorithms covered in the CLRS benchmark to stress test LLMs on multistep graph reasoning problems. We provide three prompt reasoning strategies for fine-tuned models in the MAGMA Benchmark (see Figure 3):

- **Input-Output (IO):** Trajectory consists of one prompt, which presents the problem statement and the query for the final step solution (Besta et al., 2024).
- **Intermediate Steps (IS):** Trajectory consists of one or more prompts, of which the first presents the problem statement and queries for the next intermediate solution, which may be the final step output.
- **Intermediate Steps with Hints (ISH):** Similar to IS, however, intermediate prompts contain selected CLRS hints in addition to the intermediate solution query.

Following prior works, the Intermediate Steps and Intermediate Steps with Hints formats use teacher forcing while fine-tuning (Velickovic and Blundell, 2021; Veličković et al., 2022). The evaluation task is structured as a series of chats in which the model is prompted to complete the *next step* in the algorithmic execution with the correct prior steps (if any) included in the context window, as shown in Figure 4.

Experimental Settings

Foundation Models

We use Llama-3-8B, Llama-3-Instruct-8B, Mistral-7B-v0.3, Mistral-7B-Instruct-v0.3, and GPT-4o to establish baseline algorithmic reasoning performance on the MAGMA Benchmark. These models

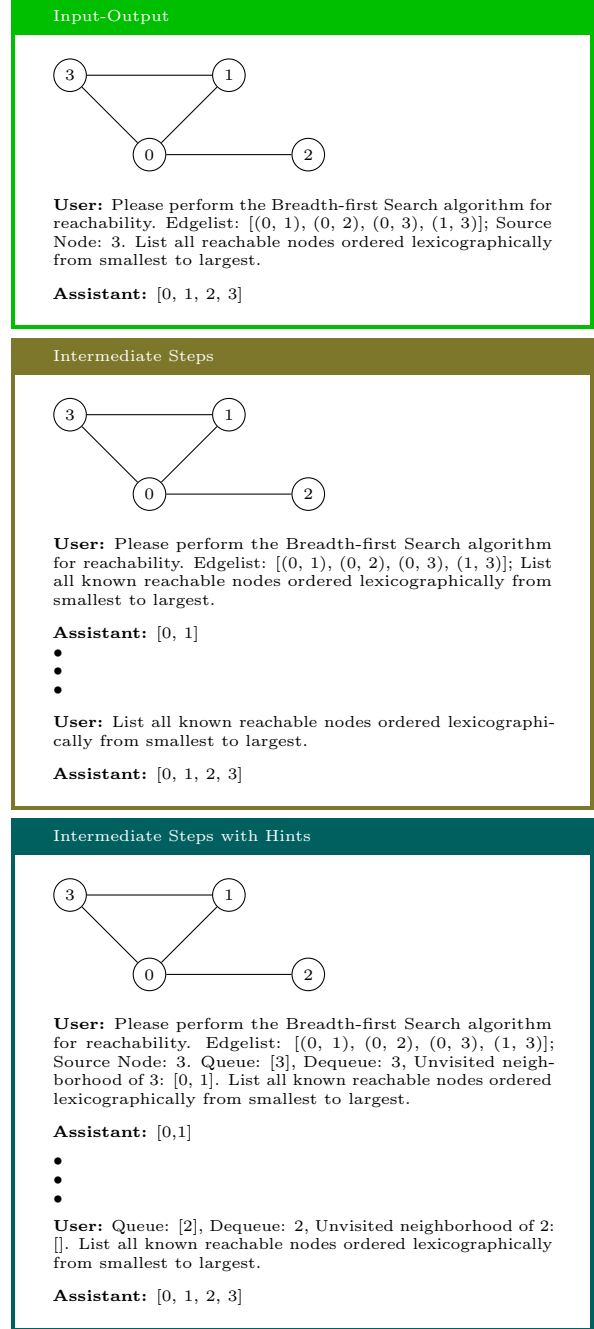


Figure 3: Examples of the Input-Output, Intermediate Steps, and Intermediate Steps with Hints prompting strategies.

were chosen due to their state-of-the-art (SOTA) capabilities in natural language processing and reasoning tasks (OpenAI, 2023; Touvron et al., 2023; Jiang et al., 2023). Due to cost and resource constraints, each of the Llama-3 and Mistral-v0.3 accuracies represents the average of 2 runs, and each GPT-4 accuracy is the result of 1 run.

Data splits

Given that the number of training examples is limited only by the number of possible graph orienta-

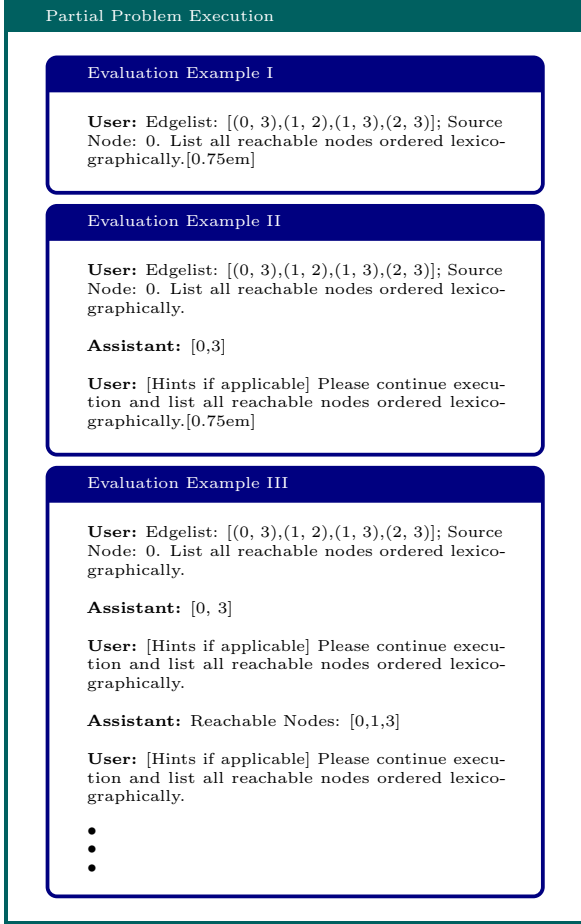


Figure 4: Illustration of the construction of partial algorithm executions evaluation.

tions of a given size, we used preliminary experiments to determine the minimum number of full² trajectories (1000) for training loss to converge after 1 epoch in fine-tuned models across all algorithms. We divided the data into the traditional 80:10:10 split, which results in a split of 1000:125:125 trajectories for graph sizes greater than 6 and 800:112:112 for graphs of size 5.

Evaluation Metrics

We use exact-match accuracy as our primary evaluation metric, following prior works (Wang et al.; Ge et al., 2024).³ We provide the following exact-match-accuracy-based evaluations of the baseline models:

- **Final Step Accuracy:** Accuracy of the final solution step of an algorithmic trajectory. This metric provides an evaluation setting comparable to that of prior works.

²Each trajectory is divided into partial examples, as shown in the prior section. This results in roughly 3,000 total training examples.

³We provide evaluations of the model using metrics, giving partial credit in the appendix.

- **Intermediate Steps Accuracy:** Accuracy of all steps in the algorithmic trajectory *except* the final solution state.
- **Trajectory Accuracy:** Accuracy of all steps in the algorithmic trajectory (weighted equally).

Please note that the experimental results we provide are comprised of the *averages* of each of the above metric across evaluation examples for a given baseline setting.

Results

Intermediate steps significantly improve multistep reasoning in fine-tuned models.

Our results show that “guiding” the zero-shot LLM (GPT-4o) through explicit intermediate steps provides significant performance improvements. We also observe that the fine-tuned IS models outperform IO models on Avg. Final Step Accuracy on most algorithms, as shown in Figure 6.

Furthermore, we find a statistically significant relationship between the Final Step Accuracy and the Intermediate Step Accuracy for many models trained with intermediate steps. We also observe significantly higher performance on the IS models when considering the accuracy across the whole problem trajectory, as shown in Figure 8. This indicates that for problems where correctness across multiple steps is required, fine-tuning on intermediate steps provides significant benefits to overall accuracy. These results support our assertion that incorporating intermediate steps into the training and evaluation pipeline for both fine-tuned models and in-context learning for zero-shot models confers performance benefits on graph algorithmic reasoning tasks.

Fine-tuned LLMs outperform the current state-of-the-art zero-shot model on graph algorithmic reasoning tasks.

Our results indicate that fine-tuning even relatively small language models for complex graph reasoning tasks provides vast performance enhancements over the state-of-the-art zero-shot model (GPT-4o), as shown in both Figure 6. This supports the findings of prior work in comparing small, fine-tuned LLMs to large-scale LLMs on multistep mathematical reasoning problems and demonstrates that they apply to multistep graph reasoning problems (Fu et al., 2023).

Models fine-tuned to leverage intermediate steps are sensitive to additional information

We observe that the inclusion of additional context for intermediate steps (translated from CLRS hints) hinders performance, as shown in Figure 7⁴. This is

⁴We provide examples of the hints used in the appendix.

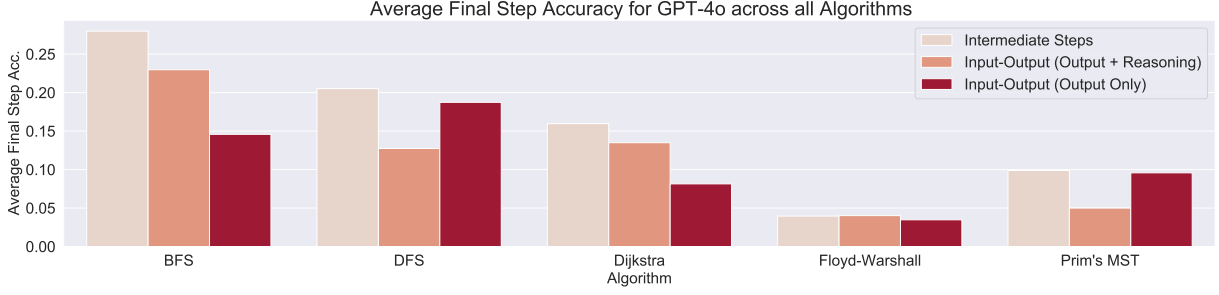


Figure 5: Average accuracy of GPT-4o models across all graph sizes. Output Only models were instructed to only provide the answer, while Output + Reasoning methods were permitted to use intermediate reasoning.

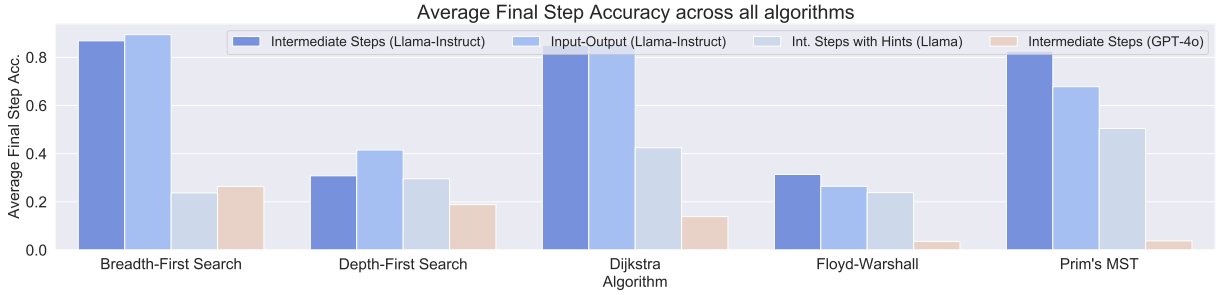


Figure 6: Average Final Step Accuracy of the best performing models.

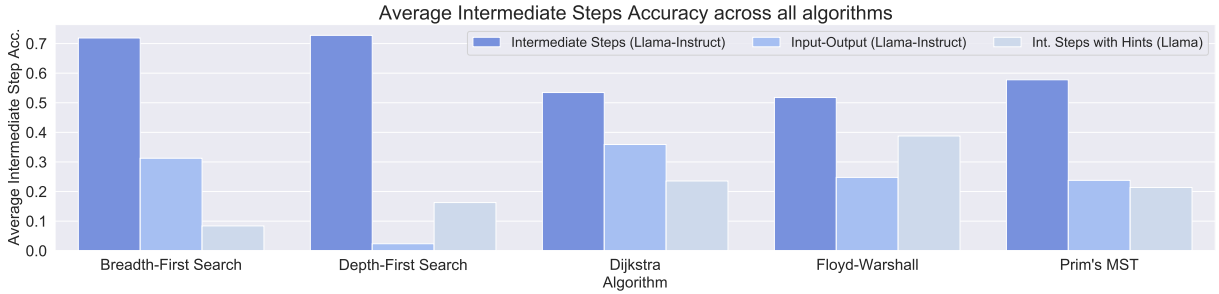


Figure 7: Average Intermediate Step Accuracy of the best performing models.

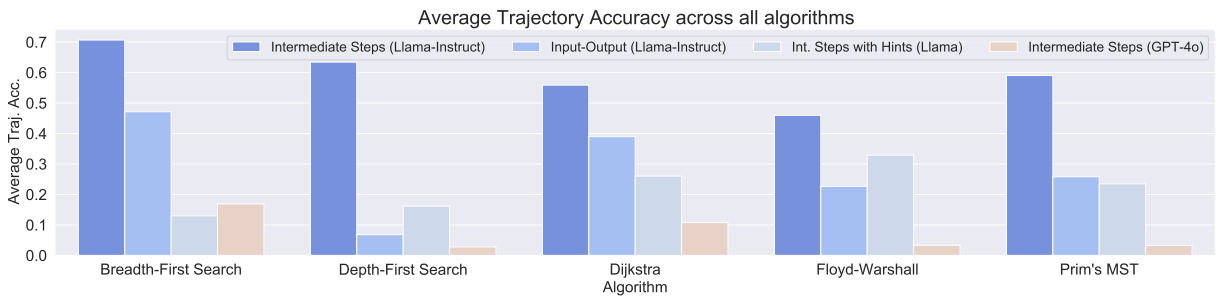
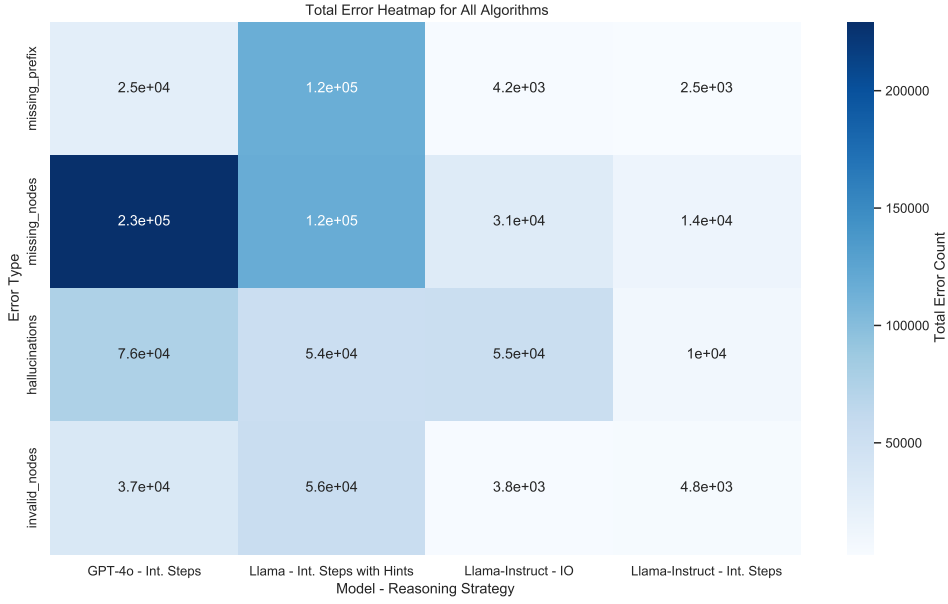


Figure 8: Average Trajectory Accuracy of the best performing models.

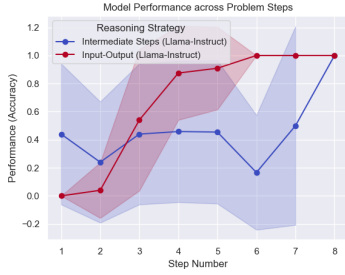
supported by prior work, and indicates that while the models benefit from the intermediate step structure, further work is necessary to determine how to incorporate intermediate step context (Bevilacqua et al., 2023).

Results Analysis

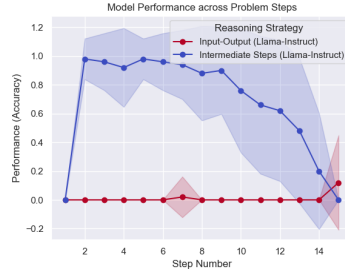
We provide a detailed view of the average performance of the IO and IS models on problem steps, as well as the types of errors commonly observed in the predictions of our models in Table 9a.



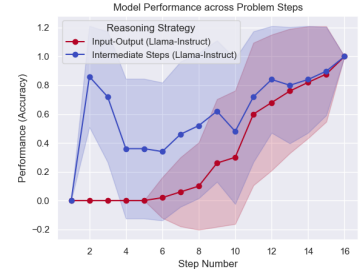
(a) Heatmap of Error Types



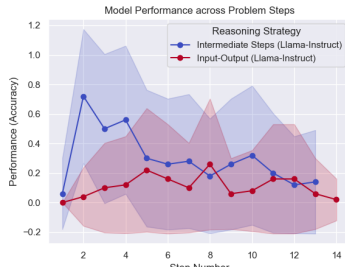
(b) Breadth-First Search



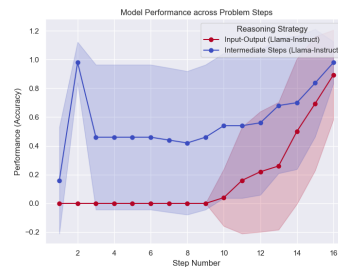
(c) Depth-First Search



(d) Dijkstra



(e) Floyd-Warshall



(f) Prim's MST

Figure 9: Error analysis and algorithm-specific trajectory analyses. Sub-figure (a) shows a heatmap of the errors we track and subfigures (b)-(f) show the average performance at step i for each algorithm. Please note that these visualizations cover graph sizes 5-15 and see Appendix for full.

Error Analysis

To better understand the challenges our models encounter, we categorize and examine commonly errors observed during prediction, as summarized below.

1. **Missing Prefix.** Model prediction does not include the algorithm-specific prefix that denotes the start of the answer (See Appendix for

examples of the expected format). We count only the first mistake in each prediction in our analysis.

2. **False Negatives.** The model prediction lacks an expected node or edge in the answer. We count each individual miss in our analysis.
3. **Hallucinations.** The model predicts the false

inclusion of nodes or edges in the answer. We count each individual addition in our analysis.

4. **Invalid Answer Items.** Model prediction includes answer items in an incorrect format. For example, if we expect a list of reachable node indices ($[1, 2, \dots]$), but we get a list of text ($[\text{node}_1, \text{node}_2, \dots]$). We count only the first mistake in each prediction in our analysis.

We observe that the number of errors for a given model-prompting strategy follows the expected positive correlation between the number of errors of each type and the average performance of an algorithm (vertical axis). We also observe that models are prone to Hallucinations, False Negatives, or Missing Prefixes than they are to Invalid Answer Items. We note that missing prefixes pose a consistent challenge for all models. In addition, we observe that weaker models are more likely to exclude nodes or edges (False Negatives) from answers than they are to add extra or nonexistent information (Hallucinations). We observe that the IO model is more likely to hallucinate additional nodes than to miss nodes, and also more likely to make either mistake than the IS model. These trends indicate that stronger models are able to tell which nodes are likely to belong to an answer. Furthermore, it indicates that fine-tuning with intermediate steps allows models to gain a better understanding of which nodes to *not* use.

Trajectory Analysis

In Figure 9, we show the average accuracy for each step across algorithmic trajectories for graphs of size 5 through 15⁵. We show the full average model performance on algorithmic executions in Figure 11.

We show, in Figures 9b and 12b, that on simpler problem types (Breadth-First Search and Depth-First Search), the trajectory lengths are shorter and fine-tuning on intermediate reasoning steps is less beneficial. We also show that for more complex algorithms (Dijkstra, Floyd-Warshall, and Prim’s MST), the trajectories are longer and intermediate steps provide more of a benefit. We also observe that fine-tuned IS models vastly outperform fine-tuned IO models on intermediate step accuracy, as shown in Figure 7⁶.

Breadth-First Search

We first consider the errors committed by the IO and IS models on BFS. As shown in Figure 9a, both models commit relatively few errors. Furthermore, we see in Figure 9b that the IO model performs well on the final steps of the problem across all graph

sizes, while the IS model displays less consistent behavior. This result is intuitive considering that BFS trajectories are shorter than the other algorithms and the problem formulation requires only a list of node identifiers. This indicates that BFS is a simple enough problem for the IO model to grasp the intermediate steps without needing instruction. The IS model performance on intermediate steps is improved by fine-tuning, but final step accuracy is not improved and performance is less consistent with larger graph sizes.

Depth-First Search

However, both the IO and IS models commit a relatively high number of invalid format errors on DFS. This indicates that the models are sensitive to the format of the connected components representation used for this DFS problem. Additionally, we see a gradual decline in the accuracy of each subsequent step for the IS model; this indicates that the IS model is better on intermediate steps and performs better over shorter problem trajectories. On the other hand, we see that the IO model tends to only perform well on the final problem steps; Figure 13 also shows that IO model performances degrade as graph size increases. These results suggest that the intermediate step fine-tuning vastly improves intermediate step accuracy at the cost of some final step accuracy.

Floyd-Warshall

Model performances on Floyd-Warshall performance drop as trajectory length increases. This result follows naturally when considering both the long lengths of problem trajectories and large solution sizes of Floyd-Warshall problems. This difficulty is reflected in the higher number of False Negatives and Hallucinations committed by both IO and IS models. We also observe in Figure 13 that IO models are relatively accurate on the final steps of smaller graphs, but performance collapses as graph sizes increase. On the other hand, we see that IS models are accurate on smaller graph sizes, and the trend in intermediate step and final step accuracies remain consistent across graph sizes. This indicates that the intermediate step fine-tuning makes the model more robust to larger problem sizes.

Prim’s MST & Dijkstra

Models trained on Prim’s and Dijkstra yield similar results and consistently perform well on final step accuracy. This follows intuition, as both problems have similar trajectory lengths and similar solution sizes. Furthermore, we observe similar error trends across both algorithms with IO models tending to commit frequent hallucinations, which likely results from the IO model predicting its final step solution at intermediate steps. We also observe in Figure

⁵We exclude graph sizes of 20 and 50 from this visualization for the sake of interpretability.

⁶The tables used to generate these figures are provided in the appendix.

13 that IO models are relatively accurate across the problem trajectories of smaller graphs, but lose intermediate step performance and gain final step performance as graph sizes increase. On the other hand, we see that IS models display a dip in performance around the 8th solution step, but improve on both intermediate and final step accuracy as graph sizes increase. This indicates that both the intermediate and final step accuracies of the IS models benefit from intermediate step fine-tuning.

We find that more complex problems (FLoyd-Warshall, Prim’s MST, and Dijkstra) tend to require longer trajectories, and that IS models are more robust to longer trajectories and increasing graph sizes on average across the 5 algorithms than the IO models.

Conclusion

In this work, we present the MAGMA Benchmark, a comprehensive benchmark for algorithmic reasoning on graph-structured data that utilizes the CLRS framework. We show that using intermediate steps both in in-context learning and fine-tuning improves the performance of SOTA foundation LLMs on five classical computer science graph algorithms. These findings highlight the potential of training LLMs to follow multistep reasoning processes for improving multistep algorithmic problem-solving on graphs.

It is our hope that this benchmark will improve access to algorithmic reasoning tasks in natural language, address the need for a diverse and comprehensive natural language multistep reasoning dataset.

Limitations

This evaluation is based on selected graph reasoning tasks, and we only evaluate a subset of available large language models. The observations and conclusions made in this study may need to scale up for a larger collection of language models to be considered as a general law of LLMs’ graph reasoning capabilities. Furthermore, we note that our results may be subject to prompt sensitivity based on our query structure.

Acknowledgements

We extend our heartfelt gratitude to Brandon Lo, Inman Costa, and Aubrey Wu for their contributions to the implementation of our methods. Additionally, we are thankful to Jeehyun Hwang for his expert advice and constructive feedback on our manuscript. Lastly, we are deeply thankful to all those who contributed to the CLRS benchmark, without whom our work would not have been possible.

The contributions of everyone involved have been pivotal in the advancement of this research, and we are deeply appreciative of their efforts.

References

- Palaash Agrawal, Shavak Vasania, and Cheston Tan. 2024. [Exploring the Limitations of Graph Reasoning in Large Language Models](#). *arXiv preprint*. ArXiv:2402.01805 [cs].
- Peter W Battaglia, Jessica B Hamrick, Victor Bapst, Alvaro Sanchez-Gonzalez, Vinicius Zambaldi, Mateusz Malinowski, Andrea Tacchetti, David Raposo, Adam Santoro, Ryan Faulkner, et al. 2018. Relational inductive biases, deep learning, and graph networks. *arXiv preprint arXiv:1806.01261*.
- Irwan Bello, Hieu Pham, Quoc V Le, Mohammad Norouzi, and Samy Bengio. 2016. Neural combinatorial optimization with reinforcement learning. *arXiv preprint arXiv:1611.09940*.
- Maciej Besta, Florim Memedi, Zhenyu Zhang, Robert Gerstenberger, Nils Blach, Piotr Nyczyk, Marcin Copik, Grzegorz Kwaśniewski, Jürgen Müller, Lukas Gianinazzi, Ales Kubicek, Hubert Niewiadomski, Onur Mutlu, and Torsten Hoefer. 2024. [Topologies of Reasoning: Demystifying Chains, Trees, and Graphs of Thoughts](#). *arXiv preprint*. ArXiv:2401.14295 [cs].
- Beatrice Bevilacqua, Kyriacos Nikiforou, Borja Ibarz, Ioana Bica, Michela Paganini, Charles Blundell, Jovana Mitrovic, and Petar Veličković. 2023. Neural algorithmic reasoning with causal regularisation. In *Proceedings of the 40th International Conference on Machine Learning*, ICLR’23. JMLR.org.
- Michael M Bronstein, Joan Bruna, Yann LeCun, Arthur Szlam, and Pierre Vandergheynst. 2017. Geometric deep learning: going beyond euclidean data. *IEEE Signal Processing Magazine*, 34(4):18–42.
- Zhikai Chen, Haitao Mao, Hang Li, Wei Jin, Hongzhi Wen, Xiaochi Wei, Shuaiqiang Wang, Dawei Yin, Wenqi Fan, Hui Liu, et al. 2023. Exploring the potential of large language models (llms) in learning on graphs. *arXiv preprint arXiv:2307.03393*.
- Andreea Deac, Petar Veličković, Ognjen Milinković, Pierre-Luc Bacon, Jian Tang, and Mladen Nikolić. 2021. [Neural algorithmic reasoners are implicit planners](#). *Preprint*, arXiv:2110.05442.
- Yao Fu, Hao Peng, Litu Ou, Ashish Sabharwal, and Tushar Khot. 2023. [Specializing smaller language models towards multi-step reasoning](#). *Preprint*, arXiv:2301.12726.
- Yuyao Ge, Shenghua Liu, Wenjie Feng, Lingrui Mei, Lizhe Chen, and Xueqi Cheng. 2024. [Graph Descriptive Order Improves Reasoning with Large Language Model](#). *arXiv preprint*. ArXiv:2402.07140 [cs].

- Justin Gilmer, Samuel S Schoenholz, Patrick F Riley, Oriol Vinyals, and George E Dahl. 2017. Neural message passing for quantum chemistry. *arXiv preprint arXiv:1704.01212*.
- Alex Graves, Greg Wayne, Malcolm Reynolds, Tim Harley, Ivo Danihelka, Agnieszka Grabska-Barwińska, Sergio Gómez Colmenarejo, Edward Grefenstette, Tiago Ramalho, John Agapiou, et al. 2016. Hybrid computing using a neural network with dynamic external memory. *Nature*, 538(7626):471.
- Jiayan Guo, Lun Du, and Hengyu Liu. 2023. Gpt4graph: Can large language models understand graph structured data? an empirical evaluation and benchmarking. *arXiv preprint arXiv:2305.15066*.
- William L Hamilton, Rex Ying, and Jure Leskovec. 2017. Representation learning on graphs: Methods and applications. *arXiv preprint arXiv:1709.05584*.
- Borja Ibarz, Vitaly Kurin, George Papamakarios, Kyriacos Nikiforou, Mehdi Bennani, Róbert Csordás, Andrew Dudzik, Matko Bošnjak, Alex Vitvitskyi, Yulia Rubanova, Andreea Deac, Beatrice Bevilacqua, Yaroslav Ganin, Charles Blundell, and Petar Veličković. 2022. [A generalist neural algorithmic learner](#). *Preprint*, arXiv:2209.11142.
- Albert Q. Jiang, Alexandre Sablayrolles, Arthur Mensch, Chris Bamford, Devendra Singh Chaplot, Diego de las Casas, Florian Bressand, Gianna Lengyel, Guillaume Lample, Lucile Saulnier, Léo Renard Lavaud, Marie-Anne Lachaux, Pierre Stock, Teven Le Scao, Thibaut Lavril, Thomas Wang, Timothée Lacroix, and William El Sayed. 2023. [Mistral 7b](#). *Preprint*, arXiv:2310.06825.
- Thomas N Kipf and Max Welling. 2016. Semi-supervised classification with graph convolutional networks. In *ICLR*.
- Jon Kleinberg and Eva Tardos. 2005. *Algorithm Design*. Addison-Wesley Longman Publishing Co., Inc., USA.
- Wouter Kool, Herke van Hoof, and Max Welling. 2018. Attention, learn to solve routing problems! *arXiv preprint arXiv:1803.08475*.
- Yuhan Li, Zhixun Li, Peisong Wang, Jia Li, Xiangguo Sun, Hong Cheng, and Jeffrey Xu Yu. 2024. [A Survey of Graph Meets Large Language Model: Progress and Future Directions](#). *arXiv preprint. ArXiv:2311.12399 [cs]*.
- Yujia Li, Daniel Tarlow, Marc Brockschmidt, and Richard Zemel. 2015. Gated graph sequence neural networks. *arXiv preprint arXiv:1511.05493*.
- Chang Liu and Bo Wu. 2023. Evaluating large language models on graphs: Performance insights and comparative analysis. *arXiv preprint arXiv:2308.11224*.
- Larisa Markeeva, Sean McLeish, Borja Ibarz, Wilfried Bounsi, Olga Kozlova, Alex Vitvitskyi, Charles Blundell, Tom Goldstein, Avi Schwarzschild, and Petar Veličković. 2024. [The clrs-text algorithmic reasoning language benchmark](#). *Preprint*, arXiv:2406.04229.
- Sean McLeish, Avi Schwarzschild, and Tom Goldstein. 2024. [Benchmarking chatgpt on algorithmic reasoning](#). *Preprint*, arXiv:2404.03441.
- Danilo Numeroso, Davide Bacciu, and Petar Veličković. 2023. [Dual algorithmic reasoning](#). *Preprint*, arXiv:2302.04496.
- OpenAI. 2023. [Gpt-4 technical report](#). *Preprint*, arXiv:2303.08774.
- Scott Reed and Nando De Freitas. 2015. Neural programmer-interpreters. *arXiv preprint arXiv:1511.06279*.
- Daniel Selsam and Nikolaj Bjørner. 2019. Guiding high-performance sat solvers with unsat-core predictions. In *International Conference on Theory and Applications of Satisfiability Testing*, pages 336–353. Springer.
- Daniel Selsam, Matthew Lamm, Benedikt Bünz, Percy Liang, Leonardo de Moura, and David L Dill. 2018. Learning a sat solver from single-bit supervision. *arXiv preprint arXiv:1802.03685*.
- Hugo Touvron, Thibaut Lavril, Gautier Izacard, Xavier Martinet, Marie-Anne Lachaux, Timothée Lacroix, Baptiste Rozière, Naman Goyal, Eric Hambro, Faisal Azhar, et al. 2023. Llama: Open and efficient foundation language models. *arXiv preprint arXiv:2302.13971*.
- Petar Veličković, Adrià Puigdomènech Badia, David Budden, Razvan Pascanu, Andrea Banino, Misha Dashevskiy, Raia Hadsell, and Charles Blundell. 2022. [The CLRS algorithmic reasoning benchmark](#). In *Proceedings of the 39th International Conference on Machine Learning*, volume 162 of *Proceedings of Machine Learning Research*, pages 22084–22102. PMLR.
- Petar Velickovic and Charles Blundell. 2021. [Neural algorithmic reasoning](#). *CoRR*, abs/2105.02761.
- Oriol Vinyals, Meire Fortunato, and Navdeep Jaitly. 2015. Pointer networks. In *Advances in Neural Information Processing Systems*, pages 2692–2700.
- Heng Wang, Shangbin Feng, Tianxing He, Zhaoxuan Tan, Xiaochuang Han, and Yulia Tsvetkov. Can Language Models Solve Graph Problems in Natural Language?

Heng Wang, Shangbin Feng, Tianxing He, Zhaoxuan Tan, Xiaochuang Han, and Yulia Tsvetkov. 2023. Can language models solve graph problems in natural language? *arXiv preprint arXiv:2305.10037*.

Louis-Pascal Xhonneux, Andreea-Ioana Deac, Petar Veličković, and Jian Tang. 2021. [How to transfer algorithmic reasoning knowledge to learn new algorithms?](#) In *Advances in Neural Information Processing Systems*, volume 34, pages 19500–19512. Curran Associates, Inc.

Keyulu Xu, Jingling Li, Mozhi Zhang, Simon S Du, Ken-ichi Kawarabayashi, and Stefanie Jegelka. 2019. What can neural networks reason about? *arXiv preprint arXiv:1905.13211*.

KiJung Yoon, Renjie Liao, Yuwen Xiong, Lisa Zhang, Ethan Fetaya, Raquel Urtasun, Richard Zemel, and Xaq Pitkow. 2018. Inference in probabilistic graphical models by graph neural networks. *arXiv preprint arXiv:1803.07710*.

Zeyang Zhang, Xin Wang, Ziwei Zhang, Haoyang Li, Yijian Qin, Simin Wu, and Wenwu Zhu. 2023. Llm4dyg: Can large language models solve problems on dynamic graphs? *arXiv preprint arXiv:2310.17110*.

Jianan Zhao, Le Zhuo, Yikang Shen, Meng Qu, Kai Liu, Michael Bronstein, Zhaocheng Zhu, and Jian Tang. 2023. Graphtext: Graph reasoning in text space. *arXiv preprint arXiv:2310.01089*.

Appendix

Frameworks

Our entire codebase is implemented in PyTorch. The implementations of the transformer-based models are extended from the Huggingface codebase.

Hyperparameter Tuning and Model Settings

All fine-tuning experiments were performed in half-precision using the aforementioned Huggingface codebase. The models for each algorithm were tuned for the optimal r and α values for parameter-efficient fine-tuning.

Algorithmic Translation Details

This section describes the translation of inputs, hints, and outputs for various algorithms used in our benchmarks. The details are derived from the CLRS benchmark and our own methodology.

Algorithm Specifications

Each algorithm specification includes the following fields:

- **inputs:** The initial parameters or data structures required by the algorithm to execute.
- **hints:** Intermediate steps or states generated during the execution of the algorithm, useful for reasoning about the process.

- **outputs:** The final result produced by the algorithm.

Translation of Inputs, Hints, and Outputs

For each algorithm, we describe the translation steps from the raw data to the form used in our benchmarks.

Breadth-First Search (BFS)

Inputs:

- **Adjacency Matrix (adj):** A matrix representing the connections between nodes in the graph.
- **Source Node (s):** The starting node for the BFS algorithm.

Hints:

- **Reachable Nodes (reach_h):** Indicates which nodes are reachable from the source node.
- **Predecessor Nodes (pi_h):** Shows the predecessor of each node in the BFS tree.

Translation:

- **User Hint:** Queue: {queue}, Dequeue: {dequeue_node}, Unvisited neighborhood of {dequeue_node}: {neighborhood}
- **Assistant Hint:** Reachable Nodes: {reachable_nodes}

Outputs:

- **Reachable Nodes List:** A list of nodes reachable from the source node.

Translation Steps:

- Convert the adjacency matrix to an edge list.
- Identify the source node.
- For hints, preprocess the hint matrices to extract reachable nodes and predecessors.
- Generate step-by-step hints detailing the queue state and reachable nodes.

Depth-First Search (DFS)

Inputs:

- **Adjacency Matrix (adj):** A matrix representing the connections between nodes in the graph.

Hints:

- **Predecessor Nodes (pi_h):** Shows the predecessor of each node in the DFS tree.
- **Node Colors (color):** Represents the state of each node (unvisited, visiting, visited).
- **Source Node (s):** Indicates the source node.

Translation:

- **User Hint:** Stack: {stack}, Pop Node: {pop_node}, 1-hop Neighborhood of {pop_node}: {neighborhood}
- **Assistant Hint:** Connected Components: {components}

Outputs:

- **Connected Components:** A list of all connected components in the graph.

Translation Steps:

- Convert the adjacency matrix to an edge list.
- Identify the source node.
- For hints, preprocess the hint matrices to extract predecessors, node colors, and source node.
- Generate step-by-step hints detailing the stack state and connected components.

Dijkstra's Algorithm

Inputs:

- **Adjacency Matrix (adj):** A matrix representing the connections between nodes in the graph.
- **Weights (A):** A matrix representing the weights of the edges.
- **Source Node (s):** The starting node for the algorithm.

Hints:

- **Distances (d):** The current shortest distances from the source node to all other nodes.
- **Mark (mark):** Indicates whether a node has been visited.
- **In Queue (in_queue):** Indicates whether a node is in the priority queue.
- **Current Node (u):** The current node being processed.

Translation:

- **User Hint:** Priority Queue: {priority_queue}, Unvisited Nodes: {unvisited_nodes}, Visited Nodes: {visited_nodes}
- **Assistant Hint:** Distances: {distances}

Outputs:

- **Distances:** The final shortest distances from the source node to all other nodes.

Translation Steps:

- Convert the adjacency matrix and weights to an edge list with weights.
- Identify the source node.
- For hints, preprocess the hint matrices to extract distances, marks, queue states, and current node.
- Generate step-by-step hints detailing the priority queue state, visited and unvisited nodes, and distances.

Floyd-Warshall Algorithm

Inputs:

- **Adjacency Matrix (adj):** A matrix representing the connections between nodes in the graph.
- **Weights (A):** A matrix representing the weights of the edges.

Hints:

- **Distance Matrix (D):** The current shortest distances between all pairs of nodes.

Translation:

- **User Hint:** Queue: {queue}, Dequeue {dequeue_node}
- **Assistant Hint:** Distances: {distances}

Outputs:

- **Distances:** The final shortest distances between all pairs of nodes.

Translation Steps:

- Convert the adjacency matrix and weights to an edge list with weights.
- For hints, preprocess the hint matrices to extract the distance matrix.
- Generate step-by-step hints detailing the distance matrix state and changes.

Minimum Spanning Tree - Prim's Algorithm

Inputs:

- **Adjacency Matrix (adj):** A matrix representing the connections between nodes in the graph.
- **Weights (A):** A matrix representing the weights of the edges.
- **Source Node (s):** The starting node for the algorithm.

Hints:

- **Key (key):** The current minimum weight to connect to the node.
- **Predecessor (pi_h):** The predecessor node in the MST.
- **Mark (mark):** Indicates whether a node is included in the MST.
- **In Queue (in_queue):** Indicates whether a node is in the priority queue.
- **Current Node (u):** The current node being processed.

Translation:

- **User Hint:** Priority Queue: {priority_queue}, Unvisited Nodes: {unvisited_nodes}, Visited Nodes: {visited_nodes}
- **Assistant Hint:** MST Edges: {mst_edges}

Outputs:

- **MST Edges:** The edges included in the minimum spanning tree.

Translation Steps:

- Convert the adjacency matrix and weights to an edge list with weights.
- Identify the source node.
- For hints, preprocess the hint matrices to extract key values, predecessors, marks, queue states, and current node.
- Generate step-by-step hints detailing the priority queue state, visited and unvisited nodes, and MST edges.

Algorithm Translations

Figure 10 shows translations for algorithms.

Individual Prompt Strategy Performances Graphs

The performance graphs for individual prompt strategy is shown in Figure 11 and Figure ??.

Hardware

To run our experiments, we utilized a high-performance computing setup equipped with seven NVIDIA L40S GPUs and CUDA version 12.5.

Error Heatmaps by Algorithm

These figures are the algorithm-specific errors made by each of the best performing models.

Intermediate Steps Analysis

These figures show the average accuracy for each step for each graph size by model.

Breadth-first Search

User: Please perform the Breadth-first Search algorithm for reachability on the following graph: Edgelist: [(0, 1), (1, 2), (1, 3)]; Source Node: 1; Output Format: Reachable Nodes: [node1, node2, ...]. List all known reachable nodes ordered lexicographically smallest to largest.

Assistant: Reachable Nodes: [0, 2, 3]

User: List all known reachable nodes ordered lexicographically smallest to largest.

Assistant: Reachable Nodes: [0, 2, 3]

Depth-first Search

User: Please perform the Depth-first Search algorithm for reachability on the following graph: Edgelist: [(0, 1), (1, 2), (1, 3), (2, 3)]

Assistant: Connected Components: [(0)]

User: List all known connected components.

Assistant: Connected Components: [(0, 1)]

User: List all known connected components.

Assistant: Connected Components: [(0, 1, 2)]

User: List all known connected components.

Assistant: Connected Components: [(0, 1, 2, 3)]

Dijkstra

User: Please perform the Dijkstra's algorithm for the shortest path on the following graph: Edgelist: [(0, 1, 8.0), (0, 2, 7.0), (2, 3, 10.0)]; Source Node: 1; Output Format: Distances: [(node1, node2, weight), ...]. What are the distances between each pair of nodes?

Assistant: Distances: []

User: What are the distances between each pair of nodes?

Assistant: Distances: [(1, 0, 8.0)]

User: What are the distances between each pair of nodes?

Assistant: Distances: [(1, 0, 8.0), (1, 2, 15.0)]

User: What are the distances between each pair of nodes?

Assistant: Distances: [(1, 0, 8.0), (1, 2, 15.0), (1, 3, 25.0)]

Floyd-Warshall

User: Please perform the Floyd-Warshall algorithm for shortest-path on the following graph: Edgelist: [(1, 3, 1.0)]; Output Format: Distances: [(node1, node2, weight), ...]. What are the shortest path distances between all pairs of nodes?

Assistant: Distances: [(1, 3, 1.0)]

User: What are the shortest path distances between all pairs of nodes?

Assistant: Distances: [(1, 3, 1.0)]

User: What are the shortest path distances between all pairs of nodes?

Assistant: Distances: [(1, 3, 1.0)]

MST-Prim

User: Please perform the Prim MST algorithm for minimum spanning tree on the following graph: Edgelist: [(0, 1, 8.0), (0, 2, 7.0), (2, 3, 10.0)]; Source Node: 1; Output Format: MST Edges: [(node1, node2, weight), ...]. What is the edgelist of the minimum spanning tree?

Assistant: MST Edges: []

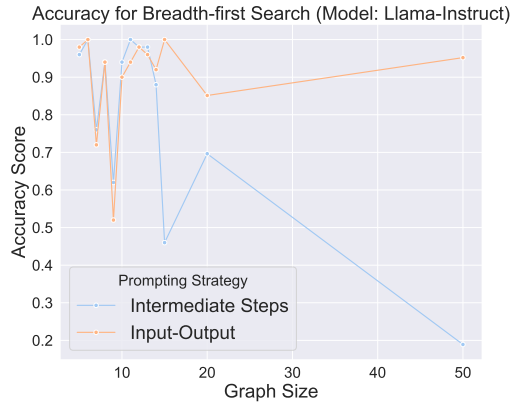
User: What is the edgelist of the minimum spanning tree?

Assistant: MST Edges: [(0, 1, 8.0)]

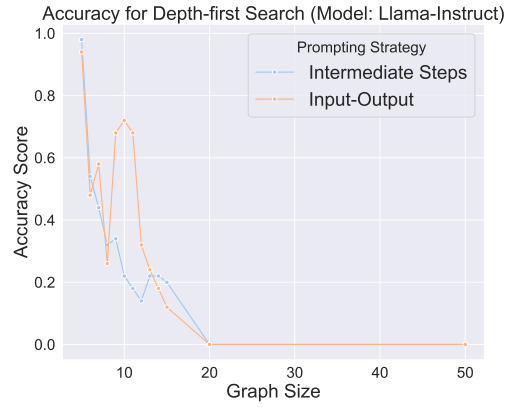
User: What is the edgelist of the minimum spanning tree?

Assistant: MST Edges: [(0, 1, 8.0), (0, 2, 7.0), (2, 3, 10.0)]

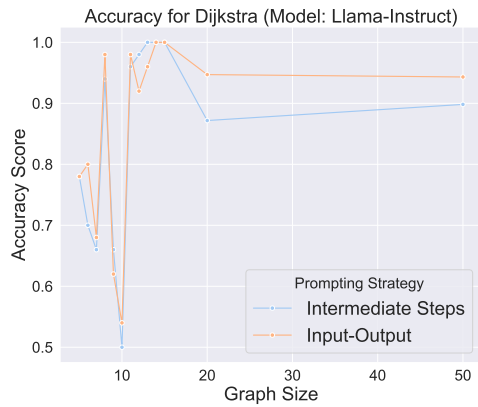
Figure 10: Algorithmic translations.



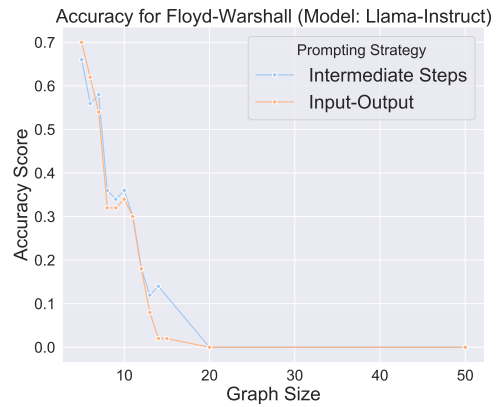
(a) Breadth-First Search



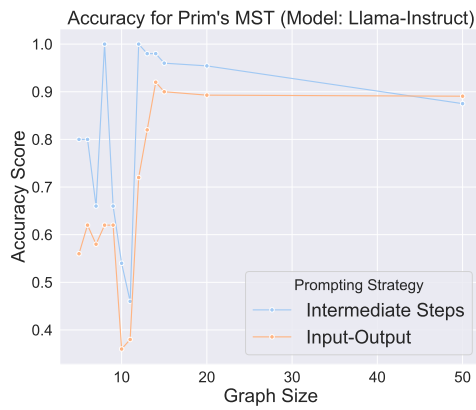
(b) Depth-First Search



(c) Dijkstra



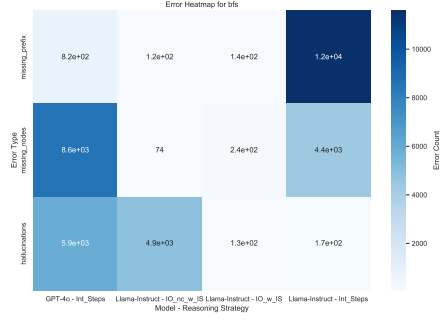
(d) Floyd-Warshall



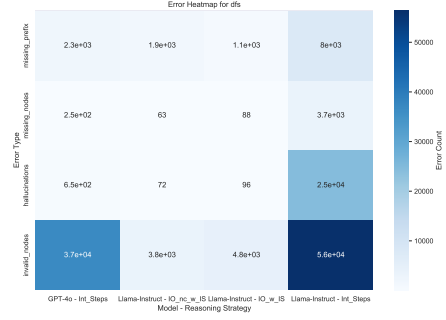
(e) Prim's MST

Figure 11: Performance by graph size for BFS, DFS, Dijkstra, Floyd-Warshall, and Prim's MST algorithms.

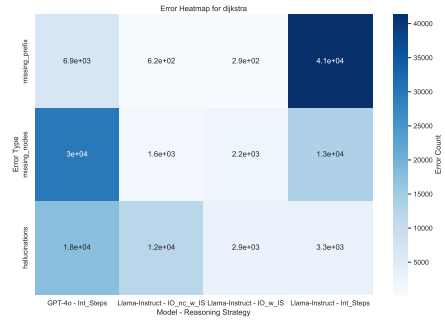
Full Results



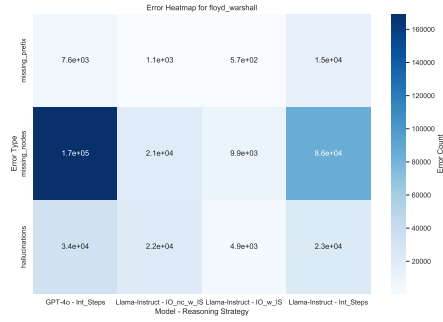
(a) Breadth-First Search



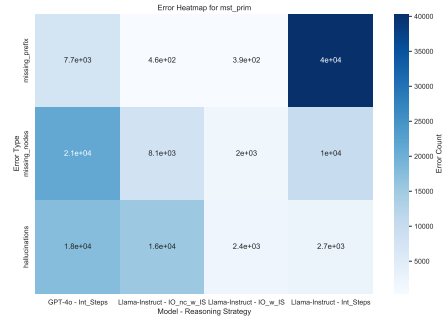
(b) Depth-First Search



(c) Dijkstra



(d) Floyd-Warshall

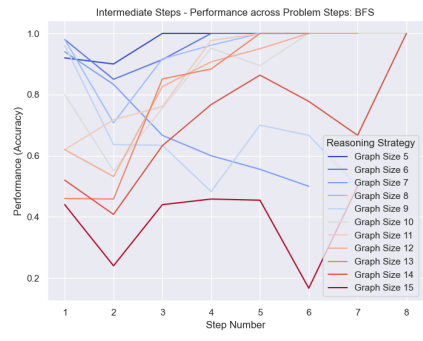


(e) Prim's MST

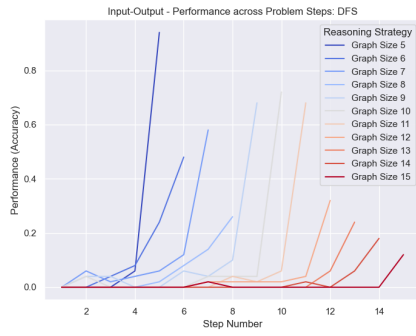
Figure 12: Error heatmaps for each algorithm



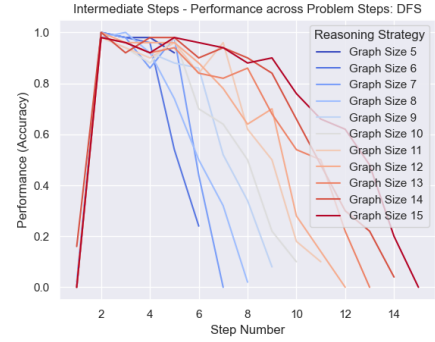
(a) BFS - Input-Output



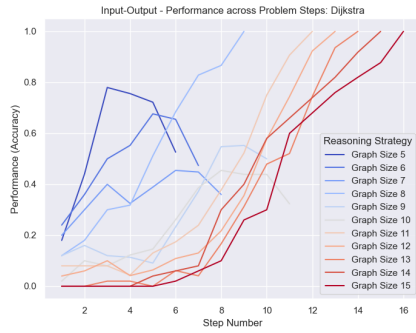
(b) BFS - Intermediate Steps



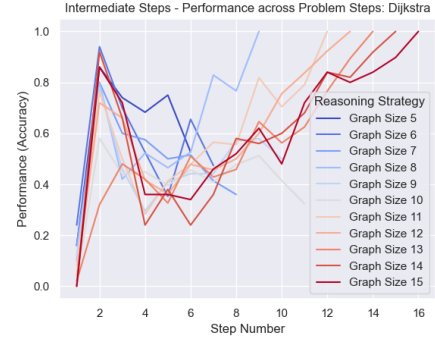
(c) DFS - Input-Output



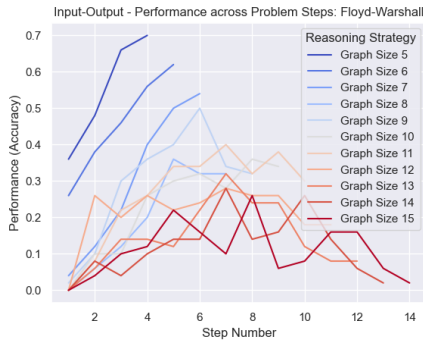
(d) DFS - Intermediate Steps



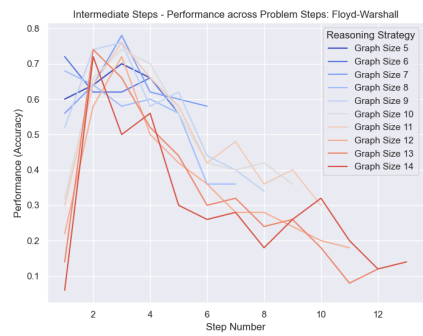
(e) Dijkstra - Input-Output



(f) Dijkstra - Intermediate Steps



(g) Floyd-Warshall - Input-Output



(h) Floyd-Warshall - Intermediate Steps



(i) Prim's MST - Input-Output



(j) Prim's MST - Intermediate Steps

Algorithm	Prompting Strategy	Model	5	6	7	8	9	10	11	12	13	14	15	20	50
Prim's MST	Input-Output (Output + Reasoning)	Mistral-Instruct	26.07	27.37	41.44	27.61	30.86	19.64	18.55	7.63	11.73	7.19	5.78	5.79	0.00
Prim's MST	Input-Output (Output + Reasoning)	Mistral	8.27	14.50	51.04	29.77	38.06	12.63	13.36	13.82	12.33	13.99	5.35	2.45	2.48
Prim's MST	Input-Output (Output + Reasoning)	Llama-Instruct	20.80	17.30	14.06	8.90	9.66	7.07	2.65	4.62	3.59	2.94	2.10	1.98	0.00
Prim's MST	Input-Output (Output + Reasoning)	Llama	29.07	34.60	12.79	17.12	0.00	5.64	20.63	17.33	32.68	33.01	32.30	20.37	20.39
Prim's MST	Input-Output (Output + Reasoning)	GPT-4o	12.56	10.95	4.58	5.01	3.03	1.51	1.17	0.00	0.78	0.11	0.22	0.00	0.00
Prim's MST	Intermediate Steps	Mistral-Instruct	53.90	55.20	50.25	41.90	37.20	0.00	24.50	23.76	26.41	22.84	18.10	18.11	11.74
Prim's MST	Intermediate Steps	Mistral	72.00	41.20	53.35	39.26	33.85	0.00	30.63	25.22	14.60	22.31	15.85	11.30	10.88
Prim's MST	Intermediate Steps	Llama-Instruct	63.37	74.10	57.43	61.02	49.98	48.09	54.17	58.13	58.36	56.46	54.26	44.05	44.06
Prim's MST	Intermediate Steps	Llama	84.10	78.73	58.65	68.17	44.26	0.00	45.12	52.69	52.58	56.78	54.06	42.81	42.82
Prim's MST	Input-Output (Output Only)	Llama-Instruct	43.40	43.23	37.10	26.83	28.07	11.20	16.27	12.45	15.19	15.78	12.10	9.67	6.87
Prim's MST	Input-Output (Output Only)	Mistral-Instruct	62.67	47.23	52.46	39.75	38.89	33.50	29.67	22.63	22.82	24.89	20.51	11.38	11.38
Prim's MST	Input-Output (Output Only)	Mistral	75.33	38.20	58.52	39.37	33.28	31.79	30.52	26.03	12.23	20.75	19.81	17.26	9.78
Prim's MST	Input-Output (Output Only)	Llama-Instruct	34.02	44.21	36.22	36.15	34.38	14.49	14.96	10.12	10.29	40.67	39.75	38.59	27.23
Prim's MST	Input-Output (Output Only)	Llama	87.60	70.20	65.98	61.15	0.00	51.71	56.60	43.08	53.49	58.03	58.23	56.18	56.18
Floyd-Warshall	Input-Output (Output + Reasoning)	Mistral-Instruct	0.00	0.00	0.00	0.00	0.00	0.00	0.00	0.00	18.00	10.83	9.23	5.01	5.01
Floyd-Warshall	Input-Output (Output + Reasoning)	Mistral	0.00	0.00	0.00	0.00	0.00	0.00	0.00	0.00	18.18	16.33	12.92	11.71	10.52
Floyd-Warshall	Input-Output (Output + Reasoning)	Llama-Instruct	40.77	41.20	39.60	41.53	36.86	6.25	3.78	3.40	20.91	16.90	15.60	2.02	2.03
Floyd-Warshall	Input-Output (Output + Reasoning)	Llama	70.67	56.00	50.80	51.67	40.57	33.50	28.89	33.20	21.09	21.00	19.08	14.53	14.53
Floyd-Warshall	Input-Output (Output + Reasoning)	GPT-4o	19.47	12.60	7.68	1.87	0.80	0.60	0.00	0.00	0.00	0.00	0.12	0.00	0.00
Floyd-Warshall	Intermediate Steps	Mistral-Instruct	43.33	53.50	45.20	27.00	21.14	0.00	24.89	20.60	17.82	14.17	10.92	7.42	6.18
Floyd-Warshall	Intermediate Steps	Mistral	68.00	58.00	9.60	35.00	29.71	0.00	21.56	18.00	14.00	8.17	8.92	1.07	1.08
Floyd-Warshall	Intermediate Steps	Llama-Instruct	64.67	65.50	64.00	57.00	58.00	52.75	51.11	38.00	35.27	31.33	30.93	20.75	20.75
Floyd-Warshall	Intermediate Steps	Llama	53.33	70.50	58.40	65.67	59.43	0.00	52.67	42.80	34.55	30.33	24.46	24.49	23.75
Floyd-Warshall	Input-Output (Output Only)	Llama-Instruct	50.00	41.50	25.60	17.67	28.86	21.50	26.00	21.60	15.27	12.83	11.69	11.70	5.74
Floyd-Warshall	Input-Output (Output Only)	Mistral-Instruct	0.00	0.00	0.00	0.00	0.00	24.75	21.78	24.40	19.45	14.33	11.54	4.82	4.83
Floyd-Warshall	Input-Output (Output Only)	Mistral	0.00	0.00	0.00	0.00	0.00	23.50	17.33	20.20	14.18	8.67	9.38	3.09	0.00
Floyd-Warshall	Input-Output (Output Only)	Llama-Instruct	52.98	41.20	51.52	47.40	41.43	39.25	34.80	30.68	27.89	23.47	23.47	3.78	3.78
Floyd-Warshall	Input-Output (Output Only)	Llama	50.67	69.00	63.60	65.00	62.86	60.00	48.22	44.60	36.55	29.17	26.46	26.47	15.38
Dijkstra	Input-Output (Output + Reasoning)	Mistral-Instruct	44.00	28.50	27.63	28.22	15.15	21.07	15.81	21.52	17.27	20.58	21.76	7.32	7.32
Dijkstra	Input-Output (Output + Reasoning)	Mistral	2.80	7.77	32.89	7.01	21.46	28.43	19.00	33.61	27.13	24.70	15.37	14.59	11.11
Dijkstra	Input-Output (Output + Reasoning)	Llama-Instruct	30.27	32.82	26.59	20.43	9.44	3.92	4.37	3.79	1.01	1.82	1.31	0.60	0.00
Dijkstra	Input-Output (Output + Reasoning)	Llama	25.47	10.53	4.00	39.05	0.00	20.79	30.37	18.86	40.96	38.05	31.14	31.17	31.18
Dijkstra	Input-Output (Output + Reasoning)	GPT-4o	28.69	23.05	22.28	18.42	13.87	9.66	6.42	5.38	2.82	0.82	0.75	0.00	0.00
Dijkstra	Intermediate Steps	Mistral-Instruct	78.83	63.57	58.89	49.98	38.29	0.00	42.13	28.14	33.13	28.45	27.43	24.33	22.81
Dijkstra	Intermediate Steps	Mistral	68.47	54.37	50.91	38.31	34.93	0.00	45.50	14.37	26.98	26.70	25.62	19.00	11.94
Dijkstra	Intermediate Steps	Llama-Instruct	61.27	60.43	50.03	50.76	47.66	42.24	55.79	56.65	49.13	55.47	58.56	51.57	51.13
Dijkstra	Intermediate Steps	Llama	81.70	74.77	62.50	55.35	57.41	0.00	53.76	49.18	52.19	56.58	52.93	49.33	49.34
Dijkstra	Input-Output (Output Only)	Llama-Instruct	56.00	50.67	41.36	45.80	29.40	24.30	33.23	27.93	24.28	32.36	29.45	29.45	21.44
Dijkstra	Input-Output (Output Only)	Mistral-Instruct	78.47	52.00	64.74	53.16	35.35	37.36	35.25	30.72	33.44	27.17	28.57	28.55	16.20
Dijkstra	Input-Output (Output Only)	Mistral	72.67	51.67	52.24	41.60	31.96	37.14	32.65	12.01	30.99	28.48	25.51	25.52	20.21
Dijkstra	Input-Output (Output Only)	Llama-Instruct	32.77	35.55	24.37	23.00	19.22	11.01	12.35	11.21	9.89	7.77	7.16	5.69	5.67
Dijkstra	Input-Output (Output Only)	Llama	86.00	73.23	67.54	53.45	0.00	55.74	43.67	42.77	54.27	58.98	53.28	53.26	49.47
DFS	Input-Output (Output + Reasoning)	Mistral-Instruct	19.00	30.00	28.00	19.43	16.75	11.33	11.20	9.64	9.17	4.77	8.29	0.00	0.00
DFS	Input-Output (Output + Reasoning)	Mistral	42.00	32.00	13.67	26.29	20.50	8.44	8.40	5.64	9.00	7.54	12.29	7.07	0.00
DFS	Input-Output (Output + Reasoning)	Llama-Instruct	5.46	24.40	21.33	20.17	21.30	18.49	23.08	17.53	13.47	18.37	15.60	15.62	7.11
DFS	Input-Output (Output + Reasoning)	Llama	5.00	20.50	19.20	21.71	18.97	16.15	21.60	15.84	12.36	17.10	14.00	15.00	7.12
DFS	Input-Output (Output + Reasoning)	GPT-4o	0.50	1.60	0.80	0.23	0.34	0.36	0.18	0.22	0.07	0.07	0.06	0.00	0.00
DFS	Intermediate Steps	Mistral-Instruct	82.50	56.00	47.67	54.57	58.75	0.00	58.20	24.18	55.00	47.08	51.43	41.58	41.72
DFS	Intermediate Steps	Mistral	92.00	37.60	75.33	59.71	65.00	0.00	52.00	56.00	50.50	42.62	55.43	54.01	45.27
DFS	Intermediate Steps	Llama-Instruct	74.00	73.50	76.80	69.00	73.14	70.25	74.44	71.60	73.09	75.50	77.23	77.84	63.53
DFS	Intermediate Steps	Llama	25.00	21.20	44.00	37.43	26.50	0.00	59.60	52.18	51.67	62.31	58.43	49.95	49.99
DFS	Input-Output (Output Only)	Llama-Instruct	1.50	7.20	5.00	3.43	3.50	1.78	1.20	1.09	0.50	0.62	0.14	0.00	0.00
DFS	Input-Output (Output Only)	Mistral-Instruct	85.00	59.20	48.67	63.71	58.50	51.33	59.40	23.64	53.17	48.31	46.00	42.27	42.32
DFS	Input-Output (Output Only)	Mistral	93.00	41.20	68.33	60.29	61.50	55.33	54.60	58.18	49.33	42.62	56.71	51.42	51.46
DFS	Input-Output (Output Only)	Llama-Instruct	27.33	27.28	37.87	31.71	33.70	40.04	47.80	45.31	38.33	35.02	43.60	13.52	13.54
DFS	Input-Output (Output Only)	Llama	25.00	18.40	35.67	46.57	31.25	26.89	57.40	52.55	48.50	65.54	57.43	56.38	56.40
BFS	Input-Output (Output + Reasoning)	Mistral-Instruct	0.00	31.58	39.15	18.83	15.48	2.02	5.07	7.35	5.24	1.43	3.47	3.47	1.40
BFS	Input-Output (Output + Reasoning)	Mistral	0.67	27.59	32.31	19.79	5.95	6.45	1.06	0.00	0.00	2.21	3.19	0.00	0.00
BFS	Input-Output (Output + Reasoning)	Llama-Instruct	0.00	0.00	0.00	0.00	0.00	0.00	0.00	0.00	0.00	0.00	0.00	0.00	1.73
BFS	Input-Output (Output + Reasoning)	Llama	32.29	5.79	3.50	3.37	0.00	11.39	0.00	3.03	13.84	11.53	7.53	7.53	4.69
BFS	Input-Output (Output + Reasoning)	GPT-4o	12.50	12.27	11.70	12.69	13.11	10.89	12.78	11.78	7.96	7.18	8.92	0.00	0.00
BFS	Intermediate Steps	Mistral-Instruct	61.67	52.75	28.13	38.13	28.48	0.00	33.77	40.07	21.39	24.89	34.83	28.27	19.88
BFS	Intermediate Steps	Mistral	53.33	76.92	45.04	58.29	45.80	0.00	44.06	44.75	30.03	27.67	3.33	3.37	3.39
BFS	Intermediate Steps	Llama-Instruct	93.33	88.54	79.80	89.39	75.00	74.01	71.92	66.31	59.65	54.23	38.57	38.57	38.57
BFS	Intermediate Steps	Llama	42.67	0.00	65.28	56.18	60.23	0.00	81.05	54.65	59.83	52.57	56.87	55.20	54.62
BFS	Input-Output (Output Only)	Llama-Instruct	42.67	44.04	29.44	33.86	19.02	31.65	28.01	28.72	29.44	27.91	28.93	18.08	18.09
BFS	Input-Output (Output Only)	Mistral-Instruct	0.00	47.41	52.99	38.33	32.01	39.73	40.25	30.20	23.37	28.91	29.31	20.09	20.13
BFS	Input-Output (Output Only)	Mistral	72.92	73.07	56.32	62.38	46.84	32.61	47.09	45.61	37.07	30.58	2.55	2.56	2.56
BFS	Input-Output (Output Only)	Llama-Instruct	13.29	20.98	29.99	30.97	25.68	18.47	22.72	21.16	17.60	19.47	14.49	6.61	11.60
BFS	Input-Output (Output Only)	Llama	35.76	0.00	66.41	53.76	63.84	48.96	85.89	62.86	58.44	57.79	49.54	49.62	49.67

Table 1: Full Intermediate Steps Exact Accuracy Results

Algorithm	Prompting Strategy	Model	5	6	7	8	9	10	11	12	13	14	15	20	50
Prim's MST	Input-Output (Output + Reasoning)	Mistral-Instruct	26.07	27.37	41.44	27.61	30.86	19.64	18.55	7.63	11.73	7.19	5.78	5.79	0.00
Prim's MST	Input-Output (Output + Reasoning)	Mistral	8.27	14.50	51.04	29.77	38.06	12.63	13.36	13.82	12.33	13.99	5.35	2.45	2.48
Prim's MST	Input-Output (Output + Reasoning)	Llama-Instruct	20.80	17.30	14.06	8.90	9.66	7.07	2.65	4.62	3.59	2.94	2.10	1.98	0.00
Prim's MST	Input-Output (Output + Reasoning)	Llama	29.07	34.60	12.79	17.12	0.00	5.64	20.63	17.33	32.68	33.01	32.30	20.37	20.39
Prim's MST	Input-Output (Output + Reasoning)	GPT-4o	12.56	10.95	4.58	5.01	3.03	1.51	1.17	0.00	0.78	0.11	0.22	0.00	0.00
Prim's MST	Intermediate Steps	Mistral-Instruct	53.90	55.20	50.25	41.90	37.20	0.00	24.50	23.76	26.41	22.84	18.10	18.11	11.74
Prim's MST	Intermediate Steps	Mistral	72.00	41.20	53.35	39.26	33.85	0.00	30.63	25.22	14.60	22.31	15.85	11.30	10.88
Prim's MST	Intermediate Steps	Llama-Instruct	63.37	74.10	57.43	61.02	49.98	48.09	54.17	58.13	58.36	56.46	54.26	44.05	44.06
Prim's MST	Intermediate Steps	Llama	84.10	78.73	58.65	68.17	44.26	0.00	45.12	52.69	52.58	56.78	54.06	42.81	42.82
Prim's MST	Input-Output (Output Only)	Llama-Instruct	43.40	43.23	37.10	26.83	28.07	11.20	16.27	12.45	15.19	15.78	12.10	9.67	6.87
Prim's MST	Input-Output (Output Only)	Mistral-Instruct	62.67	47.23	52.46	39.75	38.89	33.50	29.67	22.63	22.82	24.89	20.51	11.38	11.38
Prim's MST	Input-Output (Output Only)	Mistral	75.33	38.20	58.52	39.37	33.28	31.79	30.52	26.03	12.23	20.75	19.81	17.26	9.78
Prim's MST	Input-Output (Output Only)	Llama-Instruct	34.02	44.21	36.22	36.15	34.38	14.49	14.96	10.12	10.29	40.67	39.75	38.59	27.23
Prim's MST	Input-Output (Output Only)	Llama	87.60	70.20	65.98	61.15	0.00	51.71	56.60	43.08	53.49	58.03	58.23	56.18	56.18
Floyd-Warshall	Input-Output (Output + Reasoning)	Mistral-Instruct	0.00	0.00	0.00	0.00	0.00	0.00	0.00	0.00	18.00	10.83	9.23	5.01	5.01
Floyd-Warshall	Input-Output (Output + Reasoning)	Mistral	0.00	0.00	0.00	0.00	0.00	0.00	0.00	0.00	18.18	16.33	12.92	11.71	10.52
Floyd-Warshall	Input-Output (Output + Reasoning)	Llama-Instruct	40.77	41.20	39.60	41.53	36.86	6.25	3.78	3.40	20.91	16.90	15.60	2.02	2.03
Floyd-Warshall	Input-Output (Output + Reasoning)	Llama	70.67	56.00	50.80	51.67	40.57	33.50	28.89	33.20	21.09	21.00	19.08	14.53	14.53
Floyd-Warshall	Input-Output (Output + Reasoning)	GPT-4o	19.47	12.60	7.68	1.87	0.80	0.60	0.00	0.00	0.00	0.00	0.12	0.00	0.00
Floyd-Warshall	Intermediate Steps	Mistral-Instruct	43.33	53.50	45.20	27.00	21.14	0.00	24.89	20.60	17.82	14.17	10.92	7.42	6.18
Floyd-Warshall	Intermediate Steps	Mistral	68.00	58.00	9.60	35.00	29.71	0.00	21.56	18.00	14.00	8.17	8.92	1.07	1.08
Floyd-Warshall	Intermediate Steps	Llama-Instruct	64.67	65.50	64.00	57.00	58.00	52.75	51.11	38.00	35.27	31.33	30.93	20.75	20.75
Floyd-Warshall	Intermediate Steps	Llama	53.33	70.50	58.40	65.67	59.43	0.00	52.67	42.80	34.55	30.33	24.46	24.49	23.75
Floyd-Warshall	Input-Output (Output Only)	Llama-Instruct	50.00	41.50	25.60	17.67	28.86	21.50	26.00	21.60	15.27	12.83	11.69	11.70	5.74
Floyd-Warshall	Input-Output (Output Only)	Mistral-Instruct	0.00	0.00	0.00	0.00	0.00	24.75	21.78	24.40	19.45	14.33	11.54	4.82	4.83
Floyd-Warshall	Input-Output (Output Only)	Mistral	0.00	0.00	0.00	0.00	0.00	23.50	17.33	20.20	14.18	8.67	9.38	3.09	0.00
Floyd-Warshall	Input-Output (Output Only)	Llama-Instruct	52.98	41.20	51.52	47.40	41.43	39.25	34.80	30.68	27.89	23.47	23.47	3.78	3.78
Floyd-Warshall	Input-Output (Output Only)	Llama	50.67	69.00	63.60	65.00	62.86	60.00	48.22	44.60	36.55	29.17	26.46	26.47	15.38
Dijkstra	Input-Output (Output + Reasoning)	Mistral-Instruct	44.00	28.50	27.63	28.22	15.15	21.07	15.81	21.52	17.27	20.58	21.76	7.32	7.32
Dijkstra	Input-Output (Output + Reasoning)	Mistral	2.80	7.77	32.89	7.01	21.46	28.43	19.00	33.61	27.13	24.70	15.37	14.59	11.11
Dijkstra	Input-Output (Output + Reasoning)	Llama-Instruct	30.27	32.82	26.59	20.43	9.44	3.92	4.37	3.79	1.01	1.82	1.31	0.60	0.00
Dijkstra	Input-Output (Output + Reasoning)	Llama	25.47	10.53	4.00	39.05	0.00	20.79	30.37	18.86	40.96	38.05	31.14	31.17	31.18
Dijkstra	Input-Output (Output + Reasoning)	GPT-4o	28.69	23.05	22.28	18.42	13.87	9.66	6.42	5.38	2.82	0.82	0.75	0.00	0.00
Dijkstra	Intermediate Steps	Mistral-Instruct	78.83	63.57	58.89	49.98	38.29	0.00	42.13	28.14	33.13	28.45	27.43	24.33	22.81
Dijkstra	Intermediate Steps	Mistral	68.47	54.37	50.91	38.31	34.93	0.00	45.50	14.37	26.98	26.70	25.62	19.00	11.94
Dijkstra	Intermediate Steps	Llama-Instruct	61.27	60.43	50.03	50.76	47.66	42.24	55.79	56.65	49.13	55.47	58.56	51.57	51.13
Dijkstra	Intermediate Steps	Llama	81.70	74.77	62.50	55.35	57.41	0.00	53.76	49.18	52.19	56.58	52.93	49.33	49.34
Dijkstra	Input-Output (Output Only)	Llama-Instruct	56.00	50.67	41.36	45.80	29.40	24.30	33.23	27.93	24.28	32.36	29.45	29.45	21.44
Dijkstra	Input-Output (Output Only)	Mistral-Instruct	78.47	52.00	64.74	53.16	35.35	37.36	35.25	30.72	33.44	27.17	28.57	28.55	16.20
Dijkstra	Input-Output (Output Only)	Mistral	72.67	51.67	52.24	41.60	31.96	37.14	32.65	12.01	30.99	28.48	25.51	25.52	20.21
Dijkstra	Input-Output (Output Only)	Llama-Instruct	32.77	35.55	24.37	23.00	19.22	11.01	12.35	11.21	9.89	7.77	7.16	5.69	5.67
Dijkstra	Input-Output (Output Only)	Llama	86.00	73.23	67.54	53.45	0.00	55.74	43.67	42.77	54.27	58.98	53.28	53.26	49.47
DFS	Input-Output (Output + Reasoning)	Mistral-Instruct	19.00	30.00	28.00	19.43	16.75	11.33	11.20	9.64	9.17	4.77	8.29	0.00	0.00
DFS	Input-Output (Output + Reasoning)	Mistral	42.00	32.00	13.67	26.29	20.50	8.44	8.40	5.64	9.00	7.54	12.29	7.07	0.00
DFS	Input-Output (Output + Reasoning)	Llama-Instruct	5.46	24.40	21.33	20.17	21.30	18.49	23.08	17.53	13.47	18.37	15.60	15.62	7.11
DFS	Input-Output (Output + Reasoning)	Llama	5.00	20.50	19.20	21.71	18.97	16.15	21.60	15.84	12.36	17.10	14.00	15.00	7.12
DFS	Input-Output (Output + Reasoning)	GPT-4o	0.50	1.60	0.80	0.23	0.34	0.36	0.18	0.22	0.07	0.07	0.06	0.00	0.00
DFS	Intermediate Steps	Mistral-Instruct	82.50	56.00	47.67	54.57	58.75	0.00	58.20	24.18	55.00	47.08	51.43	41.58	41.72
DFS	Intermediate Steps	Mistral	92.00	37.60	75.33	59.71	65.00	0.00	52.00	56.00	50.50	42.62	55.43	54.01	45.27
DFS	Intermediate Steps	Llama-Instruct	74.00	73.50	76.80	69.00	73.14	70.25	74.44	71.60	73.09	75.50	77.23	77.84	63.53
DFS	Intermediate Steps	Llama	25.00	21.20	44.00	37.43	26.50	0.00	59.60	52.18	51.67	62.31	58.43	49.95	49.99
DFS	Input-Output (Output Only)	Llama-Instruct	1.50	7.20	5.00	3.43	3.50	1.78	1.20	1.09	0.50	0.62	0.14	0.00	0.00
DFS	Input-Output (Output Only)	Mistral-Instruct	85.00	59.20	48.67	63.71	58.50	51.33	59.40	23.64	53.17	48.31	46.00	42.27	42.32
DFS	Input-Output (Output Only)	Mistral	93.00	41.20	68.33	60.29	61.50	55.33	54.60	58.18	49.33	42.62	56.71	51.42	51.46
DFS	Input-Output (Output Only)	Llama-Instruct	27.33	27.28	37.87	31.71	33.70	40.04	47.80	45.31	38.33	35.02	43.60	13.52	13.54
DFS	Input-Output (Output Only)	Llama	25.00	18.40	35.67	46.57	31.25	26.89	57.40	52.55	48.50	65.54	57.43	56.38	56.40
BFS	Input-Output (Output + Reasoning)	Mistral-Instruct	0.00	31.58	39.15	18.83	15.48	2.02	5.07	7.35	5.24	1.43	3.47	3.47	1.40
BFS	Input-Output (Output + Reasoning)	Mistral	0.67	27.59	32.31	19.79	5.95	6.45	1.06	0.00	0.00	2.21	3.19	0.00	0.00
BFS	Input-Output (Output + Reasoning)	Llama-Instruct	0.00	0.00	0.00	0.00	0.00	0.00	0.00	0.00	0.00	0.00	0.00	0.00	1.73
BFS	Input-Output (Output + Reasoning)	Llama	32.29	5.79	3.50	3.37	0.00	11.39	0.00	3.03	13.84	11.53	7.53	7.53	4.69
BFS	Input-Output (Output + Reasoning)	GPT-4o	12.50	12.27	11.70	12.69	13.11	10.89	12.78	11.78	7.96	7.18	8.92	0.00	0.00
BFS	Intermediate Steps	Mistral-Instruct	61.67	52.75	28.13	38.13	28.48	0.00	33.77	40.07	21.39	24.89	34.83	28.27	19.88
BFS	Intermediate Steps	Mistral	53.33	76.92	45.04	58.29	45.80	0.00	44.06	44.75	30.03	27.67	3.33	3.37	3.39
BFS	Intermediate Steps	Llama-Instruct	93.33	88.54	79.80	89.39	75.00	74.01	71.92	66.31	59.65	54.23	38.57	38.57	38.57
BFS	Intermediate Steps	Llama	42.67	0.00	65.28	56.18	60.23	0.00	81.05	54.65	59.83	52.57	56.87	55.20	54.62
BFS	Input-Output (Output Only)	Llama-Instruct	42.67	44.04	29.44	33.86	19.02	31.65	28.01	28.72	29.44	27.91	28.93	18.08	18.09
BFS	Input-Output (Output Only)	Mistral-Instruct	0.00	47.41	52.99	38.33	32.01	39.73	40.25	30.20	23.37	28.91	29.31	20.09	20.13
BFS	Input-Output (Output Only)	Mistral	72.92	73.07	56.32	62.38	46.84	32.61	47.09	45.61	37.07	30.58	2.55	2.56	2.56
BFS	Input-Output (Output Only)	Llama-Instruct	13.29	20.98	29.99	30.97	25.68	18.47	22.72	21.16	17.60	19.47	14.49	6.61	11.60
BFS	Input-Output (Output Only)	Llama	35.76	0.00	66.41	53.76	63.84	48.96	85.89	62.86	58.44	57.79	49.54	49.62	49.67

Table 2: Full Intermediate Steps Exact Accuracy Results

Algorithm	Prompting Strategy	Model	5	6	7	8	9	10	11	12	13	14	15	20	50
Prim's MST	Input-Output (Output + Reasoning)	Mistral-Instruct	30.80	33.11	44.28	29.44	33.46	21.30	20.03	7.43	12.33	7.92	5.92	0.00	0.00
Prim's MST	Input-Output (Output + Reasoning)	Mistral	21.40	15.65	53.29	32.97	39.95	16.44	16.75	15.02	12.16	13.99	5.01	0.67	0.69
Prim's MST	Input-Output (Output + Reasoning)	Llama-Instruct	26.79	21.96	17.41	11.86	11.53	9.20	3.53	5.17	3.65	2.97	2.32	2.02	0.00
Prim's MST	Input-Output (Output + Reasoning)	Llama	26.07	41.22	10.95	18.95	0.00	6.80	22.83	18.72	37.49	37.10	35.32	29.03	28.79
Prim's MST	Input-Output (Output + Reasoning)	GPT-4o	13.20	11.85	4.83	5.25	3.24	1.56	1.14	0.00	0.83	0.11	0.20	0.00	0.00
Prim's MST	Intermediate Steps	Mistral-Instruct	56.57	55.87	52.19	45.59	38.81	0.00	25.80	25.70	30.64	25.47	20.37	18.07	18.08
Prim's MST	Intermediate Steps	Mistral	71.77	42.84	55.62	40.47	38.63	0.00	31.29	27.10	14.70	24.17	17.87	13.42	13.44
Prim's MST	Intermediate Steps	Llama-Instruct	67.23	75.85	59.64	65.90	52.00	49.03	53.61	61.63	61.21	59.23	56.87	56.87	53.92
Prim's MST	Intermediate Steps	Llama	83.87	79.20	60.85	71.84	44.60	0.00	46.33	53.35	55.63	59.68	56.95	51.66	45.11
Prim's MST	Input-Output (Output Only)	Llama-Instruct	46.03	46.11	40.31	31.19	31.20	13.96	18.13	16.71	19.97	20.88	17.00	17.00	13.28
Prim's MST	Input-Output (Output Only)	Mistral-Instruct	65.13	52.23	54.22	40.60	41.42	38.09	32.89	23.21	26.48	26.84	23.73	17.59	17.60
Prim's MST	Input-Output (Output Only)	Mistral	74.27	40.01	61.01	39.57	37.90	34.94	33.93	27.67	12.65	23.12	23.38	15.53	15.20
Prim's MST	Input-Output (Output Only)	Llama-Instruct	38.47	52.27	39.88	39.88	38.00	14.56	14.89	9.91	9.75	44.40	43.75	41.41	41.41
Prim's MST	Input-Output (Output Only)	Llama	86.40	72.50	67.71	61.56	0.00	56.42	60.31	42.56	56.81	61.11	60.86	53.58	53.62
Floyd-Warshall	Input-Output (Output + Reasoning)	Mistral-Instruct	0.00	0.00	0.00	0.00	0.00	0.00	0.00	0.00	17.50	10.15	9.14	9.14	0.00
Floyd-Warshall	Input-Output (Output + Reasoning)	Mistral	0.00	0.00	0.00	0.00	0.00	0.00	0.00	0.00	17.83	15.38	12.57	12.57	3.62
Floyd-Warshall	Input-Output (Output + Reasoning)	Llama-Instruct	46.43	42.64	40.53	40.34	36.00	5.87	3.44	3.09	20.60	15.94	14.60	1.92	1.92
Floyd-Warshall	Input-Output (Output + Reasoning)	Llama	71.00	55.60	48.00	48.86	41.00	31.11	28.00	32.00	20.83	19.38	17.86	6.47	6.47
Floyd-Warshall	Input-Output (Output + Reasoning)	GPT-4o	20.00	12.48	7.47	2.06	0.80	0.62	0.00	0.00	0.00	0.00	0.11	0.00	0.00
Floyd-Warshall	Intermediate Steps	Mistral-Instruct	48.00	52.40	45.67	26.86	20.75	0.00	23.40	19.09	16.67	13.38	10.29	4.34	0.00
Floyd-Warshall	Intermediate Steps	Mistral	66.50	56.40	9.33	33.71	29.00	0.00	20.20	17.09	13.00	7.69	8.57	6.26	6.27
Floyd-Warshall	Intermediate Steps	Llama-Instruct	65.00	63.60	63.00	54.00	55.00	50.89	49.00	36.18	33.33	30.00	28.51	28.51	16.37
Floyd-Warshall	Intermediate Steps	Llama	41.50	66.40	57.67	60.86	56.00	0.00	50.00	40.55	32.67	28.62	22.86	22.88	22.22
Floyd-Warshall	Input-Output (Output Only)	Llama-Instruct	55.00	45.60	30.33	19.71	29.25	22.89	26.40	21.27	14.67	12.00	11.00	9.99	1.00
Floyd-Warshall	Input-Output (Output Only)	Mistral-Instruct	0.00	0.00	0.00	0.00	0.00	23.56	20.80	22.91	18.50	13.54	11.00	10.42	1.64
Floyd-Warshall	Input-Output (Output Only)	Mistral	0.00	0.00	0.00	0.00	0.00	21.78	16.40	19.27	13.67	8.15	8.71	6.74	0.00
Floyd-Warshall	Input-Output (Output Only)	Llama-Instruct	57.14	43.04	50.93	45.37	40.05	38.31	33.76	29.60	26.83	22.34	22.34	3.58	3.58
Floyd-Warshall	Input-Output (Output Only)	Llama	41.00	65.60	61.67	61.43	60.75	55.33	46.20	42.36	35.00	27.38	24.71	24.72	24.24
Dijkstra	Input-Output (Output + Reasoning)	Mistral-Instruct	49.33	37.50	34.63	33.19	15.26	25.24	17.62	22.39	16.90	21.24	22.33	20.06	8.39
Dijkstra	Input-Output (Output + Reasoning)	Mistral	11.60	13.03	38.73	10.55	22.59	31.15	17.95	34.50	29.05	25.73	15.96	16.04	16.10
Dijkstra	Input-Output (Output + Reasoning)	Llama-Instruct	30.42	32.83	25.61	23.43	13.34	6.59	6.52	5.49	1.53	2.67	1.83	0.91	0.00
Dijkstra	Input-Output (Output + Reasoning)	Llama	20.33	14.43	2.67	44.16	0.00	22.13	30.86	19.04	44.04	40.60	33.98	34.01	34.02
Dijkstra	Input-Output (Output + Reasoning)	GPT-4o	30.25	24.37	24.00	19.55	14.74	10.47	6.48	5.53	2.79	0.77	0.71	0.40	0.00
Dijkstra	Intermediate Steps	Mistral-Instruct	78.43	65.25	60.04	52.13	41.43	0.00	45.67	30.30	35.95	30.15	29.48	22.63	22.65
Dijkstra	Intermediate Steps	Mistral	70.63	55.92	51.30	42.83	37.98	0.00	48.40	13.94	30.10	29.74	27.80	17.09	17.12
Dijkstra	Intermediate Steps	Llama-Instruct	64.97	62.29	54.63	57.66	50.10	43.17	59.20	60.11	52.99	58.46	61.17	56.35	56.35
Dijkstra	Intermediate Steps	Llama	82.10	73.84	61.37	60.30	58.70	0.00	53.35	50.86	53.51	59.34	55.89	46.38	46.39
Dijkstra	Input-Output (Output Only)	Llama-Instruct	60.30	55.73	45.56	52.40	32.97	27.67	38.79	33.28	29.66	36.91	33.89	33.88	27.20
Dijkstra	Input-Output (Output Only)	Mistral-Instruct	79.27	53.29	65.31	54.45	38.68	40.97	35.44	31.48	35.20	28.86	30.96	21.85	21.86
Dijkstra	Input-Output (Output Only)	Mistral	73.93	52.78	53.32	43.18	36.77	42.30	34.01	12.62	32.64	31.26	27.59	20.67	16.36
Dijkstra	Input-Output (Output Only)	Llama-Instruct	35.30	39.92	25.39	23.84	19.81	11.77	13.59	11.94	9.68	8.17	7.05	5.55	0.00
Dijkstra	Input-Output (Output Only)	Llama	85.40	73.75	61.90	53.88	0.00	59.95	41.73	41.83	54.68	61.74	56.06	51.71	51.71
DFS	Input-Output (Output + Reasoning)	Mistral-Instruct	18.40	25.67	24.57	18.50	15.33	10.20	10.36	9.00	8.46	4.86	7.87	0.00	0.00
DFS	Input-Output (Output + Reasoning)	Mistral	35.20	28.67	11.71	23.25	18.22	7.60	8.18	5.33	8.46	7.29	11.73	4.14	0.00
DFS	Input-Output (Output + Reasoning)	Llama-Instruct	9.33	23.73	18.86	18.05	19.64	17.52	21.71	16.43	12.98	17.80	15.09	15.04	7.16
DFS	Input-Output (Output + Reasoning)	Llama	4.00	23.73	18.86	20.25	19.64	17.52	21.71	16.43	12.98	17.80	15.09	15.04	7.16
DFS	Input-Output (Output + Reasoning)	GPT-4o	11.20	6.80	3.89	3.20	2.22	1.84	2.11	1.47	1.11	1.26	0.80	0.00	0.40
DFS	Intermediate Steps	Mistral-Instruct	83.60	47.33	42.57	50.25	53.56	0.00	53.45	22.33	51.23	43.71	48.13	39.90	39.33
DFS	Intermediate Steps	Mistral	90.00	33.00	66.29	53.00	63.56	0.00	49.27	51.83	47.38	40.00	51.73	49.67	41.62
DFS	Intermediate Steps	Llama-Instruct	77.60	62.00	61.14	56.00	61.56	59.40	63.45	60.83	63.54	66.57	68.27	61.62	61.62
DFS	Intermediate Steps	Llama	20.00	18.33	37.71	32.75	23.56	0.00	54.18	47.83	47.85	58.14	54.53	48.71	43.90
DFS	Input-Output (Output Only)	Llama-Instruct	20.00	14.00	12.57	6.25	10.67	8.80	7.27	3.67	2.31	1.86	0.93	0.00	0.00
DFS	Input-Output (Output Only)	Mistral-Instruct	77.60	50.67	43.43	57.50	53.56	47.20	55.64	21.83	49.38	45.00	43.07	35.78	35.85
DFS	Input-Output (Output Only)	Mistral	81.60	36.00	59.14	54.25	59.78	54.20	51.82	53.67	45.85	40.29	53.20	40.22	40.26
DFS	Input-Output (Output Only)	Llama-Instruct	23.01	23.00	33.20	28.30	30.67	36.96	44.11	42.00	36.15	32.69	40.88	12.88	12.90
DFS	Input-Output (Output Only)	Llama	20.00	16.00	30.57	41.25	27.78	24.20	52.36	48.17	45.08	60.86	53.60	47.07	47.09
BFS	Input-Output (Output + Reasoning)	Mistral-Instruct	16.95	58.23	58.83	28.30	38.07	28.25	25.37	17.12	26.97	23.53	22.52	17.96	17.98
BFS	Input-Output (Output + Reasoning)	Mistral	16.76	50.63	56.27	29.54	21.60	23.93	5.97	16.49	2.57	10.00	17.88	4.93	4.00
BFS	Input-Output (Output + Reasoning)	Llama-Instruct	0.00	0.00	0.00	0.00	0.00	0.00	0.21	0.00	0.20	0.00	0.00	0.10	19.83
BFS	Input-Output (Output + Reasoning)	Llama	24.80	12.40	13.77	1.90	0.00	16.36	0.00	7.82	30.20	33.17	9.50	9.50	9.50
BFS	Input-Output (Output + Reasoning)	GPT-4o	30.30	23.69	19.80	20.04	20.38	16.43	18.17	17.57	11.79	12.72	14.24	0.00	0.00
BFS	Intermediate Steps	Mistral-Instruct	63.83	65.77	30.23	41.80	27.74	0.00	47.93	47.30	32.93	38.98	48.10	45.71	43.92
BFS	Intermediate Steps	Mistral	44.33	84.90	38.33	61.13	48.68	0.00	52.30	57.38	42.83	32.98	3.00	3.11	3.20
BFS	Intermediate Steps	Llama-Instruct	93.50	93.93	81.50	90.47	73.34	77.79	80.17	74.93	69.53	62.92	40.26	40.27	40.28
BFS	Intermediate Steps	Llama	26.50	0.00	54.67	52.47	53.16	0.00	82.90	45.64	46.83	50.61	59.36	44.48	44.58
BFS	Input-Output (Output Only)	Llama-Instruct	62.00	67.40	49.30	58.10	33.99	45.97	47.63	47.60	47.00	43.34	44.78	39.71	35.37
BFS	Input-Output (Output Only)	Mistral-Instruct	0.00	47.63	45.67	31.67	31.70	45.22	47.29	44.28	36.97	41.70	41.38	29.39	29.47
BFS	Input-Output (Output Only)	Mistral	56.20	81.17	48.97	54.40	45.07	39.10	55.09	55.81	49.90	38.83	1.82	1.85	1.88
BFS	Input-Output (Output Only)	Llama-Instruct	16.62	35.67	39.97	39.16	33.17	24.77	30.31	31.32	25.61	29.02	22.67	11.74	31.43
BFS	Input-Output (Output Only)	Llama	26.13	0.00	63.13	42.92	54.83	39.82	83.60	49.81	45.60	58.53	51.08	46.83	47.01

Table 3: Full Algorithmic Trajectory Exact Accuracy Results