

Proto-Quipper with Reversing and Control

Peng Fu

University of South Carolina, USA

Kohei Kishida

University of Illinois Urbana-Champaign, USA

Neil J. Ross

Peter Selinger

Dalhousie University, Canada

The quantum programming language Quipper supports circuit operations such as reversing and controlling certain quantum circuits. Additionally, Quipper provides a function called *with-computed*, which can be used to program circuits of the form $g; f; g^\dagger$. The latter is a common pattern in quantum circuit design. One benefit of using *with-computed*, as opposed to constructing the circuit $g; f; g^\dagger$ directly from g , f , and g^\dagger , is that it facilitates an important optimization. Namely, if the resulting circuit is later controlled, only f needs to be controlled; the circuits g and g^\dagger need not even be controllable.

In this paper, we formalize a semantics for reversible and controllable circuits, using a dagger symmetric monoidal category \mathbf{R} to interpret reversible circuits, and a new notion we call a *controllable category* \mathbf{N} , which encompasses the control and *with-computed* operations in Quipper. We extend the language Proto-Quipper with reversing, control and the *with-computed* operation. Since not all circuits are reversible and/or controllable, we use a type system with modalities to track reversibility and controllability. This generalizes the modality of Fu-Kishida-Ross-Selinger 2023. We give an abstract categorical semantics, and show that the type system and operational semantics are sound with respect to this semantics.

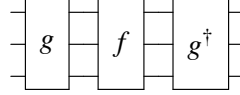
1 Introduction

The goal of this paper is to devise a strongly typed, functional programming language that can formally treat the quantum operations of reversing and control. Many quantum algorithms take essential advantage of reversing, control, and their associated operation “with-computed”. At the same time, some operations, such as state preparations and measurements, can make circuits irreversible or uncontrollable. It is therefore desirable to equip quantum programming languages with a type system that can prevent the user from trying to reverse the irreversible or to control the uncontrollable. In this paper, we incorporate reversing, control, and *with-computed* into the language *Proto-Quipper*.

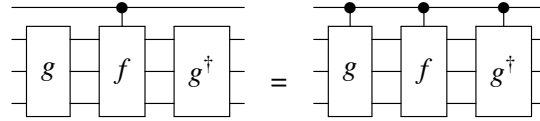
Proto-Quipper is a family of programming languages that aims to provide a formal syntax and semantics for various features of the embedded quantum programming language Quipper [12, 13]. Like Quipper, Proto-Quipper is a quantum circuit description language. When a Proto-Quipper program is run, it outputs a quantum circuit; this generated circuit can later be executed on a quantum computer. We refer to these two runtimes as “circuit generation time” and “circuit execution time”, respectively. There are various errors that programmers can introduce by attempting the impossible—e.g., to duplicate linear data, to apply circuit operations to a program that is not a circuit, etc.—but since Proto-Quipper is strongly typed, it can catch such errors at compile time, rather than at circuit generation time or circuit execution time. Previous research on Proto-Quipper includes providing a syntax and semantics for circuit boxing [19, 20], supporting recursion [17], combining linear types and dependent types [6, 10], and incorporating dynamic lifting [3, 7, 8, 16]. This paper defines a new variant Proto-Quipper-C, which extends the type system of Proto-Quipper with reversibility and controllability.

1.1 Reversing, control, and with-computed

In Quipper, the controlled function inputs a circuit and returns the controlled version of the circuit. The reverse function inputs a circuit and returns its adjoint. The program (`with_computed g f`) first performs a circuit g , then a circuit f , and finally the adjoint of g .



The *with-computed* circuit pattern is very common in quantum computing. For example, Bennett’s method for constructing reversible classical circuits [1] uses this pattern to initialize ancillary qubits and uncompute them; and the quantum Fourier transform (QFT) addition [4] conjugates a series of controlled rotation gates by the QFT. This pattern is used so often that Quipper implements the following optimization: when controlling a quantum circuit $g;f;g^\dagger$ generated by the with-computed function, it suffices to control the circuit f .



In fact, the circuits g and g^\dagger need not even be controllable. Thus the left hand side of the above circuit identity is more general than the right hand side. It is also more efficient, since it uses a smaller number of controlled gates. Note that in quantum computing, a controlled gate may require substantially more resources than the non-controlled version. For example, a common way of measuring resources is the *T-count*, i.e., the number of *T*-gates required to implement a gate. While a *T*-gate itself has *T*-count 1, a controlled *T*-gate has a *T*-count of at least 5.

1.2 Modalities for reversing and control

In Quipper, controlling an uncontrollable circuit or reversing a non-reversible circuit will give rise to runtime errors. We want to incorporate reversing and control in Proto-Quipper in such a way that erroneously controlling or reversing a circuit is detected as a typing error at compile time. We achieve this by introducing a notion of modality $\alpha \in \{0, 1, 2\}$. Here, the modality 2 is associated with circuits that are both controllable and reversible, for example a Hadamard gate. The modality 1 is associated with circuits that are reversible but not controllable, for example an initialization gate. (Recall that “reversing” means taking the adjoint of a circuit, not necessarily the inverse. For a more detailed discussion of this circuit model, see [13, Sec. 4.2].) The modality 0 is associated with circuits that are neither controllable nor reversible, for example a measurement gate. Note that because all controllable quantum gates are unitary and therefore reversible, we do not include a modality for circuits that are controllable but not reversible.

We can use modalities to annotate the type of a circuit. E.g., the values of the type $\mathbf{Circ}_\alpha(S, U)$ are circuits with input type S , output type U and a modality annotation α . One important feature of modalities is that they are composable. Suppose we want to compose a circuit $\mathbf{Circ}_\alpha(S, U)$ with a circuit $\mathbf{Circ}_\beta(U, S')$. The resulting circuit will have type $\mathbf{Circ}_{\alpha \wedge \beta}(S, S')$, where $\alpha \wedge \beta = \min(\alpha, \beta)$. This means that as long as we know the modalities for the basic gate sets, we can devise a type system to track the modalities of the circuits constructed from basic gates. Moreover, the reversing, control, and with-computed operations can be given the following types:

$$\begin{aligned}
\text{control}_S &: \mathbf{Circ}_2(U, U) \rightarrow \mathbf{Circ}_2(S \otimes U, S \otimes U). \\
\text{reverse} &: \mathbf{Circ}_\alpha(U, S) \rightarrow \mathbf{Circ}_\alpha(S, U), \quad \text{where } \alpha > 0. \\
\text{withComputed} &: \mathbf{Circ}_\alpha(U, S) \times \mathbf{Circ}_2(S, S) \rightarrow \mathbf{Circ}_2(U, U), \quad \text{where } \alpha > 0.
\end{aligned}$$

Note that `withComputed` requires its first argument to be at least reversible, and the resulting circuit is again controllable.

Our modal type system makes it possible to detect errors, like controlling an uncontrollable circuit, at compile time. In a practical implementation (such as the one available from [5]), it is moreover possible for the type checker to automatically infer modalities, so that the programmer does not need to explicitly specify them in the source code. See Appendix A for some sample code from our prototype implementation.

1.3 Related work

The reverse, control and with-computed operations originally appeared in Quipper [13], but were lacking a formal semantics. In our work on Proto-Quipper [7, 8], we gave type systems with modalities for a feature called dynamic lifting, but not for reversing and control.

Many practical quantum programming languages, such as Qiskit and Cirq also include the concepts of reversibility and controllability. However, since these languages are imperative, errors of reversibility or controllability are treated as runtime exceptions [11, 15]. The functional quantum programming language QWire [18] supports circuit reversal, but not the control and with-computed operations. The language Silq [2] has type annotations **qfree** and **mfree**, which denote classical functions and functions that do not use measurement, respectively. Silq’s core language supports reversing, and the control operation is supported by an if-then-else construct. The main difference between Silq and Proto-Quipper is that Silq is not a circuit description language and does not have a notion of boxed circuits.

We are only aware of one language besides Quipper that has a with-computed operation, namely ProjectQ [14, 23]. However, ProjectQ is not a strongly-typed language.

1.4 Contributions

In this paper, we formalize a notion of controllable category. We extend the Proto-Quipper type system of [8] with modalities for reversing and control and define an operational semantics. We provide safety properties that guarantee that a well-typed program is free of run-time errors. We also give an axiomatization of an abstract categorical model of Proto-Quipper with reversing, control, and the with-computed operation, and show that the operational semantics is sound for it.

2 Controlling a permutation circuit

In Proto-Quipper, there are two ways to represent the swap operation. One way is by permuting the logical order of the circuit outputs without using any gates, as in the following diagram.

$$\begin{array}{ccc}
\text{input } 1 = x & \text{—————} & x = \text{output } 2 \\
\text{input } 2 = y & \text{—————} & y = \text{output } 1
\end{array} \tag{1}$$

The above circuit is generated by the following Proto-Quipper program.

```

f : !(Qubit * Qubit -> Qubit * Qubit)
f input = let (x, y) = input in (y, x)

```

The other way is by using an explicit swap gate, as in the following diagram.

$$\begin{array}{c}
 \text{input 1} = x \text{ --- } \times \text{ --- } y = \text{output 1} \\
 \text{input 2} = y \text{ --- } \times \text{ --- } x = \text{output 2}
 \end{array} \quad (2)$$

The corresponding Proto-Quipper program is the following.

```

g : !(Qubit * Qubit -> Qubit * Qubit)
g input = let (x, y) = input in Swap x y

```

These circuits are semantically equivalent: each of them sends (x, y) to (y, x) . However, care must be taken when controlling these circuits, since controlling them naively may produce the following non-equivalent circuits.

$$\begin{array}{ll}
 \text{(a) } \text{control} = c \text{ --- } c & \text{(b) } \text{control} = c \text{ --- } \bullet \text{ --- } c \\
 \text{input 1} = x \text{ --- } x = \text{output 2} & \text{input 1} = x \text{ --- } \times \text{ --- } y = \text{output 1} \\
 \text{input 2} = y \text{ --- } y = \text{output 1} & \text{input 2} = y \text{ --- } \times \text{ --- } x = \text{output 2}
 \end{array} \quad (3)$$

While the second circuit is correct, the first one is not. Indeed, the first circuit will send input 1 to output 2 independently of the state of the control qubit. This is not the correct behavior, since the swapping should only take place when the control qubit is in the state $|1\rangle$. When the control qubit is in the state $|0\rangle$, the functions f and g should both behave like the identity function on $\text{Qubit} * \text{Qubit}$.

Therefore, the programming language must be aware not only of the circuit, but also of the implicit permutation of any qubits performed in the language. If such an operation is controlled, explicit swap gates must sometimes be inserted. Proto-Quipper-C does this correctly, whereas the original Quipper implementation did not. In Proto-Quipper-C, controlling circuit (1) and circuit (2) both result in (3)(b), not (3)(a).

3 A formal model of reversing, control and with-computed

Before we can define a programming language for building quantum circuits, we must specify what a quantum circuit is. However, there exist many different classes of circuits; for example, they differ by what data they can manipulate (only qubits, or also classical bits, and/or more exotic objects like qutrits), what the built-in gates are (for example, the Clifford+ T gate set, Toffoli+Hadamard, rotations by arbitrary angles), whether or not qubit initialization and termination is supported, whether measurement is considered as a gate, and so on. Therefore, rather than tailoring our programming language to a specific class of circuits, we make both the language and its operational and denotational semantics *parametric* on a given class of circuits. This is analogous to making a classical programming language parametric on some signature of built-in operations. For us, quantum circuits are abstractly given as the morphisms of monoidal categories with certain properties, which we now specify.

We start from a given symmetric monoidal category \mathbf{M} . In practice, the objects of \mathbf{M} are typically generated from wire types such as **Bit** and **Qubit**, and the morphisms are quantum circuits generated from a finite set of gates. In the following, we define what we mean by a reversible subcategory of \mathbf{M} . Recall that a dagger symmetric monoidal category is a symmetric monoidal category equipped with a contravariant, identity-on-objects, involutive functor such that for all morphism $f : A \rightarrow B$, we have $f^\dagger : B \rightarrow A$. Moreover, the dagger functor is required to be compatible with the symmetric monoidal structure [21].

Definition 3.1. By a *reversible subcategory* of \mathbf{M} , we mean a dagger symmetric monoidal category \mathbf{R} , together with an identity-on-objects, faithful, symmetric (strong) monoidal functor $I : \mathbf{R} \rightarrow \mathbf{M}$. We usually regard I as an inclusion functor, i.e., we regard \mathbf{R} as a subcategory of \mathbf{M} .

A morphism f of \mathbf{R} is called *unitary* if $f \circ f^\dagger = \text{id}$ and $f^\dagger \circ f = \text{id}$. Note that we do not require all morphisms of \mathbf{R} to be unitary. Thus, our notion of reversible morphism means a morphism that has an adjoint, not necessarily an inverse. The dagger functor provides a semantics for the operation of reversing a quantum circuit.

In order to capture the notion of control and with-computed, we define a notion of controllable category \mathbf{N} . To motivate the following definition, we should first clarify some use cases. The most common example of control from quantum computing is the control usually represented by a black dot “•”. This kind of control “fires” the gate if the control qubit is in state $|1\rangle$, and acts as the identity otherwise. There are also other ways of controlling a qubit; for example, the white dot “◦” fires if the control qubit is in state $|0\rangle$. A more general kind of control in quantum computing is as follows: Let V, W be Hilbert spaces, let K be a subspace of V , and let $G : W \rightarrow W$ be a gate. We define the K -controlled gate $\text{ctrl}_K(G) : V \otimes W \rightarrow V \otimes W$ by $\text{ctrl}_K(G)(v \otimes w) = v \otimes G(w)$ if $v \in K$ and $\text{ctrl}_K(G)(v \otimes w) = v \otimes w$ if $v \in K^\perp$, extended to all other states by linearity. Note that this general notion of control not only encompasses the black and white dot, but also many other kinds; for example, it is possible to control a gate on the state $|+\rangle$, to control on multiple qubits and/or classical bits, in which case the subspace K may or may not be 1-dimensional. Even the trivial control is possible, namely when $K = V$; in this case the gate always “fires”.

Working in an abstract monoidal category, we will not talk about subspaces and their orthogonal complements. Instead, we consider a monoid \mathbf{C} of *controls*, regarded as a discrete monoidal category, together with a monoidal functor $F : \mathbf{C} \rightarrow \mathbf{N}$. We write \underline{K} for $F(K)$. The idea is that each $K \in \mathbf{C}$ specifies a kind of control on the object $\underline{K} \in \mathbf{N}$.

Definition 3.2. Let \mathbf{R} be a dagger symmetric monoidal category. By a *controllable category* of \mathbf{R} , we mean a dagger symmetric monoidal category \mathbf{N} with the same objects as \mathbf{R} , and equipped with the following structure:

- (a) For all $A, B \in \mathbf{N}$, a function $-\bullet- : \mathbf{R}(B, A) \times \mathbf{N}(A, A) \rightarrow \mathbf{N}(B, B)$ (also denoted by `withComputed`) such that:

$$\text{id} \bullet h = h$$

$$(g_1; g_2) \bullet h = g_1 \bullet (g_2 \bullet h).$$

$$(g_1 \otimes g_2) \bullet (h_1 \otimes h_2) = (g_1 \bullet h_1) \otimes (g_2 \bullet h_2)$$

$$(g \bullet h)^\dagger = g \bullet h^\dagger$$

- (b) A discrete monoidal category \mathbf{C} of *controls*, together with a monoidal functor mapping $K \in \mathbf{C}$ to $\underline{K} \in \mathbf{N}$.

- (c) For all $A \in \mathbf{N}$ and $K \in \mathbf{C}$, a function $\text{ctrl}_K : \mathbf{N}(A, A) \rightarrow \mathbf{N}(\underline{K} \otimes A, \underline{K} \otimes A)$ such that the following hold:

$$\text{ctrl}_K(\text{id}_A) = \text{id}_{\underline{K} \otimes A}$$

$$\begin{array}{ccc} \underline{I} \otimes A & \xrightarrow{\text{ctrl}_I(h)} & \underline{I} \otimes A \\ \downarrow \cong & & \downarrow \cong \\ A & \xrightarrow{h} & A, \end{array}$$

$$\begin{array}{ccc}
(A \otimes B) \otimes C & \xrightarrow{\text{ctrl}_{A \otimes B}(h)} & (A \otimes B) \otimes C \\
\downarrow \cong & & \downarrow \cong \\
A \otimes (B \otimes C) & \xrightarrow{\text{ctrl}_A(\text{ctrl}_B(h))} & A \otimes (B \otimes C), \\
\\
(A \otimes B) \otimes C & \xrightarrow{\text{ctrl}_{A \otimes B}(h)} & (A \otimes B) \otimes C \\
\downarrow \cong & & \downarrow \cong \\
(B \otimes A) \otimes C & \xrightarrow{\text{ctrl}_{B \otimes A}(h)} & (B \otimes A) \otimes C.
\end{array}$$

(d) An identity-on-objects, strict dagger symmetric monoidal functor $G : \mathbf{N} \rightarrow \mathbf{R}$ such that

$$G(g \bullet h) = g; G(h); g^\dagger$$

Remarks.

- The functor G gives an intended interpretation for the with-computed function. It captures the common quantum computation pattern $g; h; g^\dagger$.
- The functor G preserves the equalities of condition (a). For example, $G(\text{id} \bullet h) = \text{id}; G(h); \text{id}^\dagger = G(h)$. Note that we do not require $g \bullet \text{id}_A = \text{id}_B$, because this would imply $g; g^\dagger = g; \text{id}_A; g^\dagger = G(g \bullet \text{id}_A) = G(\text{id}_B) = \text{id}_B$, which is not an assumption we make for \mathbf{R} . For similar reasons, we do not require $g \bullet (h_1; h_2) = (g \bullet h_1); (g \bullet h_2)$.

To illustrate how the above notions are applicable to quantum computing, we can consider a “standard model” of these axioms, parameterized by a class of quantum circuits. Suppose the circuits are generated by some types of wires (for example, **Qubit** and **Bit**) and some set of gates. Suppose that some distinguished subset of the gates are reversible, and a further subset of these are controllable. Also suppose that the class of circuits is equipped with some primitive control gadgets, for example, a black-dot and a white-dot control on qubits, and that for each gate, all of its controlled versions are also gates. The category \mathbf{M} consists of all circuits, arranged into a symmetric monoidal category (the symmetric monoidal structure permits the crossing of wires, but such crossings are not considered to be gates). Let \mathbf{R} be the subcategory of circuits that are made from reversible gates. Finally, the structure of \mathbf{N} is somewhat interesting. The morphisms of \mathbf{N} are circuits made from gates of two colors, say red and green. Each red gate is reversible and each green gate is controllable (and in particular, each controllable gate comes in two different colors). All morphisms in \mathbf{N} are reversible, and reversing does not change color. The objects of the monoidal category \mathbf{C} are sequences of control gadgets, for example $\bullet \circ \circ$, and $\bullet \circ \circ = \mathbf{Qubit} \otimes \mathbf{Qubit} \otimes \mathbf{Qubit}$. The control function adds controls to the green gates. The with-computed function takes any morphism g of \mathbf{R} and any morphism f of \mathbf{N} , and produces $g; f; g^\dagger$, where g and g^\dagger have been colored red. The functor G is the forgetful functor that forgets the colors.

4 A type system for reversing, control and with-computed

In this section, we define the syntax and type system of Proto-Quipper-C, a version of Proto-Quipper with support for reversing, control and with-computed. We assume that we are given three fixed small categories \mathbf{M} , \mathbf{R} , and \mathbf{N} as specified in the previous section. The type system and (in later sections) the operational semantics and categorical semantics are all parameterized by this choice.

<i>Modalities</i>	α, β	$::=$	$2 \mid 1 \mid 0$
<i>Types</i>	A, B	$::=$	$\mathbf{Unit} \mid W \mid \mathbf{Bool} \mid !_\alpha A \mid A \multimap_\alpha B$ $\mid \mathbf{Circ}_\alpha(S, U) \mid A \otimes B$
<i>Parameter Types</i>	P, R	$::=$	$\mathbf{Unit} \mid \mathbf{Bool} \mid !_\alpha A \mid \mathbf{Circ}_\alpha(S, U) \mid P \otimes R$
<i>Simple Types</i>	S, U	$::=$	$\mathbf{Unit} \mid W \mid S \otimes U$
<i>Terms</i>	M, N	$::=$	$c \mid x \mid \ell \mid \mathbf{unit} \mid \lambda x. M \mid MN \mid (M, N) \mid \text{let } (x, y) = N \text{ in } M$ $\mid \text{lift } M \mid \text{force } M$ $\mid \text{circ}(S, C, U) \mid \text{apply}(M, N) \mid \text{box}_U M$ $\mid \text{reverse } M \mid \text{control}_K M \mid \text{withComputed } MN$
<i>Simple Terms</i>	a, b	$::=$	$\ell \mid \mathbf{unit} \mid (a, b)$
<i>Contexts</i>	Γ	$::=$	$\cdot \mid x : A, \Gamma \mid \ell : W, \Gamma$
<i>Parameter contexts</i>	Φ	$::=$	$\cdot \mid x : P, \Phi.$
<i>Label Contexts</i>	Σ	$::=$	$\cdot \mid \ell : W, \Sigma$
<i>Values</i>	V	$::=$	$c \mid x \mid \ell \mid \mathbf{unit} \mid \lambda x. M \mid (V, V') \mid \text{lift } M \mid \text{circ}(S, C, U)$
<i>Circuits</i>	C, D	\in	$\mathbf{N}(\llbracket S \rrbracket, \llbracket U \rrbracket) \mid \mathbf{R}(\llbracket S \rrbracket, \llbracket U \rrbracket) \mid \mathbf{M}(\llbracket S \rrbracket, \llbracket U \rrbracket)$

Figure 1: The syntax of Proto-Quipper-C

4.1 Syntax

The syntax of Proto-Quipper-C is shown in Figure 1. It is similar to the one specified in [8], except for the highlighted terms and types.

Simple types. The letter W ranges over a set of *wire types*, which in typical applications will be types that represent a single wire in a circuit, such as **Qubit** and **Bit**. Each wire type represents a particular object of the category \mathbf{M} , and tensors of wire types are called *simple types*. We write $\llbracket S \rrbracket$ to denote the object corresponding to S in the category \mathbf{M} , \mathbf{N} , or \mathbf{R} (note that they all have the same objects).

Labels. We also assume that ℓ ranges over a set of *labels*, which are distinct from variables and are used as pointers to places in a circuit where a gate can be attached. Unlike variables, labels cannot be substituted, and they can only have wire types. A *simple term* is essentially a tuple of labels. We call a typing context that contains only labels a *label context* (denoted by Σ). If $\Sigma = \ell_1 : W_1, \dots, \ell_n : W_n$, we write $\llbracket \Sigma \rrbracket$ for the object corresponding to Σ in \mathbf{M} , \mathbf{N} , or \mathbf{R} , i.e., $\llbracket W_1 \rrbracket \otimes \dots \otimes \llbracket W_n \rrbracket$.

Parameter types. A certain subset of the types are called *parameter types*. These are the types whose values can be freely duplicated and discarded, whereas values of simple types are resources. Also, the values of parameter types are computed at circuit generation time, whereas the values of simple types are merely tuples of labels, which are placeholders for values that will be computed at circuit execution time. A typing context that contains only parameter types is a *parameter context* (denoted by Φ). We have included **Bool** as a typical example of a parameter type, but in a real language, one would of course have many more such types (such as **Nat**, **Int**, sum types, etc.) For space reasons, we omit a comprehensive treatment of sum types, including booleans.

Terms. As usual, x ranges over a set of *variables*. The symbol c is used for constant symbols of the language, such as True and False for the type **Bool**, as well as other appropriate constants. The terms of the lambda calculus are fairly standard. Lift and force are from linear lambda calculus, and are used to construct and deconstruct a term of type $!_\alpha A$. We will discuss the rest of the terms later.

Modalities. The symbols α and β range over modalities, which we take to be numbers in the lattice $2 > 1 > 0$. Here, $\alpha = 2$ indicates that a circuit is reversible and controllable; $\alpha = 1$ indicates that a circuit

$$\begin{array}{c}
\frac{}{\Phi, x : A \vdash_2 x : A} \text{var} \qquad \frac{}{\Phi, \ell : W \vdash_2 \ell : W} \text{label} \qquad \frac{}{\Phi \vdash_2 \text{unit} : \mathbf{Unit}} \text{unit} \\
\\
\frac{\Gamma, x : A \vdash_\alpha M : B}{\Gamma \vdash_2 \lambda x. M : A \multimap_\alpha B} \text{lambda} \qquad \frac{\Phi, \Gamma_1 \vdash_{\alpha_1} M : A \multimap_\beta B \quad \Phi, \Gamma_2 \vdash_{\alpha_2} N : A}{\Phi, \Gamma_1, \Gamma_2 \vdash_{\alpha_1 \wedge \alpha_2 \wedge \beta} MN : B} \text{app} \\
\\
\frac{\Phi \vdash_\alpha M : A}{\Phi \vdash_2 \text{lift } M : !_\alpha A} \text{lift} \qquad \frac{\Phi, \Gamma_1 \vdash_{\alpha_1} M : A \quad \Phi, \Gamma_2 \vdash_{\alpha_2} N : B}{\Phi, \Gamma_1, \Gamma_2 \vdash_{\alpha_1 \wedge \alpha_2} (M, N) : A \otimes B} \text{pair} \\
\\
\frac{\Gamma \vdash_\beta M : !_\alpha A}{\Gamma \vdash_{\alpha \wedge \beta} \text{force } M : A} \text{force} \qquad \frac{\Phi, \Gamma_1, x : A, y : B \vdash_{\alpha_1} M : C \quad \Phi, \Gamma_2 \vdash_{\alpha_2} N : A \otimes B}{\Phi, \Gamma_1, \Gamma_2 \vdash_{\alpha_1 \wedge \alpha_2} \text{let } (x, y) = N \text{ in } M : C} \text{let} \\
\\
\frac{C \in \mathbf{D}^\alpha(\llbracket S \rrbracket, \llbracket U \rrbracket)}{\Phi \vdash_2 \text{circ}(S, C, U) : \mathbf{Circ}_\alpha(S, U)} \text{circ} \qquad \frac{\Phi, \Gamma_1 \vdash_\alpha M : \mathbf{Circ}_\gamma(S, U) \quad \Phi, \Gamma_2 \vdash_\beta N : S}{\Phi, \Gamma_1, \Gamma_2 \vdash_{\alpha \wedge \beta \wedge \gamma} \text{apply}(M, N) : U} \text{apply} \\
\\
\frac{\Gamma \vdash_\alpha M : !_\beta(S \multimap_\gamma U)}{\Gamma \vdash_\alpha \text{box}_S M : \mathbf{Circ}_{\beta \wedge \gamma}(S, U)} \text{box} \qquad \frac{\Gamma \vdash_\alpha M : \mathbf{Circ}_2(S, S)}{\Gamma \vdash_\alpha \text{control}_K M : \mathbf{Circ}_2(K \otimes S, K \otimes S)} \text{ctrl} \\
\\
\frac{\Gamma \vdash_\alpha M : \mathbf{Circ}_\gamma(S, U) \quad \gamma > 0}{\Gamma \vdash_\alpha \text{reverse } M : \mathbf{Circ}_\gamma(U, S)} \text{rev} \qquad \frac{\Phi, \Gamma_1 \vdash_\alpha M : \mathbf{Circ}_\gamma(U, S) \quad \gamma > 0 \quad \Phi, \Gamma_2 \vdash_\beta N : \mathbf{Circ}_2(S, S)}{\Phi, \Gamma_1, \Gamma_2 \vdash_{\alpha \wedge \beta} \text{withComputed } MN : \mathbf{Circ}_2(U, U)} \text{wc}
\end{array}$$

Figure 2: The typing rules

is reversible but not necessarily controllable, and $\alpha = 0$ indicates a general circuit that may be neither reversible nor controllable. The modality in the type $!_\alpha A$ means that when its value is forced, it may append a gate that has modality α to the then-current circuit. Similarly, the modality in the type $A \multimap_\alpha B$ indicates that when its value is applied to an argument, it may append a gate that has modality α .

Circuits. Since Proto-Quipper-C is a circuit description language, we must have some terms in the language that represent circuits. We write such terms as $\text{circ}(S, C, U)$, where $C : \llbracket S \rrbracket \rightarrow \llbracket U \rrbracket$ is a morphism in the appropriate circuit category \mathbf{M} , \mathbf{R} , or \mathbf{N} . Note that in this context, category theory is used not as a denotational semantics (that will be done in Section 6), but as part of the *syntax* of the language. This is effectively the same as adding a constant symbol for every possible circuit. We write $\mathbf{Circ}_\alpha(S, U)$ for the type of quantum circuits with inputs S and outputs U (which are simple types), subject to the modality α as described above. The terms *apply* and *box* are used for constructing and deconstructing circuits; they will be explained in more detail in the section on the operational semantics. We include the terms *reverse* M , *control* $_K M$, and *withComputed* MN for reversing, control and the with-computed operation. The subscript K ranges over the objects of the category \mathbf{C} which is part of the given structure of the control category \mathbf{N} . We moreover assume that \underline{K} is a simple type (rather than just an arbitrary object).

In a practical implementation, programmers will not usually write values of the form $\text{circ}(S, C, U)$ directly. Instead, basic quantum gates such as the Hadamard gate will usually be predefined in a library, and users will write programs to combine these into larger circuits.

4.2 Typing rules

The typing rules are shown in Figure 2. Typing judgments are of the form $\Gamma \vdash_\alpha M : A$. Here, the modality α asserts that during the evaluation of the term M , gates of modality α may be appended to the current

circuit. Recall that we write $\alpha \wedge \beta$ to denote the greatest lower bound, or $\min(\alpha, \beta)$. To facilitate the statement of the typing rules, we treat the contexts as unordered lists.

Except for the modalities, the typing rules are similar to the ones in [8]. We make the following observations about the modalities. Since a value cannot append any gates, it does not change the current circuit state. Therefore values always have modality 2, i.e., $\Gamma \vdash_2 V : A$. The *lambda* and *lift* rules store the modality α of M in the respective types $A \multimap_\alpha B$ and $!_\alpha A$. Similarly, in the typing rule *box*, the modalities β, γ jointly determine the modality of the circuit type. Conversely, in the rules *app*, *force*, and *apply*, the modality in the types $A \multimap_\alpha B$, $!_\alpha A$, and $\mathbf{Circ}_\gamma(S, U)$ affects the modality of the current term. In the rule *circ*, we write \mathbf{D}^α to mean \mathbf{M} if $\alpha = 0$, and \mathbf{R} if $\alpha = 1$, and \mathbf{N} if $\alpha = 2$. The *rev* rule requires the circuit to be reversible, i.e., γ must be at least 1. Similarly, the rule *ctrl* requires a controllable circuit, i.e., modality 2. It also requires the circuit to have matching input and output types, i.e., $\mathbf{Circ}_2(S, S)$ rather than $\mathbf{Circ}_2(S, U)$. Finally, the typing rule for with-computed requires the term N to be a controllable circuit, whereas the term M only needs to be reversible. The resulting term $\text{withComputed } MN$ is again a controllable circuit.

5 Operational semantics

In this section, we give an operational semantics of our language. We follow the usual paradigm of keeping type checking separate from evaluation, i.e., after type checking succeeds, the evaluation is done on untyped terms. Accordingly, in Section 5.1, we provide evaluation rules for untyped terms (which could potentially lead to run-time errors). In Section 5.2, we prove that well-typed terms do not cause runtime errors.

5.1 Evaluation rules

In this section, we will define a big-step, call-by-value operational semantics for Proto-Quipper-C. Like the syntax and the type system, the operational semantics is parameterized by the triple of categories \mathbf{M} , \mathbf{R} , and \mathbf{N} . The operational semantics is defined in Figure 3. It is defined on configurations that are triples (C, Σ, M) , where M is a term, Σ is a label context, and $C : X \rightarrow \llbracket \Sigma \rrbracket$ is a morphism in \mathbf{M} , \mathbf{R} or \mathbf{N} . We call the pair (C, Σ) the *circuit state* of the configuration. The evaluation of a closed program M begins with the empty circuit state, i.e., (id_I, \emptyset) .

The *app*, *force*, *let* and *pair* rules are standard. They do not directly modify the underlying circuit state.

The *box* and *apply* rules use some notations that warrant explaining. If Σ is a label context, a a simple term, and S a simple type, we write $\Sigma \vdash a : S$ instead of $\Sigma \vdash_2 a : S$. In this case, Σ and S determine each other uniquely given a . We write $\text{ungen}(a, \Sigma)$ for the unique S such that $\Sigma \vdash a : S$. Conversely, we write $\text{gen}(S) = (a, \Sigma)$ to indicate the generation of a fresh simple term a and a corresponding label context Σ such that $\Sigma \vdash a : S$. There is an obvious interpretation $\llbracket a \rrbracket : \llbracket \Sigma \rrbracket \rightarrow \llbracket S \rrbracket$ as an isomorphism in \mathbf{M} , \mathbf{R} , or \mathbf{N} .

In the *box* rule, the codomain of D is $\llbracket \Sigma''' \rrbracket$ and by the definition of ungen , we have $\Sigma''' \vdash b : U$. Then $\llbracket S \rrbracket \xrightarrow{D} \llbracket \Sigma''' \rrbracket \xrightarrow{\llbracket b \rrbracket} \llbracket U \rrbracket$ is a morphism in \mathbf{M} , \mathbf{R} or \mathbf{N} .

In the *rev* and *ctrl* rules, the morphism D is reversed/controlled using the reverse/control function from the category it belongs to. If D is not a morphism in \mathbf{R} or \mathbf{N} , respectively, then it will cause a runtime error. The type preservation property (Theorem 5.2) will ensure that there are no such runtime errors. In the *wc* rule, we again abuse the notation; if $D_1 \in \mathbf{N}$, we apply the functor $G : \mathbf{N} \rightarrow \mathbf{R}$ before the “ \bullet ” operation. It is a runtime error if $D_1 \in \mathbf{M}$ or $D_2 \notin \mathbf{N}$.

$$\begin{array}{c}
\frac{(C_1, \Sigma_1, M) \Downarrow (C_2, \Sigma_2, \lambda x. M') \quad (C_2, \Sigma_2, N) \Downarrow (C_3, \Sigma_3, V) \quad (C_3, \Sigma_3, [V/x]M') \Downarrow (C_4, \Sigma_4, V')}{(C_1, \Sigma_1, MN) \Downarrow (C_4, \Sigma_4, V')} \text{ app} \\
\\
\frac{(C, \Sigma, N) \Downarrow (C', \Sigma', (V_1, V_2)) \quad (C', \Sigma', [V_1/x, V_2/y]M) \Downarrow (C'', \Sigma'', V)}{(C, \Sigma, \text{let } (x, y) = N \text{ in } M) \Downarrow (C'', \Sigma'', V)} \text{ let} \\
\\
\frac{(C, \Sigma, M) \Downarrow (C', \Sigma', \text{lift } M') \quad \text{gen}(S) = (a, \Sigma'') \quad ([a]^\dagger, \Sigma'', M' a) \Downarrow (D, \Sigma'', b) \quad \text{ungen}(b, \Sigma'') = U}{(C, \Sigma, \text{box}_S M) \Downarrow (C', \Sigma', \text{circ}(S, [b] \circ D, U))} \text{ box} \\
\\
\frac{(C, \Sigma, M) \Downarrow (C', \Sigma', \text{circ}(S, D, U))}{(C, \Sigma, \text{reverse } M) \Downarrow (C', \Sigma', \text{circ}(U, D^\dagger, S))} \text{ rev} \\
\\
\frac{(C_1, \Sigma_1, M) \Downarrow (C_2, \Sigma_2, \text{circ}(S, D, U)) \quad (C_2, \Sigma_2, N) \Downarrow (C_3, \Sigma_3, a) \quad \text{gen}(U) = (b, \Sigma) \quad (C', \Sigma') = \text{append}(C_3, \Sigma_3, a, D, b, \Sigma)}{(C_1, \Sigma_1, \text{apply}(M, N)) \Downarrow (C', \Sigma', b)} \text{ apply} \\
\\
\frac{(C, \Sigma, M) \Downarrow (C', \Sigma', \text{circ}(S, D, U))}{(C, \Sigma, \text{control}_K M) \Downarrow (C', \Sigma', \text{circ}(K \otimes S, \text{ctrl}_K D, K \otimes S))} \text{ ctrl} \\
\\
\frac{(C', \Sigma', M) \Downarrow (C'', \Sigma'', \text{circ}(S, D_1, U)) \quad (C, \Sigma, N) \Downarrow (C', \Sigma', \text{circ}(U, D_2, U))}{(C, \Sigma, \text{withComputed } MN) \Downarrow (C'', \Sigma'', \text{circ}(S, D_1 \bullet D_2, S))} \text{ wc}
\end{array}$$

Figure 3: The operational semantics

In the *apply* rule, by the definition of configurations, we have $C_3 : X \rightarrow \llbracket \Sigma_3 \rrbracket$, for some object X . We also have $D : \llbracket S \rrbracket \rightarrow \llbracket U \rrbracket$. Moreover, $\text{gen}(U) = (b, \Sigma)$ implies that $\Sigma \vdash b : U$ and $\llbracket b \rrbracket : \llbracket \Sigma \rrbracket \rightarrow \llbracket U \rrbracket$. Let Σ'_3 be the unique label context such that $\Sigma'_3 \vdash a : S$. We assert that Σ_3 can be written in the form $\Sigma_3 = \Sigma'_3, \Sigma''_3$ (it is a runtime error if the assertion fails). We have $\llbracket a \rrbracket : \llbracket \Sigma'_3 \rrbracket \rightarrow \llbracket S \rrbracket$. Note that $(\llbracket b \rrbracket^\dagger \circ D \circ \llbracket a \rrbracket) : \llbracket \Sigma'_3 \rrbracket \rightarrow \llbracket \Sigma \rrbracket$. Let $\Sigma' = \Sigma, \Sigma''_3$, and let $C' : X \rightarrow \llbracket \Sigma \rrbracket$ be the following composition:

$$C' = X \xrightarrow{C_3} \llbracket \Sigma_3 \rrbracket \xrightarrow{\cong} \llbracket \Sigma'_3 \rrbracket \otimes \llbracket \Sigma''_3 \rrbracket \xrightarrow{(\llbracket b \rrbracket^\dagger \circ D \circ \llbracket a \rrbracket) \otimes \text{id}} \llbracket \Sigma \rrbracket \otimes \llbracket \Sigma''_3 \rrbracket \xrightarrow{\cong} \llbracket \Sigma' \rrbracket = \boxed{C_3} \boxed{\llbracket b \rrbracket^\dagger \circ D \circ \llbracket a \rrbracket}.$$

We write $(C', \Sigma') = \text{append}(C_3, \Sigma_3, a, D, b, \Sigma)$ for this operation. With a slight abuse of notation, this composition is always possible, even when the morphisms belong to different categories. For example, if $D \in \mathbf{R}$ and $C_3 \in \mathbf{M}$, we can apply the functor $I : \mathbf{R} \rightarrow \mathbf{M}$ to D before the composition.

Example. Since the evaluation rules of Figure 3 are a bit complex, we give an example illustrating their use. Consider the configuration

$$(\text{id}_I, \emptyset, \text{box}_S \text{lift}(\lambda x. \text{let}(a_1, a_2) = x \text{ in } \text{apply}(\text{circ}(S, \text{CNOT}, S), (a_2, a_1)))) ,$$

where $S = \mathbf{Qubit} \otimes \mathbf{Qubit}$ and $\text{CNOT} : \mathbf{Qubit} \otimes \mathbf{Qubit} \rightarrow \mathbf{Qubit} \otimes \mathbf{Qubit}$ is a morphism in \mathbf{N} . Using the *box* rule, we first call $\text{gen}(S)$, which returns a pair of fresh labels (ℓ_1, ℓ_2) and the label context $\Sigma = \ell_1 : \mathbf{Qubit}, \ell_2 : \mathbf{Qubit}$. Next, using the rules *app* and *let*, we evaluate

$$(\llbracket (\ell_1, \ell_2) \rrbracket^\dagger, \Sigma, (\lambda x. \text{let}(a_1, a_2) = x \text{ in } \text{apply}(\text{circ}(S, \text{CNOT}, S), (a_2, a_1))))(\ell_1, \ell_2)$$

to

$$(((\ell_1, \ell_2)]^\dagger, \Sigma, \text{apply}(\text{circ}(S, \text{CNOT}, S), (\ell_2, \ell_1))).$$

Then by the *apply* rule, it is evaluated to

$$(((\ell_3, \ell_4)]^\dagger \circ \text{CNOT} \circ [(\ell_2, \ell_1)] \circ [(\ell_1, \ell_2)]^\dagger, \Sigma', (\ell_3, \ell_4)),$$

where $\text{gen}(S)$ returns fresh labels (ℓ_3, ℓ_4) and the label context $\Sigma' = \ell_3 : \mathbf{Qubit}, \ell_4 : \mathbf{Qubit}$. Therefore, continuing with the *box* rule, we obtain

$$(\text{id}_I, \emptyset, \text{circ}(S, [(\ell_3, \ell_4)] \circ [(\ell_3, \ell_4)]^\dagger \circ \text{CNOT} \circ [(\ell_2, \ell_1)] \circ [(\ell_1, \ell_2)]^\dagger, S).$$

Note that $[(\ell_3, \ell_4)] \circ [(\ell_3, \ell_4)]^\dagger = \text{id}_S$ and $[(\ell_2, \ell_1)] \circ [(\ell_1, \ell_2)]^\dagger = \gamma : \mathbf{Qubit} \otimes \mathbf{Qubit} \rightarrow \mathbf{Qubit} \otimes \mathbf{Qubit}$, where the morphism γ comes from the symmetric monoidal structure on \mathbf{N} . Thus, the final configuration is

$$(\text{id}_I, \emptyset, \text{circ}(S, \text{CNOT} \circ \gamma, S)).$$

Note that the effect of the morphism γ is to switch two wires without inserting an explicit swap gate (it is, for example, the same as the interpretation of the function \mathbf{f} in Section 2). If we later control the circuit $\text{circ}(S, \text{CNOT} \circ \gamma, S)$, this morphism γ will be replaced by a controlled swap gate, just like circuit (b) in Section 2.

5.2 Type preservation

In order to formulate type preservation, we first define a notion of *well-typed configuration*.

Definition 5.1 (Well-typed configuration). We define a well-typed configuration $S \vdash_\alpha (C, \Sigma, M) : A; \Sigma'$ to mean: There exist β, γ, Σ'' such that $C \in \mathbf{D}^\beta([S], [\Sigma])$, $\Sigma = (\Sigma'', \Sigma')$, $\Sigma'' \vdash_\gamma M : A$ and $\alpha = \beta \wedge \gamma$.

Theorem 5.2 (Type preservation). Suppose $S \vdash_\alpha (C_1, \Sigma_1, M) : A; \Sigma'$ and $(C_1, \Sigma_1, M) \Downarrow (C_2, \Sigma_2, V)$. Then $S \vdash_\alpha (C_2, \Sigma_2, V) : A; \Sigma'$.

Proof. The proof is by induction on the derivation of $(C_1, \Sigma_1, M) \Downarrow (C_2, \Sigma_2, V)$. □

6 A categorical semantics for reversing and control

6.1 The abstract model

As before, we assume that the categories \mathbf{M} , \mathbf{R} , and \mathbf{N} are given. These three categories lack the necessary structures to interpret a programming language. Instead, we will interpret the typing rules in a category \mathbf{A} , whose structure we now describe.

Definition 6.1. A category \mathbf{A} is a *model for Proto-Quipper-C* if it has the following structure.

- (a) \mathbf{A} is symmetric monoidal closed. We write $\varepsilon : (A \multimap B) \otimes A \rightarrow B$ for the application map.
- (b) \mathbf{A} has coproducts. Note that the tensor distributes over coproducts, because $- \otimes A$ is a left adjoint.
- (c) There is an adjunction $p \dashv \flat : \mathbf{Set} \rightarrow \mathbf{A}$ where p is a strong monoidal functor.
- (d) \mathbf{A} is equipped with idempotent commutative strong monads T_0 and T_1 such that $T_0 T_1 \cong T_0 \cong T_1 T_0$. More specifically, we require the natural maps $\eta_{T_0 B} : T_0 B \rightarrow T_1 T_0 B$ and $T_0 \eta_B : T_0 B \rightarrow T_0 T_1 B$ to be isomorphisms. By idempotent monad we mean that $\mu_B : T^2 B \rightarrow T B$ is an isomorphism. We write $s : T A \otimes B \rightarrow T(A \otimes B)$ for the strength.

- (e) There are full and faithful embeddings $\mathbf{N} \hookrightarrow \mathbf{A}$, $\mathbf{R} \hookrightarrow Kl_{T_1}(\mathbf{A})$, and $\mathbf{M} \hookrightarrow Kl_{T_0}(\mathbf{A})$. These embedding functors are strong monoidal. Moreover, the following diagram commutes for all $S, U \in \mathbf{M}$.

$$\begin{array}{ccc} \mathbf{N}(S, U) & \xrightarrow{\cong} & \mathbf{A}(S, U) \\ \downarrow G & & \downarrow E \\ \mathbf{R}(S, U) & \xrightarrow{\cong} & Kl_{T_1}(\mathbf{A})(S, U) \\ \downarrow I & & \downarrow L \\ \mathbf{M}(S, U) & \xrightarrow{\cong} & Kl_{T_0}(\mathbf{A})(S, U), \end{array}$$

where E and L are the canonical identity-on-objects functors. Specifically, for any $f \in \mathbf{A}(A, B)$, we have $E(f) = \eta^{T_1} \circ f \in Kl_{T_1}(\mathbf{A})(A, B)$, and for any $f : A \rightarrow T_1 B \in Kl_{T_1}(\mathbf{A})$, we have $L(f) = A \xrightarrow{f} T_1 B \xrightarrow{\eta^{T_0}} T_0 T_1 B \xrightarrow{(T_0 \eta_B)^{-1}} T_0 B$.

All models of Proto-Quipper support conditions (a)-(c). Because $p : \mathbf{Set} \rightarrow \mathbf{A}$ is a left adjoint and is strong monoidal, we can deduce that $p(X) \cong p(\sum_{x \in X} 1) \cong \sum_{x \in X} p(1) \cong \sum_{x \in X} I$. Due to the adjunction $p \dashv \flat$, we also have $\mathbf{Set}(X, \flat B) \cong \mathbf{A}(p(X), B) \cong \mathbf{A}(\sum_{x \in X} I, B) \cong \prod_{x \in X} \mathbf{A}(I, B) \cong \mathbf{Set}(X, \mathbf{A}(I, B))$. Therefore by Yoneda's principle, we have $\flat(B) \cong \mathbf{A}(I, B)$.

For convenience, we define $T_2 = \text{id}$ to be the identity monad on \mathbf{A} . Then in condition (d), the monads T_0 , T_1 , and T_2 represent (via their Kleisli categories) general circuits, reversible circuits, and controllable circuits, respectively. Recall that we write \mathbf{D}^α for the categories \mathbf{M} , \mathbf{R} , and \mathbf{N} when $\alpha = 0, 1$, and 2 , respectively. Condition (e) ensures that morphisms of simple types in the Kleisli category $Kl_{T_\alpha}(\mathbf{A})$ correspond to morphisms in \mathbf{D}^α .

For any $S, U \in \text{obj}(\mathbf{M})$, the maps unbox and box are defined by

$$\begin{aligned} \text{unbox} : \mathbf{D}^\beta(S, U) &\xrightarrow{\cong} \mathbf{A}(S, T_\beta U) \xrightarrow{\text{curry}} \mathbf{A}(I, S \multimap T_\beta U) \xrightarrow{\cong} \flat(S \multimap T_\beta U). \\ \text{box} : \flat T_\alpha(S \multimap T_\beta U) &\xrightarrow{\cong} \mathbf{Set}(1, \flat T_\alpha(S \multimap T_\beta U)) \xrightarrow{\cong} \mathbf{A}(I, T_\alpha(S \multimap T_\beta U)) \xrightarrow{k} \mathbf{A}(S, T_{\alpha \wedge \beta} U) \xrightarrow{\cong} \mathbf{D}^{\alpha \wedge \beta}(S, U). \end{aligned}$$

Here, $k : \mathbf{A}(I, T_\alpha(S \multimap T_\beta U)) \rightarrow \mathbf{A}(S, T_{\alpha \wedge \beta} U)$ is given by

$$\mathbf{A}(I, T_\alpha(S \multimap T_\beta U)) \rightarrow \mathbf{A}(I, S \multimap T_\alpha T_\beta U) \rightarrow \mathbf{A}(I, S \multimap T_{\alpha \wedge \beta} U) \rightarrow \mathbf{A}(S, T_{\alpha \wedge \beta} U),$$

where the first map comes from the strength. Note that box is the inverse of unbox when $\alpha = 2$.

Given \mathbf{M} , \mathbf{R} and \mathbf{N} , one can construct a concrete category \mathbf{A} satisfying the require properties, using a generalization of our earlier work on biset enrichment [8]. For space reasons, we did not include the construction here, but it can be found in the longer (and slightly outdated) version of this paper at [9].

6.2 Interpretation

We will interpret the typing rules in the category \mathbf{A} . The following is the interpretation for types.

$$\begin{aligned} \llbracket \text{Qubit} \rrbracket &= \text{Qubit} \\ \llbracket A \otimes B \rrbracket &= \llbracket A \rrbracket \otimes \llbracket B \rrbracket \\ \llbracket \text{Circ}_\alpha(S, U) \rrbracket &= p\mathbf{D}^\alpha(\llbracket S \rrbracket, \llbracket U \rrbracket) \\ \llbracket !_\alpha A \rrbracket &= p\flat T_\alpha \llbracket A \rrbracket \\ \llbracket A \multimap_\alpha B \rrbracket &= \llbracket A \rrbracket \multimap T_\alpha \llbracket B \rrbracket \end{aligned}$$

We interpret a typing context Γ as the tensor of all of its objects (denoted by $\llbracket \Gamma \rrbracket$). Each valid typing judgment $\Gamma \vdash_\alpha M : A$ will be interpreted as a morphism $\llbracket M \rrbracket : \llbracket \Gamma \rrbracket \rightarrow T_\alpha \llbracket A \rrbracket$ in \mathbf{A} . The interpretation is defined by induction on the typing rules. See Appendix B for the details.

6.3 Soundness of operational semantics

We now prove that the operational semantics is sound with respect to the categorical model **A**. To do so, we first interpret a well-typed configuration as a morphism in **A**.

Definition 6.2. Suppose $S \vdash_\alpha (C, \Sigma, M) : A; \Sigma'$ is a well-typed configuration, with $C \in \mathbf{D}^\beta(\llbracket S \rrbracket, \llbracket \Sigma \rrbracket)$, $\Sigma = (\Sigma'', \Sigma')$, $\Sigma'' \vdash_\gamma M : A$ and $\alpha = \beta \wedge \gamma$. We define $\llbracket (C, \Sigma, M) \rrbracket : \llbracket S \rrbracket \rightarrow T_\alpha(\llbracket A \rrbracket \otimes \llbracket \Sigma' \rrbracket)$ as follows:

$$\llbracket S \rrbracket \xrightarrow{C} T_\beta(\llbracket \Sigma \rrbracket) \xrightarrow{\cong} T_\beta(\llbracket \Sigma'' \rrbracket \otimes \llbracket \Sigma' \rrbracket) \xrightarrow{T_\beta(\llbracket M \rrbracket \otimes \llbracket \Sigma' \rrbracket)} T_\beta(T_\gamma \llbracket A \rrbracket \otimes \llbracket \Sigma' \rrbracket) \rightarrow T_\alpha(\llbracket A \rrbracket \otimes \llbracket \Sigma' \rrbracket),$$

where the last step uses the strength and the natural isomorphism $T_\beta T_\gamma \cong T_\alpha$.

Theorem 6.3 (Soundness of the evaluation). *If $S \vdash_\alpha (C, \Sigma, M) : A; \Sigma'$ and $(C, \Sigma, M) \Downarrow (C', \Sigma', V)$, then $\llbracket (C, \Sigma, M) \rrbracket = \llbracket (C', \Sigma', V) \rrbracket$.*

Proof. See Appendix C. □

We remark that our semantics also satisfies computational adequacy, but in our setting, it is a trivial consequence of soundness. This is because if V is a value of type $\mathbf{Circ}(S, U)$, then V is by definition a circuit, i.e., a morphism of the appropriate category **M**, **R**, or **N**. Its semantics is essentially itself. It immediately follows that $\llbracket V \rrbracket = \llbracket V' \rrbracket$ implies $V = V'$. Since our language is also terminating, adequacy for any closed term of type $\mathbf{Circ}(S, U)$ then follows from soundness.

7 Conclusion

In this paper, we showed how to extend Proto-Quipper with reversing, control, and the with-computed operation. Our language is parameterized by three categories **M**, **R**, and **N**, which correspond to general quantum circuits, reversible circuits, and controllable circuits, respectively. We defined a type system that uses modalities to distinguish the different types of circuits. We provided an operational and a denotational semantics for the language; the latter takes the form of an abstract categorical model in which our modalities are represented by monads. We proved that the operational semantics is sound with respect to the categorical model.

There are many possible directions for future work. For example, in this paper, we only considered the modalities of reversibility and controllability. But it seems that our construction of the type system and its categorical semantics would easily generalize from a three element set to an arbitrary poset of modalities. Introducing additional modalities might be useful for characterizing additional properties of gates. Although we have made a prototype implementation that includes a type inference algorithm, we did not formally study its properties. Another challenge for future work is to combine modalities with dependent types. Although our software implementation does support both modalities and dependent types, we have not considered a formal semantics for combining them.

Acknowledgements

We thank the referees for their thoughtful comments. This work was supported by the Natural Sciences and Engineering Research Council of Canada (NSERC) and by the Air Force Office of Scientific Research under Award No. FA9550-21-1-0041.

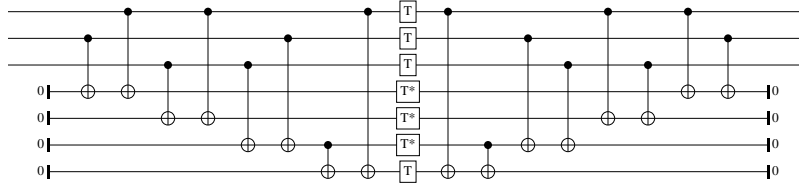
References

- [1] Charles H Bennett (1973): *Logical reversibility of computation*. *IBM Journal of Research and Development* 17(6), pp. 525–532, doi:10.1147/rd.176.0525.
- [2] Benjamin Bichsel, Maximilian Baader, Timon Gehr & Martin Vechev (2020): *Silq: A High-Level Quantum Language with Safe Uncomputation and Intuitive Semantics*. In: *Proceedings of the 41st ACM SIGPLAN Conference on Programming Language Design and Implementation, PLDI 2020*, Association for Computing Machinery, New York, NY, USA, pp. 286–300, doi:10.1145/3385412.3386007.
- [3] Andrea Colledan & Ugo Dal Lago (2022): *On dynamic lifting and effect typing in circuit description languages (extended version)*. Available from arXiv:2202.07636.
- [4] Thomas G Draper (2000): *Addition on a quantum computer*. Available from arXiv:quant-ph/0008033.
- [5] Peng Fu (2025): *Implementation of Proto-Quipper*. Available from <https://gitlab.com/frank-peng-fu/dpq-remake>.
- [6] Peng Fu, Kohei Kishida, Neil J. Ross & Peter Selinger (2020): *A tutorial introduction to quantum circuit programming in dependently typed Proto-Quipper*. In: *Proceedings of the 12th International Conference on Reversible Computation, RC 2020, Oslo, Norway, Lecture Notes in Computer Science 12227*, Springer, pp. 153–168, doi:10.1007/978-3-030-52482-1_9. Also available from arXiv:2005.08396.
- [7] Peng Fu, Kohei Kishida, Neil J. Ross & Peter Selinger (2023): *A biset-enriched categorical model for Proto-Quipper with dynamic lifting*. In: *Proceedings of the 19th International Conference on Quantum Physics and Logic, QPL 2022, Oxford, Electronic Proceedings in Theoretical Computer Science 394*, pp. 302–342, doi:10.4204/EPTCS.394.16.
- [8] Peng Fu, Kohei Kishida, Neil J. Ross & Peter Selinger (2023): *Proto-Quipper with dynamic lifting*. In: *Proceedings of the 50th ACM SIGPLAN Symposium on Principles of Programming Languages, POPL 2023, Boston, Proceedings of the ACM on Programming Languages 7 (POPL)*, pp. 309–334, doi:10.1145/3571204. Also available from arXiv:2204.13041.
- [9] Peng Fu, Kohei Kishida, Neil J. Ross & Peter Selinger (2024): *Proto-Quipper with reversing and control, version 1*. Available from arXiv:2410.22261v1.
- [10] Peng Fu, Kohei Kishida & Peter Selinger (2020): *Linear dependent type theory for quantum programming languages*. In: *Proceedings of the 35th Annual ACM/IEEE Symposium on Logic in Computer Science, LICS 2020, Saarbrücken, Germany*, pp. 440–453, doi:10.1145/3373718.3394765. Also available from arXiv:2004.13472.
- [11] Google (Accessed October 9, 2024): *Cirq Software Reference*. <https://quantumai.google/reference/python/cirq/ControlledOperation>.
- [12] Alexander Green, Peter LeFanu Lumsdaine, Neil J. Ross, Peter Selinger & Benoît Valiron (2013): *An introduction to quantum programming in Quipper*. In: *Proceedings of the 5th International Conference on Reversible Computation, RC 2013, Victoria, British Columbia, Lecture Notes in Computer Science 7948*, Springer, pp. 110–124, doi:10.1007/978-3-642-38986-3_10. Also available from arXiv:1304.5485.
- [13] Alexander Green, Peter LeFanu Lumsdaine, Neil J. Ross, Peter Selinger & Benoît Valiron (2013): *Quipper: a scalable quantum programming language*. In: *Proceedings of the 34th Annual ACM SIGPLAN Conference on Programming Language Design and Implementation, PLDI 2013, Seattle, ACM SIGPLAN Notices 48(6)*, pp. 333–342, doi:10.1145/2499370.2462177. Also available from arXiv:1304.3390.
- [14] Thomas Häner, Damian S Steiger, Krysta Svore & Matthias Troyer (2018): *A software methodology for compiling quantum programs*. *Quantum Science and Technology* 3(2), p. 020501, doi:10.1088/2058-9565/aaa5cc. Also available from arXiv:1604.01401.
- [15] IBM (Accessed October 9, 2024): *IBM Quantum Documentation, QuantumCircuit class*. <https://docs.quantum.ibm.com/api/qiskit/qiskit.circuit.QuantumCircuit#control>.
- [16] Dongho Lee, Valentin Perrelle, Benoît Valiron & Zhaowei Xu (2021): *Concrete categorical model of a quantum circuit description language with measurement*. In Mikolaj Bojanczyk & Chandra Chekuri, editors:

- 41st IARCS Annual Conference on Foundations of Software Technology and Theoretical Computer Science, FSTTCS 2021, LIPIcs 213, Schloss Dagstuhl - Leibniz-Zentrum für Informatik, pp. 51:1–51:20, doi:10.4230/LIPIcs.FSTTCS.2021.51. Also available from arXiv:2110.02691.
- [17] Bert Lindenhovius, Michael Mislove & Vladimir Zamdzhiev (2018): *Enriching a linear/non-linear lambda calculus: A programming language for string diagrams*. In: *Proceedings of the 33rd Annual ACM/IEEE Symposium on Logic in Computer Science, LICS '18*, Association for Computing Machinery, New York, NY, USA, pp. 659–668, doi:10.1145/3209108.3209196. Also available from arXiv:1804.09822.
 - [18] Jennifer Paykin, Robert Rand & Steve Zdancewic (2017): *QWIRE: a core language for quantum circuits*. In: *Proceedings of the 44th ACM SIGPLAN Symposium on Principles of Programming Languages, ACM SIGPLAN Notices 52*, ACM, pp. 846–858, doi:10.1145/3009837.3009894.
 - [19] Francisco Rios & Peter Selinger (2018): *A categorical model for a quantum circuit description language. Extended abstract*. In: *Proceedings of the 14th International Conference on Quantum Physics and Logic, QPL 2017, Nijmegen, Electronic Proceedings in Theoretical Computer Science 266*, pp. 164–178, doi:10.4204/EPTCS.266.11.
 - [20] Neil J. Ross (2015): *Algebraic and logical methods in quantum computation*. Ph.D. thesis, Dalhousie University, Department of Mathematics and Statistics. Available from arXiv:1510.02198.
 - [21] Peter Selinger (2007): *Dagger Compact Closed Categories and Completely Positive Maps*. In: *Proceedings of the 3rd International Workshop on Quantum Programming Languages, QPL 2005, Chicago, Electronic Notes in Theoretical Computer Science 170*, Elsevier, pp. 139–163, doi:10.1016/j.entcs.2006.12.018.
 - [22] Peter Selinger (2013): *Quantum Circuits of T-Depth One*. *Physical Review A* 87, p. 042302 (4 pages), doi:10.1103/PhysRevA.87.042302. Also available from arXiv:1210.0974.
 - [23] Damian S Steiger, Thomas Häner & Matthias Troyer (2018): *ProjectQ: an open source software framework for quantum computing*. *Quantum* 2, p. 49, doi:10.22331/q-2018-01-31-49. Also available from arXiv:1612.08091.

A Controlling a CCZ gate

Here, we give a basic example of using control and with-computed in the prototype implementation of Proto-Quipper from [5]. It is well-known that a CCZ gate can be implemented by 7 T-gates with T-depth one [22]. See the following circuit.



We can define the above circuit in Proto-Quipper, using its `withComputed` operator.

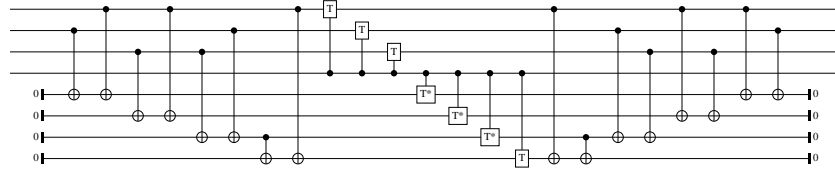
```
my_ccz : Circ(Qubit * Qubit * Qubit, Qubit * Qubit * Qubit)
my_ccz = withComputed box_cnot_circuit box_parallel_T
```

The function `box_parallel_T` generates the 7 parallel T gates in the middle of the circuit and the function `box_cnot_circuit` generates the initialization gates and the cnot circuits before the parallel T gates. Their definitions are available in `examples/CCZ.dpq` in [5].

We can use Proto-Quipper's control operator to add an extra control to the CCZ circuit.

```
ctrl_ccz : Circ(Qubit * (Qubit * Qubit * Qubit), Qubit * (Qubit * Qubit * Qubit))
ctrl_ccz = control my_ccz
```

This generates the following circuit. We can see that only the T-gates in the middle are controlled.



If instead, we program the CCZ circuit without using the `withComputed` operation, we will get an error when trying to control it. In the program below, `my_ccz'` is defined by manual composition, where `cnot_circuit_rev` is the reverse version of `cnot_circuit`.

```
cnot_circuit_rev :
  !(Qubit * Qubit * Qubit * Qubit * Qubit * Qubit * Qubit
    -> Qubit * Qubit * Qubit)
cnot_circuit_rev = unbox (reverse (boxCirc cnot_circuit))

my_ccz' : Circ(Qubit * Qubit * Qubit, Qubit * Qubit * Qubit)
my_ccz' =
  boxCirc $ \input -> cnot_circuit_rev (parallel_T (cnot_circuit input))

-- The following gives rise to a typing error.
ctrl_my_ccz' : Circ(Qubit * (Qubit * Qubit * Qubit), Qubit * (Qubit * Qubit * Qubit))
ctrl_my_ccz' = control my_ccz'
```


Controlling the circuit `my_ccz` gives rise to a typing error, because according to the semantics of `control`, we would have to control all the gates in the circuit `my_ccz`, which includes the non-controllable initialization gates. So in order to control the CCZ circuit that has initialization gates, we must construct the circuit using the `withComputed` operation.

B The categorical interpretation of the typing rules

Here, we only give some important cases. The remaining typing rules can be interpreted similarly.

- Case

$$\frac{\Gamma \vdash_{\alpha} M : !_{\alpha_1}(S \multimap_{\alpha_2} U)}{\Gamma \vdash_{\alpha} \text{box}_S M : \mathbf{Circ}_{\alpha_1 \wedge \alpha_2}(S, U)}$$

We define $\llbracket \text{box}_S M \rrbracket$ to be

$$\llbracket \Gamma \rrbracket \xrightarrow{\llbracket M \rrbracket} T_{\alpha} p \dashv T_{\alpha_1}(\llbracket S \rrbracket \multimap T_{\alpha_2} \llbracket U \rrbracket) \xrightarrow{T_{\alpha} p \text{box}} T_{\alpha} p \mathbf{D}^{\alpha_1 \wedge \alpha_2}(\llbracket S \rrbracket, \llbracket U \rrbracket).$$

- Case

$$\frac{C \in \mathbf{D}^{\alpha}(\llbracket S \rrbracket, \llbracket U \rrbracket)}{\Phi \vdash_2 \text{circ}(S, C, U) : \mathbf{Circ}_{\alpha}(S, U)}$$

Since $C : \llbracket S \rrbracket \rightarrow \llbracket U \rrbracket$ is a morphism in \mathbf{D}^{α} , we define $\llbracket \Phi \vdash_2 \text{circ}(S, C, U) : \mathbf{Circ}_{\alpha}(S, U) \rrbracket$ as the following composition, where $1_C : 1 \rightarrow \mathbf{D}^{\alpha}(\llbracket S \rrbracket, \llbracket U \rrbracket)$ such that $1_C(*) = C$ and $\text{discard} = p!_X, !_X \in \mathbf{Set}(X, 1)$.

$$\llbracket \Phi \rrbracket \xrightarrow{\text{discard}} p1 \xrightarrow{p1_C} p \mathbf{D}^{\alpha}(\llbracket S \rrbracket, \llbracket U \rrbracket).$$

- Case

$$\frac{\Gamma \vdash_{\alpha} M : \mathbf{Circ}_2(U, U)}{\Gamma \vdash_{\alpha} \text{control}_K M : \mathbf{Circ}_2(\underline{K} \otimes U, \underline{K} \otimes U)}$$

By the induction hypothesis, we have $\llbracket M \rrbracket : \llbracket \Gamma \rrbracket \rightarrow T_{\alpha} p \mathbf{N}(\llbracket S \rrbracket, \llbracket S \rrbracket)$. Using the function $\text{ctrl}_K : \mathbf{N}(\llbracket U \rrbracket, \llbracket U \rrbracket) \rightarrow \mathbf{N}(\llbracket \underline{K} \rrbracket \otimes \llbracket U \rrbracket, \llbracket \underline{K} \rrbracket \otimes \llbracket U \rrbracket)$, we define $\llbracket \text{control}_K M \rrbracket$ to be the following.

$$\llbracket \Gamma \rrbracket \xrightarrow{\llbracket M \rrbracket} T_{\alpha} p \mathbf{N}(\llbracket U \rrbracket, \llbracket U \rrbracket) \xrightarrow{T_{\alpha} p(\text{ctrl}_K)} T_{\alpha} p \mathbf{N}(\llbracket \underline{K} \rrbracket \otimes \llbracket U \rrbracket, \llbracket \underline{K} \rrbracket \otimes \llbracket U \rrbracket)$$

- Case

$$\frac{\begin{array}{l} \Gamma_1 \vdash_{\alpha} M : \mathbf{Circ}_{\gamma}(U, S) \quad \gamma > 0 \\ \Gamma_2 \vdash_{\beta} N : \mathbf{Circ}_2(S, S) \end{array}}{\Gamma_1, \Gamma_2 \vdash_{\alpha \wedge \beta} \text{withComputed } MN : \mathbf{Circ}_2(U, U)}$$

Suppose $\alpha = \beta = \gamma = 2$ and $\Gamma_1 \vdash_2 M : \mathbf{Circ}_2(U, S)$. By the induction hypothesis, we have

$$pG_{U, S} \circ \llbracket M \rrbracket : \llbracket \Gamma_1 \rrbracket \rightarrow p \mathbf{N}(\llbracket U \rrbracket, \llbracket S \rrbracket) \rightarrow p \mathbf{R}(\llbracket U \rrbracket, \llbracket S \rrbracket),$$

$$\llbracket N \rrbracket : \llbracket \Gamma_2 \rrbracket \rightarrow p \mathbf{N}(\llbracket S \rrbracket, \llbracket S \rrbracket).$$

Using the function $\text{withComputed} : \mathbf{R}(\llbracket U \rrbracket, \llbracket S \rrbracket) \times \mathbf{N}(\llbracket S \rrbracket, \llbracket S \rrbracket) \rightarrow \mathbf{N}(\llbracket U \rrbracket, \llbracket U \rrbracket)$, we define

$\llbracket \text{withComputed } MN \rrbracket$ to be the following.

$$\begin{aligned} \llbracket \Gamma_1 \rrbracket \otimes \llbracket \Gamma_2 \rrbracket &\xrightarrow{(pG_{U,S} \circ \llbracket M \rrbracket) \otimes \llbracket N \rrbracket} p\mathbf{R}(\llbracket U \rrbracket, \llbracket S \rrbracket) \otimes p\mathbf{N}(\llbracket S \rrbracket, \llbracket S \rrbracket) \\ &\xrightarrow{p(\text{withComputed})} p\mathbf{N}(\llbracket U \rrbracket, \llbracket U \rrbracket) \end{aligned}$$

Suppose $\alpha = \beta = 2$, $\gamma = 1$ and $\Gamma_1 \vdash_2 M : \mathbf{Circ}_1(U, S)$. By the induction hypothesis, we have

$$\llbracket M \rrbracket : \llbracket \Gamma_1 \rrbracket \rightarrow p\mathbf{R}(\llbracket U \rrbracket, \llbracket S \rrbracket),$$

$$\llbracket N \rrbracket : \llbracket \Gamma_2 \rrbracket \rightarrow p\mathbf{N}(\llbracket S \rrbracket, \llbracket S \rrbracket).$$

We define $\llbracket \text{withComputed } MN \rrbracket$ to be the following.

$$\llbracket \Gamma_1 \rrbracket \otimes \llbracket \Gamma_2 \rrbracket \xrightarrow{\llbracket M \rrbracket \otimes \llbracket N \rrbracket} p\mathbf{R}(\llbracket U \rrbracket, \llbracket S \rrbracket) \otimes p\mathbf{N}(\llbracket S \rrbracket, \llbracket S \rrbracket) \xrightarrow{p(\text{withComputed})} p\mathbf{N}(\llbracket U \rrbracket, \llbracket U \rrbracket)$$

The remaining cases (e.g. when $\alpha, \beta \neq 2$) are similar.

C Proof of soundness

Theorem C.1 (Soundness of the evaluation). *If $S \vdash_\alpha (C, \Sigma, M) : A; \Sigma'$ and $(C, \Sigma, M) \Downarrow (C', \Sigma', V)$, then $\llbracket (C, \Sigma, M) \rrbracket = \llbracket (C', \Sigma', V) \rrbracket$.*

The proof is by induction on $(C, \Sigma, M) \Downarrow (C', \Sigma', V)$. We only give the proof for the rules *box*, *apply*, *ctrl*, and *wc*, as the remaining rules are routine.

- Case

$$\begin{array}{c} (C, \Sigma, M) \Downarrow (C', \Sigma', \text{lift } M') \\ \text{gen}(S) = (a, \Sigma'') \\ (\llbracket a \rrbracket^\dagger, \Sigma'', M' a) \Downarrow (D, \Sigma''', b) \\ \text{ungen}(b, \Sigma''') = U \\ \hline (C, \Sigma, \text{box}_S M) \Downarrow (C', \Sigma', \text{circ}(S, \llbracket b \rrbracket \circ D, U)) \quad \text{box} \end{array}$$

Suppose $S' \vdash_2 (C, \Sigma, \text{box}_S M) : \mathbf{Circ}_0(S, U); \Sigma'_2$. This implies that $C \in \mathbf{N}(\llbracket S \rrbracket, \llbracket \Sigma'_1 \rrbracket \otimes \llbracket \Sigma'_2 \rrbracket)$ and $\Sigma'_1 \vdash_2 \text{box}_S M : \mathbf{Circ}_0(S, U)$. Thus $\Sigma'_1 \vdash_2 M : !_0(S \multimap_2 U)$, $C' \in \mathbf{N}(\llbracket S \rrbracket, \llbracket \Sigma'_2 \rrbracket)$, and $\vdash_0 M' : S \multimap_2 U$. By the induction hypothesis, $\llbracket (C, \Sigma, M) \rrbracket = \llbracket (C', \Sigma', \text{lift } M') \rrbracket$ and $\llbracket (\llbracket a \rrbracket^\dagger, \Sigma'', M' a) \rrbracket = \llbracket (D, \Sigma''', b) \rrbracket$. Thus we have

$$\begin{aligned} \llbracket S' \rrbracket &\xrightarrow{C} \llbracket \Sigma'_1 \rrbracket \otimes \llbracket \Sigma'_2 \rrbracket \xrightarrow{\llbracket M \rrbracket \otimes \llbracket \Sigma'_2 \rrbracket} p\mathbf{b}T_0(\llbracket S \rrbracket \multimap \llbracket U \rrbracket) \otimes \llbracket \Sigma'_2 \rrbracket \\ &= \llbracket S' \rrbracket \xrightarrow{C'} I \otimes \llbracket \Sigma'_2 \rrbracket \xrightarrow{p\delta \llbracket M' \rrbracket \otimes \llbracket \Sigma'_2 \rrbracket} p\mathbf{b}T_0(\llbracket S \rrbracket \multimap \llbracket U \rrbracket) \otimes \llbracket \Sigma'_2 \rrbracket \end{aligned}$$

and

$$\begin{aligned} I \otimes \llbracket S \rrbracket &\xrightarrow{I \otimes \llbracket a \rrbracket^\dagger} I \otimes \llbracket \Sigma'' \rrbracket \xrightarrow{\llbracket M' \rrbracket \otimes \llbracket a \rrbracket} T_0(\llbracket S \rrbracket \multimap \llbracket U \rrbracket) \otimes \llbracket S \rrbracket \\ &\xrightarrow{s} T_0(\llbracket S \rrbracket \multimap \llbracket U \rrbracket \otimes \llbracket S \rrbracket) \xrightarrow{T_0 \epsilon} T_0 \llbracket U \rrbracket \end{aligned}$$

=

$$I \otimes \llbracket S \rrbracket \xrightarrow{\llbracket M' \rrbracket \otimes \llbracket S \rrbracket} T_0(\llbracket S \rrbracket \multimap \llbracket U \rrbracket) \otimes \llbracket S \rrbracket \\ \xrightarrow{s} T_0(\llbracket S \rrbracket \multimap \llbracket U \rrbracket \otimes \llbracket S \rrbracket) \xrightarrow{T_0 \varepsilon} T_0 \llbracket U \rrbracket$$

(*)

$$\llbracket S \rrbracket \xrightarrow{D} T_0 \llbracket \Sigma''' \rrbracket \xrightarrow{T_0 \llbracket b \rrbracket} T_0 \llbracket U \rrbracket.$$

Moreover, $\llbracket (C, \Sigma, \text{box}_S M) \rrbracket =$

$$\llbracket S' \rrbracket \xrightarrow{C} \llbracket \Sigma'_1 \rrbracket \otimes \llbracket \Sigma'_2 \rrbracket \xrightarrow{\llbracket M \rrbracket \otimes \llbracket \Sigma'_2 \rrbracket} pb T_0(\llbracket S \rrbracket \multimap \llbracket U \rrbracket) \otimes \llbracket \Sigma'_2 \rrbracket \\ \xrightarrow{p\text{box}} p\mathbf{M}(\llbracket S \rrbracket, \llbracket U \rrbracket) \otimes \llbracket \Sigma'_2 \rrbracket$$

=

$$\llbracket S' \rrbracket \xrightarrow{C'} I \otimes \llbracket \Sigma'_2 \rrbracket \xrightarrow{p\delta \llbracket M' \rrbracket \otimes \llbracket \Sigma'_2 \rrbracket} pb T_0(\llbracket S \rrbracket \multimap \llbracket U \rrbracket) \otimes \llbracket \Sigma'_2 \rrbracket \\ \xrightarrow{p\text{box}} p\mathbf{M}(\llbracket S \rrbracket, \llbracket U \rrbracket) \otimes \llbracket \Sigma'_2 \rrbracket.$$

So we just need to show

$$I \xrightarrow{p\delta \llbracket M' \rrbracket} pb T_0(\llbracket S \rrbracket \multimap \llbracket U \rrbracket) \xrightarrow{p\text{box}} p\mathbf{M}(\llbracket S \rrbracket, \llbracket U \rrbracket) = I \xrightarrow{p1_{\llbracket b \rrbracket \circ D}} p\mathbf{M}(\llbracket S \rrbracket, \llbracket U \rrbracket).$$

In other words, we need to show $\llbracket b \rrbracket \circ D = \text{box}(\delta \llbracket M' \rrbracket)$. It suffices to show they are equal in **A**. This is true by definition of box and (*).

- Case

$$(C_1, \Sigma_1, M) \Downarrow (C_2, \Sigma_2, \text{circ}(S, D, U)) \\ (C_2, \Sigma_2, N) \Downarrow (C_3, \Sigma_3, a) \\ \text{gen}(U) = (b, \Sigma_4) \\ \frac{(C', \Sigma_5) = \text{append}(C_3, \Sigma_3, a, D, b, \Sigma_4)}{(C_1, \Sigma_1, \text{apply}(M, N)) \Downarrow (C', \Sigma_5, b)} \text{ apply}$$

Suppose $S' \vdash_0 (C_1, \Sigma_1, \text{apply}(M, N)) : U; \Sigma'$, where $\Sigma_1 = (\Sigma'', \Sigma')$, $C_1 \in \mathbf{R}(\llbracket S \rrbracket, \llbracket \Sigma'' \rrbracket \otimes \llbracket \Sigma' \rrbracket)$, $\Sigma'' \vdash_0 \text{apply}(M, N) : U$, $\Sigma''_1 \vdash_0 M : \mathbf{Circ}_1(S, U)$ and $\Sigma''_2 \vdash_1 N : S$ and $\Sigma'' = (\Sigma''_1, \Sigma''_2)$, $\Sigma_2 = (\Sigma''_2, \Sigma')$, $\Sigma_3 = (\Sigma''_2, \Sigma')$. By the induction hypothesis, we know that $\llbracket (C_1, \Sigma_1, M) \rrbracket = \llbracket (C_2, \Sigma_2, \text{circ}(S, D, U)) \rrbracket$ and $\llbracket (C_2, \Sigma_2, N) \rrbracket = \llbracket (C_3, \Sigma_3, a) \rrbracket$. Thus

$$\llbracket S' \rrbracket \xrightarrow{C_1} T_1(\llbracket \Sigma''_1 \rrbracket \otimes \llbracket \Sigma''_2 \rrbracket \otimes \llbracket \Sigma' \rrbracket) \\ \xrightarrow{T_1(\llbracket M \rrbracket \otimes \llbracket \Sigma''_2 \rrbracket \otimes \llbracket \Sigma' \rrbracket)} T_1(T_0 p\mathbf{N}(\llbracket S \rrbracket, \llbracket U \rrbracket) \otimes \llbracket \Sigma''_2 \rrbracket \otimes \llbracket \Sigma' \rrbracket) \\ \xrightarrow{T_1 s} T_1 T_0(p\mathbf{N}(\llbracket S \rrbracket, \llbracket U \rrbracket) \otimes \llbracket \Sigma''_2 \rrbracket \otimes \llbracket \Sigma' \rrbracket) \\ \xrightarrow{\cong} T_0(p\mathbf{N}(\llbracket S \rrbracket, \llbracket U \rrbracket) \otimes \llbracket \Sigma''_2 \rrbracket \otimes \llbracket \Sigma' \rrbracket)$$

=

$$\llbracket S' \rrbracket \xrightarrow{C_2} T_0(\llbracket \Sigma''_2 \rrbracket \otimes \llbracket \Sigma' \rrbracket) \xrightarrow{T_0(p1_D \otimes \llbracket \Sigma''_2 \rrbracket \otimes \llbracket \Sigma' \rrbracket)} T_0(p\mathbf{N}(\llbracket S \rrbracket, \llbracket U \rrbracket) \otimes \llbracket \Sigma''_2 \rrbracket \otimes \llbracket \Sigma' \rrbracket)$$

and

$$\begin{aligned} \llbracket S' \rrbracket &\xrightarrow{C_2} T_0(\llbracket \Sigma_2'' \rrbracket \otimes \llbracket \Sigma' \rrbracket) \xrightarrow{T_0(\llbracket N \rrbracket \otimes \llbracket \Sigma' \rrbracket)} T_0(T_1 \llbracket S \rrbracket \otimes \llbracket \Sigma' \rrbracket) \\ &\xrightarrow{T_0 s} T_0 T_1(\llbracket S \rrbracket \otimes \llbracket \Sigma' \rrbracket) \xrightarrow{\cong} T_0(\llbracket S \rrbracket \otimes \llbracket \Sigma' \rrbracket) \end{aligned}$$

=

$$\llbracket S' \rrbracket \xrightarrow{C_3} T_0(\llbracket \Sigma_2''' \rrbracket \otimes \llbracket \Sigma' \rrbracket) \xrightarrow{T_0(\llbracket a \rrbracket \otimes \llbracket \Sigma' \rrbracket)} T_0(\llbracket S \rrbracket \otimes \llbracket \Sigma' \rrbracket).$$

We want to show that $\llbracket (C_1, \Sigma_1, \text{apply}(M, N)) \rrbracket = \llbracket (C', \Sigma_5, b) \rrbracket$, where

$(C', \Sigma_5) = \text{append}(C_3, \Sigma_3, a, D, b, \Sigma_4)$ is the following morphism in \mathbf{M} . So $\Sigma_5 = (\Sigma_4, \Sigma')$.

$$\begin{aligned} \llbracket S' \rrbracket &\xrightarrow{C_3} \llbracket \Sigma_2''' \rrbracket \otimes \llbracket \Sigma' \rrbracket \xrightarrow{\llbracket a \rrbracket \otimes \llbracket \Sigma' \rrbracket} \llbracket S \rrbracket \otimes \llbracket \Sigma' \rrbracket \\ &\xrightarrow{G(D) \otimes \llbracket \Sigma' \rrbracket} \llbracket U \rrbracket \otimes \llbracket \Sigma' \rrbracket \xrightarrow{\llbracket b \rrbracket^\dagger \otimes \llbracket \Sigma' \rrbracket} \llbracket \Sigma_4 \rrbracket \otimes \llbracket \Sigma' \rrbracket. \end{aligned}$$

Since $\mathbf{M} \hookrightarrow Kl_{T_0}(\mathbf{A})$ and $\mathbf{N} \hookrightarrow \mathbf{A}$, the corresponding morphism in \mathbf{A} is

$$\begin{aligned} \llbracket S' \rrbracket &\xrightarrow{C_3} T_0(\llbracket \Sigma_2''' \rrbracket \otimes \llbracket \Sigma' \rrbracket) \xrightarrow{T_0(\llbracket a \rrbracket \otimes \llbracket \Sigma' \rrbracket)} T_0(\llbracket S \rrbracket \otimes \llbracket \Sigma' \rrbracket) \\ &\xrightarrow{T_0(D \otimes \llbracket \Sigma' \rrbracket)} T_0(\llbracket U \rrbracket \otimes \llbracket \Sigma' \rrbracket) \xrightarrow{T_0(\llbracket b \rrbracket^\dagger \otimes \llbracket \Sigma' \rrbracket)} T_0(\llbracket \Sigma_4 \rrbracket \otimes \llbracket \Sigma' \rrbracket). \end{aligned}$$

We have $RHS =$

$$\llbracket S' \rrbracket \xrightarrow{C_3} T_0(\llbracket \Sigma_2''' \rrbracket \otimes \llbracket \Sigma' \rrbracket) \xrightarrow{T_0(\llbracket a \rrbracket \otimes \llbracket \Sigma' \rrbracket)} T_0(\llbracket S \rrbracket \otimes \llbracket \Sigma' \rrbracket) \xrightarrow{T_0(D \otimes \llbracket \Sigma' \rrbracket)} T_0(\llbracket U \rrbracket \otimes \llbracket \Sigma' \rrbracket)$$

and $LHS =$

$$\begin{aligned} \llbracket S' \rrbracket &\xrightarrow{C_1} T_1(\llbracket \Sigma_1'' \rrbracket \otimes \llbracket \Sigma_2'' \rrbracket \otimes \llbracket \Sigma' \rrbracket) \\ &\xrightarrow{T_1(\llbracket M \rrbracket \otimes \llbracket N \rrbracket \otimes \llbracket \Sigma' \rrbracket)} T_1(T_0 p\mathbf{N}(\llbracket S \rrbracket, \llbracket U \rrbracket) \otimes T_1 \llbracket S \rrbracket \otimes \llbracket \Sigma' \rrbracket) \\ &\xrightarrow{T_1 s} T_1 T_0(p\mathbf{N}(\llbracket S \rrbracket, \llbracket U \rrbracket) \otimes T_1 \llbracket S \rrbracket \otimes \llbracket \Sigma' \rrbracket) \xrightarrow{T_0 s} T_0 T_1(p\mathbf{N}(\llbracket S \rrbracket, \llbracket U \rrbracket) \otimes \llbracket S \rrbracket \otimes \llbracket \Sigma' \rrbracket) \\ &\xrightarrow{T_0(\text{unbox} \otimes \llbracket S \rrbracket \otimes \llbracket \Sigma' \rrbracket)} T_0(p\flat(\llbracket S \rrbracket \multimap \llbracket U \rrbracket) \otimes \llbracket S \rrbracket \otimes \llbracket \Sigma' \rrbracket) \\ &\xrightarrow{T_0(\text{force} \otimes \llbracket S \rrbracket \otimes \llbracket \Sigma' \rrbracket)} T_0((\llbracket S \rrbracket \multimap \llbracket U \rrbracket) \otimes \llbracket S \rrbracket \otimes \llbracket \Sigma' \rrbracket) \xrightarrow{T_0(\varepsilon \otimes \llbracket \Sigma' \rrbracket)} T_0(\llbracket U \rrbracket \otimes \llbracket \Sigma' \rrbracket) \end{aligned}$$

=

$$\begin{aligned} \llbracket S' \rrbracket &\xrightarrow{C_2} T_0(\llbracket \Sigma_2'' \rrbracket \otimes \llbracket \Sigma' \rrbracket) \\ &\xrightarrow{T_0(p1_D \otimes \llbracket N \rrbracket \otimes \llbracket \Sigma' \rrbracket)} T_0(p\mathbf{N}(\llbracket S \rrbracket, \llbracket U \rrbracket) \otimes T_1 \llbracket S \rrbracket \otimes \llbracket \Sigma' \rrbracket) \\ &\xrightarrow{T_0 s} T_0 T_1(p\mathbf{N}(\llbracket S \rrbracket, \llbracket U \rrbracket) \otimes \llbracket S \rrbracket \otimes \llbracket \Sigma' \rrbracket) \\ &\xrightarrow{T_0(\text{unbox} \otimes \llbracket S \rrbracket \otimes \llbracket \Sigma' \rrbracket)} T_0(p\flat(\llbracket S \rrbracket \multimap \llbracket U \rrbracket) \otimes \llbracket S \rrbracket \otimes \llbracket \Sigma' \rrbracket) \\ &\xrightarrow{T_0(\text{force} \otimes \llbracket S \rrbracket \otimes \llbracket \Sigma' \rrbracket)} T_0((\llbracket S \rrbracket \multimap \llbracket U \rrbracket) \otimes \llbracket S \rrbracket \otimes \llbracket \Sigma' \rrbracket) \xrightarrow{T_0(\varepsilon \otimes \llbracket \Sigma' \rrbracket)} T_0(\llbracket U \rrbracket \otimes \llbracket \Sigma' \rrbracket) \end{aligned}$$

=

$$\begin{aligned}
& \llbracket S' \rrbracket \xrightarrow{C_3} T_0(\llbracket \Sigma_2''' \rrbracket \otimes \llbracket \Sigma' \rrbracket) \xrightarrow{T_0(p1_D \otimes \llbracket a \rrbracket \otimes \llbracket \Sigma' \rrbracket)} T_0(p\mathbf{N}(\llbracket S \rrbracket, \llbracket U \rrbracket) \otimes \llbracket S \rrbracket \otimes \llbracket \Sigma' \rrbracket) \\
& \xrightarrow{T_0(\text{unbox} \otimes \llbracket S \rrbracket \otimes \llbracket \Sigma' \rrbracket)} T_0(pb(\llbracket S \rrbracket \multimap \llbracket U \rrbracket) \otimes \llbracket S \rrbracket \otimes \llbracket \Sigma' \rrbracket) \\
& \xrightarrow{T_0(\text{force} \otimes \llbracket S \rrbracket \otimes \llbracket \Sigma' \rrbracket)} T_0((\llbracket S \rrbracket \multimap \llbracket U \rrbracket) \otimes \llbracket S \rrbracket \otimes \llbracket \Sigma' \rrbracket) \xrightarrow{T_0(\varepsilon \otimes \llbracket \Sigma' \rrbracket)} T_0(\llbracket U \rrbracket \otimes \llbracket \Sigma' \rrbracket).
\end{aligned}$$

So we just need to show

$$\llbracket S \rrbracket \xrightarrow{D} \llbracket U \rrbracket$$

=

$$\begin{aligned}
I \otimes \llbracket S \rrbracket & \xrightarrow{1_D} p\mathbf{N}(\llbracket S \rrbracket, \llbracket U \rrbracket) \otimes \llbracket S \rrbracket \xrightarrow{p\text{unbox} \otimes \llbracket S \rrbracket} pb(\llbracket S \rrbracket \multimap \llbracket U \rrbracket) \otimes \llbracket S \rrbracket \\
& \xrightarrow{\text{force} \otimes \llbracket S \rrbracket} (\llbracket S \rrbracket \multimap \llbracket U \rrbracket) \otimes \llbracket S \rrbracket \xrightarrow{\varepsilon} \llbracket U \rrbracket.
\end{aligned}$$

This is true because $LHS =$

$$I \otimes \llbracket S \rrbracket \xrightarrow{\text{curry}(D) \otimes \llbracket S \rrbracket} (\llbracket S \rrbracket \multimap \llbracket U \rrbracket) \otimes \llbracket S \rrbracket \xrightarrow{\varepsilon} \llbracket U \rrbracket$$

and $RHS =$

$$\begin{aligned}
I \otimes \llbracket S \rrbracket & \xrightarrow{p(\delta \text{curry}(D)) \otimes \llbracket S \rrbracket} pb(\llbracket S \rrbracket \multimap \llbracket U \rrbracket) \otimes \llbracket S \rrbracket \\
& \xrightarrow{\text{force} \otimes \llbracket S \rrbracket} (\llbracket S \rrbracket \multimap \llbracket U \rrbracket) \otimes \llbracket S \rrbracket \xrightarrow{\varepsilon} \llbracket U \rrbracket
\end{aligned}$$

and we have $\text{force} \circ p\delta = \text{id}$.

- Case

$$\frac{(C, \Sigma, M) \Downarrow (C', \Sigma''', \text{circ}(U, D, U))}{(C, \Sigma, \text{control}_K M) \Downarrow (C', \Sigma''', \text{circ}(\underline{K} \otimes U, \text{ctrl}_K D, \underline{K} \otimes U))} \text{ctrl}$$

- Suppose $C : \llbracket S \rrbracket \rightarrow \llbracket \Sigma'' \rrbracket \otimes \llbracket \Sigma' \rrbracket \in \mathbf{N}$, $\Sigma = (\Sigma'', \Sigma')$ and $\Sigma'' \vdash_2 M : \mathbf{Circ}_2(U, U)$. By the induction hypothesis and type preservation (Theorem 5.2), we have

$$\llbracket (C, \Sigma, M) \rrbracket = \llbracket (C', \Sigma', \text{circ}(U, D, U)) \rrbracket$$

and $S \vdash_2 (C', \Sigma', \text{circ}(U, D, U)) : \mathbf{Circ}_2(U, U) : \Sigma'$, where $\vdash_2 \text{circ}(U, D, U) : \mathbf{Circ}_2(U, U)$ and $\Sigma''' = \Sigma'$. So

$$\begin{aligned}
\llbracket S \rrbracket & \xrightarrow{C} \llbracket \Sigma'' \rrbracket \otimes \llbracket \Sigma' \rrbracket \xrightarrow{\llbracket M \rrbracket \otimes \llbracket \Sigma' \rrbracket} p\mathbf{N}(\llbracket U \rrbracket, \llbracket U \rrbracket) \otimes \llbracket \Sigma' \rrbracket \\
& = \llbracket S \rrbracket \xrightarrow{C'} I \otimes \llbracket \Sigma' \rrbracket \xrightarrow{p1_D \otimes \llbracket \Sigma' \rrbracket} p\mathbf{N}(\llbracket U \rrbracket, \llbracket U \rrbracket) \otimes \llbracket \Sigma' \rrbracket.
\end{aligned}$$

The above equality implies the following.

$$\begin{aligned}
\llbracket S \rrbracket & \xrightarrow{C} \llbracket \Sigma'' \rrbracket \otimes \llbracket \Sigma' \rrbracket \xrightarrow{\llbracket M \rrbracket \otimes \llbracket \Sigma' \rrbracket} p\mathbf{N}(\llbracket U \rrbracket, \llbracket U \rrbracket) \otimes \llbracket \Sigma' \rrbracket \\
& \xrightarrow{p(\text{ctrl}_K) \otimes \llbracket \Sigma' \rrbracket} p\mathbf{N}(\llbracket \underline{K} \rrbracket \otimes \llbracket U \rrbracket, \llbracket \underline{K} \rrbracket \otimes \llbracket U \rrbracket) \otimes \llbracket \Sigma' \rrbracket \\
& = \llbracket S \rrbracket \xrightarrow{C'} I \otimes \llbracket \Sigma' \rrbracket \xrightarrow{p1_D \otimes \llbracket \Sigma' \rrbracket} p\mathbf{N}(\llbracket U \rrbracket, \llbracket U \rrbracket) \otimes \llbracket \Sigma' \rrbracket \\
& \xrightarrow{p(\text{ctrl}_K) \otimes \llbracket \Sigma' \rrbracket} p\mathbf{N}(\llbracket \underline{K} \rrbracket \otimes \llbracket U \rrbracket, \llbracket \underline{K} \rrbracket \otimes \llbracket U \rrbracket) \otimes \llbracket \Sigma' \rrbracket.
\end{aligned}$$

Thus $\llbracket (C, \Sigma, \text{control}_K M) \rrbracket = \llbracket (C', \Sigma', \text{circ}(\underline{K} \otimes U, \text{ctrl}_K D, \underline{K} \otimes U)) \rrbracket$.

- Now suppose $\Sigma = (\Sigma'', \Sigma')$, $C \in \mathbf{M}(\llbracket S \rrbracket, \llbracket \Sigma'' \rrbracket \otimes \llbracket \Sigma' \rrbracket)$ and $\Sigma'' \vdash_1 M : \mathbf{Circ}_2(U, U)$. By the induction hypothesis, we have $\llbracket (C, \Sigma, M) \rrbracket = \llbracket (C', \Sigma''', \text{circ}(U, D, U)) \rrbracket$, i.e.,

$$\begin{aligned} \llbracket S \rrbracket &\xrightarrow{C} T_0(\llbracket \Sigma'' \rrbracket \otimes \llbracket \Sigma' \rrbracket) \xrightarrow{T_0(\llbracket M \rrbracket \otimes \llbracket \Sigma' \rrbracket)} T_0(T_1 p\mathbf{N}(\llbracket U \rrbracket, \llbracket U \rrbracket) \otimes \llbracket \Sigma' \rrbracket) \\ &\xrightarrow{T_0 s} T_0(p\mathbf{N}(\llbracket U \rrbracket, \llbracket U \rrbracket) \otimes \llbracket \Sigma' \rrbracket) \\ &= \llbracket S \rrbracket \xrightarrow{C'} T_0(I \otimes \llbracket \Sigma' \rrbracket) \xrightarrow{T_0(p^1_D \otimes \llbracket \Sigma' \rrbracket)} T_0(p\mathbf{N}(\llbracket U \rrbracket, \llbracket U \rrbracket) \otimes \llbracket \Sigma' \rrbracket). \end{aligned}$$

Note that $\Sigma''' = \Sigma'$. The above equality implies the following.

$$\begin{aligned} \llbracket S \rrbracket &\xrightarrow{C} T_0(\llbracket \Sigma'' \rrbracket \otimes \llbracket \Sigma' \rrbracket) \xrightarrow{T_0(\llbracket M \rrbracket \otimes \llbracket \Sigma' \rrbracket)} T_0(T_1 p\mathbf{N}(\llbracket U \rrbracket, \llbracket U \rrbracket) \otimes \llbracket \Sigma' \rrbracket) \\ &\xrightarrow{T_0 s} T_0(p\mathbf{N}(\llbracket U \rrbracket, \llbracket U \rrbracket) \otimes \llbracket \Sigma' \rrbracket) \\ &\xrightarrow{T_0(p(\text{ctrl}_K) \otimes \llbracket \Sigma' \rrbracket)} T_0(p\mathbf{N}(\llbracket K \rrbracket \otimes \llbracket U \rrbracket, \llbracket K \rrbracket \otimes \llbracket U \rrbracket) \otimes \llbracket \Sigma' \rrbracket) \\ &= \llbracket S \rrbracket \xrightarrow{C'} T_0(I \otimes \llbracket \Sigma' \rrbracket) \xrightarrow{T_0(p^1_D \otimes \llbracket \Sigma' \rrbracket)} T_0(p\mathbf{N}(\llbracket U \rrbracket, \llbracket U \rrbracket) \otimes \llbracket \Sigma' \rrbracket) \\ &\xrightarrow{T_0(p(\text{ctrl}_K) \otimes \llbracket \Sigma' \rrbracket)} T_0(p\mathbf{N}(\llbracket K \rrbracket \otimes \llbracket U \rrbracket, \llbracket K \rrbracket \otimes \llbracket U \rrbracket) \otimes \llbracket \Sigma' \rrbracket). \end{aligned}$$

By the naturality of the strength s , we have

$$\llbracket (C, \Sigma, \text{control}_K M) \rrbracket = \llbracket (C', \Sigma''', \text{circ}(\underline{K} \otimes U, \text{ctrl}_K D, \underline{K} \otimes U)) \rrbracket.$$

- Case

$$\frac{\begin{array}{c} (C, \Sigma, M) \Downarrow (C', \Sigma_1, \text{circ}(U, D_1, S')) \\ (C', \Sigma_1, N) \Downarrow (C'', \Sigma_2, \text{circ}(S', D_2, S')) \end{array}}{(C, \Sigma, \text{withComputed } MN) \Downarrow (C'', \Sigma_2, \text{circ}(U, D_1 \bullet D_2, U))} \text{wc}$$

- Suppose $\Sigma = (\Sigma''_1, \Sigma''_2, \Sigma')$, $C \in \mathbf{N}(\llbracket S \rrbracket, \llbracket \Sigma''_1 \rrbracket \otimes \llbracket \Sigma''_2 \rrbracket \otimes \llbracket \Sigma' \rrbracket)$, $\Sigma''_1 \vdash_2 N : \mathbf{Circ}_2(S', S')$ and $\Sigma''_2 \vdash_2 M : \mathbf{Circ}_1(U, S')$. By the induction hypothesis, we have

$$\llbracket (C, \Sigma, M) \rrbracket = \llbracket (C', \Sigma_1, \text{circ}(U, D_1, S')) \rrbracket$$

and $\llbracket (C', \Sigma_1, N) \rrbracket = \llbracket (C'', \Sigma_2, \text{circ}(S', D_2, S')) \rrbracket$. Thus we have

$$\begin{aligned} \llbracket S \rrbracket &\xrightarrow{C} \llbracket \Sigma''_1 \rrbracket \otimes \llbracket \Sigma''_2 \rrbracket \otimes \llbracket \Sigma' \rrbracket \xrightarrow{\llbracket M \rrbracket \otimes \llbracket \Sigma''_2 \rrbracket \otimes \llbracket \Sigma' \rrbracket} p\mathbf{R}(\llbracket U \rrbracket, \llbracket S' \rrbracket) \otimes \llbracket \Sigma''_2 \rrbracket \otimes \llbracket \Sigma' \rrbracket \\ &= \llbracket S \rrbracket \xrightarrow{C'} I \otimes \llbracket \Sigma''_2 \rrbracket \otimes \llbracket \Sigma' \rrbracket \xrightarrow{p^1_{D_1} \otimes \llbracket \Sigma''_2 \rrbracket \otimes \llbracket \Sigma' \rrbracket} p\mathbf{R}(\llbracket U \rrbracket, \llbracket S' \rrbracket) \otimes \llbracket \Sigma''_2 \rrbracket \otimes \llbracket \Sigma' \rrbracket \end{aligned}$$

and

$$\begin{aligned} \llbracket S \rrbracket &\xrightarrow{C'} \llbracket \Sigma''_2 \rrbracket \otimes \llbracket \Sigma' \rrbracket \xrightarrow{\llbracket N \rrbracket \otimes \llbracket \Sigma' \rrbracket} p\mathbf{N}(\llbracket S' \rrbracket, \llbracket S' \rrbracket) \otimes \llbracket \Sigma' \rrbracket \\ &= \llbracket S \rrbracket \xrightarrow{C''} I \otimes \llbracket \Sigma' \rrbracket \xrightarrow{p^1_{D_2} \otimes \llbracket \Sigma' \rrbracket} p\mathbf{N}(\llbracket S' \rrbracket, \llbracket S' \rrbracket) \otimes \llbracket \Sigma' \rrbracket. \end{aligned}$$

We want to show $\llbracket (C, \Sigma, \text{withComputed } MN) \rrbracket = \llbracket (C'', \Sigma_2, \text{circ}(U, D_1 \bullet D_2, U)) \rrbracket$, i.e.,

$$\begin{aligned} \llbracket S \rrbracket &\xrightarrow{C} \llbracket \Sigma''_1 \rrbracket \otimes \llbracket \Sigma''_2 \rrbracket \otimes \llbracket \Sigma' \rrbracket \xrightarrow{\llbracket M \rrbracket \otimes \llbracket N \rrbracket \otimes \llbracket \Sigma' \rrbracket} \\ &p\mathbf{R}(\llbracket U \rrbracket, \llbracket S \rrbracket) \otimes p\mathbf{N}(\llbracket S \rrbracket, \llbracket S \rrbracket) \otimes \llbracket \Sigma' \rrbracket \xrightarrow{p(\text{withComputed}) \otimes \llbracket \Sigma' \rrbracket} p\mathbf{N}(\llbracket U \rrbracket, \llbracket U \rrbracket) \otimes \llbracket \Sigma' \rrbracket \\ &= \llbracket S \rrbracket \xrightarrow{C''} I \otimes \llbracket \Sigma' \rrbracket \xrightarrow{p^1_{D_1 \bullet D_2} \otimes \llbracket \Sigma' \rrbracket} p\mathbf{N}(\llbracket U \rrbracket, \llbracket U \rrbracket) \otimes \llbracket \Sigma' \rrbracket. \end{aligned}$$

This is the case by the induction hypotheses and $\text{withComputed} \circ (1_{D_1} \otimes 1_{D_2}) = 1_{D_1 \bullet D_2}$.