

Dual Conditional Diffusion Models for Sequential Recommendation

Hongtao Huang*
hongtao.huang@unsw.edu.au
The University of New South Wales
Sydney, NSW, Australia

Chengkai Huang*
chengkai.huang1@unsw.edu.au
The University of New South Wales
Sydney, NSW, Australia

Xiaojun Chang
XiaoJun.Chang@uts.edu.au
University of Technology Sydney
Sydney, NSW, Australia

Wen Hu
wen.hu@unsw.edu.au
The University of New South Wales
Sydney, NSW, Australia

Lina Yao
lina.yao@unsw.edu.au
CSIRO's Data 61 and UNSW
Sydney, NSW, Australia

Abstract

Recent advancements in diffusion models have shown promising results in sequential recommendation (SR). However, current diffusion-based methods still exhibit two key limitations. First, they implicitly model the diffusion process for target item embeddings rather than the discrete target item itself, leading to inconsistency in the recommendation process. Second, existing methods rely on either implicit or explicit conditional diffusion models, limiting their ability to fully capture the context of user behavior and leading to less robust target item embeddings. In this paper, we propose the Dual Conditional Diffusion Models for Sequential Recommendation (DCRec), introducing a discrete-to-continuous sequential recommendation diffusion framework. Our framework introduces a complete Markov chain to model the transition from the reversed target item representation to the discrete item index, bridging the discrete and continuous item spaces for diffusion models and ensuring consistency with the diffusion framework. Building on this framework, we present the Dual Conditional Diffusion Transformer (DCDT) that incorporates the implicit conditional and the explicit conditional for diffusion-based SR. Extensive experiments on public benchmark datasets demonstrate that DCRec outperforms state-of-the-art methods.

1 Introduction

Sequential recommender systems (SRSs) are designed to produce recommendations by predicting the next item that will capture a user's interest [29]. Despite their effectiveness, existing models represent items with fixed vectors, which limit their ability to capture the latent aspects of items as well as the diverse and uncertain nature of user preferences [17, 35]. Besides, these methods assume that the items with the most user interactions are the most relevant, which puts less-interacted items at a disadvantage and leads to the exposure problem [35]. Diffusion models [8, 9], as an emergent deep generative model, add random noise to input data in a forward process and then recover the original data through a step-by-step reverse denoising process. Their denoising nature aligns well with the SR task, as modeling sequential item recommendations mirrors this step-wise approach [30]. Recent studies on diffusion models for SR [35] follow the paradigm of diffusion models, perturbing the embedding of the target item through a forward diffusion process into a Gaussian prior distribution. Then, they restore the Gaussian

distribution iteratively through a reverse denoising process, also referred to as the sampling phase, to recover target representations and recommend items that are most similar to it.

Although these methods have achieved significant performance, current diffusion models for SR are still undergoing some shortcomings. Firstly, existing approaches [35] commonly conduct conditional diffusion-based recommendations by conditioning the reverse denoising process on user behavior sequences. These methods focus on optimizing the diffusion process for the target item embeddings or generating an oracle item embedding for recommendation [18]. **However, they do not explicitly model the diffusion process for the discrete target item itself (Gap 1).** As illustrated in Figure 1(a), the traditional methods overlook a critical step: mapping the reversed target item representation into the discrete item index space. These methods often determine the recommended item by calculating the similarity (e.g., inner product) between the reversed target item representation and candidate item embeddings, selecting the item with the highest similarity score. While this method works for item ranking, it does not align with the core principles of diffusion models. Diffusion models are inherently probabilistic and continuous, but this step—based on a direct inner product comparison—introduces a deterministic, discrete decision process that breaks the continuous generative flow of diffusion. This inconsistency creates a gap between the optimization directions of the ranking loss for the recommendation task and the denoising loss for the diffusion model, resulting in suboptimal recommendation performance.

More importantly, existing diffusion-based SR methods can be broadly classified into two categories: implicit and explicit conditional approaches. As shown in Figure 1(c) and (d), in this paper, **Implicit conditional** methods refer to treating the user's historical behavior as an implicit feature and integrating them into the generating target item at each diffusion step [15, 17, 35]. In contrast, **Explicit conditional** methods refer to leverage those historical behaviors as explicit guidance that directly influences the denoising process in diffusion SR [19]. The main difference between the two types of conditioning is that the implicit one can be regarded as a feature fusion with fixed and compressed historical features while the explicit one iteratively interacts with the generating target according to the diffusion progress. However, both approaches have inherent limitations. Implicit conditioning may oversimplify complex user behaviors by compressing them into a single vector,

* Equal contribution.

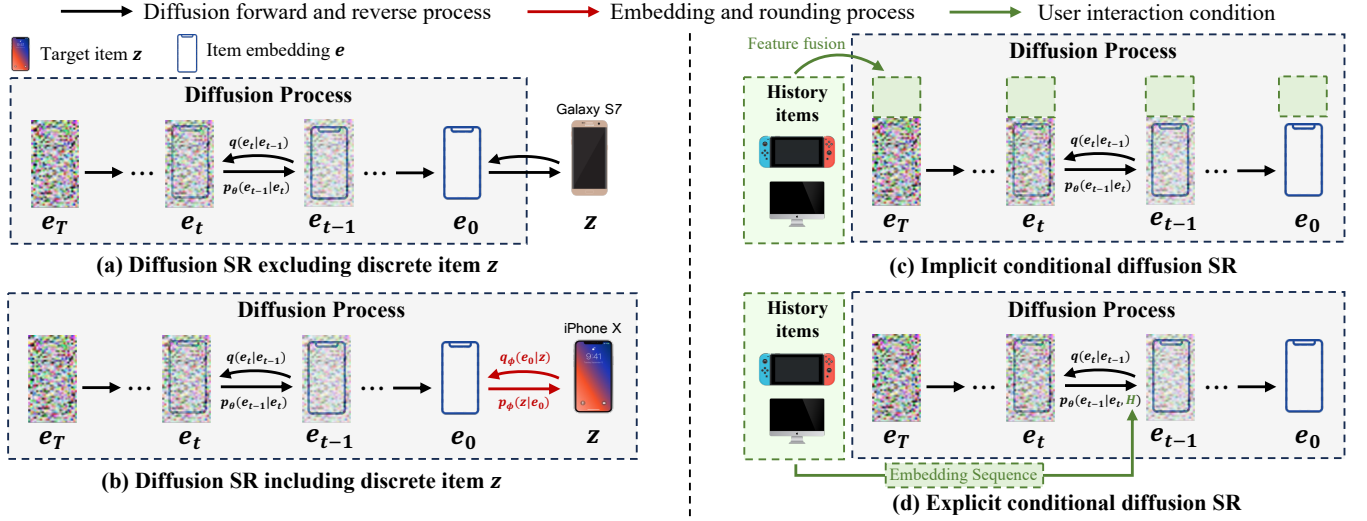


Figure 1: Figures (a) and (b) illustrate the differences between previous methods and our proposed approach in Markov modeling, while Figures (c) and (d) highlight the contrast between implicit and explicit conditional diffusion models for SR.

potentially losing valuable sequential information. Explicit conditioning, while providing detailed conditioning, can be more sensitive to noise and irrelevant actions within the user’s behavior sequence, which may hinder the recommendation quality [5]. **As no existing work combines implicit and explicit conditioning to leverage their respective strengths for enhanced SR (Gap 2).** Another problem for existing diffusion models-based SR is their inefficient and slow sampling process, which relies on long Markov chains. Generating a target item requires iteratively refining random noise through numerous denoising steps, making the process computationally intensive and time-consuming [18].

Aiming at bridging the aforementioned two significant gaps in existing SRSs, we propose the Dual Conditional Diffusion Models for SR (DCRec). Firstly, we begin with introducing the discrete-to-continuous sequential diffusion framework for SR. Our approach maintains consistency with the existing diffusion framework by introducing a Markov chain to model the transition from the reversed target item representation to the discrete item index. This probabilistic step fits more naturally within the diffusion process, allowing us to better capture the stochastic nature of item generation and selection. By explicitly modeling this transition, our method not only aligns with the underlying diffusion model but also provides a more coherent and accurate recommendation process. Furthermore, instead of following the existing implicit conditional or explicit conditional diffusion model-based SR methods, we propose novel conditioned diffusion models that integrate both implicit and explicit conditioning strategies. Based on our sequential recommendation diffusion framework, we introduce the Dual Conditional Diffusion Transformer (DCDT). This model concatenates historical information as an implicit condition while leveraging a cross-attention mechanism to incorporate explicit control signals throughout the diffusion process. By embedding dual conditions into both the forward and reverse diffusion stages, our approach ensures more precise and contextually relevant recommendations. In

addition, the dual conditional mechanism leads to improved model performance, allowing the inference process to achieve optimal results with only a few sampling steps. This reduction in sampling steps significantly lowers computational overhead, making our model more efficient and better suited for real-time applications. The main contributions of this work are threefold:

- We propose the Dual Conditional Diffusion Models for the sequential recommendation, introducing a novel diffusion framework for the SR. We explicitly introduce the discrete target items into the continuous diffusion process, defining the unified optimization target that considers both the ranking and the diffusion task.
- Based on this framework, we propose a unified module, named Dual Conditional Diffusion Transformer (DCDT), which can generate accurate target item embedding based on both implicit and explicit conditions. Furthermore, our framework simplifies the diffusion process by enabling few-step inference instead of the traditional full-step inference.
- We conduct extensive experiments on various public benchmark datasets and show that DCRec outperforms the state-of-the-art SR models.

2 Related Work

• **Diffusion Models.** Diffusion models, derived from non-equilibrium thermodynamics, have achieved notable success in areas like computer vision, sequence modeling, and audio processing [33]. Two primary paradigms exist unconditional models and conditional models. Unconditional models, such as DDPM [8], aim to push the performance boundaries of generative models. Conditional models incorporate guidance from labels to control generated samples. SGGM [34] conditions on self-produced labels, while You et al. [36] demonstrate how few labels and pseudo-training enhance both large-scale diffusion models and semi-supervised learners. Dhariwal [3] uses classifier guidance to improve sample quality, and Ho

and Salimans [10] combine conditional and unconditional scores to balance sample quality and diversity. Multi-modal guidance further enriches the diffusion process, as seen in DiffuSeq [4] for NLP tasks and SDEdit [21] for image translation, with latent diffusion models (LDM) [26] offering flexible, unified semantics. unCLIP [24] and ConPreDiff [32] integrate CLIP latents in text-to-image generation.

• **Diffusion Model-based Sequential Recommendation.** Diffusion models show promise in the sequential recommendation by using user behavior sequences as guidance in the denoising process [17, 30, 35]. DiffuRec [17] corrupts target item embeddings with Gaussian noise and uses a Transformer to iteratively reconstruct them. DreamRec [35] generates the oracle next-item embeddings based on user preferences but struggles with scalability due to its lack of negative sampling. DCDR [19] adopts a discrete diffusion framework for progressive re-ranking. However, current methods face two main issues: they focus on embedding diffusion rather than discrete item generation, leading to inconsistencies, and they rely on implicit or explicit conditioning, limiting the capture of user context and weakening target item embeddings.

3 Preliminary

3.1 Problem Formulation

Let $\mathbb{U} = \{u_1, u_2, \dots, u_{|\mathbb{U}|}\}$ and $\mathbb{Z} = \{z_1, z_2, \dots, z_{|\mathbb{Z}|}\}$ be the user set and the item set. For each user $u \in \mathbb{U}$, there is a chronological sequence of historical interaction items denoted as H_z , where $H_z \subseteq \mathbb{Z}$. Generally, for a user u , given their sequence context $H_z = \{z_1, z_2, \dots, z_{n-1}\}$, the task of an SRS is to predict the next item (target item) z which may interest u .

3.2 Diffusion Models for Continuous Domains

Recently, diffusion models have already demonstrated significant performance in continuous domains like computer vision and audio [8, 9, 13, 26]. Thus, before presenting our diffusion SR model, we briefly recap the diffusion models in continuous domains [8, 20].

A generative model is expected to match estimation distribution $p_\theta(e_0)$ to the ground truth distribution $p(e_0)$ as closely as possible, where θ represents learnable parameters and $e_0 \in \mathbb{R}^d$ is a set of samples. For vanilla continuous diffusion models, they model the sample e_0 as a Markov chain with a sequence of latent variables $\{e_T, \dots, e_t, e_{t-1}, \dots, e_0\}$, where T is the diffusion step and e_T is a standard Gaussian, e_t is the intermediate latent variable. By this means, the latent dimension is exactly equal to the data dimension of e_0 , and the diffusion model progressively recovers e_0 from Gaussian noise. Each denoising transition $e_t \rightarrow e_{t-1}$ is parameterized by a linear Gaussian transition, calculated by a denoising DNN $f_\theta(e_t, t)$:

$$p_\theta(e_{t-1}|e_t) = \mathcal{N}(e_{t-1}; \mu_\theta(e_t, t), \Sigma_\theta(e_t, t)) \quad (1)$$

Thus, the joint distribution of diffusion models can be written as:

$$p_\theta(e_{0:T}) = p_\theta(e_T) \prod_{t=1}^T p_\theta(e_{t-1}|e_t) \quad (2)$$

$$\text{where, } p_\theta(e_T) = \mathcal{N}(e_T; \mathbf{0}, \mathbf{I}) \quad (3)$$

To train the denoising model $f_\theta(e_t, t)$, diffusion models first construct a progressive noising process $\{e_0, \dots, e_{T-1}, e_T\}$, known as the forward process. Corresponding to this, the denoising process is called the reverse process. The forward process adds Gaussian

noise to e_0 step-by-step until the final latent e_T is guaranteed to a standard Gaussian. Each noising transition $e_{t-1} \rightarrow e_t$ is defined as a linear Gaussian transition $q(e_t|e_{t-1}) = \mathcal{N}(e_t; \sqrt{\alpha_t}e_{t-1}, (1 - \alpha_t)\mathbf{I})$, where the Gaussian parameters $\alpha_t \in (0, 1)$ varies over time step t and controls the noise scale added to the embedding in the current step t . Due to the Markov property and the Bayes' theorem, the transition can be rewritten with e_0 as:

$$q(e_t|e_{t-1}) = q(e_t|e_{t-1}, e_0) = \frac{q(e_{t-1}|e_t, e_0)q(e_t|e_0)}{q(e_{t-1}|e_0)} \quad (4)$$

To optimize the parameter θ , the diffusion model is trained to maximize the log-likelihood of $p_\theta(x)$ according to observed samples e_0 . This objective can be formulated as $\arg \max_\theta \log p_\theta(e_0)$. Mathematically, we can derive a proxy objective called the Evidence Lower Bound (ELBO), a lower bound of the likelihood term $\log p_\theta(e_0)$. Formally, the equation of the ELBO is:

$$\mathbb{E}_{q(e_{1:T}|e_0)} \left[\log \frac{p_\theta(e_{0:T})}{q(e_{1:T}|e_0)} \right] \quad (5)$$

Rather than directly maximize the likelihood term, diffusion models minimize the minus ELBO as [8, 20]:

$$\arg \max_\theta \log p_\theta(e_0) \approx \arg \max_\theta \mathbb{E}_{q(e_{1:T}|e_0)} \left[\log \frac{p_\theta(e_{0:T})}{q(e_{1:T}|e_0)} \right] \quad (6)$$

$$= \arg \min_\theta \mathbb{E}_{q(e_{1:T}|e_0)} \left[\log \frac{q(e_{1:T}|e_0)}{p_\theta(e_{0:T})} \right] \quad (7)$$

Combining with Equations (2) and (4), the log term in Equation (7) can be further derived as:

$$\log \frac{q(e_T|e_0)}{p_\theta(e_T)} + \sum_{t=2}^T \log \frac{q(e_{t-1}|e_t, e_0)}{p_\theta(e_{t-1}|e_t)} - \log p_\theta(e_0|e_1) \quad (8)$$

Therefore, based on Equations (7) and (8), the ELBO-based optimization object of parameter θ is to minimize:

$$\mathcal{L}_{\text{elbo}}(e_0) = \mathbb{E}_{q(e_{1:T}|e_0)} \left[\log \frac{q(e_T|e_0)}{p_\theta(e_T)} + \sum_{t=2}^T \log \frac{q(e_{t-1}|e_t, e_0)}{p_\theta(e_{t-1}|e_t)} - \log p_\theta(e_0|e_1) \right] \quad (9)$$

To simplify and combine the second and third terms in Equation (9), recent research [20] derivative a simple surrogate objective to obtain a mean-squared error term:

$$\mathcal{L}_{\text{elbo}}(e_0) = \mathbb{E}_{q(e_{1:T}|e_0)} \left[\sum_{t=1}^T \|f_\theta(e_t, t) - e_0\|^2 \right] \quad (10)$$

4 Dual Conditional Diffusion Models for Sequential Recommendation

In this section, we present the comprehensive introduction of our DCRec as shown in Figure 2, which includes both the Sequential Recommendation Diffusion Framework and the Dual Conditional Diffusion Transformer (DCDT). Firstly, we expend the vanilla continuous diffusion to the discrete sequential recommendation task and provide a theoretical-grounded diffusion framework. Then, we introduce the DCDT, our denoising network f_θ for diffusion SR under the proposed framework. Finally, we focus on the efficient inference for the DCRec.

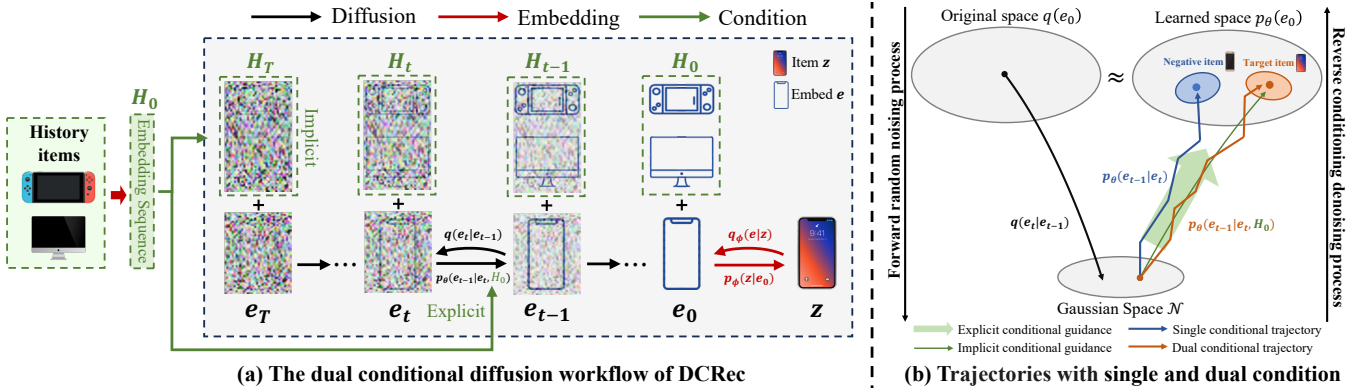


Figure 2: (a) illustrates a simplified workflow of our DCRec. During the end-to-end diffusion process, DCRec implicitly concatenates the noised target item embedding e_t and the corresponding noised history embedding sequence H_t at each diffusion step. Meanwhile, DCRec is also guided by clear history embedding H_0 as explicit conditional signals. (b) depicts the forward and reverse diffusion process with conditioning. There are two denoising trajectories with implicit guidance. The dual conditional trajectory with additional explicit guidance is more likely to reach the target item (the orange area).

4.1 Sequential Recommendation Diffusion Framework

Continuous diffusion models have achieved remarkable success in domains like vision and audio [13], but their application to SR has been limited due to the inherently discrete nature of the recommended items. Existing diffusion models in SR typically determine the recommended item by computing the similarity (e.g., inner product) between the reversed target item representation and candidate item embeddings, selecting the item with the highest similarity score. While this approach is effective for ranking, it fundamentally conflicts with the principles of diffusion models. Vanilla diffusion models are designed to be probabilistic and continuous. Current diffusion SR approaches [17, 30, 35] directly apply the continuous diffusion framework to the SR task neglecting the discrete-to-continuous transition. This breaks the transition Markov chain, the generative flow that diffusion models rely on, creating a disconnect between the ranking objective and the diffusion model’s denoising process. Specifically, this misalignment leads to an inconsistency between the optimization directions of the ranking loss for recommendation and the denoising loss of the diffusion process, resulting in sub-optimal recommendation performance.

To address this issue and motivated by diffusion models in text domains [16], we explicitly extend continuous diffusion models to discrete item domains as shown in Figure 2(a). As for discrete target item z from the item pool \mathbb{Z} , the Markov chain in the forward and reverse processes are extending as $\{z, \dots, e_{T-1}, e_T\}$ and $\{e_T, \dots, e_0, z\}$. Specifically, to map the discrete variables into continuous domains, we define a learnable embedding function $\text{Emb}(z)$. The forward transition process of z is defined as:

$$q_\phi(e_0|z) = \mathcal{N}(e_0; \text{Emb}(z), \mathbf{0}), \quad (11)$$

where ϕ represents the learnable parameters in $\text{Emb}(z)$. As for the reverse process, we define the predicted distribution of z as:

$$p_\phi(z|e_0) = \arg \max_z \cos(e_0, \text{Emb}(z)), \quad (12)$$

where $\cos(\cdot)$ is the cosine similarity between e_0 and each item embedding of $\text{Emb}(\mathbb{Z})$. However, the transition distribution $p_\phi(z|e_0)$ lacks a direct analytical formula.

After defining p_ϕ and q_ϕ , we extend the ELBO in Equation (7) to include discrete item z as:

$$\arg \max_\theta \log p_\theta(z) \approx \arg \min_{\phi, \theta} \mathbb{E}_{q_\phi(e_{0:T}|z)} \left[\log \frac{q_\phi(e_{0:T}|z)}{p_{\phi, \theta}(z, e_{0:T})} \right], \quad (13)$$

and the training objective in Equation (9) is rewritten as:

$$\mathcal{L}_{\text{elbo}}(z) = \mathbb{E}_{q_\phi(e_{0:T}|z)} (\mathcal{L}_T + \mathcal{L}_t + \mathcal{L}_z), \text{ where} \quad (14)$$

$$\begin{cases} \mathcal{L}_T = \log \frac{q(e_T|e_0)}{p_\theta(e_T)}, & \mathcal{L}_t = \sum_{t=1}^T \|f_\theta(e_t, t) - e_0\|^2 \\ \mathcal{L}_z = \log \frac{q_\phi(e_0|z)}{p_\phi(z|e_0)} \end{cases} \quad (15)$$

There are three terms of objectives in $\mathcal{L}_{\text{elbo}}$: the prior matching term \mathcal{L}_T , the denoising term \mathcal{L}_t and the domain transition term \mathcal{L}_z . The prior matching term \mathcal{L}_T is similar to the same term in Equation (9), which requires the forward process to transit the e_0 into Gaussian noise $p_\theta(e_T)$. Continuous diffusion models [8, 9, 13, 20] omit this term since there are no associated trainable parameters. This term is essential in $\mathcal{L}_{\text{elbo}}$ due to the correlation among z , e_0 and ϕ . This term is equivalent to minimizing $\|e_0\|^2$. As the second term \mathcal{L}_t require $f_\theta(e_t, t)$ and e_0 as close as possible, we transfer the objective $\|e_0\|^2$ to $\|\sum_{t=1}^T f_\theta(e_t, t)\|^2$ for fully optimize the DNN models.

The embedding entropy term \mathcal{L}_z can be regarded as a KL-divergence $D_{\text{KL}}(q_\phi(e_0|z) \| p_\phi(z|e_0))$. Although $q_\phi(e_0|z)$ is a linear transition, the distribution of $p_\phi(z|e_0)$ is unknown. Therefore, we replace $D_{\text{KL}}(q_\phi(e_0|z) \| p_\phi(z|e_0))$ by $D_{\text{KL}}(q(z) \| p_\phi(z)) = D_{\text{KL}}(q(z) \| p_\phi(z))$. The simplified objective of $\mathcal{L}_{\text{elbo}}$ is:

$$\mathcal{L}_{\text{elbo}}(z) = \mathbb{E}_{q_\phi(e_{0:T}|z)} (\mathcal{L}_T + \mathcal{L}_t + \mathcal{L}_z), \text{ where} \quad (16)$$

$$\begin{cases} \mathcal{L}_T = \|f_\theta(e_t, t)\|^2, & (17) \\ \mathcal{L}_t = \|f_\theta(e_t, t) - e_0\|^2, & (18) \\ \mathcal{L}_z = D_{\text{KL}}(q_\phi(z) \| p_\phi(z)) & (19) \end{cases}$$

4.2 Dual Conditional Diffusion Transformer

In this section, we provide a detailed explanation of the Dual Conditional Diffusion Transformer (DCDT) in DCRec, which is a robust denoising transformer built within the framework in Section 4.1. Previous methods in diffusion-based SR have primarily employed either implicit or explicit conditioning mechanisms to incorporate user behavioral data into the recommendation process [15, 30, 35]. Almost implicit conditional approaches compress the user’s historical behavior sequence into a compact representation vector, which is then used to guide the reverse diffusion process [15, 18]. While this method efficiently captures global user preferences, it may inadvertently oversimplify complex user behaviors, losing important sequential and temporal dynamics inherent in the user’s interactions. This compression can lead to a loss of valuable information about the order and context of past actions, which are crucial for accurate SRs. Explicit conditioning methods [19], on the other hand, skip the feature compression step and directly introduce the entire sequence of historical item embeddings during the reverse generation process. This allows the model to access detailed step-by-step interactions and capture fine-grained sequential dependencies. However, explicit conditioning on the whole historical information, these methods can be more sensitive to noise and irrelevant actions within the user’s behavior sequence, which may hinder the recommendation quality [5, 6].

To tackle these limitations, we propose the Dual Conditioned Diffusion Transformer (DCDT) as shown in Figure 3, a novel approach that integrates both implicit and explicit conditioning strategies. By combining the representation of the user’s global preferences with the direct utilization of detailed historical behaviors, DCDT leverages the strengths of both methods. The implicit component captures global user interests and long-term behavioral patterns, providing a stable guide for the diffusion process. Simultaneously, the explicit component preserves sequential complexities and temporal dynamics by referencing specific past interactions during generation. DCDT employs a dual conditional diffusion process that incorporates an *implicit conditional historical forward process* and an *explicit conditional reverse process*, leading to more accurate recommendations. As shown in Figure 2(b), the dual conditional trajectory (green line) in the reverse diffusion process merges these two guiding signals, preventing the denoising trajectory from being overly influenced by noise or irrelevant historical items. This effectively narrows the trajectory toward the correct target item, improving the precision of the recommendation.

4.2.1 Implicit Conditional Historical Forward Process: Previous implicit conditional methods tend to encode the user’s historical behavior sequences into compact feature representations, which are then used to guide the reverse diffusion process [15, 35]. However, compressing the historical behavior sequences into a single vector might lead to the loss of important sequential information due to the sparse nature of SRSs [6]. In our approach, we avoid this

compression step. Instead, we combine the uncompressed historical behavior sequences with the target item and add noise to this combined input before feeding it into the diffusion model. We believe that this allows the diffusion model to generate a more robust representation of the target item, as it can better capture detailed sequential patterns and contextual information from the user’s history. For convenience, for our implicit conditional diffusion models, we use S_0 to denote the concatenated sequence of the history item sequence H_0 and the target e_0 , where $S_0 = \text{Concat}(H_0, e_0)$. Thus, we continuously incorporate Gaussian noises into the whole item sequences S_0 rather than the target item embedding e_0 as follows:

$$q(S_t | S_{t-1}) = \mathcal{N}(S_t; \sqrt{\alpha_t} S_{t-1}, (1 - \alpha_t) \mathbf{I}) \quad (20)$$

$$= \sqrt{\alpha_t} S_0 + \sqrt{1 - \alpha_t} S_{t-1} \quad (21)$$

Based on the superposition of Gaussian distribution and Equation (21), we can calculate the transition from S_0 to S_t as:

$$q(S_t | S_0) = \sqrt{\bar{\alpha}_t} S_0 + \sqrt{1 - \bar{\alpha}_t} S_T, \quad S_T \sim \mathcal{N}(\mathbf{0}, \mathbf{I}) \quad (22)$$

where $\bar{\alpha}_t = \prod_{s=1}^t \alpha_s$, and S_t denotes the item embeddings in the forward step t . We further add explicit conditioning by adding H_0 with a scaling factor δ to S_T and rewrite Equation (22) as:

$$q(S_t | S_0) = \sqrt{\bar{\alpha}_t} S_0 + \sqrt{1 - \bar{\alpha}_t} (S_T + \delta H_0), \quad (23)$$

Therefore, in the ELBO-based training objective, we can rewrite Equation (17) and Equation (18) as:

$$\begin{cases} \mathcal{L}_T = \|f_\theta(S_t, t)\|^2, \\ \mathcal{L}_t = \|f_\theta(S_t, t) - e_0\|^2, \end{cases} \quad (24)$$

Compared to existing implicit diffusion models-based SR methods [35], our method adds noising the entire user sequence rather than just the target item. This approach allows the following reverse process to explicitly leverage the user’s interaction history when generating the target item that aligns with the user’s interests, leading to more accurate and relevant recommendations.

4.2.2 Explicit Conditional Reverse Process: In the context of SR, the restoration process reverses the transition modeling by gradually eliminating the noise and recovering the original sequential patterns of user behavior, thereby restoring the data distribution underlying the user’s item preferences. Meanwhile, cross attention as an explicit conditional method has proved effective in classic conditional generation tasks [23, 26]. Therefore, we further introduce the user’s item preferences H_0 as an explicit conditional signal to the denoising transformer f_θ in Equation (24) as:

$$\hat{S}_0 = f_\theta(S_t, t, H_0) \quad (25)$$

Firstly, we introduce the Conditional Layer Normalization, abbreviated as CondLN. In our SR setting, we hope to extend traditional layer normalization to our explicit conditional denoising process. Therefore, we replace the element-wise learnable parameters gain g and bias b of affine transformation in the original Layer Normalization [14] by integrating user interaction sequence S_0 and diffusion step embedding t . The CondLN can be formulated as:

$$\bar{S}_t = g'(t, H_0) \times \frac{S_t - \mathbb{E}(S_t)}{\sqrt{\text{Var}(S_t) + \epsilon}} + b'(t, H_0) \quad (26)$$

where $\mathbb{E}(\cdot)$ and $\text{Var}(\cdot)$ denote the mean and standard variance of S_t , and ϵ denotes the small constant for numerical stability. $g'(\cdot)$,

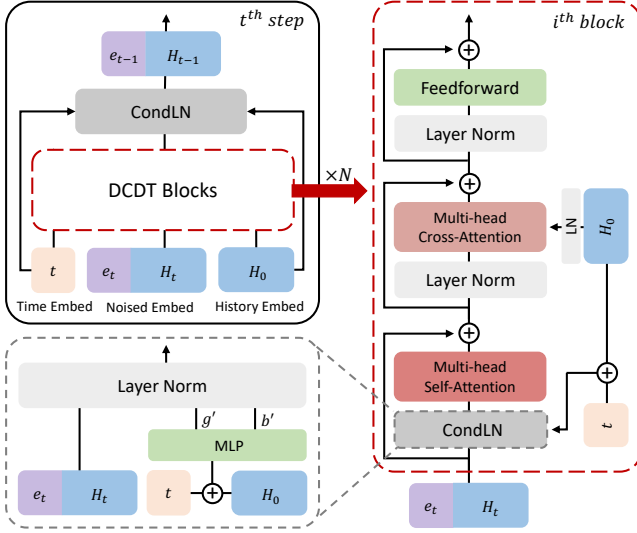


Figure 3: Our DCNT comprises explicit conditional layer normalization, multi-head self-attention, and an explicit cross-attention.

$b'(\cdot)$ are the MLP function conditioned by H_0 and t . We scale the normalized $\text{Var}(S_t)$ and shift it with $\mathbb{E}(S_t)$.

In this way, CondLN explicitly affects the generation process with user interaction history H_0 . This allows for more adaptive and context-aware normalization compared to standard layer normalization, which is crucial for capturing the intricate dependencies in SR tasks. Next, we input this sequence embedding \tilde{S}_t into a self-attention module (SA):

$$\tilde{S}_t = \text{SA}(\tilde{S}_t) = \text{Softmax}\left(\frac{(\tilde{S}_t \mathbf{W}^Q)(\tilde{S}_t \mathbf{W}^K)^\top}{\sqrt{d}}\right)(\tilde{S}_t \mathbf{W}^V) \in \mathbb{R}^{(n-1) \times d} \quad (27)$$

where $\mathbf{W}^Q, \mathbf{W}^K, \mathbf{W}^V$ are learnable weight parameters, d denotes the dimension of embedding. After obtaining the self-attention output, then we leverage the Cross-attention layer (CA):

$$\tilde{S}_t = \text{CA}(\tilde{S}_t, \mathbf{H}_0) = \text{Softmax}\left(\frac{(\tilde{S}_t \mathbf{W}^Q)(\mathbf{H}_0 \mathbf{W}^K)^\top}{\sqrt{d}}\right)(\mathbf{H}_0 \mathbf{W}^V) \quad (28)$$

where $\mathbf{W}^Q, \mathbf{W}^K, \mathbf{W}^V$ are learnable parameters. Due to the sparse interaction in SR [6], we adapt \tilde{S}_t as query and the H_0 (pure historical embeddings) as key, value. H_0 can provide more rich user interaction information than ambiguous H_t . Hence, we select a cross-attention architecture as the denoising decoder instantiation capable of taking the entire sequence representation and corresponding step indicator t as input. Hence, we adopt a cross-attention architecture for the denoising decoder, which effectively processes the entire sequence representation along with the corresponding diffusion step indicator t as input. Then we endow the traditional layer normalization and feed-forward network to obtain the final user sequence embedding \hat{S}_0 :

$$\tilde{S}_t = \text{LayerNorm}(\tilde{S}_t + \text{Dropout}(\text{sublayer}(\tilde{S}_t))) \quad (29)$$

$$\hat{S}_0 = \text{FFN}(\tilde{S}_t) = \text{RELU}(\tilde{S}_t \times \mathbf{W} + \mathbf{b}) \quad (30)$$

After obtaining the \hat{S}_0 , we extract the last item embedding e_0 of \hat{S}_0 as the generative target item embedding. Then we leverage the variant of Equation (12), to transit continuous \hat{S}_0 into the discrete item space \mathbb{Z} as z , taking the item index z corresponding to the maximal as the final recommendation list to the specific user. Finally, the optimization object of the dual conditional diffusion process can be reformulated as:

$$\mathcal{L}_{\text{elbo}}(z) = \mathbb{E}_{q_\phi(e_{0:T}|z)} [\mathcal{L}_T + (1 - \lambda)\mathcal{L}_t + \lambda\mathcal{L}_z], \text{ where} \quad (31)$$

$$\begin{cases} \mathcal{L}_T = \|f_\theta(e_t, t)\|^2, & (32) \\ \mathcal{L}_t = \|f_\theta(e_t, t) - e_0\|^2, & (33) \\ \mathcal{L}_z = D_{\text{KL}}(q_\phi(z) \| p_\phi(z)) & (34) \end{cases}$$

where λ donates the balance factor mediating the focus between \mathcal{L}_t and \mathcal{L}_z . Algorithm 1 in Appendix A provides a detailed explanation of DCRec's training process.

4.3 Model Inference and Inference Acceleration

In the Section 4.1 and Section 4.2, we have introduced the optimization process in DCRec and the training of DCNT. The denoising model DCNT is trained to provide predicted \hat{S}_0 to approximate S_0 . Similar to Equation (2), the inference Markov transition of DCRec can be formulated as:

$$p_\theta(S_{t-1}|S_t) = \mathcal{N}(S_{t-1}; \mu_\theta(\hat{S}_0(S_t), t), \Sigma_\theta(\hat{S}_0(S_t), t)) \quad (35)$$

This can be described as a repeated *approximation-and-adjust* process since each step aims to predict $\hat{S}_0(S_t)$ and provide S_{t-1} , which is less noise than S_t , for the next step. The time cost of inference process linearly increases associated with the increase of the total number of steps. A natural idea for acceleration is that, if the approximation at the early is accurate enough with no need for adjustment, DCRec can directly skip several intermediate steps. Here, we define the number of skipping steps as k . We rewrite Equation (35) as:

$$p_\theta(S_{t-k}|S_t) = \mathcal{N}(S_{t-k}; \mu_\theta(\hat{S}_0(S_t), t), \Sigma_\theta(\hat{S}_0(S_t), t)) \quad (36)$$

For our DCRec, we observe that DCNT is robust enough to fulfill Equation (36) at an early stage, which significantly reduces time overhead. We will discuss the details in Section 5.4. For the pseudocode of the inference, please refer to Algorithm. 2 in the Appendix.

5 Experiment

In this section, we conduct a comprehensive experimental study to address the following research questions (RQs):

- RQ1: How does the performance of DCRec compare with other baselines across the datasets in different experiment settings?
- RQ2: What is the impact of different components (e.g., reconstruction loss, ranking loss, regularization loss, and DCNT modules) within the DCRec on overall performance?
- RQ3: How does DCRec perform in terms of inference efficiency?

5.1 Experimental Settings

• *Datasets.* We evaluate our proposed DCRec on three publicly available datasets: Amazon 5-core Beauty, Amazon 5-core Toys, and Yelp, following the experimental setup of previous works [1, 17, 39].

Detailed descriptions of these datasets can be found in Appendix B due to space constraints.

- **Baselines.** To evaluate the performance of our model, we select various baselines covering three types of mainstream methods in SR tasks, e.g., representative SR methods, contrastive learning SR methods, and diffusion-based SR methods. The detailed information is listed in the Appendix C.

- **Implementation Details and Parameter Settings.** To ensure fair comparisons, all the baselines and ours are implemented based on the popular recommendation framework RecBole [38] under the same settings and evaluated consistently. The detailed information is listed in the Appendix F.

- **Evaluation Metrics.** We use two commonly used metrics including *Normalized Discounted Cumulative Gain @K* (NDCG@K), *Hit Ratio @K* (HR@K) to evaluate the performance of all compared methods. For all the baseline models, we generate the ranking list of items for each testing interaction. Both of them are applied with K chosen from {5, 10}, evaluating the ranking results using all items in the dataset as candidates. Meanwhile, we follow the setting in [28], using the paired t-test with $p < 0.05$ for the significance test.

5.2 Overall Performance (RQ1)

In this section, Table 1 reports the comparison results between our method and 10 different baseline methods on three datasets. We can draw the following observations: (1) Our DCRec achieves significant improvements across all datasets, confirming the effectiveness of our diffusion approach in modeling SR tasks. By introducing a complete Markov chain to model the transitions from the reversed target item representations to discrete item indices, our framework bridges the gap between discrete and continuous item spaces. This leads to improved consistency with the diffusion process, which is reflected in the performance gains over baseline methods. For example, our DCRec outperforms SdifRec on the Beauty dataset with a 3.45% improvement in HR@5 and a 3.16% improvement in NDCG@10, demonstrating the robustness of our approach. (2) Generative models, including DiffuRec, DreamRec, and SdifRec, generally perform better than traditional SR and CL-based SR methods such as SARSRec and CLASRec. This trend highlights the advantage of generative modeling techniques in capturing complex user-item relationships. Among these, diffusion-based methods, such as DiffuRec and SdifRec, tend to exhibit superior performance, likely because diffusion models can capture the uncertainty of user interest. However, DCRec surpasses both DiffuRec and SdifRec on all datasets, demonstrating the added benefit of our dual conditional diffusion mechanism, which effectively captures both implicit and explicit conditions in the forward and reverse processes.

5.3 In-depth Analysis (RQ2)

5.3.1 Ablation Study. We execute the ablation study for DCRec from two distinct angles: loss perspective and module perspective.

Loss function perspective. We evaluate the distinct contributions of different loss components L_T (Regularization loss), L_t (Diffusion MSE loss), L_z (Ranking loss) in Amazon Beauty and Toys datasets, which is depicted as Figure 4. Based on these results, we can find that (1) When optimizing with only L_T or L_t , the model shows relatively lower performance compared to using L_z on both

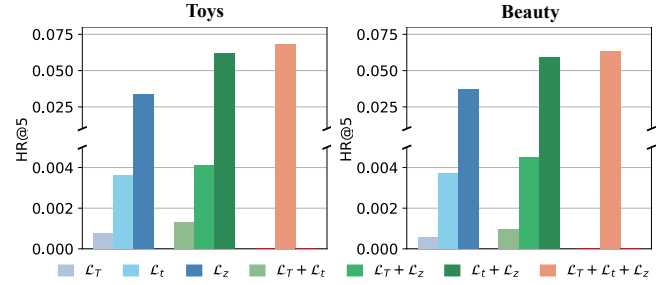


Figure 4: The HR@5 results of training DCRec using different types of optimization losses on Beauty and Toys datasets.

datasets, indicating the ranking loss plays a more significant role in the SR task. (2) The combination of losses leads to significantly better performance. This demonstrates that combining regularization, diffusion MSE, and ranking losses results in a more robust optimization process, leading to better overall model performance. (3) Overall, while L_T , L_t and L_z losses jointly optimize our DCRec, our model can achieve the best performance.

Module perspective. To observe the impact of different components of DCDT, we conduct additional experiments on Amazon Beauty, Toys, and Yelp datasets. The results are shown in Figure 5.

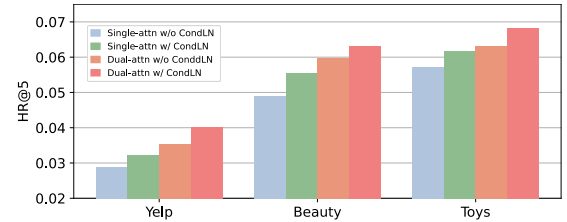


Figure 5: The HR@5 results of using different modules.

The results compare four configurations: single attention (Single-attn) with and without Conditional Layer Normalization (CondLN) and dual attention (Dual-attn) with and without CondLN. Single-attn uses only a self-attention block where the noised sequence, diffusion step, and history embeddings are directly combined. In contrast, Dual-attn integrates both self-attention and cross-attention layers to capture interactions between the noised sequence and user history. CondLN conditions the LN process on the noised sequence embedding S_t , diffusion time embedding t adapting to personalized user behaviors. The results show that both CondLN and dual attention effectively boost performance with highest HR@5 performance when combining them. Meanwhile, the absence of any of these modules results in a decline in performance.

The effectiveness of DCRec. To verify the rationality of incorporating both implicit conditional and explicit conditional effectiveness in DCRec, we choose implicit conditional components only, explicit conditional components only (broadcasting the target item to the same length as historical interactions), and the original dual conditional diffusion transformer. As shown in Table 2, DCRec consistently outperforms both ICDM and ECDM, demonstrating that jointly modeling implicit and explicit historical conditions is more effective than relying on either one individually.

Table 1: Overall performance. Bold scores represent the highest results of all methods. Underlined scores stand for the second-highest results. Our model achieves the state-of-the-art result among all baseline models. * means the improvement is significant at $p < 0.05$, with the relative improvements denoted as Improv.

Dataset	Metric	GRU4Rec	Caser	SARSRec	BERT4Rec	S ³ Rec	CL4SRec	ICLRec	DreamRec	DiffuRec	SdifRec	DCRec	Improv.
Beauty	HR@5	0.0363	0.0374	0.0337	0.0209	0.0189	0.0423	0.0493	0.0498	0.0559	<u>0.0609</u>	0.0630*	3.45%
	HR@10	0.0571	0.0601	0.0635	0.0393	0.0307	0.0694	0.0737	0.0698	0.0783	<u>0.0819</u>	0.0859*	4.88%
	NDCG@5	0.0243	0.0241	0.0237	0.0110	0.0115	0.0281	0.0324	0.0325	0.0406	<u>0.0437</u>	0.0449*	2.74%
	NDCG@10	0.0310	0.0332	0.0322	0.0169	0.0153	0.0373	0.0393	0.0397	0.0478	<u>0.0507</u>	0.0523*	3.16%
Toys	HR@5	0.0286	0.0208	0.0432	0.0274	0.0143	0.0526	0.0590	0.0510	0.0550	<u>0.0588</u>	0.0690*	17.35%
	HR@10	0.0440	0.0322	0.0660	0.0450	0.0094	0.0776	0.0830	0.0635	0.0739	<u>0.0758</u>	0.0903*	19.13%
	NDCG@5	0.0179	0.0135	0.0293	0.0174	0.0123	0.0362	0.0403	0.0316	0.0411	<u>0.0447</u>	0.0518*	15.88%
	NDCG@10	0.0228	0.0172	0.0347	0.0231	0.0391	0.0428	0.0479	0.0391	0.0471	<u>0.0498</u>	0.0587*	17.87%
Yelp	HR@5	0.0142	0.0160	0.0162	0.0196	0.0101	0.0229	0.0257	0.0174	<u>0.0364</u>	0.0233	0.0405*	11.26%
	HR@10	0.0248	0.0254	0.0311	0.0339	0.0176	0.0392	0.0426	0.0193	<u>0.0551</u>	0.0375	0.0611*	10.89%
	NDCG@5	0.0080	0.0101	0.0096	0.0121	0.0068	0.0144	0.0162	0.0117	<u>0.0253</u>	0.0157	0.0272*	7.51%
	NDCG@10	0.0124	0.0113	0.0136	0.0167	0.0092	0.0197	0.0217	0.0152	<u>0.0313</u>	0.0201	0.0338*	7.99%

Table 2: Performance comparison among Implicit Conditional DMs (ICDM), Explicit Conditional DMs (ECDM), and our DCDT. * means the improvement is significant at $p < 0.05$.

Dataset	Metrics	ICDM	ECDM	DCRec
Beauty	HR@5	0.0553	0.0599	0.0630*
	HR@10	0.0839	0.0851	0.0859*
	NDCG@5	0.0376	0.0433	0.0449*
	NDCG@10	0.0482	0.0514	0.0523*
Toys	HR@5	0.0616	0.0633	0.0690*
	HR@10	0.0776	0.0803	0.0903*
	NDCG@5	0.0473	0.0500	0.0518*
	NDCG@10	0.0524	0.0571	0.0587*
Yelp	HR@5	0.0321	0.0349	0.0405*
	HR@10	0.0508	0.0551	0.0611*
	NDCG@5	0.0217	0.0241	0.0272*
	NDCG@10	0.0276	0.0320	0.0338*

5.3.2 Hyper-parameters Analysis. For a more nuanced understanding, we select certain sensitive hyper-parameter λ , and explore three different λ settings as shown in Figure 6.

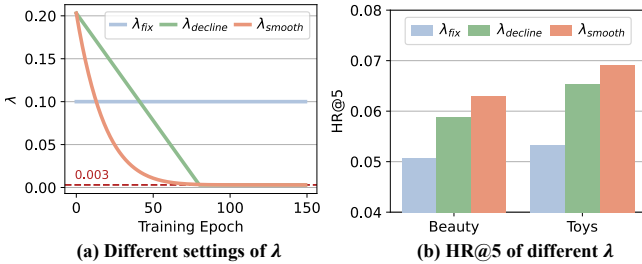


Figure 6: Figure (a) depicts three types of λ and Figure (b) reports the corresponding HR@5 results on Amazon Beauty and Toys datasets. The λ_{smooth} reports superior performance.

The loss balance factor $\lambda(\cdot)$ influences DCRec performance by mediating the focus between recommendation and reconstruction

tasks. While an increase in λ initially bolsters performance by prioritizing embedding denoising, too high a value risks neglecting the core recommendation task, undermining overall performance. λ_{fix} denotes experimental constant, $\lambda_{decline}$ denotes handcrafted function, λ_{smooth} denotes training epoch related function, respectively. We can find that λ_{smooth} can achieve the best performance. Due to the page limit, the details of λ and other hyper-parameters please refer to Appendix E.

5.4 Model Efficiency Analysis (RQ3)

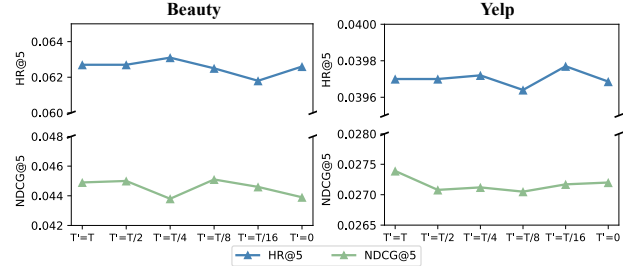


Figure 7: Effect of inference step T of our DCRec on Yelp and Beauty datasets (T denotes the diffusion steps in training while T' denotes the steps in inference).

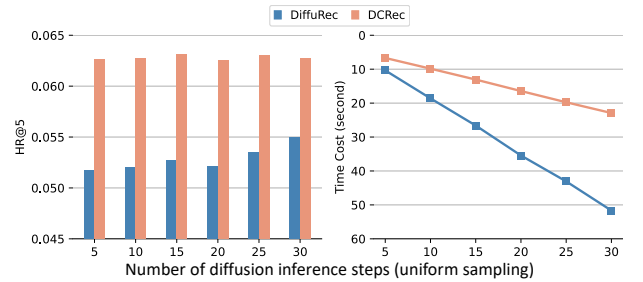


Figure 8: The impact of sample steps on our DCRec and DiffuRec on HR@5 and time cost (second) on the Beauty dataset.

In this section, we investigate the impact of inference step T to answer RQ3. We vary diffusion steps T from 0 to T in both Beauty and Toys datasets during inference and show the results in Figure 7. Moreover, we conducted a time comparison with DiffuRec [17], the most representative method in the baseline. To the fair comparison, we set 30 diffusion steps for training our DCRec aligning to the DiffuRec as shown in Figure 8.

Firstly, We can find the best inference steps are vary in different datasets. This implies that the optimal diffusion step for each dataset is related to their item count. Then we observe that our DCDT ($f_{\hat{\theta}}$) is optimized powerful enough to fulfill Equation (36) at an early \hat{t} -th stage, which significantly reduces time overhead. Compared to DiffuRec, our DCRec's performance is more stable under different inference steps T settings. In conclusion, our DCRec can reach superior model performance than DiffuRec while maintaining lower inference time cost under different inference step settings. This is because our improvement enables the dual conditional mechanism, resulting in both accurate and efficient inference.

6 Conclusion

In this paper, we proposed the DCRec to address key limitations in existing diffusion-based sequential recommender systems. By introducing a Markov chain to model item transitions and a dual conditional module to integrate contextual information, our approach improves the consistency of item selection and enhances the generation of target item embedding. Extensive experiments on public datasets validate the effectiveness of DCRec, demonstrating its superiority over state-of-the-art methods in both recommendation accuracy and computational efficiency.

References

- [1] Yongjun Chen, Zhiwei Liu, Jia Li, Julian J. McAuley, and Caiming Xiong. 2022. Intent Contrastive Learning for Sequential Recommendation. In *The ACM Web Conference 2022, Virtual Event, Lyon, France, April 25 - 29, 2022*. ACM, 2172–2182.
- [2] Yongjun Chen, Zhiwei Liu, Jia Li, Julian J. McAuley, and Caiming Xiong. 2022. Intent Contrastive Learning for Sequential Recommendation. In *WWW '22: The ACM Web Conference 2022, Virtual Event, Lyon, France, April 25 - 29, 2022*. ACM, 2172–2182.
- [3] Prafulla Dhariwal and Alexander Quinn Nichol. 2021. Diffusion Models Beat GANs on Image Synthesis. In *Advances in Neural Information Processing Systems 34: Annual Conference on Neural Information Processing Systems 2021, NeurIPS 2021, December 6-14, 2021, virtual*. 8780–8794.
- [4] Shansan Gong, Mukai Li, Jiangtao Feng, Zhiyong Wu, and Lingpeng Kong. 2023. DiffuSeq: Sequence to Sequence Text Generation with Diffusion Models. In *The Eleventh International Conference on Learning Representations, ICLR 2023, Kigali, Rwanda, May 1-5, 2023*.
- [5] Ruining He and Julian J. McAuley. 2016. Fusing Similarity Models with Markov Chains for Sparse Sequential Recommendation. In *IEEE 16th International Conference on Data Mining, December 12-15, 2016, Barcelona, Spain*. IEEE Computer Society, 191–200.
- [6] Ruining He and Julian J. McAuley. 2016. Ups and Downs: Modeling the Visual Evolution of Fashion Trends with One-Class Collaborative Filtering. In *Proceedings of the 25th International Conference on World Wide Web, 2016, Montreal, Canada, April 11 - 15, 2016*. ACM, 507–517.
- [7] Balázs Hidasi and Alexandros Karatzoglou. 2018. Recurrent Neural Networks with Top-k Gains for Session-based Recommendations. In *Proceedings of the 27th ACM International Conference on Information and Knowledge Management, CIKM 2018, Torino, Italy, October 22-26, 2018*. ACM, 843–852.
- [8] Jonathan Ho, Ajay Jain, and Pieter Abbeel. 2020. Denoising Diffusion Probabilistic Models. In *Advances in Neural Information Processing Systems 33: Annual Conference on Neural Information Processing Systems 2020, NeurIPS 2020, December 6-12, 2020, virtual*.
- [9] Jonathan Ho and Tim Salimans. 2022. Classifier-free diffusion guidance. *arXiv preprint arXiv:2207.12598* (2022).
- [10] Jonathan Ho and Tim Salimans. 2022. Classifier-Free Diffusion Guidance. *CoRR abs/2207.12598* (2022).
- [11] Wang-Cheng Kang and Julian J. McAuley. 2018. Self-Attentive Sequential Recommendation. In *IEEE International Conference on Data Mining, Singapore, November 17-20, 2018*. IEEE Computer Society, 197–206.
- [12] Diederik P. Kingma and Jimmy Ba. 2015. Adam: A Method for Stochastic Optimization. In *3rd International Conference on Learning Representations, ICLR 2015, San Diego, CA, USA, May 7-9, 2015, Conference Track Proceedings*.
- [13] Zhifeng Kong, Wei Ping, Jiaji Huang, Kexin Zhao, and Bryan Catanzaro. 2021. DiffWave: A Versatile Diffusion Model for Audio Synthesis. In *9th International Conference on Learning Representations, ICLR 2021, Virtual Event, Austria, May 3-7, 2021*.
- [14] Jimmy Lei Ba, Jamie Ryan Kiros, and Geoffrey E Hinton. 2016. Layer normalization. *ArXiv e-prints* (2016), arXiv–1607.
- [15] Wuchao Li, Rui Huang, Haijun Zhao, Chi Liu, Kai Zheng, Qi Liu, Na Mou, Guorui Zhou, Defu Lian, Yang Song, Wentian Bao, Enyun Yu, and Wenwu Ou. 2024. DimeRec: A Unified Framework for Enhanced Sequential Recommendation via Generative Diffusion Models. *CoRR abs/2408.12153* (2024).
- [16] Xiang Lisa Li, John Thickstun, Ishaan Gulrajani, Percy Liang, and Tatsunori B. Hashimoto. 2022. Diffusion-LM Improves Controllable Text Generation. arXiv:2205.14217
- [17] Zihao Li, Aixin Sun, and Chenliang Li. 2024. DiffuRec: A Diffusion Model for Sequential Recommendation. *ACM Trans. Inf. Syst.* 42, 3 (2024), 66:1–66:28.
- [18] Jianghao Lin, Jiaqi Liu, Jiachen Zhu, Yunjia Xi, Chengkai Liu, Yangtian Zhang, Yong Yu, and Weinan Zhang. 2024. A Survey on Diffusion Models for Recommender Systems. *arXiv preprint arXiv:2409.05033* (2024).
- [19] Xiao Lin, Xiaokai Chen, Chenyang Wang, Hantao Shu, Linfeng Song, Biao Li, and Peng Jiang. 2024. Discrete Conditional Diffusion for Reranking in Recommendation. In *Companion Proceedings of the ACM on Web Conference 2024, WWW 2024, Singapore, Singapore, May 13-17, 2024*. ACM, 161–169.
- [20] Calvin Luo. 2022. Understanding Diffusion Models: A Unified Perspective. arXiv:2208.11970 [cs.LG]
- [21] Chenlin Meng, Yutong He, Yang Song, Jiaming Song, Jiajun Wu, Jun-Yan Zhu, and Stefano Ermon. 2022. SDEdit: Guided Image Synthesis and Editing with Stochastic Differential Equations. In *The Tenth International Conference on Learning Representations, ICLR 2022, Virtual Event, April 25-29, 2022*.
- [22] Adam Paszke, Sam Gross, Francisco Massa, Adam Lerer, James Bradbury, Gregory Chanan, Trevor Killeen, Zeming Lin, Natalia Gimelshein, Luca Antiga, Alban Desmaison, Andreas Köpf, Edward Z. Yang, Zachary DeVito, Martin Raison, Alykhan Tejani, Sasank Chilamkurthy, Benoit Steiner, Lu Fang, Junjie Bai, and Soumith Chintala. 2019. PyTorch: An Imperative Style, High-Performance Deep Learning Library. In *Advances in Neural Information Processing Systems 32: Annual Conference on Neural Information Processing Systems 2019, NeurIPS 2019, December 8-14, 2019, Vancouver, BC, Canada*. 8024–8035.
- [23] Dustin Podell, Zion English, Kyle Lacey, Andreas Blattmann, Tim Dockhorn, Jonas Müller, Joe Penna, and Robin Rombach. 2024. SDXL: Improving Latent Diffusion Models for High-Resolution Image Synthesis. In *The Twelfth International Conference on Learning Representations, ICLR 2024, Vienna, Austria, May 7-11, 2024*.
- [24] Aditya Ramesh, Prafulla Dhariwal, Alex Nichol, Casey Chu, and Mark Chen. 2022. Hierarchical Text-Conditional Image Generation with CLIP Latents. *CoRR abs/2204.06125* (2022).
- [25] Steffen Rendle, Christoph Freudenthaler, and Lars Schmidt-Thieme. 2010. Factorizing personalized Markov chains for next-basket recommendation. In *Proceedings of the 19th International Conference on World Wide Web, Raleigh, North Carolina, USA, April 26-30, 2010*. ACM, 811–820.
- [26] Robin Rombach, Andreas Blattmann, Dominik Lorenz, Patrick Esser, and Björn Ommer. 2022. High-Resolution Image Synthesis with Latent Diffusion Models. In *IEEE/CVF Conference on Computer Vision and Pattern Recognition, CVPR 2022, New Orleans, LA, USA, June 18-24, 2022*. IEEE, 10674–10685.
- [27] Fei Sun, Jun Liu, Jian Wu, Changhua Pei, Xiao Lin, Wenwu Ou, and Peng Jiang. 2019. BERT4Rec: Sequential Recommendation with Bidirectional Encoder Representations from Transformer. In *Proceedings of the 28th ACM International Conference on Information and Knowledge Management, CIKM 2019, Beijing, China, November 3-7, 2019*. ACM, 1441–1450.
- [28] Meirui Wang, Pengjie Ren, Lei Mei, Zhumin Chen, Jun Ma, and Maarten de Rijke. 2019. A Collaborative Session-based Recommendation Approach with Parallel Memory Modules. In *Proceedings of the 42nd International ACM SIGIR Conference on Research and Development in Information Retrieval, Paris, France, July 21-25, 2019*. ACM, 345–354.
- [29] Shoujin Wang, Liang Hu, Yan Wang, Longbing Cao, Quan Z. Sheng, and Mehmet A. Orgun. 2019. Sequential Recommender Systems: Challenges, Progress and Prospects. In *Proceedings of the Twenty-Eighth International Joint Conference on Artificial Intelligence, Macao, China, August 10-16, 2019*. 6332–6338.
- [30] Wenjia Xie, Rui Zhou, Hao Wang, Tingjia Shen, and Enhong Chen. 2024. Bridging User Dynamics: Transforming Sequential Recommendations with Schrödinger Bridge and Diffusion Models. *arXiv preprint arXiv:2409.10522* (2024).
- [31] Xu Xie, Fei Sun, Zhaoyang Liu, Shiwen Wu, Jinyang Gao, Jiandong Zhang, Bolin Ding, and Bin Cui. 2022. Contrastive Learning for Sequential Recommendation. In *38th IEEE International Conference on Data Engineering, ICDE 2022, Kuala*

- Lumpur, Malaysia, May 9-12, 2022. IEEE, 1259–1273.
- [32] Ling Yang, Jingwei Liu, Shenda Hong, Zhilong Zhang, Zhilin Huang, Zheming Cai, Wentao Zhang, and Bin Cui. 2023. Improving Diffusion-Based Image Synthesis with Context Prediction. In *Advances in Neural Information Processing Systems 36: Annual Conference on Neural Information Processing Systems 2023, NeurIPS 2023, New Orleans, LA, USA, December 10 - 16, 2023*.
- [33] Ling Yang, Zhilong Zhang, Yang Song, Shenda Hong, Runsheng Xu, Yue Zhao, Wentao Zhang, Bin Cui, and Ming-Hsuan Yang. 2024. Diffusion Models: A Comprehensive Survey of Methods and Applications. *ACM Comput. Surv.* 56, 4 (2024), 105:1–105:39.
- [34] Ling Yang, Zhilong Zhang, Wentao Zhang, and Shenda Hong. 2022. Score-based graph generative modeling with self-guided latent diffusion. (2022).
- [35] Zhengyi Yang, Jiancan Wu, Zhicai Wang, Xiang Wang, Yancheng Yuan, and Xiangnan He. 2023. Generate What You Prefer: Reshaping Sequential Recommendation via Guided Diffusion. In *Advances in Neural Information Processing Systems 36: Annual Conference on Neural Information Processing Systems 2023, NeurIPS 2023, New Orleans, LA, USA, December 10 - 16, 2023*.
- [36] Zebin You, Yong Zhong, Fan Bao, Jiacheng Sun, Chongxuan Li, and Jun Zhu. 2023. Diffusion Models and Semi-Supervised Learners Benefit Mutually with Few Labels. In *Advances in Neural Information Processing Systems 36: Annual Conference on Neural Information Processing Systems 2023, NeurIPS 2023, New Orleans, LA, USA, December 10 - 16, 2023*.
- [37] Fajie Yuan, Alexandros Karatzoglou, Ioannis Arapakis, Joemon M. Jose, and Xiangnan He. 2019. A Simple Convolutional Generative Network for Next Item Recommendation. In *Proceedings of the Twelfth ACM International Conference on Web Search and Data Mining, Melbourne, VIC, Australia, February 11-15, 2019*. ACM, 582–590.
- [38] Wayne Xin Zhao, Shanlei Mu, Yupeng Hou, Zihan Lin, Yushuo Chen, Xingyu Pan, Kaiyuan Li, Yujie Lu, Hui Wang, Changxin Tian, Yingqian Min, Zhichao Feng, Xinyan Fan, Xu Chen, Pengfei Wang, Wendi Ji, Yaliang Li, Xiaoling Wang, and Ji-Rong Wen. 2021. RecBole: Towards a Unified, Comprehensive and Efficient Framework for Recommendation Algorithms. In *CIKM '21: The 30th ACM International Conference on Information and Knowledge Management, Virtual Event, Queensland, Australia, November 1 - 5, 2021*. ACM, 4653–4664.
- [39] Kun Zhou, Hui Wang, Wayne Xin Zhao, Yutao Zhu, Sirui Wang, Fuzheng Zhang, Zhongyuan Wang, and Ji-Rong Wen. 2020. S3-Rec: Self-Supervised Learning for Sequential Recommendation with Mutual Information Maximization. In *The 29th ACM International Conference on Information and Knowledge Management, Virtual Event, Ireland, October 19-23, 2020*. ACM, 1893–1902.
- [40] Kun Zhou, Hui Wang, Wayne Xin Zhao, Yutao Zhu, Sirui Wang, Fuzheng Zhang, Zhongyuan Wang, and Ji-Rong Wen. 2020. S3-Rec: Self-Supervised Learning for Sequential Recommendation with Mutual Information Maximization. In *The 29th ACM International Conference on Information and Knowledge Management, Virtual Event, Ireland, October 19-23, 2020*. ACM, 1893–1902.
- [41] Kun Zhou, Hui Wang, Wayne Xin Zhao, Yutao Zhu, Sirui Wang, Fuzheng Zhang, Zhongyuan Wang, and Ji-Rong Wen. 2020. S3-Rec: Self-Supervised Learning for Sequential Recommendation with Mutual Information Maximization. In *CIKM '20: The 29th ACM International Conference on Information and Knowledge Management, Virtual Event, Ireland, October 19-23, 2020*. ACM, 1893–1902.

A Algorithm of DCRec Training and Inference

Algorithm 1 DCRec Training

Input: User interacted item embedding set $\{H_0\}$, item pool \mathbb{Z} , number of diffusion steps T , denoising network f_θ , balance factor λ

- 1: **repeat**
- 2: Sample H_0 from $\{H_0\}$ and corresponding z from \mathbb{Z}
- 3: $S_0 \leftarrow$ Concatenate H_0 and z
- 4: Sample $t \sim \mathcal{U}(1, T)$
- 5: $S_t \leftarrow$ Adding noise to S_0 according to Equation (23)
- 6: Obtain predicted $\hat{S}_0 \leftarrow f_\theta(S_t, t, H_0)$
- 7: Extract predicted \hat{e}_0 from \hat{S}_0
- 8: Obtain predicted $\hat{z} \leftarrow p_\phi(\hat{z}|\hat{e}_0)$
- 9: $\mathcal{L}_T \leftarrow \|\hat{S}_0\|^2$
- 10: $\mathcal{L}_t \leftarrow \|\hat{e}_0 - e_0\|^2$
- 11: $\mathcal{L}_z \leftarrow D_{\text{KL}}(q_\phi(z)|p_\phi(\hat{z}))$
- 12: Take gradient descent step on $\nabla (\mathcal{L}_T + (1 - \lambda)\mathcal{L}_t + \lambda\mathcal{L}_z)$ to optimize θ and ϕ
- 13: **until** converged

Output: optimized θ, ϕ .

Algorithm 2 DCRec Inference

Input: User interacted item embedding H_0 , implicit conditioning scale factor δ , number of diffusion steps T , number of accelerating steps T' , denoising network f_θ

- 1: Uniformly sample T' steps from 1 to T
- 2: Sample $e_T \sim \mathcal{N}(\mathbf{0}, \mathbf{I})$
- 3: Sample $H_T \sim \mathcal{N}(\mathbf{0}, \mathbf{I})$
- 4: Implicit conditioning $H_T \leftarrow H_T + \delta H_0$
- 5: $S_T \leftarrow$ Concatenate H_T and e_T
- 6: **for** $t \leftarrow T' \dots 1$ **do**
- 7: Obtain predicted $S_0 \leftarrow f_\theta(S_t, t, H_0)$
- 8: Transit to $S_{t-1} \leftarrow q(S_{t-1}|S_0)$
- 9: Extract e_0 from S_0
- 10: obtain $z \leftarrow p_\phi(z|e_0)$

Output: z

B Dataset Preparation

We evaluate our proposed DCRec on three publicly accessible datasets in different experiment settings. Table 3 provides a summary of the statistics for each dataset.

- **Amazon Beauty & Amazon Toys:** We choose three representative sub-datasets from Amazon datasets: *Beauty* and *Toys* and keep the ‘5-core’ datasets [39] [25][1], which filter out user-item interaction sequences with length less than 5.
- **Yelp:** Yelp is a well-known business recommendation dataset. Following [2, 31], we only retain the transaction records after Jan. 1st, 2019 in our experiment.

For reproducibility, we follow the commonly used benchmark setting of RecBole [38] to set up our experiments. Specifically, for each user, we first discard duplicated interaction sequences and sort the items in each user’s sequence chronologically by their timestamp.

Furthermore, the maximum length of interaction sequences is set to 50. If there are more than 50 interactions in a sequence, we adopt the latest 50 interactions. If the number of interactions in a sequence is less than 50, we make it up to 50 by padding virtual items with the ID of 0. Following the common practice in sequential recommendations, we leave the interactions happening at the latest time as the test dataset and the interactions at the second latest time as the validation dataset [1, 40].

Table 3: Statistics of the datasets after preprocessing.

Dataset	Beauty	Toys	Yelp
# Users	22,363	19,412	30,499
# Items	12,101	11,924	20,068
# Avg. Actions / User	8.9	8.6	10.4
# Avg. Actions / Item	16.4	14.1	15.8
# Actions	198,502	167,597	317,182
Sparsity	99.93%	99.93%	99.95%

C Baselines for Comparison

To evaluate the performance of our model DCRec, we select various representative and/or state-of-the-art recommendation models as baselines.

- GRU4Rec [7]: This model uses the GRU to model the user interaction sequence and gives the final recommendation.
- Caser [37]: CNN-based approach for SR.
- SARSRec [11]: This model employs a single-direction Transformer with a masked encoder to capture explicit correlations between items.
- Bert4Rec [27]: replaces the next-item prediction with a Cloze task to fuse information between an item (a view) in a user behavior sequence and its contextual information.
- S³Rec [41]: uses SSL to capture correlation-ship among items, sub-sequences, and associated attributes from the given user behavior sequence. Its modules for mining on attributes are removed because we don’t have attributes for items.
- CL4SRec [31]: fuses contrastive SSL with a Transformer-based SR model.
- ICLRec [2]: leverages latent user intents, learned from unlabeled behavior sequences, to optimize SR (SR) models using contrastive self-supervised learning.
- DreamRec [35]: uses the historical interaction sequence as conditional guiding information for the diffusion model to enable personalized recommendations.
- SdifRec [30]: introduce the Schrödinger Bridge into diffusion-based SR, by replacing the Gaussian prior with the user’s current state.
- DiffuRec [17]: incorporates a diffusion model into the field of SR, leveraging a Transformer backbone to reconstruct target item representations based on the user’s historical interaction behaviors.

D Ablation Study for Partially Noised Input Sequence

In this paper, we concatenate the history embedding and target item embedding as a sequential input for our denoising model DCDT. As shown in Figure 2, we add noise to the whole input sequence. In this section, motivated by DiffuSeq [4] which is another diffusion model for Q&A task in NLP, we analyze the effectiveness of only adding noise to the target item. The results are shown in Figure 9. It seems that partially adding noise to the target item is worse than adding noise to the whole sequence. The possible reason is the unbalanced noised sequence length. DiffuSeq concatenates the question and answer as an input and only adds noise to the answer sequence. In that case, the question sequence and answer sequence have similar sequence lengths. However, in our SR task, the history sequence is nearly 50× longer than the target. Therefore, the strategy of partially noised input is unfeasible for DCRec.

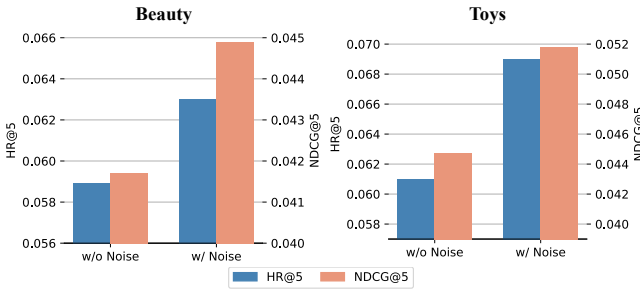


Figure 9: Performance comparison of history conditioning with noise and without noise.

E Details of Hyper-parameters Analysis

E.1 The Balance Factor λ

It's worth to note that the optimization in Equations (24) and (31) is a complex and parameter-sensitive multi-objective task. In this section, we detailed analyze the impacts of three types of different λ settings, including fix factor λ_{fix} , decline factor λ_{decline} and smoothly decline factor λ_{smooth} . We formulate them as follows:

$$\begin{cases} \lambda_{\text{fix}} = c \\ \lambda_{\text{decline}} = \text{Max} - g_d(\text{ep}) + \text{Min} \\ \lambda_{\text{smooth}} = \text{Max} * g_s(\text{ep}) + \text{Min} \end{cases}$$

where c is a constant and ep is the current training epoch. Max and Min denote the upper bound and the lower bound of the decline factor λ_{decline} and λ_{smooth} . $g_d(\text{ep})$ is a decline linear function associated with the current training epoch, while $g_s(\text{ep})$ is another decline exponential function also associated with the epoch. In Table 4 and Figure 10, we illustrate several example settings of λ in our experiments and corresponding results are shown in Table 5. We note that those declining settings dramatically improve the model performance compared to the fixed ones. The λ_{smooth} settings are feasible for Toys and Beauty datasets, while λ_{decline} settings are more suitable for the Yelp dataset.

Table 4: Detailed settings of different λ .

Tag	Type	Function
λ_{f1}	λ_{fix}	0.2
λ_{f2}	λ_{fix}	0.1
λ_{f3}	λ_{fix}	0.003
λ_{d1}	λ_{decline}	$\begin{cases} 0.2 - 0.2 * \text{ep}/20 + 3 * 10^{-3} & 0 < \text{ep} < 20 \\ 3 * 10^{-3} & \text{ep} \geq 20 \end{cases}$
λ_{d2}	λ_{decline}	$\begin{cases} 0.2 - 0.2 * \text{ep}/30 + 3 * 10^{-3} & 0 < \text{ep} < 30 \\ 3 * 10^{-3} & \text{ep} \geq 30 \end{cases}$
λ_{d3}	λ_{decline}	$\begin{cases} 0.2 - 0.2 * \text{ep}/40 + 3 * 10^{-3} & 0 < \text{ep} < 40 \\ 3 * 10^{-3} & \text{ep} \geq 40 \end{cases}$
λ_{d4}	λ_{decline}	$\begin{cases} 0.2 - 0.2 * \text{ep}/80 + 3 * 10^{-3} & 0 < \text{ep} < 80 \\ 3 * 10^{-3} & \text{ep} \geq 80 \end{cases}$
λ_{s1}	λ_{smooth}	$\begin{cases} 2 * (1 - \text{ep}/150)^6 + 3 * 10^{-3} & 0 < \text{ep} < 150 \\ 3 * 10^{-3} & \text{ep} \geq 150 \end{cases}$
λ_{s2}	λ_{smooth}	$\begin{cases} 2 * (1 - \text{ep}/150)^9 + 3 * 10^{-3} & 0 < \text{ep} < 150 \\ 3 * 10^{-3} & \text{ep} \geq 150 \end{cases}$
λ_{s3}	λ_{smooth}	$\begin{cases} 0.05 * (1 - \text{ep}/150)^{10} + 3 * 10^{-3} & 0 < \text{ep} < 150 \\ 3 * 10^{-3} & \text{ep} \geq 150 \end{cases}$

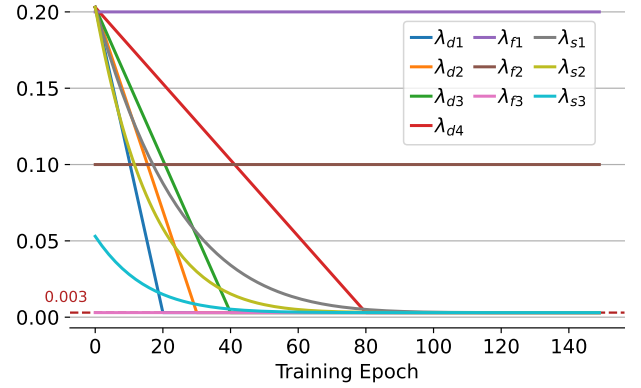


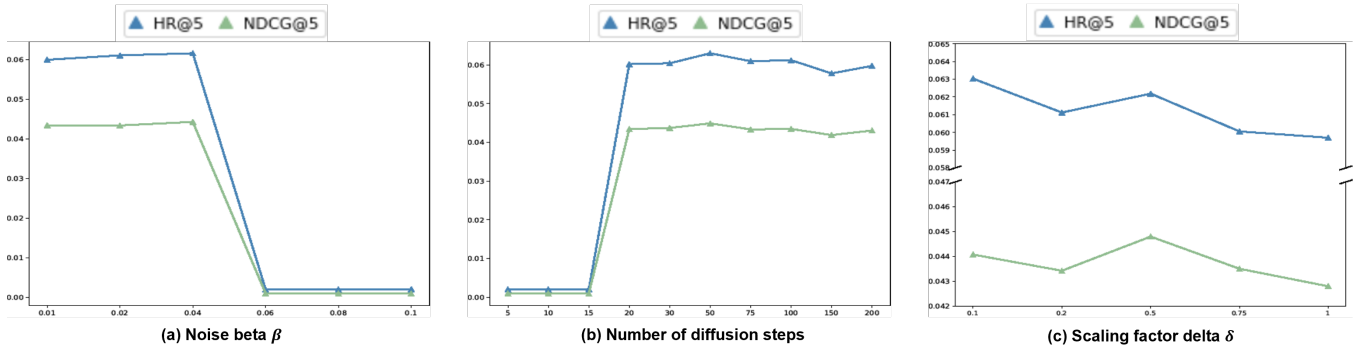
Figure 10: Illustrations of different λ .

E.2 Other Hyper-parameters Analysis

We report the experimental results for key hyperparameters on the Beauty dataset, including the noise schedule β , number of diffusion steps T , and scaling factor δ . In detail, β is tuned within $\{0.01, 0.02, 0.04, 0.06, 0.08, 0.1\}$, diffusion steps T is tuned within $\{5, 10, 15, 20, 30, 50, 75, 100, 150, 200\}$ and scaling factor δ is tuned within $\{0.1, 0.2, 0.5, 0.75, 1\}$. As shown in Figure 11, we can find for the noise schedule β , performance remains stable for values up to 0.04 but sharply declines at 0.06, indicating that excessive noise

Table 5: The comparison performance of different λ settings. Bold scores represent the highest results.

Dataset	Metric	λ_{fix}			λ_{decline}				λ_{smooth}		
		λ_{f1}	λ_{f2}	λ_{f3}	λ_{d1}	λ_{d2}	λ_{d3}	λ_{d4}	λ_{s1}	λ_{s2}	λ_{s3}
Beauty	HR@5	0.0453	0.0507	0.0493	0.0320	0.0426	0.0479	0.0584	0.0617	0.0630	0.0564
	HR@10	0.0643	0.0704	0.0669	0.0471	0.0636	0.0688	0.0844	0.0855	0.0859	0.0795
	NDCG@5	0.0318	0.0366	0.0357	0.0224	0.0298	0.0340	0.0414	0.0435	0.0449	0.0399
	NDCG@10	0.0379	0.0429	0.0413	0.0272	0.0365	0.4065	0.0498	0.0514	0.0522	0.0473
Toys	HR@5	0.0470	0.0582	0.0458	0.0113	0.0284	0.0396	0.0676	0.0684	0.0690	0.0594
	HR@10	0.0627	0.0787	0.0648	0.0195	0.0418	0.0552	0.0889	0.0901	0.0903	0.0804
	NDCG@5	0.0352	0.0436	0.0329	0.0083	0.0203	0.0287	0.0503	0.0510	0.0518	0.0447
	NDCG@10	0.0402	0.0502	0.0390	0.0109	0.0244	0.0337	0.0571	0.0579	0.0587	0.0514
Yelp	HR@5	0.0241	0.0269	0.0247	0.0344	0.0405	0.0396	0.0251	0.0327	0.0289	0.0398
	HR@10	0.0363	0.0411	0.0424	0.0547	0.0611	0.0605	0.0174	0.0514	0.0192	0.0591
	NDCG@5	0.0169	0.0179	0.0163	0.0232	0.0272	0.0266	0.0388	0.0223	0.0443	0.0270
	NDCG@10	0.0207	0.0225	0.0220	0.0297	0.0338	0.0333	0.0218	0.0282	0.0241	0.0333

**Figure 11: Hyperparameters analysis of our DCRec on Beauty dataset.**

negatively impacts the model. The number of training diffusion steps T improves performance up to 20 steps, after which it plateaus, suggesting that 20 steps are sufficient. The scaling factor δ performs best in the range of 0.2 to 0.5, with both smaller and larger values resulting in decreased performance.

F Implementation Details

We implement our model and baselines using Pytorch [22] and conduct our experiments on an NVIDIA RTX 3090 GPU with 24G memory. For a fair comparison, we carefully tuned the model parameters of all the baselines on the validation set. Then we choose the model parameters that achieve the best performance on the validation set to compare. For our DCRec, based on the hyperparameter analysis, we set the batch size to 512, the item embedding dimension to 128, learning rate of $4 \times 1e - 3$, maximum sequence length to 50, β to 0.02, the dropout rate to 0.1, the embedding dropout to 0.4, the hidden factor to 128, δ to 0.1, the number of transformer blocks to 4, and the number of diffusion steps T to 50. For λ , we

adopt $\lambda_{\text{smooth}} = \lambda_{s2}$ for the Beauty and Toys datasets, while for the Yelp dataset, we use $\lambda_{\text{decline}} = \lambda_{d2}$, as determined by the results in Table 5 result. We choose Adam [12] as our optimization strategy and use early stopping with a patience of 5 to prevent overfitting.