

GELFAND-TYPE PROBLEMS IN RANDOM WALK SPACES

J. M. MAZÓN, A. MOLINO AND J. TOLEDO

ABSTRACT. This paper deals with Gelfand-type problems

$$\begin{cases} -\Delta_m u = \lambda f(u), & \text{in } \Omega, \lambda > 0, \\ u = 0, & \text{on } \partial_m \Omega, \end{cases} \quad (0.1)$$

in the framework of Random Walk Spaces, which includes as particular cases: Gelfand-type problems posed on locally finite weighted connected graphs and Gelfand-type problems driven by convolution integrable kernels. Under the same assumption on the nonlinearity f as in the local case, we show there exists an extremal parameter $\lambda^* \in (0, \infty)$ such that, for $0 \leq \lambda < \lambda^*$, problem (0.1) admits a minimal bounded solution u_λ and there are not solution for $\lambda > \lambda^*$. Moreover, assuming f is convex, we show that Problem (0.1) admits a minimal bounded solution for $\lambda = \lambda^*$. We also show that u_λ are stable, and, for f strictly convex, we show that they are the unique stable solutions. We give simple examples that illustrate the many situations that can occur when solving Gelfand-type problems on weighted graphs.

1. INTRODUCTION

The classical Gelfand-type problem deals the existence and boundedness of positive solutions to the following semilinear elliptic equation

$$\begin{cases} -\Delta u = \lambda f(u) & \text{in } \Omega, \\ u = 0 & \text{on } \partial\Omega, \end{cases} \quad (1.1)$$

where $\lambda \geq 0$, Ω is an open bounded subset of \mathbb{R}^n with Lipschitz-continuous boundary and $f \in C^1([0, \infty])$ satisfying the following hypotheses

$$f \text{ is increasing, } f(0) > 0 \text{ and superlinear at infinity: } \lim_{s \rightarrow \infty} \frac{f(s)}{s} = \infty. \quad (1.2)$$

Gelfand-type problem appears in a number of applications. For instance, it is worth mentioning that Lord Kelvin proposed that such an equation describes an isothermal ball of gas in gravitational equilibrium (see [15]). As well as in thermal explosions [21] and temperature distribution in an object heated by a uniform electric current [28]. There is an extensive literature of works on applications related to the problem, among others [41, 45] and the references therein. The particular case $f(s) = e^s$ was first presented by Barenblatt in a volume edited by Gelfand [23], and was motivated by problems occurring in combustion theory (see also [27]).

It is well-known (see for instance the monograph [19]) that, under assumption (1.2), there exists an extremal parameter $\lambda^* \in (0, \infty)$ such that, for $0 \leq \lambda < \lambda^*$, (1.1) admits a minimal classical nonnegative solution u_λ . On the other hand, if $\lambda > \lambda^*$, then (1.1) has no classical solution. The family of minimal solutions $\{u_\lambda : 0 \leq \lambda < \lambda^*\}$ is increasing in λ , and its limit as $\lambda \uparrow \lambda^*$ is a weak solution $u^* = u_{\lambda^*}$ of (1.1) for $\lambda = \lambda^*$. The function u^* is called the *extremal solution* of (1.1).

Key words and phrases. Gelfand-type problem, Random walk space, weighted graph, nonlocal problem, stable solution

2020 *Mathematics Subject Classification.* 35R02, 05C81, 05C81, 35A15, 53J61 .

In order to prove the regularity of u^* an important role is played by the stability condition. Concretely, a weak solution of (1.1) is called *stable* if the energy functional associated to (1.2)

$$\mathcal{E}(u) := \int_{\Omega} \left(\frac{1}{2} |\nabla u|^2 - \lambda F(u) \right) dx, \quad \text{where } F' = f,$$

has a nonnegative definite second variation. In the 1970s Crandall and Rabinowitz [18] established that if $f(s) = e^s$ or $f(s) = (1+s)^p$ with $p > 1$ then stable solutions in any smooth bounded domain Ω are bounded (and hence smooth and analytic, by classical elliptic regularity theory) when $n \leq 9$ and therefore u^* is bounded. The last twenty-five years, for a certain type of non-linearities f , have produced a large literature on Gelfand-type problems. See the monograph [19] for an extensive list of results and references. The main developments proving that stable solutions to (1.1) are smooth (no matter what the nonlinearity f is) were made by different authors, see, for example, [35], [9], [44], [11] (see also the survey by Cabré [8]). The above results give some partial answer to the an open question by Brezis [6] who asks if it possible in dimension $n \leq 9$ to construct some f and some Ω for which a singular stable solution exists. Cabré, Figalli, Ros-Oton and Serra ([10]) finally solved the problem, by establishing the regularity of stable solutions to (1.1) in the interior of any open set Ω in the optimal dimensions $n \leq 9$ under the only requirement for the nonlinearity f to be nonnegative; furthermore, adding the vanishing boundary condition $u = 0$ on $\partial\Omega$, they proved regularity up to the boundary when Ω is of class C^3 and $n \leq 9$, and when f is nonnegative, nondecreasing and convex.

In this framework, a larger classes of operators are considered; we highlight the p -Laplacian, see [16, 12, 22, 39, 40] and the references therein; the Laplacian with a quadratic gradient term [3, 33]; the 1-homogeneous p -Laplacian [13]; the 1-Laplacian [34] and the k -Hessian [25, 26].

For nonlocal operators, only in the case of singular kernels there are results about Gelfand-type problems. For instance, for the fractional Laplacian $(-\Delta)^s$, there are some results in the line of the above classical result where they come into play the dimension n and also s (see for instance [38] and [37]). Now, to our knowledge, there are no results for the case nonlocal problems with integrable kernels.

Our aim is to study the Gelfand-type problems in the framework of random walk spaces, which covers the cases of weighted graphs and of nonlocal problems with integrable kernels. Like for the local case we prove that if f satisfies (1.2) then there exists an extremal parameter $\lambda^* \in (0, \infty)$ such that, for $0 \leq \lambda < \lambda^*$ admits a minimal bounded solution u_λ , and there are not solution for $\lambda > \lambda^*$. Moreover, assuming f is strictly convex, the problem admits a minimal bounded solution for $\lambda = \lambda^*$, i.e, a extremal solution. Contrary to what happens in the local case, any solution of the problem is bounded from above and below for two functions that only depends of f and λ , independently of the random walk space involved.

We also study the stability of the solutions, showing that for $0 \leq \lambda < \lambda^*$ the minimal bounded solutions u_λ are stable; and, in the case that f is strictly convex, we show that they are the only stable solutions.

We give simple but illustrative examples of the many situations that can occur for the solutions of Gelfand-type problems on weighted graphs. For instance we give an example of a simple weighted graph and a convex function f for which there exists infinitely many extremal solutions and also a simple weighted graph and a non-convex function f for which the function $\lambda \mapsto \|u_\lambda\|_\infty$ is not continuous.

2. PRELIMINAIRES

2.1. Random walk spaces. We recall some concepts and results about random walk spaces given in [29], [30] and [31].

Let (X, \mathcal{B}) be a measurable space such that the σ -field \mathcal{B} is countably generated. A random walk m on (X, \mathcal{B}) is a family of probability measures $(m_x)_{x \in X}$ on \mathcal{B} such that $x \mapsto m_x(B)$ is a measurable function on X for each fixed $B \in \mathcal{B}$.

The notation and terminology chosen in this definition comes from Ollivier's paper [36]. As noted in that paper, geometers may think of m_x as a replacement for the notion of balls around x , while in probabilistic terms we can rather think of these probability measures as defining a Markov chain whose transition probability from x to y in n steps is

$$dm_x^{*n}(y) := \int_{z \in X} dm_z(y) dm_x^{*(n-1)}(z), \quad n \geq 1$$

and $m_x^{*0} = \delta_x$, the dirac measure at x .

Definition 2.1. If m is a random walk on (X, \mathcal{B}) and μ is a σ -finite measure on X . The convolution of μ with m on X is the measure defined as follows:

$$\mu * m(A) := \int_X m_x(A) d\mu(x) \quad \forall A \in \mathcal{B},$$

which is the image of μ by the random walk m .

Definition 2.2. If m is a random walk on (X, \mathcal{B}) , a σ -finite measure ν on X is *invariant* with respect to the random walk m if

$$\nu * m = \nu.$$

The measure ν is said to be *reversible* if moreover, the detailed balance condition

$$dm_x(y) d\nu(x) = dm_y(x) d\nu(y),$$

holds true.

Definition 2.3. Let (X, \mathcal{B}) be a measurable space where the σ -field \mathcal{B} is countably generated. Let m be a random walk on (X, \mathcal{B}) and ν an invariant measure with respect to m . The measurable space together with m and ν is then called a random walk space and is denoted by $[X, \mathcal{B}, m, \nu]$.

If (X, d) is a Polish metric space (separable completely metrizable topological space), \mathcal{B} is its Borel σ -algebra and ν is a Radon measure (i.e. ν is inner regular and locally finite), then we denote $[X, \mathcal{B}, m, \nu]$ as $[X, d, m, \nu]$, and call it a metric random walk space.

Definition 2.4. We say that a random walk space $[X, \mathcal{B}, m, \nu]$ is m -connected if, for every $D \in \mathcal{B}$ with $\nu(D) > 0$ and ν -a.e. $x \in X$,

$$\sum_{n=1}^{\infty} m_x^{*n}(D) > 0.$$

Formally, the idea behind the above definition is that all the parts of the space considered as m -connected can be reached after certain number of jumps (induced by the random walk m), no matter what the starting point is, except for, at most, a ν -null set of points.

Definition 2.5. Let $[X, \mathcal{B}, m, \nu]$ be a random walk space and let $A, B \in \mathcal{B}$. We define the m -interaction between A and B as

$$L_m(A, B) := \int_A \int_B dm_x(y) d\nu(x) = \int_A m_x(B) d\nu(x).$$

The following result gives a characterization of m -connectedness in terms of the m -interaction between sets, and provides more intuition for the concept and terminology used. In [31] one can find its relation with ν -essential irreducibility of a random walk m between other characterizations, we do not enter here in such details. In Section 2.2 we introduce the m -Laplacian and give another characterization via the ergodicity of such operator that will be used later on.

Proposition 2.6. ([29, Proposition 2.11], [31, Proposition 1.34]) *Let $[X, \mathcal{B}, m, \nu]$ be a random walk space. The following statements are equivalent:*

- (i) $[X, \mathcal{B}, m, \nu]$ is m -connected.
- (ii) If $A, B \in \mathcal{B}$ satisfy $A \cup B = X$ and $L_m(A, B) = 0$, then either $\nu(A) = 0$ or $\nu(B) = 0$.

Definition 2.7. Let $[X, \mathcal{B}, m, \nu]$ be a reversible random walk space, and let $\Omega \in \mathcal{B}$ with $\nu(\Omega) > 0$. We denote by \mathcal{B}_Ω to the following σ -algebra

$$\mathcal{B}_\Omega := \{B \in \mathcal{B} : B \subset \Omega\}.$$

We will denote by $\nu \llcorner \Omega$ the restriction of ν to \mathcal{B}_Ω .

We say that Ω is m -connected (with respect to ν) if $L_m(A, B) > 0$ for every pair of non- ν -null sets $A, B \in \mathcal{B}_\Omega$ such that $A \cup B = \Omega$.

Let us see now some examples of random walk spaces.

Example 2.8. Consider the metric measure space $(\mathbb{R}^N, d, \mathcal{L}^N)$, where d is the Euclidean distance and \mathcal{L}^N the Lebesgue measure on \mathbb{R}^N (which we will also denote by $|\cdot|$). For simplicity, we will write dx instead of $d\mathcal{L}^N(x)$. Let $J : \mathbb{R}^N \rightarrow [0, +\infty[$ be a measurable, nonnegative and radially symmetric function verifying $\int_{\mathbb{R}^N} J(x)dx = 1$. Let m^J be the following random walk on (\mathbb{R}^N, d) :

$$m_x^J(A) := \int_A J(x-y)dy \quad \text{for every } x \in \mathbb{R}^N \text{ and every Borel set } A \subset \mathbb{R}^N.$$

Then, applying Fubini's Theorem it is easy to see that the Lebesgue measure \mathcal{L}^N is reversible with respect to m^J . Therefore, $(\mathbb{R}^N, d, m^J, \mathcal{L}^N)$ is a reversible metric random walk space.

Observe that a domain in \mathbb{R}^N is m^J -connected, and we can also have disjoint domains A and B whose union is m^J -connected if $L_{m^J}(A, B) > 0$. ■

Example 2.9. [Weighted discrete graphs] Consider a locally finite weighted discrete graph

$$G = (V(G), E(G)),$$

where $V(G)$ is the vertex set, $E(G)$ is the edge set and each edge $(x, y) \in E(G)$ (we will write $x \sim y$ if $(x, y) \in E(G)$) has a positive weight $w_{xy} = w_{yx}$ assigned. Suppose further that $w_{xy} = 0$ if $(x, y) \notin E(G)$. Note that there may be loops in the graph, that is, we may have $(x, x) \in E(G)$ for some $x \in V(G)$ and, therefore, $w_{xx} > 0$. Recall that a graph is locally finite if every vertex is only contained in a finite number of edges.

A finite sequence $\{x_k\}_{k=0}^n$ of vertices of the graph is called a *path* if $x_k \sim x_{k+1}$ for all $k = 0, 1, \dots, n-1$. The *length* of a path $\{x_k\}_{k=0}^n$ is defined as the number n of edges in the path. We will assume that $G = (V(G), E(G))$ is *connected*, that is, for any two vertices $x, y \in V$, there is a path connecting x and y , that is, a path $\{x_k\}_{k=0}^n$ such that $x_0 = x$ and $x_n = y$. Finally, if $G = (V(G), E(G))$ is connected, the *graph distance* $d_G(x, y)$ between any two distinct vertices x, y is defined as the minimum of the lengths of the paths connecting x and y . Note that this metric is independent of the weights.

For $x \in V(G)$ we define the weight at x as

$$d_x := \sum_{y \sim x} w_{xy} = \sum_{y \in V(G)} w_{xy},$$

and the neighbourhood of x as $N_G(x) := \{y \in V(G) : x \sim y\}$. Note that, by definition of locally finite graph, the sets $N_G(x)$ are finite. When all the weights are 1, d_x coincides with the degree of the vertex x in a graph, that is, the number of edges containing x .

For each $x \in V(G)$ we define the following probability measure

$$m_x^G := \frac{1}{d_x} \sum_{y \sim x} w_{xy} \delta_y.$$

It is not difficult to see that the measure ν_G defined as

$$\nu_G(A) := \sum_{x \in A} d_x, \quad A \subset V(G),$$

is a reversible measure with respect to the random walk m^G . Therefore, we have that $[V(G), \mathcal{B}, m^G, \nu_G]$ is a reversible random walk space being \mathcal{B} is the σ -algebra of all subsets of $V(G)$. Moreover $[V(G), d_G, m^G, \nu_G]$ is a reversible metric random walk space. Observe also that in this case, the connectedness assumed for G is equivalent to the m^G -connectedness of $[V(G), d_G, m^G, \nu_G]$ (this is in contrast with the situation in Example 2.8). ■

Example 2.10. Given a random walk space $[X, \mathcal{B}, m, \nu]$ and $\Omega \in \mathcal{B}$ with $\nu(\Omega) > 0$, let

$$m_x^\Omega(A) := \int_A dm_x(y) + \left(\int_{X \setminus \Omega} dm_x(y) \right) \delta_x(A) \quad \text{for every } A \in \mathcal{B}_\Omega \text{ and } x \in \Omega.$$

Then, m^Ω is a random walk on $(\Omega, \mathcal{B}_\Omega)$ and it is easy to see that $\nu \llcorner \Omega$ is invariant with respect to m^Ω . Therefore, $[\Omega, \mathcal{B}_\Omega, m^\Omega, \nu \llcorner \Omega]$ is a random walk space. Moreover, if ν is reversible with respect to m then $\nu \llcorner \Omega$ is reversible with respect to m^Ω . Of course, if ν is a probability measure we may normalize $\nu \llcorner \Omega$ to obtain the random walk space

$$\left[\Omega, \mathcal{B}_\Omega, m^\Omega, \frac{1}{\nu(\Omega)} \nu \llcorner \Omega \right].$$

Note that, if $[X, d, m, \nu]$ is a metric random walk space and Ω is closed, then we have that $[\Omega, d, m^\Omega, \nu \llcorner \Omega]$ is also a metric random walk space, where we abuse notation and denote by d the restriction of d to Ω .

In particular, in the context of Example 2.8, if Ω is a closed and bounded subset of \mathbb{R}^N , we obtain the metric random walk space $[\Omega, d, m^{J, \Omega}, \mathcal{L}^N \llcorner \Omega]$ where $m^{J, \Omega} := (m^J)^\Omega$; that is,

$$m_x^{J, \Omega}(A) := \int_A J(x - y) dy + \left(\int_{\mathbb{R}^n \setminus \Omega} J(x - z) dz \right) d\delta_x,$$

for every Borel set $A \subset \Omega$ and $x \in \Omega$. ■

Another important example of random walk spaces are weighted hypergraphs (see [31, Example 1.44]).

2.2. Nonlocal operators. Let us introduce the nonlocal counterparts of some classical concepts and operators that will play a role in the paper.

Definition 2.11. Let $[X, \mathcal{B}, m, \nu]$ be a random walk space. Given a function $f : X \rightarrow \mathbb{R}$ we define its *nonlocal gradient* $\nabla f : X \times X \rightarrow \mathbb{R}$ as

$$\nabla f(x, y) := f(y) - f(x) \quad \forall x, y \in X.$$

Moreover, given $\mathbf{z} : X \times X \rightarrow \mathbb{R}$, its *m-divergence* $\text{div}_m \mathbf{z} : X \rightarrow \mathbb{R}$ is defined, when it has sense, as

$$(\text{div}_m \mathbf{z})(x) := \frac{1}{2} \int_X (\mathbf{z}(x, y) - \mathbf{z}(y, x)) dm_x(y).$$

For the nonlocal gradient we have the following *Leibnitz formula*:

$$\nabla(fg)(x, y) = \nabla f(x, y)g(x) + \nabla g(x, y)f(y) = \nabla f(x, y)g(y) + \nabla g(x, y)f(x).$$

We also have

$$\nabla\left(\frac{1}{g}\right)(x, y) = -\frac{\nabla g(x, y)}{g(x)g(y)}.$$

Therefore, we have

$$\begin{aligned} \nabla\left(\frac{f^2}{g}\right)(x, y) &= \frac{\nabla f(x, y)(f(x) + f(y))g(x) - f^2(x)\nabla g(x, y)}{g(x)g(y)} \\ &= \frac{\nabla f(x, y)(f(x) + f(y))g(y) - f^2(y)\nabla g(x, y)}{g(x)g(y)}. \end{aligned}$$

Observe that also

$$\nabla\left(\frac{f^2}{g}\right)(x, y) = \frac{\nabla f(x, y)(f(x) + f(y))\frac{g(x)+g(y)}{2} - \frac{f^2(x)+f^2(y)}{2}\nabla g(x, y)}{g(x)g(y)}. \quad (2.1)$$

We define the (nonlocal) Laplace operator as follows.

Definition 2.12. Let $[X, \mathcal{B}, m, \nu]$ be a random walk space, we define the m -Laplace operator (or m -Laplacian) from $L^1(X, \nu)$ into itself as $\Delta_m := M_m - I$, i.e.,

$$\Delta_m f(x) = \int_X f(y)dm_x(y) - f(x) = \int_X (f(y) - f(x))dm_x(y), \quad x \in X,$$

for $f \in L^1(X, \nu)$.

Note that

$$\Delta_m f(x) = \operatorname{div}_m(\nabla f)(x).$$

From the reversibility of ν respect to m , we have the following *integration by parts formula*

$$\begin{aligned} & - \int_{\Omega_m} \int_{\Omega_m} \Delta f(x, y)dm_x(y)g(x)d\nu(x) \\ &= \frac{1}{2} \int_{\Omega_m} \int_{\Omega_m} \nabla f(x, y)\nabla g(x, y)dm_x(y)d\nu(x), \end{aligned}$$

if $f, g \in L^2(\Omega_m, \nu)$.

In the case of the random walk space associated with a locally finite weighted discrete graph $G = (V, E)$ (as defined in Example 2.9), the m^G -Laplace operator coincides with the graph Laplacian (also called the normalized graph Laplacian) studied by many authors (see, for example, [4], [5], [20], [24],):

$$\Delta_{m^G} u(x) := \frac{1}{d_x} \sum_{y \sim x} w_{xy}(u(y) - u(x)), \quad u \in L^2(V, \nu_G), \quad x \in V.$$

In the case of the random walk space m^J of Example 2.8, we have

$$\Delta_{m^J} u(x) = \int_{\mathbb{R}^N} J(x - y)(u(y) - u(x))dy,$$

that coincides with the nonlocal Laplacian studied in [2].

Theorem 2.13 ([31]). *Let $[X, \mathcal{B}, m, \nu]$ be a random walk space with $\nu(X) < +\infty$ (it can be, in fact, normalized to 1). Then $[X, \mathcal{B}, m, \nu]$ is m -connected iff Δ_m is ergodic, that is,*

$$\Delta_m f = 0 \text{ } \nu\text{-a.e. implies that } f \text{ is constant } \nu\text{-a.e.}$$

2.3. The Lambert W function. The inverse of the real function $\psi(x) = xe^x$, $x \in \mathbb{R}$, is called the *Lambert W function*. Some examples of problems where the Lambert W function appears can be found in https://en.wikipedia.org/wiki/Lambert_W_function. The Lambert W function is a multivalued function because f is not injective over all \mathbb{R} . Nevertheless, ψ is injective on the intervals $[-\infty, -1[$ and $[-1, +\infty[$. The inverse of ψ on the interval $[-1, +\infty[$ is a single-valued function defined on $[-\frac{1}{e}, +\infty[$, denoted by W_0 and called principal branch of the Lambert W function, and the inverse on the interval $[-\infty, -1[$ is also a single-valued function defined on $]-\frac{1}{e}, 0[$, denoted by W_{-1} and called the negative branch of the Lambert W function. This function has a special relation with power towers and logarithm towers (see [17] and [43].)

3. GELFAND-TYPE PROBLEMS IN RANDOM WALK SPACES

3.1. Assumptions on the spaces and previous results. Let $[X, \mathcal{B}, m, \nu]$ be a reversible random walk space. Given $\Omega \in \mathcal{B}$, we define the m -boundary of Ω by

$$\partial_m \Omega := \{x \in X \setminus \Omega : m_x(\Omega) > 0\}$$

and its m -closure as

$$\Omega_m := \Omega \cup \partial_m \Omega.$$

From now on we will assume that Ω is m -connected (which implies that also Ω_m is m -connected) and

$$0 < \nu(\Omega) < \nu(\Omega_m) < \infty.$$

Let us define

$$L_0^2(\Omega_m, \nu) := \{u \in L^2(\Omega_m, \nu) : u = 0 \text{ } \nu\text{-a.e. in } \partial\Omega_m\}.$$

We will assume that Ω satisfies a 2-*Poincaré inequality*, that is, there exists $\lambda > 0$ such that

$$\lambda \int_{\Omega} |u(x)|^2 d\nu(x) \leq \frac{1}{2} \int_{\Omega_m \times \Omega_m} |\nabla u(x, y)|^2 d(\nu \otimes m_x)(x, y)$$

for all $u \in L_0^2(\Omega_m, \nu)$. This is equivalent to say that

$$0 < \lambda_m(\Omega) := \inf_{u \in L_0^2(\Omega_m, \nu) \setminus \{0\}} \frac{\frac{1}{2} \int_{\Omega_m} \int_{\Omega_m} |\nabla u(x, y)|^2 dm_x(y) d\nu(x)}{\int_{\Omega} u(x)^2 d\nu(x)} \quad (3.1)$$

Join to assumption (3.1) we also assume that

$$\text{exists a non-null } \varphi_m \in L^2(\Omega_m, \nu) : \begin{cases} -\Delta_m \varphi_m(x) = \lambda_m(\Omega) \varphi_m(x), & \nu\text{-a.e. } x \in \Omega, \\ \varphi_m(x) = 0, & x \in \partial_m \Omega. \end{cases} \quad (3.2)$$

Observe that consequently the infimum defining $\lambda_m(\Omega)$ in (3.1) is attained at φ_m , that it is unique up to a multiplicative constant and that we can suppose that it is non-negative. We say that $\lambda_m(\Omega)$ is the first eigenvalue of the m -Laplacian with homogeneous Dirichlet boundary conditions with associated eigenfunction φ_m . Note that, from the equation in (3.2), we get

$$\varphi_m(x) = \int_{\Omega} \varphi_m(y) dm_x(y) + \lambda_m(\Omega) \varphi_m(x) > \lambda_m(\Omega) \varphi_m(x), \quad \nu\text{-a.e. } x \in \Omega.$$

Thus,

$$0 < \lambda_m(\Omega) < 1. \quad (3.3)$$

We also have that

$$(1 - \lambda_m(\Omega)) \varphi_m(x) = \int_{\Omega} \varphi_m(y) dm_x(y), \quad x \in \Omega. \quad (3.4)$$

Then, by (3.3), we can write (3.4) as

$$\varphi_m(x) = \frac{1}{1 - \lambda_m(\Omega)} \int_{\Omega} \varphi_m(y) dm_x(y). \quad (3.5)$$

We moreover assume that *there exists an eigenfunction φ_m associated to $\lambda_m(\Omega)$ such that*

$$\alpha_{\Omega} \leq \varphi_m \leq M_{\Omega} \text{ in } \Omega, \text{ for some constants } \alpha_{\Omega}, M_{\Omega} > 0. \quad (3.6)$$

Observe that we are assuming (3.1), (3.2) and (3.6) jointly.

Remark 3.1.

1. Let $[\mathbb{R}^N, d, m^J, \mathcal{L}^N]$ be the metric random walk space given in Example 2.8 with J continuous and compactly supported. For Ω a bounded domain, the assumption (3.6) is true, see [2, Section 2.1.1].

2. For weighted discrete graphs, $\lambda_{m^G,1}(\Omega)$ is an eigenvalue with $0 < \lambda_{m^G,1}(\Omega) \leq 1$ (see [24]). Now, since we are assuming that Ω is m^G -connected, $0 < \lambda_{m^G,1}(\Omega) < 1$. And, by connectedness, using (3.5), we have that (3.6) is also true. ■

Let $\mathbf{g} : \Omega \times \mathbb{R} \rightarrow \mathbb{R}$ a $(\nu \times \mathcal{L}^1)$ -measurable function such that, for ν -almost all $x \in \Omega_m$, the function $t \mapsto \mathbf{g}(x, t)$ is continuous. Consider the problem

$$\begin{cases} -\Delta_m u = \mathbf{g}(x, u(x)), & \text{in } \Omega, \\ u = 0, & \text{on } \partial_m \Omega. \end{cases} \quad (P(\mathbf{g}))$$

Definition 3.2. We say that a function $\underline{u} \in L^2(\Omega_m, \nu)$ is a *subsolution* of if $(P(\mathbf{g}))$ if verifies

$$\begin{cases} -\Delta_m \underline{u}(x) \leq \mathbf{g}(x, \underline{u}(x)) & x \in \Omega, \\ \underline{u} \leq 0 & \text{on } \partial_m \Omega. \end{cases}$$

We say that a function $\bar{u} \in L^2(\Omega_m, \nu)$ is a *supersolution* of if $(P(\mathbf{g}))$ if verifies

$$\begin{cases} -\Delta_m \bar{u}(x) \geq \mathbf{g}(x, \bar{u}(x)) & x \in \Omega, \\ \bar{u} \geq 0 & \text{on } \partial_m \Omega. \end{cases}$$

We say that a function $u \in L_0^2(\Omega_m, \nu)$ is a *solution* of if $(P(\mathbf{g}))$ if verifies

$$\begin{cases} -\Delta_m u(x) = \mathbf{g}(x, u(x)) & x \in \Omega, \\ u = 0 & \text{on } \partial_m \Omega, \end{cases}$$

that is when u is a subsolution and a supersolution.

Consider the *energy functional* $\mathcal{E}_{\mathbf{g}} : L_0^2(\Omega_m, \nu) \rightarrow \mathbb{R}$ associate associated with problem $(P(\mathbf{g}))$, i.e.,

$$\mathcal{E}_{\mathbf{g}}(u) := \frac{1}{4} \int_{\Omega_m \times \Omega_m} |\nabla u(x, y)|^2 d(\nu \otimes m_x)(x, y) - \int_{\Omega} G(x, u(x)) d\nu(x),$$

with

$$G(x, s) := \int_0^s \mathbf{g}(x, t) dt.$$

If $g : \mathbb{R} \rightarrow \mathbb{R}$ is continuous, we also write \mathcal{E}_g and $(P(\mathbf{g}))$ for $\mathcal{E}_{\mathbf{g}}$ and $(P(\mathbf{g}))$ with $\mathbf{g}(x, s) = g(s)$; in this case $G(x, s) = \int_0^s g(t) dt$. If $\varphi \in L^2(\Omega, \nu)$, we also write \mathcal{E}_{φ} and $(P(\varphi))$ for $\mathcal{E}_{\mathbf{g}}$ and $(P(\mathbf{g}))$ with $\mathbf{g}(x, s) = \varphi(x)$; in this case, $G(x, s) = \varphi(x)s$.

The following result is easy to prove.

Lemma 3.3. *Assume that*

$$\exists g_0 \in L^2(\Omega, \nu) \text{ such that } |\mathbf{g}(x, s)| \leq g_0(x) \text{ } \nu\text{-a.e and for all } s \in \mathbb{R}. \quad (3.7)$$

For $u \in L_0^2(\Omega_m, \nu)$ the Fréchet derivative of $\mathcal{E}_{\mathbf{g}}$ at u is given by

$$\langle D\mathcal{E}_{\mathbf{g}}(u), v \rangle = \frac{1}{2} \int_{\Omega_m \times \Omega_m} \nabla u(x, y) \cdot \nabla v(x, y) d(\nu \otimes m_x)(x, y) - \int_{\Omega} \mathbf{g}(x, u(x)) v(x) d\nu(x),$$

$$v \in L_0^2(\Omega_m, \nu).$$

By the integration by parts formula, we have the following result.

Lemma 3.4. *Assume (3.7). We have that $u \in L_0^2(\Omega_m, \nu)$ is a solution of problem $(P(\mathbf{g}))$ if and only if u is a critical point of $\mathcal{E}_{\mathbf{g}}$, that is $D\mathcal{E}_{\mathbf{g}}(u) = 0$.*

Like for the local case, the following Maximum Principle will play an important role.

Lemma 3.5. *Given $u \in L^2(\Omega_m, \nu)$, if u satisfies*

$$\begin{cases} -\Delta_m u \leq 0 & x \in \Omega, \\ u(x) \leq 0 & x \in \partial_m \Omega, \end{cases}$$

then

$$u(x) \leq 0 \quad \nu\text{-a.e.} \quad x \in \Omega_m.$$

Proof. Multiplying by u^+ and integrating in Ω , having in mind that $u^+ = 0$ ν -a.e. in $\partial_m \Omega$, and integrating by parts, we get

$$\begin{aligned} 0 &\geq - \int_{\Omega_m} \int_{\Omega_m} (u(y) - u(x)) u^+(x) dm_x(y) d\nu(x) \\ &= \frac{1}{2} \int_{\Omega_m} \int_{\Omega_m} (u(y) - u(x)) (u^+(y) - u^+(x)) dm_x(y) d\nu(x) \\ &\geq \frac{1}{2} \int_{\Omega_m} \int_{\Omega_m} (u^+(y) - u^+(x))^2 dm_x(y) d\nu(x). \end{aligned}$$

Then, since $u^+ \in L_0^2(\Omega_m, \nu)$, applying Poincaré's inequality, we get $u^+ = 0$ ν -a.e. in Ω , and the proof finishes. \square

Remark 3.6. Note that the Maximum Principle says that if \underline{u} is a subsolution of problem $(P(0))$, then $\underline{u} \leq 0$. Obviously, we also have that if \bar{u} is a supersolution of problem $(P(0))$, then $\bar{u} \geq 0$. \blacksquare

Given $\varphi \in L^2(\Omega, \nu)$, consider the problem $(P(\varphi))$:

$$\begin{cases} -\Delta_m u = \varphi & \text{in } \Omega, \\ u(x) = 0 & \text{on } \partial_m \Omega. \end{cases} \quad (3.8)$$

Existence and uniqueness for Problem (3.8) are given in [42] (see also [31]). Nevertheless, and for the sake of completeness, we give the next result with a different proof.

Theorem 3.7. *Given $\varphi \in L^2(\Omega, \nu)$, there is a unique solution u of Problem (3.8) Moreover, u is the only minimizer of the variational problem*

$$\min_{h \in L_0^2(\Omega_m, \nu) \setminus \{0\}} \mathcal{E}_{\varphi}(h).$$

Proof. First note that \mathcal{E}_φ is convex and lower semicontinuous in $L^2(\Omega, \nu)$, thus weakly lower semicontinuous (see [7, Corollary 3.9]). Set

$$\theta := \inf_{h \in L_0^2(\Omega_m, \nu) \setminus \{0\}} \mathcal{E}_\varphi(h),$$

and let $\{u_n\}$ be a minimizing sequence, hence

$$\theta = \lim_{n \rightarrow \infty} \mathcal{E}_\varphi(u_n).$$

Set

$$K := \sup_{n \in \mathbb{N}} \mathcal{E}_\varphi(u_n) < +\infty.$$

Since Ω_m satisfies a 2-Poincaré type inequality, by Young's inequality, we have

$$\begin{aligned} \lambda_m(\Omega) \int_{\Omega} |u_n(x)|^2 d\nu(x) &\leq \frac{1}{2} \int_{\Omega_m \times \Omega_m} |\nabla u_n(x, y)|^2 d(\nu \otimes m_x)(x, y) \\ &= 2\mathcal{E}_\varphi(u_n) + 2 \int_{\Omega} \varphi(x) u_n(x) d\nu(x) \\ &\leq 2K + \lambda_m(\Omega)^2 \int_{\Omega} |u_n(x)|^2 d\nu(x) + \frac{1}{\lambda_m(\Omega)^2} \int_{\Omega} |\varphi(x)|^2 d\nu(x). \end{aligned} \quad (3.9)$$

Therefore, since $\lambda_m(\Omega) < 1$ (see (3.3)), we obtain that

$$\int_{\Omega} |u_n(x)|^2 d\nu(x) \leq C \quad \forall n \in \mathbb{N}. \quad (3.10)$$

Hence, up to a subsequence, we have

$$u_n \rightharpoonup u \quad \text{in } L_0^2(\Omega_m, \nu).$$

Furthermore, using the weak lower semicontinuity of the functional \mathcal{E}_g , we get

$$\mathcal{E}_\varphi(u) = \inf_{h \in L_0^2(\Omega_m, \nu) \setminus \{0\}} \mathcal{E}_\varphi(h).$$

Then, u is a minimizer of \mathcal{E}_φ and hence a critical point. Therefore, by Lemma 3.4, u is a solution of problem (3.8). Since the functional \mathcal{E}_g is strictly convex, we have that u is its unique critical point, and uniqueness follows. \square

The following result is a nonlocal variant of [19, Lemma 1.1.1].

Theorem 3.8. *Let $g \in C^1(\mathbb{R})$ be and assume that \underline{u} and \bar{u} are L^∞ -bounded subsolution and supersolution, respectively, of Problem $(P(g))$ with $\underline{u} \leq \bar{u}$. Then, if*

$$\mathbf{h}(x, r) := \begin{cases} g(\underline{u}(x)) & \text{if } r < \underline{u}(x), \\ g(r) & \text{if } \underline{u}(x) \leq r \leq \bar{u}(x) \\ g(\bar{u}(x)) & \text{if } r > \bar{u}(x), \end{cases}$$

then there is a solution u of problem $(P(\mathbf{h}))$. Moreover, if g is non-decreasing, we have $\underline{u} \leq u \leq \bar{u}$, and then u is solution of $(P(g))$.

Proof. The proof is similar to that of Theorem 3.7. The main fact is to get (3.9) and (3.10) which follow in this way: Since Ω_m satisfies a 2-Poincaré type inequality, by Young's inequality, given $\epsilon > 0$, we have

$$\begin{aligned} \lambda_m(\Omega) \int_{\Omega} |u_n(x)|^2 d\nu(x) &\leq \frac{1}{2} \int_{\Omega_m \times \Omega_m} |\nabla u_n(x, y)|^2 d(\nu \otimes m_x)(x, y) \\ &\leq 2\mathcal{E}_h(u_n) + 2 \left| \int_{\Omega} H(x, u_n(x)) d\nu(x) \right| \leq 2K + 2\|g\|_{L^\infty[a, b]} \int_{\Omega} |u_n(x)| d\nu(x) \end{aligned}$$

$$\leq 2K + 2\|g\|_{L^\infty[a,b]} \left(\epsilon \int_{\Omega} |u_n(x)|^2 d\nu(x) + \frac{1}{\epsilon} \nu(\Omega)^2 \right).$$

Thus, taking ϵ small enough, we get

$$\int_{\Omega} |u_n(x)|^2 d\nu(x) \leq C \quad \forall n \in \mathbb{N}.$$

Suppose now that g is non-decreasing. Then, if $v := u - \bar{u}$, we have

$$-\Delta_m v = \mathbf{h}(x, u(x)) - g(\bar{u}(x)) \leq 0 \quad \text{for } x \in \Omega$$

and

$$v(x) \leq 0 \quad \text{for } x \in \partial_m \Omega.$$

Then, by the Maximum Principle, we have $v \leq 0$, so $u \leq \bar{u}$. Similarly, one can show that $\underline{u} \leq u$. Hence $\mathbf{h}(x, u(x)) = g(u(x))$ and u is solution of $(P(g))$. \square

3.2. Gelfand-type problems. For $\lambda \geq 0$, we will consider the problem

$$(P(\lambda f)) \quad \begin{cases} -\Delta_m u = \lambda f(u) & \text{in } \Omega, \\ u = 0 & \text{on } \partial_m \Omega, \end{cases}$$

where $f : [0, +\infty) \rightarrow \mathbb{R}$ satisfies

$$\begin{cases} (a) & f \text{ is non-decreasing,} \\ (b) & f(0) > 0, \\ (c) & \exists c_1 > 0 : f(s) \geq c_1 s, \quad \forall s \geq 0. \end{cases} \quad (3.11)$$

A paradigmatic example is $f(s) = e^s$ for which

$$e^s \geq es, \quad \forall s > 0,$$

being e optimal.

Definition 3.9. We say that u_λ is a minimal solution to problem $(P(\lambda f))$ if u_λ is solution and $u_\lambda \leq v$ for any other solution v to $(P(\lambda f))$.

Theorem 3.10. Assume that f satisfies hypotheses (3.11). There exists a positive number (called the extremal parameter) $\lambda^* \leq \frac{\lambda_m(\Omega)}{c_1}$, with c_1 satisfying (3.11)-(c), such that:

- (a) If $\lambda > \lambda^*$, the problem $(P(\lambda f))$ admits no solution.
- (b) If $0 \leq \lambda < \lambda^*$, the problem $(P(\lambda f))$ admits a minimal bounded solution u_λ .
- (c) If $0 \leq \mu < \lambda < \lambda^*$, then $u_\mu < u_\lambda$.

Proof. Observe first that for $\lambda = 0$, $u = 0$ is the unique solution of problem $(P(\lambda f))$. And if $\lambda > 0$ and u is a solution of problem $(P(\lambda f))$ then u is non-null.

Step 1. If problem $(P(\lambda f))$ has a solution u , then, multiplying equation in $(P(\lambda f))$ by φ_m , integrating in Ω , having in mind that $\varphi_m = 0$ ν -a.e. in $\partial_m \Omega$, and integrating by parts, we get (using (3.11)-(b))

$$\frac{1}{2} \int_{\Omega_m} \int_{\Omega_m} (u(y) - u(x))(\varphi_m(y) - \varphi_m(x)) dm_x(y) d\nu(x) = \int_{\Omega} \lambda f(u) \varphi_m d\nu \geq \lambda c_1 \int_{\Omega} u \varphi_m d\nu.$$

Similarly, multiplying by u the equation on (3.2), we get

$$\frac{1}{2} \int_{\Omega_m} \int_{\Omega_m} (u(y) - u(x))(\varphi_m(y) - \varphi_m(x)) dm_x(y) d\nu(x) = \lambda_m(\Omega) \int_{\Omega} u \varphi_m d\nu.$$

Therefore, $0 < \lambda \leq \frac{\lambda_m(\Omega)}{c_1}$.

Step 2. Let us see now that, for $\lambda > 0$ small enough, there exists a solution to problem $(P(\lambda f))$ that is L^∞ -bounded by M_Ω , where M_Ω is defined in (3.6).

Fix $0 < k \leq \min\{\alpha_\Omega \lambda_m(\Omega), \lambda_m(\Omega)/c_1\}$, being α_Ω defined in (3.6). By Theorem 3.7, we know that there exists a positive solution \tilde{u} to problem

$$\begin{cases} -\Delta_m \tilde{u} = k, & \text{in } \Omega, \\ \tilde{u} = 0, & \text{on } \partial_m \Omega. \end{cases}$$

Then,

$$-\Delta_m(\tilde{u} - \varphi_m) = k - \lambda_m(\Omega)\varphi_m < k - \lambda_m(\Omega)\alpha_\Omega \leq 0 \quad \text{in } \Omega,$$

and

$$\tilde{u} - \varphi_m = 0 \quad \text{on } \partial_m \Omega.$$

Hence, applying the Maximum Principle two times, we have

$$0 \leq \tilde{u} \leq \varphi_m \quad \text{in } \Omega_m,$$

and therefore

$$0 \leq \tilde{u} \leq \varphi_m \leq M_\Omega \quad \text{in } \Omega_m. \quad (3.12)$$

Now, we take

$$0 < \lambda < \frac{k}{f(M_\Omega)}.$$

Then, by (3.11)-(a),

$$-\Delta_m \tilde{u} = k > \lambda f(M_\Omega) \geq \lambda f(\tilde{u}).$$

Again, by Theorem 3.7, let u_0 be a solution to problem

$$\begin{cases} -\Delta_m u_0 = \lambda f(0), & \text{in } \Omega, \\ u_0 = 0, & \text{on } \partial_m \Omega. \end{cases}$$

Then, by using (3.11)-(a),

$$-\Delta_m u_0 = \lambda f(0) \leq \lambda f(\tilde{u}) \leq -\Delta_m \tilde{u}.$$

Hence, by the Maximum Principle, we have

$$0 \leq u_0 \leq \tilde{u} \leq M_\Omega$$

Since $f(u_0) \in L^\infty(\Omega_m, \nu)$, by Theorem 3.7, there exists u_1 solution to problem

$$\begin{cases} -\Delta_m u_1 = \lambda f(u_0), & \text{in } \Omega, \\ u_1 = 0, & \text{on } \partial_m \Omega. \end{cases}$$

Moreover,

$$-\Delta_m u_1 = \lambda f(u_0) \leq \lambda f(\tilde{u}) \leq -\Delta_m \tilde{u},$$

Hence, by the Maximum Principle, we have

$$0 \leq u_0 \leq u_1 \leq \tilde{u} \leq M_\Omega.$$

Inductively, for $n \in \mathbb{N}$, we find u_n a solution of the problem

$$\begin{cases} -\Delta_m u_n = \lambda f(u_{n-1}), & \text{in } \Omega, \\ u_n = 0, & \text{on } \partial_m \Omega, \end{cases}$$

and $0 \leq u_n \leq M_\Omega$ for all $n \in \mathbb{N}$. Then, by the Dominate Convergence Theorem, there exists $u_\lambda = \lim_{n \rightarrow \infty} u_n \in L^\infty(\Omega_m, \nu)$ solution to problem $(P(\lambda f))$.

In this way, if we define the set

$$\mathcal{E} := \{\lambda > 0 : \exists u \text{ bounded solution of } (P(\lambda f))\}$$

we have that

$$\mathcal{E} \neq \emptyset.$$

Step 3. \mathcal{E} is an interval.

Fix $\mu \in \mathcal{E} \neq \emptyset$ and let w be a bounded solution to problem $(P(\mu f))$. Then, for each $0 < \lambda < \mu$, consider, as before, solutions to

$$\begin{cases} -\Delta_m u_0 = \lambda f(0), & \text{in } \Omega, \\ u_0 = 0, & \text{on } \partial_m \Omega, \end{cases}$$

and

$$\begin{cases} -\Delta_m u_n = \lambda f(u_{n-1}), & \text{in } \Omega, \\ u_n = 0, & \text{on } \partial_m \Omega, \end{cases}$$

for $n \geq 1$. Now we can argue that

$$0 \leq u_n \leq w \quad \forall n,$$

and get a solution $u_\lambda = \lim_{n \rightarrow \infty} u_n \in L^\infty(\Omega_m, \nu)$ to problem $(P(\lambda f))$ as before.

Once we know that \mathcal{E} is an interval, we define the extremal parameter

$$\lambda^* := \sup\{\lambda : \lambda \in \mathcal{E}\}.$$

By *Step 1*,

$$\lambda^* \leq \frac{\lambda_m(\Omega)}{c_1},$$

and we have that

$$\mathcal{E} \subset [0, \lambda^*].$$

The same arguments give that the solutions u_λ are in fact minimal; and, if $0 \leq \mu < \lambda \leq \lambda^*$ then $u_\mu < u_\lambda$.

Hence we have proved (a), (b), (c). \square

In Example 4.9 we use the method used in the proof of the above theorem to characterize the minimal solutions.

In the above theorem we have seen that under assumptions (3.11) we have λ^* is bounded. Let us see now that if (3.11)-(c) does not holds, then, as in the local case, $\lambda^* = +\infty$.

Proposition 3.11. *Assume that f satisfies hypotheses (a) and (b) of (3.11) and*

$$\text{for any } n \in \mathbb{N} \text{ there exists } s_n \geq 0 \text{ such that } f(s_n) \leq \frac{s_n}{n}. \quad (3.13)$$

Then, $\lambda^ = +\infty$.*

Proof. By Theorem 3.7, there exists a unique solution $\phi \geq 0$ of the problem

$$\begin{cases} -\Delta_m u = 1 & \text{in } \Omega, \\ u(x) = 0 & \text{on } \partial_m \Omega. \end{cases}$$

Moreover, $\phi \in L^\infty(\Omega, \nu)$, see (3.12). Set $M := \|\phi\|_{L^\infty(\Omega, \nu)} < \infty$.

Fix $\lambda > 0$. By assumption (3.13), there exists $s_n > 0$ such that

$$\frac{f(s_n)}{s_n} \leq \frac{1}{\lambda M}.$$

Obviously, $\underline{u} = 0$ is a subsolution of problem $(P(\lambda f))$. We define the function

$$\bar{u}(x) := \begin{cases} \frac{s_n \phi}{M} & \text{if } x \in \Omega \\ 0 & \text{if } x \in \partial_m \Omega. \end{cases}$$

For $x \in \Omega$, we have

$$-\Delta_m \bar{u}(x) = -\frac{s_n}{M} \Delta_m \phi = \frac{s_n}{M} \geq \lambda f(s_n) \geq \lambda f(\bar{u}(x)).$$

Hence, \bar{u} is a supersolution of problem $(P(\lambda f))$. Then, since λf is non-decreasing, by Theorem 3.8, we have that there exists a solution w_λ of problem $(P(\lambda f))$. Thus, since this holds for all $\lambda > 0$, we have $\lambda^* = +\infty$. \square

Remark 3.12. 1. Under the assumption (3.11),

$$\lambda < \lambda_m(\Omega) \frac{1}{c_1}.$$

Assume that moreover f is continuous and

$$\lim_{s \rightarrow +\infty} \frac{f(s)}{s} = +\infty.$$

Then, for

$$g(s) := \frac{s}{f(s)}, \quad s \geq 0,$$

we have that g is continuous, $0 = g(0) \leq g(s) \leq \frac{1}{c_1}$ and $\lim_{s \rightarrow +\infty} g(s) = 0$; then, there exists $s_0 > 0$ such that

$$g(s_0) = \max_{s \geq 0} g(s)$$

so

$$\lambda^* \leq \lambda_m(\Omega) \frac{s_0}{f(s_0)} < \frac{s_0}{f(s_0)}. \quad (3.14)$$

We will see that in some cases $\lambda^* = \lambda_m(\Omega) \frac{s_0}{f(s_0)}$.

2. In [32, Theorem 3.10] it is shown that, for general random walks,

$$\lambda_m(\Omega) = 1 - \lim_n \sqrt[n]{\frac{g_{m,\Omega}(2n)}{g_{m,\Omega}(n)}}$$

where

$$g_{m,\Omega}(0) = \nu(\Omega)$$

and

$$\begin{aligned} g_{m,\Omega}(1) &= \int_{\Omega} \int_{\Omega} dm_x(y) d\nu(x) = L_m(\Omega, \Omega), \\ g_{m,\Omega}(2) &= \int_{\Omega} \int_{\Omega} \int_{\Omega} dm_y(z) dm_x(y) d\nu(x), \\ &\vdots \\ g_{m,\Omega}(n) &= \int_{\underbrace{\Omega \times \dots \times \Omega}_n \times \Omega} dm_{x_n}(x_{n+1}) \dots dm_{x_1}(x_2) d\nu(x_1) \end{aligned}$$

(see a probabilistic interpretation of these terms in such reference). In the case of weighted graphs, in [32, Appendix A], an iterative method is given to approximate $g_m(n)$. See [24] for an estimation from below of $\lambda_m(\Omega)$ via inradius.

3. Assume that $f \in \mathcal{C}^1([0, \infty[)$ is a strictly convex function satisfying (1.2). Observe that, in particular, (3.11) is satisfied. Now, g , as defined in the previous point 1., belongs to $\mathcal{C}^1([0, \infty[)$, and for s_0 given in the previous point,

$$g'(s_0) = \frac{f(s_0) - s_0 f'(s_0)}{f^2(s_0)} = 0,$$

which implies that

$$f(s_0) - s_0 f'(s_0) = 0.$$

Now, consider the function

$$h(s) = f(s) - s f'(s), \quad s \geq 0.$$

Observe that $h(0) = f(0) > 0$, $h(s_0) = 0$ and that

$$h'(s) = -s f''(s) \leq 0,$$

since f is strictly convex, h is decreasing and $h(s) > 0$ if $s < s_0$ and $h(s) < 0$ if $s > s_0$. As a consequence, since $g'(s) = \frac{h(s)}{f^2(s)}$, it follows that g is increasing in $[0, s_0]$ and decreasing in $[s_0, \infty[$. Therefore, the inverse of the function g has two branches: the function g_1^{-1} that is an increasing continuous function in $\left[0, \frac{s_0}{f(s_0)}\right]$ with

$$g_1^{-1}(0) = 0,$$

and the function g_2^{-1} , that is a decreasing continuous function in $\left]0, \frac{s_0}{f(s_0)}\right]$ with

$$\lim_{s \rightarrow 0^+} g_2^{-1}(s) = +\infty.$$

And

$$g_1^{-1}\left(\frac{s_0}{f(s_0)}\right) = g_2^{-1}\left(\frac{s_0}{f(s_0)}\right).$$

Then, for every $0 < \lambda < \lambda^*$, if u is a solution to $(P(\lambda f))$, since $\lambda < g(u)$, we have

$$g_1^{-1}(\lambda) \leq u \leq g_2^{-1}(\lambda) \quad \text{for all } \lambda \in [0, \lambda^*].$$

In particular

$$0 \leq u_\lambda \leq g_2^{-1}(\lambda^*) \quad \text{for all } \lambda \in [0, \lambda^*]. \quad (3.15)$$

■

Theorem 3.13. *Assume that $f \in \mathcal{C}^1([0, \infty[)$ is strictly convex and satisfies (1.2). Then, there exists $u^* := u_{\lambda^*}$ a bounded minimal solution to $(P(\lambda^* f))$. It is called the extremal solution.*

Proof. Having in mind (3.15), u^* is obtained by taking limits to u_λ as $\lambda \nearrow \lambda^*$. It is easy to see that it is minimal. \square

That the function f must be strictly convex is a necessary condition. Note Example 4.14 where the function is only convex and there is no solution for $\lambda = \lambda^*$.

Corollary 3.14. *Assume that $f \in \mathcal{C}^1([0, \infty[)$ is a strictly convex function satisfying (1.2). Then, we can encapsulate any solution u to problem $(P(\lambda f))$, independently of the random walk space involved, in the following way:*

$$g_1^{-1}(\lambda) \leq u \leq g_2^{-1}(\lambda) \quad \text{for all } \lambda \in [0, \lambda^*]. \quad (3.16)$$

In particular,

$$u_\lambda \leq g_2^{-1}(\lambda^*) \quad \text{for all } \lambda \in [0, \lambda^*].$$

Remark 3.15. Let us point out that the above result shows a notable difference with the local case. In the local case, for example, the bifurcation diagrams for $f(s) = e^s$ can not be encapsulated in such a similar way for dimensions $n \geq 3$ (see for instance [19]).

Moreover, for the nonlocal fractional s -Laplacian $(-\Delta)^s$ in \mathbb{R}^N , $0 < s < 1$, the extremal solution u^* is bounded if $N < 10s$ (see [37]). Now, as consequence of Corollary 3.14, for the nonlocal Laplacian $\Delta_{m,J}$ the extremal solution is bounded independently of the dimension N and the kernel J . \blacksquare

Remark 3.16. Assume that $f \in \mathcal{C}^1([0, \infty[)$ is a strictly convex function satisfying (1.2). Then,

$$\begin{aligned} -\Delta_m u_\lambda &= \lambda f(u_\lambda) \leq \lambda f(g_2^{-1}(\lambda^*)) \leq \lambda \frac{f(g_2^{-1}(\lambda^*))}{\lambda_m(\Omega)\alpha_\Omega} \lambda_m(\Omega) \varphi_m \\ &= -\Delta_m \left(\lambda \frac{f(g_2^{-1}(\lambda^*))}{\lambda_m(\Omega)\alpha_\Omega} \varphi_m \right). \end{aligned}$$

Therefore, by the maximum principle,

$$0 \leq u_\lambda \leq \lambda \frac{f(g_2^{-1}(\lambda^*))}{\lambda_m(\Omega)\alpha_\Omega} \varphi_m.$$

■

3.3. Stability. Assume that $g \in C^1(\mathbb{R})$ and consider the energy functional introduced previously:

$$\mathcal{E}_g(u) = \frac{1}{4} \int_{\Omega_m \times \Omega_m} |\nabla u(x, y)|^2 d(\nu \otimes m_x)(x, y) - \int_{\Omega} G(u(x)) d\nu(x),$$

where $G' = g$. It is easy to see that, for $u \in L^\infty(\Omega_m, \nu) \cap L_0^2(\Omega_m, \nu)$,

$$\langle D\mathcal{E}_g(u), v \rangle = \frac{1}{2} \int_{\Omega_m \times \Omega_m} \nabla u(x, y) \cdot \nabla v(x, y) d(\nu \otimes m_x)(x, y) - \int_{\Omega} g(u(x))v(x) d\nu(x),$$

for $v \in L^\infty(\Omega_m, \nu) \cap L_0^2(\Omega_m, \nu)$. That is, if

$$E_u(t, v) := \mathcal{E}_g(u + tv),$$

we have that

$$E'_u(0, v) = \frac{1}{2} \int_{\Omega_m \times \Omega_m} \nabla u(x, y) \cdot \nabla v(x, y) d(\nu \otimes m_x)(x, y) - \int_{\Omega} g(u(x))v(x) d\nu(x).$$

Similarly to Lemma 3.4, we have the following result for L^∞ -bounded solutions of problem $(P(g))$.

Proposition 3.17. *Assume $g \in C^1(\mathbb{R})$. If u is a bounded solution of problem $(P(g))$ then $E'_u(0, v) = 0$ for all direction $v \in L^\infty(\Omega_m, \nu) \cap L_0^2(\Omega_m, \nu)$.*

The following concept of stability is the same than the given for the local problem. See Dupaigne [19] for a large study of stability for local problems, we use the same notation than in such reference in this context.

Definition 3.18. We say that a solution u of problem $(P(g))$ is *stable* if $E''_u(0, v) \geq 0$ for all direction $v \in L^\infty(\Omega_m, \nu) \cap L_0^2(\Omega_m, \nu)$.

Let $g \in C^1(\mathbb{R})$, and suppose that u is a bounded solution of problem $(P(g))$. We have that $E'_u(0, v) = 0$ for all direction $v \in L^\infty(\Omega_m, \nu) \cap L_0^2(\Omega_m, \nu)$, and then

$$\begin{aligned} \frac{E'_u(t, v) - E'_u(0, v)}{t} &= \frac{\langle D\mathcal{E}_g(u + tv), v \rangle}{t} \\ &= \frac{1}{t} \int_{\Omega_m \times \Omega_m} \nabla u(x, y) \cdot \nabla v(x, y) d(\nu \otimes m_x)(x, y) + \frac{1}{2} \int_{\Omega_m \times \Omega_m} |\nabla v(x, y)|^2 d(\nu \otimes m_x)(x, y) \\ &\quad - \int_{\Omega} \frac{1}{t} (g((u + tv)(x)) - g(u))v(x) d\nu(x). \end{aligned}$$

Applying the Dominate Convergence Theorem, we get

$$E''_u(0, v) = \frac{1}{2} \int_{\Omega_m \times \Omega_m} |\nabla v(x, y)|^2 d(\nu \otimes m_x)(x, y) - \int_{\Omega} g'(u(x))v^2(x) d\nu(x).$$

We define

$$Q_u(v) := \frac{1}{2} \int_{\Omega_m \times \Omega_m} |\nabla v(x, y)|^2 d(\nu \otimes m_x)(x, y) - \int_{\Omega} g'(u(x))v^2(x) d\nu(x).$$

Then, we have the following result.

Proposition 3.19. *Let $g \in C^1(\mathbb{R})$. Let u be a bounded solution of problem $(P(g))$. Then, u is stable if and only if $Q_u(v) \geq 0$ for all $v \in L^\infty(\Omega_m, \nu) \cap L_0^2(\Omega_m, \nu)$.*

Remark 3.20. In the above Proposition we can test only non-negative functions. Indeed, for $v \in L^\infty(\Omega_m, \nu) \cap L_0^2(\Omega_m, \nu)$, $Q_u(v) \geq Q_u(v^+) + Q_u(v^-)$. ■

Remark 3.21. Assume that $f \in \mathcal{C}^1([0, \infty[)$ is a convex function satisfying (1.2). If u is a solution to $(P(\lambda f))$, $0 \leq \lambda \leq \lambda^*$, with $u \leq s_0$, then it is stable. In fact, let $v \in L^\infty(\Omega_m, \nu) \cap L_0^2(\Omega_m, \nu)$, then, by the 2-Poincaré type inequality (3.1),

$$\frac{1}{2} \int_{\Omega_m \times \Omega_m} |\nabla v(x, y)|^2 d(\nu \otimes m_x)(x, y) \geq \lambda_m(\Omega) \int v^2 d\nu.$$

Now since $\lambda^* \leq \lambda_m(\Omega) \frac{s_0}{f(s_0)}$ and $f'(s_0) = \frac{f(s_0)}{s_0}$, we get

$$\frac{1}{2} \int_{\Omega_m \times \Omega_m} |\nabla v(x, y)|^2 d(\nu \otimes m_x)(x, y) \geq \lambda_m(\Omega) \int v^2 d\nu \geq \lambda f'(s_0) \int v^2 d\nu,$$

and since $u \leq s_0$,

$$\frac{1}{2} \int_{\Omega_m \times \Omega_m} |\nabla v(x, y)|^2 d(\nu \otimes m_x)(x, y) \geq \lambda f'(s_0) \int v^2 d\nu \geq \lambda \int f'(u) v^2 d\nu.$$

We will now improve this result. ■

Theorem 3.22. Assume that $f \in \mathcal{C}^1([0, \infty[)$ satisfies hypotheses (3.11). For every $0 \leq \lambda < \lambda^*$, the minimal solution u_λ of problem $(P(\lambda f))$ is stable. Furthermore, if u^* exists then it is also stable.

Therefore, by Theorem 3.13 we have the following consequence,

Corollary 3.23. Assume that $f \in \mathcal{C}^1([0, \infty[)$ is strictly convex and satisfies (1.2). Then, the bounded minimal solution u_λ to $(P(\lambda f))$ is stable for every $0 \leq \lambda \leq \lambda^*$.

Proof. Suppose first that $0 \leq \lambda < \lambda^*$. In Step 2. of the proof of Theorem 3.10, we construct a sequence $\{u_n\}_n$, with

$$u_n(x) < u_{n+1}(x) \quad \text{a.e.,}$$

solutions of

$$\begin{cases} -\Delta_m u_n = \lambda f(u_{n-1}), & \text{in } \Omega, \\ u_n = 0, & \text{on } \partial_m \Omega, \end{cases}$$

for $n \geq 1$, where

$$\begin{cases} -\Delta_m u_0 = \lambda f(0), & \text{in } \Omega, \\ u_0 = 0, & \text{on } \partial_m \Omega, \end{cases}$$

being their limit as $n \rightarrow +\infty$ the minimal solution $u := u_\lambda$ of $(P(\lambda f))$. Observe that $u_n(x) < u(x)$ for $x \in \Omega$. Then, for $v \in L_0^2(\Omega_m, \nu)$, we have that, for $\delta > 0$

$$\frac{v^2}{u - u_n + \delta} \in L_0^2(\Omega_m, \nu)$$

and

$$\begin{aligned} & \frac{1}{2} \int_{\Omega_m} \int_{\Omega_m} \nabla (u - u_n + \delta)(x, y) \nabla \left(\frac{v^2}{u - u_n + \delta}(x, y) \right) dm_x(y) d\nu(x) \\ &= \lambda \int_{\Omega} \frac{f(u) - f(u_{n-1})}{u - u_n + \delta} v^2 d\nu. \end{aligned} \tag{3.17}$$

Let us call $w_n = u_n - u + \delta$, then, applying (2.1), the left hand side of (3.17) can be written as

$$\begin{aligned} & \frac{1}{2} \int_{\Omega_m} \int_{\Omega_m} \nabla w_n(x, y) \nabla \left(\frac{v^2}{w_n}(x, y) \right) dm_x(y) d\nu(x) = \frac{1}{4} \int_{\Omega_m} \int_{\Omega_m} \nabla w_n(x, y) \times \\ & \times \frac{(v(y) + v(x)) \nabla v(x, y) (w_n(y) + w_n(x)) - (v(y)^2 + v(x)^2) \nabla w_n(x, y)}{w_n(y) w_n(x)} dm_x(y) d\nu(x). \end{aligned} \quad (3.18)$$

Now, for non-negative numbers $a, b, c, d \in \mathbb{R}$, a simple calculation gives

$$(a - b) \frac{(c + d)(c - d)(a + b) - (c^2 + d^2)(a - b)}{ab} \leq 2(c - d)^2.$$

Hence, taking $a = w_n(y)$, $b = w_n(x)$, $c = v(y)$ and $d = v(x)$ in the last expression of (3.18), we obtain that

$$\begin{aligned} & \nabla w_n(x, y) \frac{(v(y) + v(x)) \nabla v(x, y) (w_n(y) + w_n(x)) - (v(y)^2 + v(x)^2) \nabla w_n(x, y)}{w_n(y) w_n(x)} \\ & \leq 2 |\nabla v(x, y)|^2. \end{aligned}$$

Therefore, from such inequality and (3.18),

$$\frac{1}{2} \int_{\Omega_m} \int_{\Omega_m} \nabla w_n(x, y) \nabla \left(\frac{v^2}{w_n}(x, y) \right) dm_x(y) d\nu(x) \leq \frac{1}{2} \int_{\Omega_m} \int_{\Omega_m} |\nabla v(x, y)|^2 dm_x(y) d\nu(x),$$

and consequently, from (3.17), and using that $f(u_n) \geq f(u_{n-1})$,

$$\begin{aligned} & \frac{1}{2} \int_{\Omega_m} \int_{\Omega_m} |\nabla v(x, y)|^2 dm_x(y) d\nu(x) \geq \lambda \int_{\Omega} \frac{f(u) - f(u_{n-1})}{u - u_n + \delta} v^2 d\nu \\ & \geq \lambda \int_{\Omega} \frac{f(u) - f(u_n)}{u - u_n + \delta} v^2 d\nu. \end{aligned}$$

Hence, applying Fatou's lemma twice, first taking limits as $\delta \rightarrow 0^+$ and afterwards as $n \rightarrow +\infty$,

$$\frac{1}{2} \int_{\Omega_m} \int_{\Omega_m} |\nabla v(x, y)|^2 dm_x(y) d\nu(x) \geq \lambda \int_{\Omega} f'(u) v^2 d\nu,$$

and by Proposition 3.19 we have that u_λ is stable.

Finally, if we assume the existence of u^* , by Proposition 3.19 we have $Q_{u_\lambda}(v) \geq 0$ for all $v \in L^\infty(\Omega_m, \nu) \cap L_0^2(\Omega_m, \nu)$ and for $0 \leq \lambda < \lambda^*$. Then, by the Dominate Convergence Theorem, we have $Q_{u^*}(v) \geq 0$ for all $v \in L^\infty(\Omega_m, \nu) \cap L_0^2(\Omega_m, \nu)$, and consequently u^* is stable \square

The proof of the following result is similar to that for [19, Proposition 1.3.1], we give it for the sake of completeness.

Proposition 3.24. *Let $f \in C^1(\mathbb{R})$ be strictly convex. Then, there is a unique stable solution of problem $(P(\lambda f))$. Consequently, if $f \in C^1([0, +\infty))$ is strictly convex and satisfies (3.11), for each $0 \leq \lambda \leq \lambda^*$, the minimal solution u_λ is the unique stable solution of problem $(P(\lambda f))$.*

Proof. Suppose there exist two stable solution u_1, u_2 of problem $(P(\lambda f))$. Then, $w := u_2 - u_1$ is solution of

$$-\Delta_m w = \lambda(f(u_2) - f(u_1)) \quad \text{in } \Omega.$$

Multiplying the above equality by w^+ and integrating by parts, we obtain

$$\frac{1}{2} \int_{\Omega} |\nabla w^+|^2 d\nu \leq \lambda \int_{\Omega} (f(u_2) - f(u_1)) w^+ d\nu.$$

On the other hand, since u_2 is stable, we have

$$\frac{1}{2} \int_{\Omega} |\nabla w^+|^2 d\nu \geq \lambda \int_{\Omega} f'(u_2)(w^+)^2 d\nu.$$

Hence

$$\int_{\Omega} (f(u_2) - f(u_1) - f'(u_2)w^+) w^+ d\nu \geq 0.$$

Then,

$$\int_{\{u_2 > u_1\}} (f(u_2) - f(u_1) - f'(u_2)(u_2 - u_1)) (u_2 - u_1) d\nu \geq 0.$$

Then,

$$\int_{\{u_2 > u_1\}} (f(u_2) - f(u_1) - f'(u_2)(u_2 - u_1)) (u_2 - u_1) d\nu \geq 0. \quad (3.19)$$

Now, since f is strictly convex, we have $f(u_2) - f(u_1) - f'(u_2)(u_2 - u_1) > 0$ if $u_2 > u_1$. Hence (3.19) implies that $\{u_2 > u_1\}$ is ν -null, so $u_2 \leq u_1$. The reverse inequality is obtained by exchanging the role of u_1 and u_2 . \square

Following the example in [19, Proposition 1.3.3], we see that the convexity assumption cannot be dropped in Proposition 3.24.

Example 3.25. Consider the Allen-Cahn nonlinearity $f(s) = s - s^3$ and consider the problem

$$\begin{cases} -\Delta_m u = \lambda(u - u^3), & \text{in } \Omega, \\ u = 0, & \text{on } \partial_m \Omega. \end{cases} \quad (3.20)$$

Obviously, $\underline{u} = 0$ is a solution of (3.20). Now,

$$Q_u(v) = \frac{1}{2} \int_{\Omega_m \times \Omega_m} |\nabla v(x, y)|^2 d(\nu \otimes m_x)(x, y) - \lambda \int_{\Omega} (1 - 3u(x)^2) v^2(x) d\nu(x).$$

Thus,

$$Q_{\underline{u}}(v) = \frac{1}{2} \int_{\Omega_m \times \Omega_m} |\nabla v(x, y)|^2 d(\nu \otimes m_x)(x, y) - \lambda \int_{\Omega} v^2(x) d\nu(x) \geq 0$$

if and only if

$$0 \leq \lambda \leq \lambda_m(\Omega),$$

and then \underline{u} is a stable solution of problem (3.20) for $0 \leq \lambda \leq \lambda_m(\Omega)$. Moreover, the same proof given for [19, Proposition 1.3.3] shows that the energy functional

$$\mathcal{E}_{\lambda f}(w) := \frac{1}{4} \int_{\Omega_m \times \Omega_m} |\nabla w(x, y)|^2 d(\nu \otimes m_x)(x, y) + \frac{\lambda}{4} \int_{\Omega} (w^2 - 1)^2 d\nu(x)$$

is strictly convex, for $0 \leq \lambda \leq \lambda_m(\Omega)$, hence we have that $\underline{u} = 0$ is the unique stable solution of problem (3.20).

Suppose u is a solution of problem (3.20) for $\lambda > \lambda_m(\Omega)$. Now,

$$\begin{aligned} Q_u(v) &= \frac{1}{2} \int_{\Omega_m \times \Omega_m} |\nabla v(x, y)|^2 d(\nu \otimes m_x)(x, y) - \lambda \int_{\Omega} (1 - 3u(x)^2) v^2(x) d\nu(x) \\ &= \frac{1}{2} \int_{\Omega_m \times \Omega_m} |\nabla v(x, y)|^2 d(\nu \otimes m_x)(x, y) - \lambda \int_{\Omega} v^2(x) d\nu(x) + 3\lambda \int_{\Omega} u(x)^2 v^2(x) d\nu(x) \geq 0, \end{aligned}$$

by the 2-Poincaré inequality. Thus, u is stable $\forall \lambda > \lambda_m(\Omega)$. And, therefore $u \neq \underline{u}$, i.e.,

$$u \neq 0.$$

Then, since $-u$ is also a solution, it will be stable and we have that there will exist at least two nontrivial stable solutions.

Let us show that there exists examples for which there is a solution of problem (3.20) for some $\lambda > \lambda_m(\Omega)$.

We define the function

$$\bar{u}(x) := \begin{cases} 1 & \text{if } x \in \Omega \\ 0 & \text{if } x \in \partial_m \Omega. \end{cases}$$

For $x \in \Omega$, we have

$$-\Delta_m \bar{u}(x) = 1 - \int_{\Omega} \bar{u}(y) dm_x(y) = 1 - m_x(\Omega) \geq 0 = \lambda (\bar{u}(x) - \bar{u}(x)^3).$$

Hence, \bar{u} is a supersolution of problem (3.20).

By Theorem 3.8, if

$$\mathbf{h}_{\lambda}(x, r) := \begin{cases} \lambda f(\underline{u}(x)) & \text{if } r < \underline{u}(x), \\ \lambda f(r) & \text{if } \underline{u}(x) \leq r \leq \bar{u}(x) \\ \lambda f(\bar{u}(x)) & \text{if } r > \bar{u}(x), \end{cases}$$

there is a solution w_{λ} of problem $(P(\mathbf{h}_{\lambda}))$. In this case, for $x \in \Omega$, we have

$$\mathbf{h}_{\lambda}(x, r) := \begin{cases} 0 & \text{if } r < 0, \\ \lambda(r - r^3) & \text{if } 0 \leq r \leq 1 \\ 0 & \text{if } r > 1. \end{cases}$$

Now,

$$\begin{cases} -\Delta_m w_{\lambda}(x) = \mathbf{h}_{\lambda}(x, w_{\lambda}(x)) \geq 0 & \text{if } x \in \Omega, \\ w_{\lambda} = 0, & \text{on } \partial_m \Omega, \end{cases}$$

Then, by the Maximum Principle,

$$w_{\lambda} \geq 0.$$

On the other hand, if $v := \bar{u} - w_{\lambda}$, for $x \in \Omega$, we have

$$-\Delta_m v(x) = 1 - m_x(\Omega) + \Delta_m w_{\lambda}(x) = 1 - m_x(\Omega) - \mathbf{h}_{\lambda}(x, w_{\lambda}(x)).$$

Hence

$$-\Delta_m v(x) \geq 0 \iff \mathbf{h}_{\lambda}(x, w_{\lambda}(x)) \leq 1 - m_x(\Omega).$$

Then, since

$$\mathbf{h}_{\lambda}(x, w_{\lambda}(x)) \leq \frac{2}{3\sqrt{3}}\lambda,$$

we have that

$$-\Delta_m v(x) \geq 0 \quad \text{if } m_x(\Omega) \leq 1 - \frac{2\lambda}{3\sqrt{3}} \quad \forall x \in \Omega. \quad (3.21)$$

Then, under the condition (3.21), applying the Maximum Principle, we get $w_{\lambda} \leq \bar{u}$. Consequently, under the condition (3.21), we have $\underline{u} \leq w_{\lambda} \leq \bar{u}$, and therefore w_{λ} is a solution of problem (3.20).

Finally, let see examples of random walk spaces that satisfies the condition (3.21) for some $\lambda > \lambda_m(\Omega)$. Let $G = (V, E)$ be the graph $V = \{1, 2, 3, 4\}$, with weights

$$w_{1,2} = w_{3,4} = b > 0, \quad w_{2,3} = a > 0,$$

and $w_{i,j} = 0$ otherwise (see Figure 5), and let $\Omega := \{2, 3\}$. We have, $\lambda_m(\Omega) = \frac{b}{a+b}$ and $m_2(\Omega) = m_2(\Omega) = \frac{a}{a+b}$. Then, for $\lambda > \frac{b}{a+b}$, we need to find a, b satisfying

$$\frac{a}{a+b} \leq 1 - \frac{2\lambda}{3\sqrt{3}},$$

which is equivalent to

$$\lambda \leq \frac{3\sqrt{3}}{2} \frac{b}{a+b}.$$

Then we need

$$\frac{b}{a+b} < \lambda \leq \frac{3\sqrt{3}}{2} \frac{b}{a+b},$$

and this is true for any $a, b > 0$, and many $\lambda > \lambda_m(\Omega) = \frac{b}{a+b}$. \blacksquare

Remark 3.26. Let $g \in C^1(\mathbb{R})$. Observe that u is a bounded stable solution of problem $(P(g))$ if and only if

$$\mu_1(u) := \inf_{v \in L_0^2(\Omega_m, \nu), \|v\|_2=1} \left(\frac{1}{2} \int_{\Omega_m \times \Omega_m} |\nabla v(x, y)|^2 d(\nu \otimes m_x)(x, y) - \int_{\Omega} g'(u) v^2 d\nu \right) \geq 0.$$

Moreover, by Remark 3.20, we can take this infimum for $v \geq 0$.

Let u be a bounded solution of problem $(P(g))$ and L_u the linearized operator around u defined as

$$L_u(v) := -\Delta_m v - g'(u)v, \quad v \in L_0^2(\Omega_m, \nu),$$

and consider the eigenvalue problem

$$\begin{cases} L_u v(x) = \mu v(x), & \nu\text{-a.e. } x \in \Omega, \\ v(x) = 0, & x \in \partial_m \Omega. \end{cases} \quad (3.22)$$

If there exists $\varphi \in L_0^2(\Omega_m, \nu)$, $\varphi \neq 0$, solution of (3.22), we say that φ is an eigenfunction and μ an eigenvalue of problem (3.22). We will denote by $\lambda_1(-\Delta_m - g'(u))$ and by φ_1 the smallest eigenvalue and eigenfunction of problem (3.22).

In the case that $\lambda_1(-\Delta_m - g'(u))$ exists, then $\lambda_1(-\Delta_m - g'(u)) = \mu_1(u)$, and we have

$$u \text{ is stable} \iff \lambda_1(-\Delta_m - g'(u)) \geq 0. \quad (3.23)$$

We have that $\lambda_1(-\Delta_m - g'(u))$ exists for finite weighted graphs, but, in general we do not know if it exists.

Let us see that, under certain assumptions, $\lambda_1(-\Delta_m - g'(u))$ exists. Since L_u is a self-adjoint operator, by [7, Proposition 6.9], we have

$$m := \inf_{v \in L_0^2(\Omega_m, \nu), \|v\|_2=1} \int_{\Omega_m} L_u(v) v d\nu \in \sigma(L_u),$$

and by integration by parts, we have $m = \mu_1(u)$, thus

$$\mu_1(u) \in \sigma(L_u).$$

Now, we have $L_u(v) = Kv - v - g'(u)v$, with

$$Kv(x) := \int_{\Omega_m} v(y) dm_x(y).$$

So, assuming that

1. $g'(u) \geq c > 0$ (or $g'(u) \leq c < 0$), which implies that the operator $v \mapsto g'(u)v$ is invertible,
2. K is a compact operator in $L_0^2(\Omega_m, \nu)$,
3. and $\mu_1(u) \neq 0$,

then, by Fredholm's alternative, we have $\mu_1(u) \in \sigma_p(L_u)$, and consequently

$$\exists \lambda_1(-\Delta_m - g'(u)) = \mu_1(u).$$

Remark that the above assumption 2. holds true for finite weighted graphs and for the random walk space m^J given in Example 2.8. \blacksquare

As in the local case (see for instance [14]) we have the following result. The proof is similar, we include it for the sake of completeness.

Proposition 3.27. *Assume that $f \in C^1([0, \infty[)$ is a convex or concave function satisfying (3.11). Let $0 < \lambda < \lambda^*$. If u is a stable bounded solution of problem $(P(\lambda f))$ and $\lambda_1(-\Delta_m - \lambda f'(u))$ exists, then*

$$\lambda_1(-\Delta_m - \lambda f'(u)) > 0.$$

Proof. Assume by contradiction that there exists $0 < \lambda < \lambda^*$ and u a bounded stable solution of problem $(P(\lambda f))$ such that

$$\lambda_1(-\Delta_m - \lambda f'(u)) = 0,$$

(by (3.23), we have $\lambda_1(-\Delta_m - \lambda f'(u)) \geq 0$). Then, there exists $\varphi_1 \neq 0$, such that

$$-\Delta_m \varphi_1 = \lambda f'(u) \varphi_1. \quad (3.24)$$

We have

$$Q_u(\varphi_1) = \inf_{v \in L_0^2(\Omega_m, \nu), \|v\|_2=1} Q_u(v).$$

And, since $(a - b)^2 \geq (|a| - |b|)^2$, we can assume that $\varphi_1 \geq 0$.

On the other hand, we have

$$-\Delta_m u = \lambda f(u). \quad (3.25)$$

Multiplying (3.24) by u , (3.25) by φ_1 , integrating by parts, and subtracting the obtained equations, we get

$$\int_{\Omega} (\lambda f(u) - \lambda u f'(u)) \varphi_1 \, d\nu = 0. \quad (3.26)$$

Similarly, if $\mu \in (0, \lambda^*)$, and w is a bounded solution of problem $(P(\mu f))$, we get

$$\int_{\Omega} (\mu f(w) - \lambda w f'(u)) \varphi_1 \, d\nu = 0. \quad (3.27)$$

Subtracting (3.26) from (3.27), we deduce that

$$\lambda \int_{\Omega} (f(u) - f(w) + (w - u) f'(u)) \varphi_1 \, d\nu = (\mu - \lambda) \int_{\Omega} f(w) \varphi_1 \, d\nu. \quad (3.28)$$

If f is convex, we have that $f(u) + f'(u)(w - u) \leq f(w)$, hence the left-hand side of (3.28) is non-positive and we get a contradiction with the sign of the right-hand side by choosing $\mu > \lambda$. In an analogous way, if f is concave, a contradiction is reached by taking $\mu < \lambda$. \square

Next, we prove that the branch of minimal solutions of $(P(\lambda f))$ is a continuum. To prove that we need the following result.

Lemma 3.28. *Let $f \in C^1([0, \infty[)$ and $0 < \lambda < \lambda^*$. Assume that there exists $\lambda_1(-\Delta_m - \lambda f'(u_\lambda)) > 0$. Then, for every $\varphi \in L^2(\Omega, \nu)$, there is a solution of problem*

$$\begin{cases} -\Delta_m u - \lambda f'(u_\lambda) u = \varphi & \text{in } \Omega, \\ u(x) = 0 & \text{on } \partial_m \Omega. \end{cases} \quad (3.29)$$

Proof. Set the energy functional associated with problem (3.29)

$$\tilde{\mathcal{E}}_\varphi(u) := \frac{1}{4} \int_{\Omega_m \times \Omega_m} |\nabla u(x, y)|^2 d(\nu \otimes m_x)(x, y) - \frac{1}{2} \int_{\Omega} \lambda f'(u_\lambda) u^2 \, d\nu - \int_{\Omega} \varphi u \, d\nu,$$

Taking in account that $\lambda_1 := \lambda_1(-\Delta_m - \lambda f'(u_\lambda)) > 0$, then

$$0 < \lambda_1 \int_{\Omega} |v(x)|^2 \, d\nu(x) \leq \frac{1}{2} \int_{\Omega_m \times \Omega_m} |\nabla v(x, y)|^2 d(\nu \otimes m_x)(x, y) - \int_{\Omega} \lambda f'(u_\lambda) v^2 \, d\nu, \quad (3.30)$$

for every $v \in L_0^2(\Omega_m, \nu)$.

Set

$$\theta := \inf_{h \in L_0^2(\Omega_m, \nu) \setminus \{0\}} \tilde{\mathcal{E}}_\varphi(h),$$

and let $\{u_n\}$ be a minimizing sequence, hence

$$\theta = \lim_{n \rightarrow \infty} \tilde{\mathcal{E}}_\varphi(u_n).$$

By (3.30), we have

$$0 < \lambda_1 \int_{\Omega} |u_n(x)|^2 d\nu(x) \leq 2\tilde{\mathcal{E}}_\varphi(u_n) + 2 \int_{\Omega} \varphi u_n d\nu.$$

Then, by Young's inequality, we have $\{u_n : n \in \mathbb{N}\}$ is bounded in $L_0^2(\Omega_m, \nu)$. Hence, up to a subsequence, we have

$$u_n \rightharpoonup u \quad \text{in } L_0^2(\Omega_m, \nu).$$

Furthermore, using the weak lower semicontinuity of the functional $\tilde{\mathcal{E}}_\varphi$, we get

$$\tilde{\mathcal{E}}_\varphi(u) = \theta,$$

so u is a critical point of $\tilde{\mathcal{E}}_\varphi$, which implies that u is solution of problem (3.29). \square

Theorem 3.29. *Assume that $f \in C^1([0, \infty[)$ is convex and satisfies hypotheses (3.11). Let $\{u_\lambda\}_{0 \leq \lambda < \lambda^*}$ be the branch of minimal solutions of $(P(\lambda f))$. Assume also that, for each $0 < \lambda < \lambda^*$, $\lambda_1(-\Delta_m - \lambda f'(u))$ exists. Then:*

- (a) *The mapping $\lambda \rightarrow \|u_\lambda\|_2$ is continuous in $[0, \lambda^*[$.*
- (b) *In finite weighted graphs, the mapping $\lambda \rightarrow \|u_\lambda\|_\infty$ is continuous in $[0, \lambda^*[$.*

Proof. Firstly, we prove that u_{λ_n} converges pointwise to u_λ , as $\lambda_n \rightarrow \lambda$.

For this purpose, we start by setting $0 < \lambda < \lambda^*$. Let $0 < \{\lambda_n\}_n < \lambda$ be an increasing sequence such that $\lambda_n \nearrow \lambda$ as $n \rightarrow \infty$. Thus, $u_{\lambda_n} \leq u_\lambda$ and by Dominate Convergence Theorem $u_{\lambda_n} \rightarrow v$, a solution to problem $(P(\lambda f))$. Besides $v \leq u_\lambda$, but u_λ is the minimal solution, so $v = u_\lambda$ and

$$u_{\lambda_n}(x) \rightarrow u_\lambda, \quad \lambda_n \nearrow \lambda. \quad (3.31)$$

In order to prove the other alternative, we continue in an analogous way as before. Let $0 \leq \lambda < \{\lambda_n\}_n < \lambda^*$ be a decreasing sequence such that $\lambda_n \searrow \lambda$ as $n \rightarrow \infty$. Thus, $u_{\lambda_n} \geq u_\lambda$ and by Dominate Convergence Theorem $u_{\lambda_n} \rightarrow w$, a solution to problem $(P(\lambda f))$. Besides $w \geq u_\lambda$.

Now, since u_λ is minimal and f is convex, then u_λ is stable (Theorem 3.22). Even more, by Theorem 3.27, $\lambda_1 := \lambda_1(-\Delta_m - \lambda f'(u_\lambda)) > 0$. Then, by then Lemma 3.28, there is a solution $\phi \in L_0^\infty(\Omega_m, \nu)$ of problem

$$\begin{cases} -\Delta_m u - f'(u_\lambda)u = \chi_\Omega & \text{in } \Omega, \\ u(x) = 0 & \text{on } \partial_m \Omega. \end{cases}$$

Arguing as in [14, Theorem 1.1], consider $v_\delta := u_\lambda + \delta\phi$, for $\delta > 0$. Clearly, $v_\delta \rightarrow u_\lambda$ as $\delta \rightarrow 0$. Now, for a fixed $\theta > 0$, the following holds:

$$\begin{aligned} -\Delta_m v_\delta - (\lambda + \theta)f(v_\delta) &= \lambda f(u_\lambda) + \delta + \delta\lambda f'(u_\lambda)\phi - \lambda f(v_\delta) - \theta f(v_\delta) \\ &= \delta - \theta f(v_\delta) - \lambda(f(v_\delta) - f(u_\lambda) - \delta f'(u_\lambda)\phi) \\ &= \delta - \theta f(v_\delta) - \lambda(f(v_\delta) - f(u_\lambda) - (v_\delta - u_\lambda)f'(u_\lambda)). \end{aligned}$$

Then, for $\tau_\delta \in (u_\lambda, u_\lambda + \delta\phi)$ such that $f(v_\delta) - f(u_\lambda) = f'(\tau_\delta)(v_\delta - u_\lambda)$,

$$-\Delta_m v_\delta - (\lambda + \theta)f(v_\delta) = \delta - \theta f(v_\delta) - \lambda\delta\phi(f'(\tau_\delta) - f'(u_\lambda)). \quad (3.32)$$

Since f is C^1 and u_λ is L^∞ -bounded, we take δ , small enough, such that

$$f'(\tau_\delta) - f'(u_\lambda) \leq \frac{1}{2\lambda\|\phi\|_\infty}.$$

Take also

$$\theta \leq \frac{\delta}{2f(\|u_\lambda\|_\infty + \delta\|\phi\|_\infty)}.$$

Then, from (3.32),

$$\begin{aligned} -\Delta_m v_\delta - (\lambda + \theta)f(v_\delta) &\geq \delta - \theta f(v_\delta) - \lambda\delta\|\phi\|_\infty (f'(\tau_\delta) - f'(u_\lambda)) \\ &\geq \frac{\delta}{2} - \theta f(v_\delta) \\ &\geq \frac{\delta}{2} - \theta f(\|u_\lambda\|_\infty + \delta\|\phi\|_\infty) \\ &\geq 0. \end{aligned}$$

Thus, for θ small enough, v_δ is a supersolution of problem $(P((\lambda + \theta)f))$, so $v_\delta \geq u_{\lambda+\theta}$ and then

$$w \leq v_\delta$$

since $u_{\lambda_n} \rightarrow w$, as $\lambda_n \searrow \lambda$. Now, taking limit $\delta \rightarrow 0$, we get that $w \leq u_\lambda$. Hence $w = u_\lambda$ and $u_{\lambda_n}(x) \rightarrow u_\lambda$, $\lambda_n \searrow \lambda$. Therefore, together with (3.31), we obtain the pointwise convergence:

$$u_{\lambda_n}(x) \rightarrow u_\lambda(x) \text{ as } \lambda_n \rightarrow \lambda, \text{ for a.e. } x \in \Omega. \quad (3.33)$$

Moreover, u_{λ_n} is uniformly bounded (because is increasing and bounded for all n).

(a) Can be obtained directly from (3.33) and Dominate Convergence Theorem.

(b) Since the convergence $u_{\lambda_n} \rightarrow u_\lambda$ is uniform. It is straightforward that $\lambda \rightarrow \|u_\lambda\|_\infty$ is continuous. \square

Remark 3.30. As can be seen in Example 4.11 (see also Figure 17), the convexity of function f is a necessary hypothesis in the above result. \blacksquare

4. THE EXPONENTIAL FUNCTION AND POWER-LIKE FUNCTIONS. EXAMPLES

4.1. The Gelfand problem. In the case that $f(s) = e^s$ we have that

$$\lambda^* \leq \frac{\lambda_m(\Omega)}{e} < \frac{1}{e},$$

and (3.16) says that, if u is a solution to $(P(\lambda e^s))$,

$$-W_0(-\lambda) \leq u \leq -W_{-1}(-\lambda).$$

where W_0 and W_{-1} are the principal branch and the negative branch, respectively, of the Lambert W function, see Figure 1.

Remark 4.1. Observe that if u is a solution to $(P(\lambda e^s))$, then

$$-u(x)e^{-u(x)} = -\lambda - e^{-u(x)} \int_{\Omega} u(y) dm_x(y).$$

Therefore, for (a.e.) $x \in \Omega$, either

$$u(x) = -W_0\left(-\lambda - e^{-u(x)} \int_{\Omega} u(y) dm_x(y)\right),$$

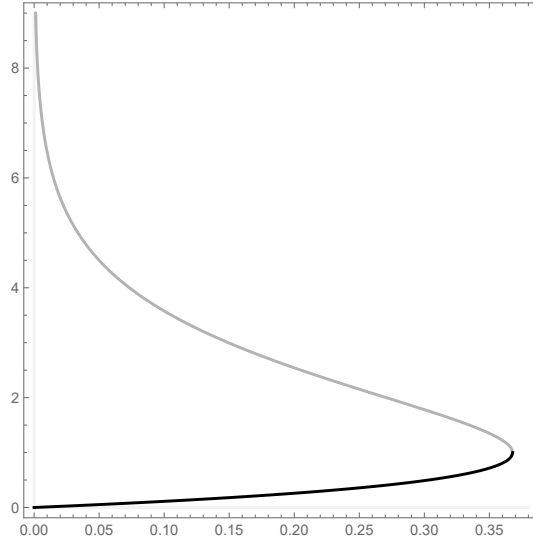
or

$$u(x) = -W_{-1}\left(-\lambda - e^{-u(x)} \int_{\Omega} u(y) dm_x(y)\right).$$

Being both given implicitly. In Example 4.2 (also in Example 4.4) we see that *the branch of minimal solutions* satisfy

$$u_\lambda(x) = -W_0\left(-\lambda - e^{-u_\lambda(x)} \int_{\Omega} u_\lambda(y) dm_x(y)\right) \quad \text{for all } x \in \Omega,$$

But this is not the general rule as seen in other examples. \blacksquare

FIGURE 1. $-W_0(-\lambda)$ and $-W_{-1}(-\lambda)$.

The next examples are given in quite simple weighted graphs but they are illustrative of the many situations that can occur for the solutions of the Gelfand-type problems on weighted graphs. The function

$$h(x) = x - \lambda e^x, \quad \text{for } 0 < \lambda < \frac{1}{e},$$

is important in these examples. It is a convex function with two zeros, $-W_0(-\lambda)$ and $-W_{-1}(-\lambda)$, and a maximum at $\ln \frac{1}{\lambda} > 0$ with value $\ln \frac{1}{\lambda} - 1 > 0$. Its shape can be seen at Figure 3.

Example 4.2. Let $G = (V, E)$ be the graph $V = \{1, 2, 3, 4\}$, with weights

$$w_{12} = w_{34} = w_{23} = 1,$$

and $w_{i,j} = 0$ otherwise. This is the weighted linear graph given in Figure 2. Set

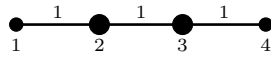


FIGURE 2. Linear weighted graph in Example 4.2.

$\Omega := \{2, 3\}$ and consider the Gelfand problem $(P(\lambda e^s))$

$$\begin{cases} -\Delta_{m^G} u = \lambda e^u, & \text{in } \Omega, \\ u = 0, & \text{on } \partial_{m^G} \Omega. \end{cases} \quad (4.1)$$

For this random walk space, it is easy to see that $\lambda_m(\Omega) = \frac{1}{2}$. We have that u is a solution of (4.1) if and only if verifies

$$\begin{cases} -\Delta_{m^G} u(2) = \lambda e^{u(2)}, \\ -\Delta_{m^G} u(3) = \lambda e^{u(3)}, \\ u(1) = u(4) = 0, \end{cases}$$

which is equivalent to $u(1) = u(4) = 0$ and

$$\begin{cases} u(2) - \frac{1}{2}u(3) = \lambda e^{u(2)}, \\ u(3) - \frac{1}{2}u(2) = \lambda e^{u(3)}. \end{cases} \quad (4.2)$$

Let us call $x = u(2)$ and $y = u(3)$. Then (4.2) is equal to

$$\begin{cases} y = 2(x - \lambda e^x), \\ x = 2(y - \lambda e^y). \end{cases} \quad (4.3)$$

Now, the graphs $y = 2(x - \lambda e^x)$ and $x = 2(y - \lambda e^y)$, for λ for large, do not intersect; for $\lambda = \lambda^* = \frac{1}{2e} = \lambda_m(\Omega)_e^1$, they intersect in $(1, 1)$; there exists $\hat{\lambda} \approx 0.076$ such that for $\lambda \in [\hat{\lambda}, \lambda^*)$, the graphs intersect in two points in the line $y = x$, $(u_\lambda(2), u_\lambda(3))$ and $(u^\lambda(2), u^\lambda(3))$; and for $\lambda \in (0, \hat{\lambda})$, they intersect in four points, that are $(u_\lambda(2), u_\lambda(3))$ and $(u^\lambda(2), u^\lambda(3))$ and $(u^{3,\lambda}(2), u^{3,\lambda}(3))$, $(u^{4,\lambda}(2), u^{4,\lambda}(3))$, with

$$u^{3,\lambda}(2) = u^{4,\lambda}(3) < u^\lambda(2) = u^\lambda(3) < u^{3,\lambda}(3) = u^{4,\lambda}(2),$$

see Figure 3. Hence, the branch of minimal solutions is given by (the values at the

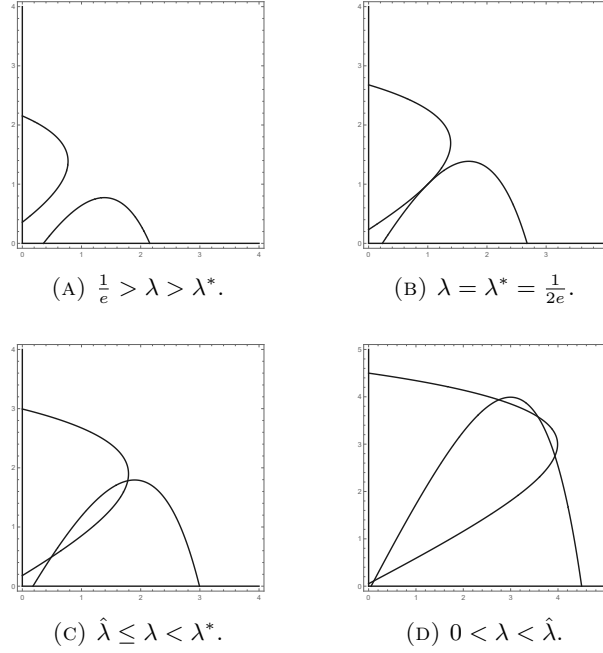


FIGURE 3. Solutions of (4.3). In dark-gray the graph $x = 2(y - \lambda e^y)$, in light-gray $y = 2(x - \lambda e^x)$.

boundary are 0):

$$u_\lambda(2) = u_\lambda(3) = -W_0(-2\lambda) \quad \forall 0 < \lambda \leq \lambda^*.$$

This branch continues with a second branch of solutions

$$u^\lambda(2) = u^\lambda(3) = -W_{-1}(-2\lambda) \quad \forall 0 < \lambda < \lambda^*.$$

And, for $0 < \lambda < \hat{\lambda}$, two more branches of solutions appear $u^{3,\lambda}$ and $u^{4,\lambda}$ as described above. See the bifurcation diagram of $\lambda \mapsto u$ in Figure 4.

If we change the weights to

$$w_{1,2} = w_{34} = b > 0, \quad w_{23} = a > 0,$$

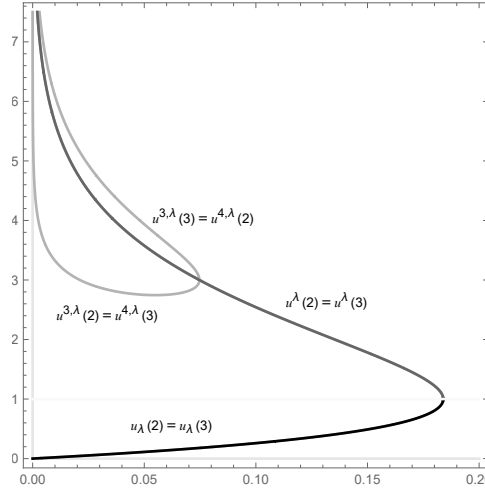


FIGURE 4. Bifurcation diagram for $\lambda \mapsto u(x)$, $x = 2, 3$, in Example 4.2.
 $\lambda^* = \frac{1}{2e} \approx 0.184$.

and $w_{i,j} = 0$ otherwise (see Figure 5), since there is symmetry in the space, there are

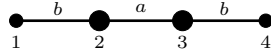


FIGURE 5. Different weights (symmetric).

also symmetric solutions, one is the branch of minimal solutions, given by:

$$u^{1,\lambda}(2) = u^{1,\lambda}(3) = -W_0 \left(-\frac{a+b}{b} \lambda \right) \quad \forall 0 < \lambda \leq \lambda^*.$$

Here, $\lambda_m(\Omega) = \frac{b}{a+b}$ and

$$\lambda^* = \lambda_m(\Omega) \frac{1}{e} = \frac{b}{a+b} \frac{1}{e}.$$

This branch continues with a second branch of symmetric solutions

$$u^{2,\lambda}(2) = u^{2,\lambda}(3) = -W_{-1} \left(-\frac{a+b}{b} \lambda \right) \quad \forall 0 < \lambda < \lambda^*.$$

There are two more branches as before. Observe that, letting $b \rightarrow +\infty$ in λ^* we get $\frac{b}{a+b} \frac{1}{e} \rightarrow \frac{1}{e} = \frac{s_0}{f(s_0)}$, which becomes optimal (see (3.14)). ■

Remark 4.3. For the trivial weighted graph $\{1, 2\}$ with weight $w_{12} = 1$ and $\Omega = \{1\}$ (observe that Ω is not m-connected) we have that the solutions to $(P(\lambda e^s))$ are (the value at the boundary is 0)

$$u_\lambda(2) = -W_0(-\lambda)$$

and

$$u^\lambda(2) = -W_{-1}(-\lambda).$$

■

We can extend the result of Example 4.2 to the following weighted graphs.

Example 4.4. Consider, for $n \geq 3$, the weighted complete graph $K_n = \{1, 2, \dots, n\}$, with weights for the edges on the n -cycle all equal to $a > 0$,

$$w_{1,2} = w_{2,3} = \dots = w_{n-1,n} = w_{n,1} = a > 0,$$

and the other weights equal to $c \geq 0$ (if $c = 0$ we are dealing in fact with the n -cycle C_n). Take the weighted graph

$$\widehat{K}_n := K_n \cup \{-1, -2, \dots, -n\}$$

with the above given weights between vertices in K_n and with

$$w_{i,-i} = b > 0, \quad i = 1, 2, \dots, n,$$

and any other $w_{i,j} = 0$, see Figure 6 or Figure 8 (observe, that we can take all the points $\{-1, -2, \dots, -n\}$ being the same, as in Figure 7).

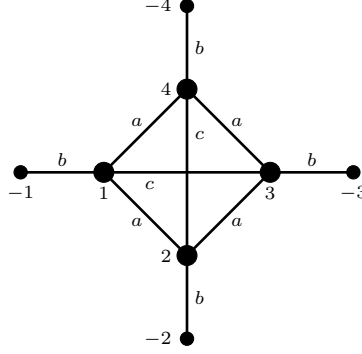


FIGURE 6. \widehat{K}_4 .

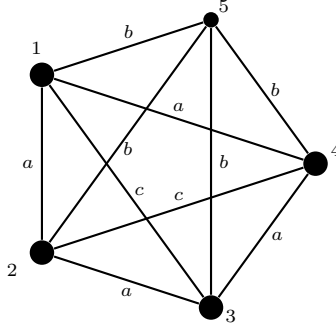


FIGURE 7. A graph equivalent to \widehat{K}_4 for the Gelfand problem. The points $\{-1, -2, -3, -4\}$ are joined at point 5.

Then, for $\Omega = K_n$, the Gelfand problem $(P(\lambda e^s))$ has two branches of symmetric solutions given by $u(x) = 0$ for $x = -1, -2, \dots, -n$, and

$$u(x) = -W\left(-\frac{2a + (n-3)c + b}{b}\lambda\right), \quad x = 1, 2, \dots, n,$$

for $0 < \lambda \leq \frac{b}{2a + (n-3)c + b} \frac{1}{e}$. One of this is the minimal branch (see at the end of the example),

$$u_\lambda(x) = -W_0\left(-\frac{2a + (n-3)c + b}{b}\lambda\right), \quad x = 1, 2, \dots, n,$$

for $0 \leq \lambda \leq \lambda^* = \frac{b}{2a + (n-3)c + b} \frac{1}{e}$. And a second branch is

$$u^{2,\lambda}(x) = -W_{-1}\left(-\frac{2a + (n-3)c + b}{b}\lambda\right), \quad x = 1, 2, \dots, n,$$

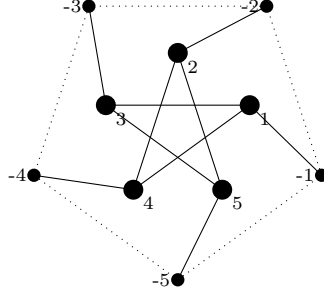


FIGURE 8. \widehat{K}_5 with $c = 0$ in Example 4.4. The subgraph $\Omega = \{1, 2, 3, 4, 5\}$ is in fact C_5 . It is the Petersen Graph if Dirichlet vertices (those of the boundary of Ω) are joined as shown.

for $0 < \lambda \leq \lambda^*$.

Let us proof that the minimal branch of solutions is given by

$$u_\lambda(x) = -W_0 \left(-\frac{2a + (n-3)c + b}{b} \lambda \right), \quad x = 1, 2, \dots, n$$

We proof this for \widehat{K}_4 (see Figure 6), since the arguments of the general case are the same, and this is simpler and illustrative. A solution $x = u(1)$, $y = u(2)$, $z = u(3)$, $w = u(4)$ (the boundary values are 0) of $(P(\lambda e^s))$ satisfy

$$\begin{cases} x - \frac{a}{2a+c+b}y - \frac{c}{2a+c+b}z - \frac{a}{2a+c+b}w = \lambda e^x, \\ y - \frac{a}{2a+c+b}x - \frac{a}{2a+c+b}z - \frac{c}{2a+c+b}w = \lambda e^y, \\ z - \frac{c}{2a+c+b}x - \frac{a}{2a+c+b}y - \frac{a}{2a+c+b}w = \lambda e^z, \\ w - \frac{a}{2a+c+b}x - \frac{c}{2a+c+b}y - \frac{a}{2a+c+b}z = \lambda e^w. \end{cases}$$

Adding the above for equations we deduce that

$$\frac{b}{2a+c+b}(x+y+z+w) = \lambda(e^x + e^y + e^z + e^w).$$

Now, by convexity, $e^x + e^y + e^z + e^w \geq 4e^{\frac{x+y+z+w}{4}}$, and, hence

$$\frac{b}{2a+c+b} \frac{x+y+z+w}{4} \geq \lambda e^{\frac{x+y+z+w}{4}}.$$

Then,

$$-\frac{x+y+z+w}{4} e^{-\frac{x+y+z+w}{4}} \leq -\frac{2a+c+b}{b} \lambda.$$

Therefore,

$$-W_0 \left(-\frac{2a+c+b}{b} \lambda \right) \leq \frac{x+y+z+w}{4} \leq -W_{-1} \left(-\frac{2a+c+b}{b} \lambda \right).$$

Hence, $x = y = z = w = -W_0 \left(-\frac{2a+c+b}{b} \lambda \right)$ gives the minimal solution. \blacksquare

Remark 4.5. In the previous example, for a fixed graph, there exists $k > 1$, such that

$$\frac{1}{d_x} \sum_{\substack{y \in \partial_{m,G} \Omega \\ y \sim x}} w_{x,y} = \frac{1}{k} \quad \text{for each } x \in \Omega, \quad (4.4)$$

(consequently, any $x \in \Omega$ is connected to a Dirichlet vertex), and, for such situation, the same previous arguments give that the Gelfand problem $(P(\lambda e^s))$ (or changing e^s by any other function $f \in \mathcal{C}^1([0, \infty[)$, strictly convex function and satisfying (1.2), changing the Lambert W function adequately attending point 3 in Remark 3.12) has a branch of solutions given by

$$u(x) = -W(-k\lambda), \quad x = 1, 2, \dots, |\Omega|,$$

for $0 < \lambda \leq \frac{1}{ke}$, being

$$u_\lambda(x) = -W_0(-k\lambda), \quad x = 1, 2, \dots, |\Omega|,$$

for $0 \leq \lambda \leq \lambda^* = \frac{1}{ke}$, the minimal solution.

Joint to the cases of Example 4.4, this is also the case of Ω being any n -regular finite graph with edges weighted by $a > 0$ and with each vertex joined to a Dirichlet vertex with and edge weighted by $b > 0$ (see an example in Figure 9). In this case the weighted index of each $x \in \Omega$ is equal to $na + b$ and

$$k = \frac{na + b}{b}.$$

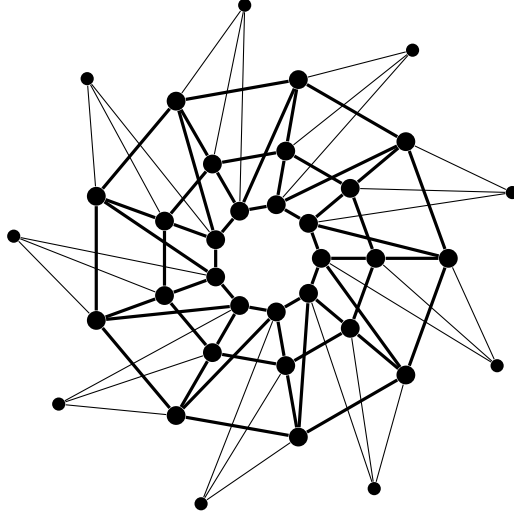


FIGURE 9. 4-regular Holt Graph: larger dots and thicker edges.

But there are many other *non-so-regular* graphs satisfying such condition: For $\Omega = \{x_1, x_2, \dots, x_n\}$ being any connected weighted graph and $k > 1$, set $\partial_{mG}\Omega = \{x_0\}$ (Dirichlet vertices can be joined in one), and connect each x_i in Ω to x_0 with and edge weighted by

$$w_{x_i, x_0} = \frac{1}{k-1} \sum_{x_j \sim x_i} w_{x_i, x_j}.$$

Then the new graph satisfies (4.4) (weighed indices on vertices must be redefined). ■

Example 4.6. Let $G = (V, E)$ be the graph $V = \{1, 2, 3\}$, with weights

$$w_{12} = w_{23} = 1,$$

and $w_{i,j} = 0$ otherwise. This is the weighted linear graph given in Figure 10. Set

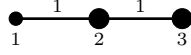


FIGURE 10. Linear weighted graph in Example 4.6.

$\Omega := \{2, 3\}$. We have that u is a solution of the Gelfand problem $(P(\lambda e^s))$ if $u(1) = 0$, and

$$\begin{cases} u(3) = 2(u(2) - \lambda e^{u(2)}), \\ u(2) = u(3) - \lambda e^{u(3)}. \end{cases} \quad (4.5)$$

Solutions of this problem are illustrated in Figure 11. There exist only two branches

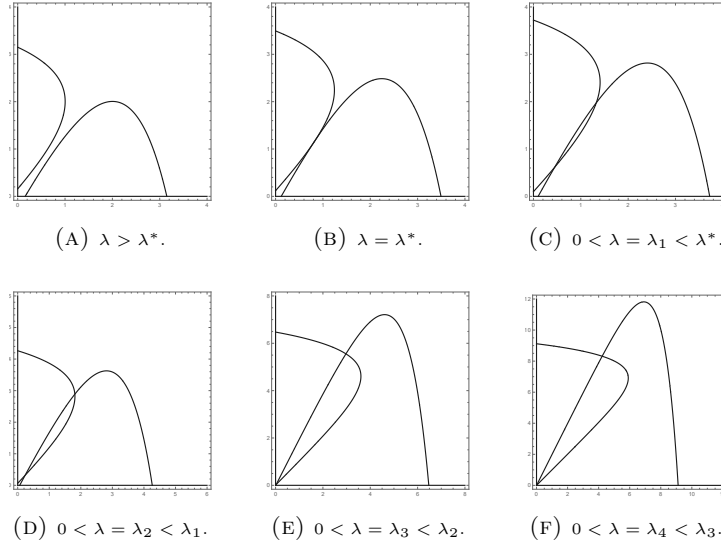


FIGURE 11. Solutions of (4.5).

of solutions for $0 < \lambda < \lambda^* \simeq 0.106159$, $u_\lambda < u^\lambda$. The bifurcation diagram is given in Figure 15. One can see that $-W_0(-3\lambda) \leq u_\lambda \leq -W_0(-4\lambda)$ if $0 < \lambda < \frac{1}{4e}$, hence $0.091970 \simeq \frac{1}{4e} < \lambda^*$.

Let us see, by using the implicit function theorem, that

$$\lambda \mapsto (u_\lambda(2), u_\lambda(3)) \in C^\infty([0, \lambda^*[: \mathbb{R}^2).$$

Indeed, for simplicity let us call $x = u(2)$ and $y = u(3)$ in (4.5), then such system can be written as

$$\begin{cases} F_1(x, y, \lambda) := 2(x - \lambda e^x) - y = 0, \\ F_2(x, y, \lambda) := y - \lambda e^y - x = 0. \end{cases} \quad (4.6)$$

Where F_i , $i = 1, 2$, are C^∞ functions in \mathbb{R}^3 . Now since, for $\lambda = \lambda^*$ there is only one solution $x^* := x(\lambda^*)$, $y^* := y(\lambda^*)$ to such system. Then, for

$$H(x, y, \lambda) := \det \begin{pmatrix} \frac{\partial F_1}{\partial x}(x, y, \lambda) & \frac{\partial F_1}{\partial y}(x, y, \lambda) \\ \frac{\partial F_2}{\partial x}(x, y, \lambda) & \frac{\partial F_2}{\partial y}(x, y, \lambda) \end{pmatrix} = (2 - 2\lambda e^x)(1 - \lambda e^y) - 1,$$

Since for $\lambda > \lambda^*$ the system (4.6) has not solution, by the implicit function theorem, we have

$$H(x^*, y^*, \lambda^*) = 0,$$

that is,

$$(2 - 2\lambda^* e^{x^*})(1 - \lambda^* e^{y^*}) - 1 = 0.$$

Now, since for $0 < \lambda < \lambda^*$ we have that there is a solution $x(\lambda) := u_\lambda(2) < x^*$, $y(\lambda) := u_\lambda(3) < y^*$ of system (4.6), we have that

$$2 - 2\lambda e^{x(\lambda)} > 2 - 2\lambda^* e^{x^*}$$

and

$$1 - \lambda e^{y(\lambda)} > 1 - \lambda^* e^{y^*},$$

and we have that $1 - \lambda^* e^{x^*} > 0$ and $1 - \lambda^* e^{y^*} > 0$; therefore

$$H(x(\lambda), y(\lambda), \lambda) = (2 - 2\lambda e^{x(\lambda)})(1 - \lambda e^{y(\lambda)}) - 1 > (2 - 2\lambda^* e^{x^*})(1 - \lambda^* e^{y^*}) - 1 = 0.$$

Hence, by the implicit function theorem, we get that $\lambda \mapsto (u_\lambda(2), u_\lambda(3))$ is a C^∞ function in $]0, \lambda^*[$. ■

In the next example we consider a linear graph like in Example 4.2 but without symmetry.

Example 4.7. Let $G = (V, E)$ be the graph $V = \{1, 2, 3, 4\}$, with weights

$$w_{12} = w_{23} = 1, \quad w_{34} = 2$$

and $w_{i,j} = 0$ otherwise (see Figure 12). In this case the branches $\lambda \mapsto u$ for the solutions

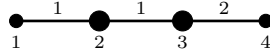


FIGURE 12. Non symmetric graph in Example 4.7.

of the Gelfand problem $(P(\lambda e^s))$ are given in Figure 13. ■

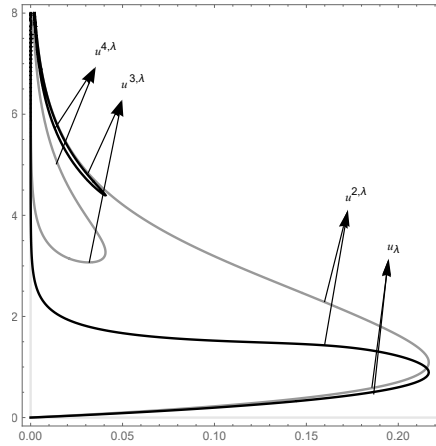


FIGURE 13. Bifurcation diagram for $\lambda \mapsto u$ in Example 4.7 with a non symmetric linear weighed graph. $u(3)$ in black, $u(2)$ in gray. Four solutions: u_λ , $u^{2,\lambda}$, $u^{3,\lambda}$, $u^{4,\lambda}$.

Example 4.8. Let $G = (V, E)$ the graph $V = \{1, 2, 3, 4, 5\}$, with weights $w_{i,i+1} = 1$, $i = 1, 2, 3, 4$ and $w_{i,j} = 0$ otherwise (see Figure 14). Let $\Omega := \{2, 3, 4\}$. Now, u is a

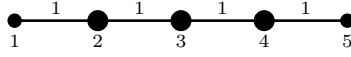


FIGURE 14. Linear weighted graph in Example 4.8.

solution of $(P(\lambda e^s))$ if and only $u(1) = u(5) = 0$,

$$\begin{cases} u(2) - \frac{1}{2}u(3) = \lambda e^{u(2)}, \\ u(3) - \frac{1}{2}u(2) - \frac{1}{2}u(4) = \lambda e^{u(3)}, \\ u(4) - \frac{1}{2}u(3) = \lambda e^{u(4)}. \end{cases}$$

There exist two branches of symmetric solutions for $0 < \lambda < \lambda^* \simeq 0.106159$, $u_\lambda < u^\lambda$. The bifurcation diagram is given in Figure 15. ■

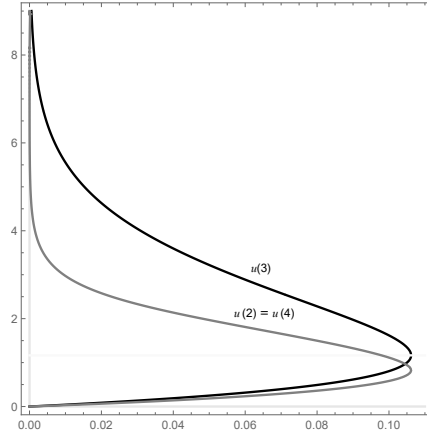


FIGURE 15. Bifurcation diagram for $\lambda \mapsto u$ in Example 4.6 (the branch of solutions are given by $u(2)$ and $u(3)$) and in Example 4.8 (the branch of solutions are given by $u(2) = u(4)$ and $u(3)$). $\lambda^* \simeq 0.106159$, $u^*(3) \simeq 1.164771$.

In the next example we use the approximation method given in the proof of Theorem 3.10 to characterize the minimal solutions.

Example 4.9. Consider the graph given in Figure 16, with $\Omega = \{1, 2, 3, 4, 5\}$, and all the edges weighted by 1. The Gelfand problem $(P(\lambda e^s))$ has a branch of solutions given by $(u = 0 \text{ on the boundary})$ $u(1) = u(2) = u(3) = u(4)$ and

$$\begin{cases} 2u(1) - u(5) = 4\lambda e^{u(1)}, \\ u(5) - u(1) = -\lambda e^{u(5)}. \end{cases} \quad (4.7)$$

And the minimal branch of solutions satisfies the above properties. Indeed, the approximation method used in the proof of Theorem 3.10 to get the minimal solutions can be written in the following way:

$$\begin{pmatrix} u^0(1) \\ u^0(2) \\ u^0(3) \\ u^0(4) \\ u^0(5) \end{pmatrix} = \begin{pmatrix} 0 \\ 0 \\ 0 \\ 0 \\ 0 \end{pmatrix},$$

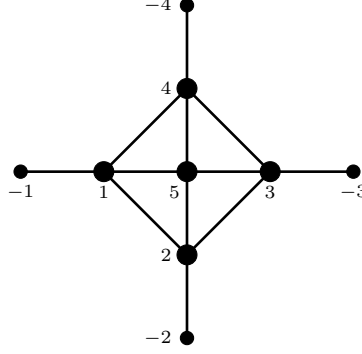


FIGURE 16. Graph in Example 4.9, $d_x = 4$ for all $x \in \Omega = \{1, 2, 3, 4, 5\}$.
 $\partial_{m^G}\Omega = \{-1, -2, -3, -4\}$.

and, for $i = 1, 2, 3, \dots$,

$$\begin{pmatrix} u^i(1) \\ u^i(2) \\ u^i(3) \\ u^i(4) \\ u^i(5) \end{pmatrix} = \lambda A^{-1} \begin{pmatrix} d_1 e^{u^{i-1}(1)} \\ d_2 e^{u^{i-1}(2)} \\ d_3 e^{u^{i-1}(3)} \\ d_4 e^{u^{i-1}(4)} \\ d_5 e^{u^{i-1}(5)} \end{pmatrix}, \quad (4.8)$$

where

$$A = \begin{pmatrix} 4 & -1 & 0 & -1 & -1 \\ -1 & 4 & -1 & 0 & -1 \\ 0 & -1 & 4 & -1 & -1 \\ -1 & 0 & -1 & 4 & -1 \\ -1 & -1 & -1 & -1 & 4 \end{pmatrix}.$$

Now,

$$A^{-1} = \frac{1}{384} \begin{pmatrix} 160 & 80 & 64 & 80 & 96 \\ 80 & 160 & 80 & 64 & 96 \\ 64 & 80 & 160 & 80 & 96 \\ 80 & 64 & 80 & 160 & 96 \\ 96 & 96 & 96 & 96 & 192 \end{pmatrix},$$

and $d_1 = d_2 = d_3 = d_4 = d_5 = 4$; then it is easy to see, from the recursive expression (4.8), that

$$u^i(1) = u^i(2) = u^i(3) = u^i(4).$$

Now, since

$$u_\lambda(j) = \lim_{i \rightarrow \infty} u^i(j), \quad j = 1, 2, 3, 4, 5,$$

we get that u_λ satisfies $u_\lambda(1) = u_\lambda(2) = u_\lambda(3) = u_\lambda(4)$ and (4.7).

The recursive sequence (4.8) is reminiscent of the power tower sequences for obtaining the Lambert W function (see for example [43, Theorem 8]). This method can be easily implemented to approximate minimal solutions of Gelfand type problems in any graph. For example, u^2 is given by

$$\begin{pmatrix} u^2(1) \\ u^2(2) \\ u^2(3) \\ u^2(4) \\ u^2(5) \end{pmatrix} = \begin{pmatrix} 4\lambda e^{5\lambda} + \lambda e^{6\lambda} \\ 4\lambda e^{5\lambda} + \lambda e^{6\lambda} \\ 4\lambda e^{5\lambda} + \lambda e^{6\lambda} \\ 4\lambda e^{5\lambda} + \lambda e^{6\lambda} \\ 4\lambda e^{5\lambda} + 2\lambda e^{6\lambda} \end{pmatrix}.$$

■

In all the above examples we see that, there is a continuum branch of the solutions u^λ such that

$$\lim_{\lambda \rightarrow 0^+} \|u^\lambda\|_\infty = +\infty.$$

Let us see that this is a general property.

The proof of the following result is a consequence of Brouwer and Leray-Schauder degree theory; we use as a reference the book of Ambrosetti and Arcoya [1] for notation and results.

Theorem 4.10. *Let $G = (V(G), E(G))$ be a weighted graph and $\Omega \subset V(G)$ finite and m^G -connected. Let $f \in \mathcal{C}^1([0, \infty])$ be a strictly convex function satisfying (3.11). Set*

$$S^* = \{(\lambda, u) \in [0, \lambda^*] \times L^\infty(\Omega_m, \nu) : u \text{ is a solution of } (P(\lambda f))\}.$$

Then, for each $0 < \epsilon < \lambda^$, there exists $0 < \lambda < \epsilon$ such that the problem $(P(\lambda f))$ has a solution u^λ with*

$$\|u^\lambda\|_{L^\infty(\Omega_m, \nu)} = g_2^{-1}(\epsilon),$$

where g_2^{-1} is given in Remark 3.12 (and satisfies $\lim_{s \rightarrow 0^+} g_2^{-1}(s) = +\infty$). Moreover, the connected component of S^ that contains $(0, 0)$ also contains (λ, u^λ) .*

Proof. We can assume that $\Omega = \{1, 2, \dots, n\}$ and that $\partial\Omega = \{0\}$. Observe first that, for $d_i = \sum_{j=0}^n w_{ij}$, and $x = (x_1, x_2, \dots, x_n) = (u(1), u(2), \dots, u(n))$, the problem $(P(\lambda f))$ can be written as

$$\Phi(\lambda, x) := x - T(\lambda, x) = 0, \quad (4.9)$$

for $T = (T_1, T_2, \dots, T_n)$ given by the smooth functions

$$T_i(\lambda, x) = \sum_{j=1}^n \frac{w_{ij}}{d_i} x_j + \lambda f(x_i), \quad i = 1, 2, \dots, n,$$

being T is compact. Note that by Corollary 3.14, if

$$(u(0), u(1), u(2), \dots, u(n)) = (0, x_1, x_2, \dots, x_n),$$

is a solution of problem $(P(\lambda f))$ we have

$$0 \leq x_i \leq g_2^{-1}(\lambda).$$

For $0 < \epsilon < \lambda^*$, set the open bounded set in \mathbb{R}^n given by

$$A =]-1, g_2^{-1}(\epsilon)[\times]-1, g_2^{-1}(\epsilon)[\times \dots \times]-1, g_2^{-1}(\epsilon)[.$$

Since 0 is the unique solution of (4.9) for $\lambda = 0$, we have that the degree

$$\deg(\Phi(0, \cdot), A, 0) = \text{sign}(\det(I - J_T(0, 0))) \neq 0,$$

where $J_T(0, 0)$ is the Jacobian matrix of $T(0, x)$ at $x = 0$.

Suppose that the connected component C of

$$S := \{(\lambda, x) \in [0, \lambda^* + 1] \times \bar{A} : \Phi(\lambda, x) = 0\}$$

containing $(0, 0)$ does not intersect $[0, \lambda^* + 1] \times \partial A$. Then, arguing as in the proof of [1, Theorem 4.3.4] we obtain an open bounded set B in $[0, \lambda^* + 1] \times \mathbb{R}^n$ with $C \subset B$ such that, on account of the general homotopy property (see [1, Proposition 4.2.5]),

$$0 \neq \deg(\Phi(0, \cdot), B_\lambda, 0) = \deg(\Phi(\lambda^* + 1, \cdot), B_{\lambda^*+1}, 0),$$

(where $B_\lambda = \{x : (\lambda, x) \in B\}$) which implies that (4.9) has a solution for $\lambda = \lambda^* + 1$, which is false.

Therefore, C intersects the set $[0, \lambda^* + 1] \times \partial A$, but, since (4.9) has no solution on $[\epsilon, \lambda^* + 1] \times \partial A$ and the only solution at $\lambda = 0$ is 0, we have that it has a solution on $]0, \epsilon[\times \partial A$, from where the result follows, since any solution must be non-negative. \square

In the next example we consider the graph defined in Example 4.2 but for the Gelfand-type problem $(P(\lambda f))$ in which we consider a non-convex function $f(s)$ (instead of the convex function $f(s) = e^s$) for which $\lambda \mapsto u_\lambda$ is not continuous.

Example 4.11. Let G be the graph given in Example 4.2 and the same Ω given there, and consider the Gelfand-type problem $(P(\lambda f))$ with $f(s) = s^4 - 10s^3 + 24s^2 + 36s + 1$, which satisfies (3.11) and is not convex. For this problem we have two symmetric solutions, u_λ and u^λ , and there are up to six solutions for some interval of λ . The minimal branch $\lambda \rightarrow u_\lambda$ is not continuous. The bifurcation diagram is given in Figure 17. ■

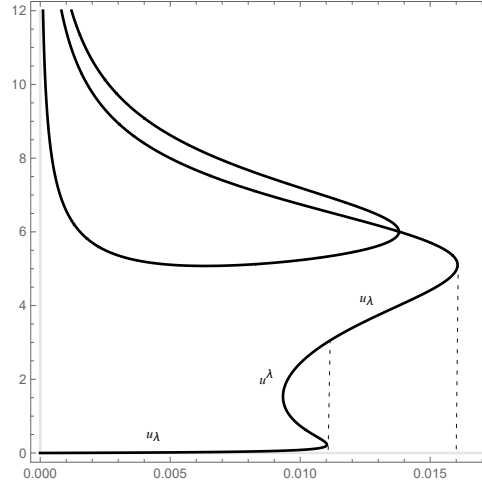


FIGURE 17. Branches of (λ, u) in Example 4.11. (λ, u_λ) is not continuous. $\lambda^* \simeq 0.0161546$, $u^* \simeq 5.1007955$.

In the next example we see that there is a convex function f for which there are infinitely many solutions for $(P(\lambda^* f))$.

Example 4.12. Let G be the graph given in Example 4.2 and the same Ω given there, and consider the Gelfand-type problem $(P(\lambda f))$ with f the C^1 and convex function

$$f(s) = \begin{cases} (s-1)^2 + 2(s-1) + 2, & 0 \leq s < 1, \\ 2s, & 1 \leq s \leq 2, \\ (s-2)^2 + 2(s-2) + 2, & s > 2. \end{cases}$$

The solutions must satisfy

$$\begin{cases} u(2) - \frac{1}{2}u(3) = \lambda f(u(2)), \\ u(3) - \frac{1}{2}u(2) = \lambda f(u(3)). \end{cases} \quad (4.10)$$

This problem has two symmetric branches of solutions, u_λ and u^λ . Problem $(P(\lambda^* f))$ has infinite solutions, see Figure 18. The bifurcation diagram is given in Figure 19. ■

4.2. The problem for power-like functions. Let us now see an example for $f(s) = (1+s)^2$. In this case we have that

$$g_1^{-1}(\lambda) = \frac{2\lambda}{1-2\lambda+\sqrt{1-4\lambda}} \leq u \leq g_2^{-1}(\lambda) = \frac{1-2\lambda+\sqrt{1-4\lambda}}{2\lambda},$$

for any solution to u to $(P(\lambda(1+s)^2))$, $0 < \lambda \leq \lambda^* \leq \frac{\lambda_m(\Omega)}{4}$. See Figure 20.

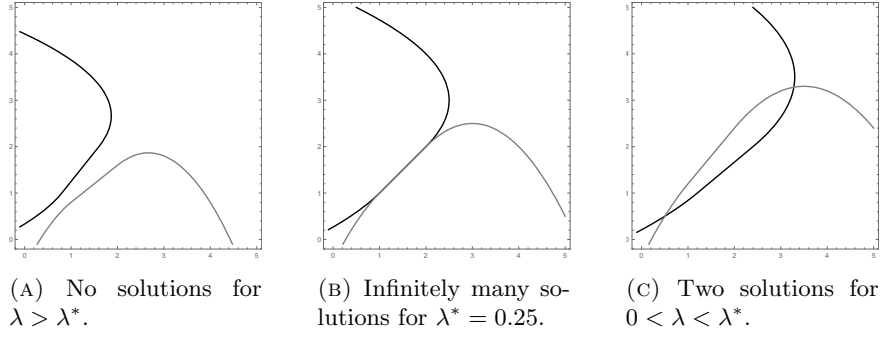
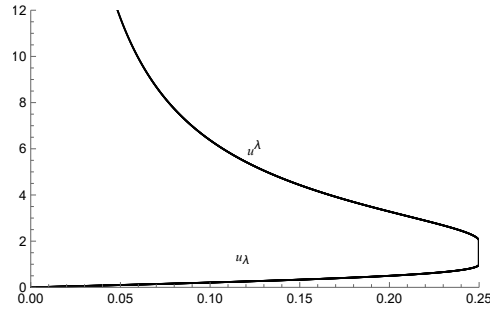
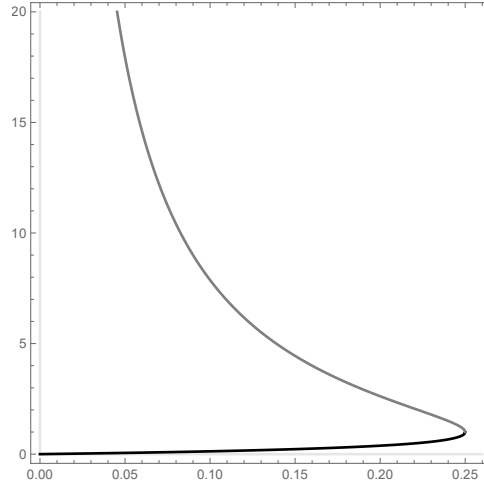


FIGURE 18. Solutions of (4.10).


 FIGURE 19. Branches of (λ, u) in Example 4.12. $\lambda^* \simeq 0.25$.

 FIGURE 20. $g_1^{-1}(\lambda)$ and $g_2^{-1}(\lambda)$ for $f(s) = (1 + s)^2$.

Example 4.13. Let G be the graph given in Example 4.2 and the same Ω given there, and consider the Gelfand-type problem $(P(\lambda(1 + s)^2))$. We have that u is a solution to

problem $(P(\lambda((1+s)^2)))$ if and only if it verifies

$$\begin{cases} -\Delta_{mG} u(2) = \lambda(1+u(2))^2, \\ -\Delta_{mG} u(3) = \lambda(1+u(3))^2, \\ u(1) = u(4) = 0, \end{cases}$$

which is equivalent to $u(1) = u(4) = 0$ and

$$\begin{cases} u(2) - \frac{1}{2}u(3) = \lambda(1+u(2))^2, \\ u(3) - \frac{1}{2}u(2) = \lambda(1+u(3))^2. \end{cases}$$

This problem has two symmetric branches of solutions, u_λ and u^λ for $0 < \lambda < \lambda^* = \frac{1}{8}$,

$$u_\lambda(2) = u_\lambda(3) = \frac{4\lambda}{1 - 2\lambda + \sqrt{1 - 8\lambda}},$$

$$u^\lambda(2) = u^\lambda(3) = \frac{1 - 4\lambda + \sqrt{1 - 8\lambda}}{4\lambda},$$

and, for $\lambda = \lambda^*$, $u^*(2) = u^*(3) = 1$. See Figure 21. ■

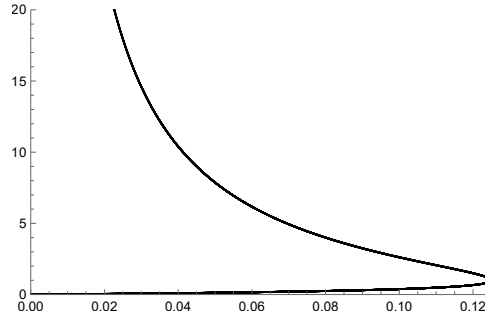


FIGURE 21. Branches of (λ, u) in Example 4.13.

In the next example we consider the same weighted graph but with $f(s) = 1 + s$, which is not strictly convex. We see the no existence of extremal solution.

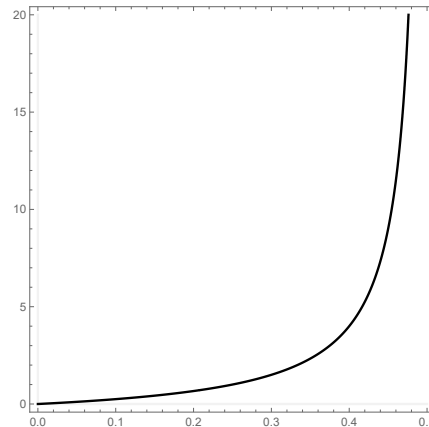
Example 4.14. Let G be the graph given in Example 4.2 and the same Ω given there, and consider the Gelfand-type problem $(P(\lambda(1+s)))$. It is easy to see that u is a solution of $(P(\lambda(1+s)))$ if and only

$$u(2) = u(3) = \frac{\lambda}{\frac{1}{2} - \lambda}.$$

Hence in this case, we have that

$$\lambda^* = \lambda_m(\Omega) = \frac{1}{2},$$

all the solutions are minimal, there is not extremal solution, see Figure 22. ■

FIGURE 22. Branch of (λ, u) in Example 4.14.

ACKNOWLEDGEMENTS

The first and third authors have been partially supported by Grant PID2022-136589NB-I00 funded by MCIN/AEI/10.13039/501100011033 and FEDER and by Grant RED2022-134784-T funded by MCIN/AEI/10.13039/501100011033. The second author is supported by (MCIU) Ministerio de Ciencia, Innovación y Universidades, Agencia Estatal de Investigación (AEI) and Fondo Europeo de Desarrollo Regional under Research Project PID2021-122122NB-I00 (FEDER) and by Junta de Andalucía FQM-116.

REFERENCES

- [1] A. Ambrosetti and D. Arcoya, *An Introduction to Nonlinear Functional Analysis and Elliptic Equations*. Progress in Nonlinear Differential Equations and Their Applications, Vol. 82, Birkhäuser, 2011.
- [2] F. Andreu-Vailló, J.M. Mazón, J.D. Rossi and J. Toledo, *Nonlocal Diffusion Problems*. Mathematical Surveys and Monographs, vol. 165. AMS, 2010.
- [3] D. Arcoya, J. Carmona and P. J. Martínez-Aparicio, *Gelfand type quasilinear elliptic problems with quadratic gradient terms*. Ann. Inst. H. Poincaré Anal. Non Linéaire **31**(2) (2014), 249–265.
- [4] F. Bauer and J. Jost, *Bipartite and neighborhood graphs and the spectrum of the normalized graph Laplace operator*. Comm. in Analysis and Geometry **21** (2013), 787–845.
- [5] F. Bauer, J. Jost and S. Liu, *Ollivier-Ricci Curvature and the spectrum of the normalized graph Laplace operator*. Math. Res. Lett. **19** (2012), 1185–1205.
- [6] H. Brezis, *Is there failure of the inverse function theorem? Morse theory, minimax theory and their applications to nonlinear differential equations*, 23–33, New Stud. Adv. Math., 1, Int. Press, Somerville, MA, 2003.
- [7] H. Brezis, *Functional Analysis, Sobolev Spaces and Partial Differential equations*. Universitext, Springer, 2011.
- [8] X. Cabré, *Regularity of minimizers of semilinear elliptic problems up to dimension 4*. Comm. Pure Appl. Math., **63** (2010), 1362–1380.
- [9] X. Cabré and A. Capella, *Regularity of radial minimizers and extremal solutions of semilinear elliptic equations*. J. Funct. Anal. **238** (2006), 709–733.
- [10] X. Cabré, A. Figalli, X. Ros-Oton and J. Serra, *Stable solutions to semilinear elliptic equations are smooth up to dimension 9*. Acta Math. **224** (2020), 187–252.
- [11] X. Cabré and X. Ros-Oton, *Regularity of stable solutions up to dimension 7 in domains of double revolution*. Comm. Partial Differential Equations, **38** (2013), 135–154.
- [12] X. Cabré and M. Sanchón, *Semi-stable and extremal solutions of reaction equations involving the p -Laplacian*. Comm. Pure Appl. An al. **6** (2007), 43–67.
- [13] J. Carmona, A. Molino and J.D. Rossi *The Gelfand problem for the 1-homogeneous p -Laplacian*. Adv. Nonlinear Anal. **8**(1) (2019), 545–558.
- [14] T. Cazenave, M. Escobedo and M.A. Pozio, *Some stability properties for minimal solutions of $-\Delta u = \lambda g(u)$* . Portugaliae Mathematica, **59** (2002).

- [15] S. Chandrasekhar, *An Introduction to the Study of Stellar Structure*. Dover Publ. Inc. New York (1985).
- [16] P. Clément, D.G. de Figueiredo and E. Mitidieri, *Quasilinear elliptic equations with critical exponents*. Topol. Methods Nonlinear Anal. **7**(1) (1996), 133–170.
- [17] R.M. Corless, D.J. Jeffrey, D.E. Knuth: A sequence of series for the Lambert W function. In: Proceedings of the 1997 international symposium on Symbolic and algebraic computation, pp. 197–204 (1997).
- [18] M.G. Crandall and P.H. Rabinowitz, *Some continuation and variational methods for positive solutions of nonlinear elliptic eigenvalue problems*. Arch. Ration. Mech. Anal. **58** (1975), 207–218.
- [19] L. Dupaigne, *Stable Solutions of Elliptic Partial Differential Equations*, Chapman and Hall/CRC Monogr. Surv. Pure Appl. Math. **143**, CRC Press, Boca Raton, 2011.
- [20] A. Elmoataz, O. Lezoray and S. Bogleux, *Nonlocal Discrete Regularization on Weighted Graphs: a framework for Image and Manifold Processing*. IEEE Transactions On Image Processing **17** (2008), 1047–1060.
- [21] D.A. Frank-Kamenetskii, *Diffusion and Heat Transfer in Chemical Kinetics*, New York: Plenum Press (1969).
- [22] J.García Azorero, I. Peral Alonso and J.-P. Puel, *Quasilinear problems with exponential growth in the reaction term*. Nonlinear Anal. **22**(4) (1994), 481–498.
- [23] I. M. Gelfand, *Some problems in the theory of quasilinear equations*, Section 15, due to G.I. Barenblatt, Amer. Math. Soc. Transl. (2) **29** (1963), 295–381; Russian original: Uspekhi Mat. Nauk **14** (1959), 87–158.
- [24] A. Grigoriyan, *Introduction to Analysis on Graphs*. University Lecture Series, 71. American Mathematical Society, Providence, RI, 2018.
- [25] J. Jacobsen. *Global bifurcation problems associated with K -Hessian operators*. Topol. Methods Nonlinear Anal. **14**(1) (1999), 81–130.
- [26] J. Jacobsen and K. Schmitt, *The Liouville–Bratu–Gelfand problem for radial operators*. J. Differential Equations **184**(1) (2002), 283–298.
- [27] D.D. Joseph and T.S. Lundgren, *Quasilinear Dirichlet problems driven by positive sources*. Arch. Rat. Mech. Anal. **49** (1973), 241–269.
- [28] H.B. Keller and D.S. Cohen, *Some positive problems suggested by nonlinear heat generation*. J. Math. Mech. **16** (1967), 1361–1376.
- [29] J. M. Mazón, M. Solera and J. Toledo, *The heat flow on metric random walk spaces*. J. Math. Anal. Appl. **483**, 123645 (2020), 53 pp.
- [30] J. M. Mazón, M. Solera and J. Toledo, *The total variation flow in metric random walk spaces*. Calc. Var. **59**, 29 (2020), 64 pp.
- [31] J. M. Mazón, M. Solera and J. Toledo, *Variational and Diffusion Problems in Random Walk Spaces*. Progress in Nonlinear Differential Equations and Their Applications, Vol. 103, Birkhäuser, 2023.
- [32] J. M. Mazón and J. Toledo, *Torsional rigidity in random walk spaces*. Siam J. Math. Anal. **56** (2024), 1604–1642.
- [33] A. Molino, *Gelfand type problem for singular quadratic quasilinear equations*. NoDEA Nonlinear Differential Equations Appl. **23**(5) (2016), Art. 56, 20 pp.
- [34] A. Molino and S. Segura de León, *Gelfand-type problems involving the 1-Laplacian operator*. Publ. Mat. **66** (2022), 269–304.
- [35] G. Nedev, *Regularity of the extremal solution of semilinear elliptic equations*. C. R. Acad. Sci. Paris Sér. I Math., **330** (2000), 997–1002.
- [36] Y. Ollivier, *Ricci curvature of Markov chains on metric spaces*. J. Funct. Anal. **256** (2009), 810–864.
- [37] X. Ros-Oton, *Regularity for the fractional Gelfand problem up to dimension 7*, J. Math. Anal. Appl. **419** (2014), 10–19.
- [38] X. Ros-Oton and J. Serra, *The extremal solution for the fractional Laplacian*, Calc. Var. Partial Differential Equations **50** (2014), 723–750.
- [39] M. Sanchón, *Boundedness of the extremal solution of some p -Laplacian problems*. Nonlinear Anal. **67**(1) (2007), 281–294.
- [40] M. Sanchón, *Regularity of the extremal solution of some nonlinear elliptic problems involving the p -Laplacian*, Potential Anal. **27** (2007), 217–224.
- [41] N.N. Semenov, *Thermal theory of combustion and explosion*. Phys. Usp., (3)**23** (1940), 251–292.
- [42] M. Solera and J. Toledo, *Nonlocal doubly nonlinear diffusion problems with nonlinear boundary conditions*. J. Evol. Equ. **23** (2023), no. 2, Paper No. 24, 83 pp.

- [43] F. J. Toledo. *On the convergence of infinite towers of powers and logarithms for general initial data: applications to Lambert W function sequences*. Rev. Real Acad. Cienc. Exactas Fis. Nat. Ser. A-Mat. (2022) 116:71, 15 pp.
- [44] S. Villegas, *Boundedness of extremal solutions in dimension 4*. Adv. Math., **235** (2013), 126–133.
- [45] Ya.B. Zeldovich, G.I. Barenblatt, V.B. Librovich, G.M. Makhviladze, *The Mathematical Theory of Combustion and Explosions*. Consultants Bureau [Plenum]. New York (1985).

J. M. MAZÓN: DEPARTAMENTO DE ANÁLISIS MATEMÀTICO, UNIVERSITAT DE VALÈNCIA, DR. MOLINER 50, 46100 BURJASSOT, SPAIN. mazon@uv.es

A. MOLINO: DEPARTAMENTO DE MATEMÁTICAS, FACULTAD DE CIENCIAS EXPERIMENTALES, UNIVERSIDAD DE ALMERIA, CTRA. DE SACRAMENTO SN. 04120, LA CAÑADA DE SAN URBANO, ALMERÍA, SPAIN. amolino@ual.es

J. TOLEDO: DEPARTAMENTO DE ANÁLISIS MATEMÀTICO, UNIVERSITAT DE VALÈNCIA, DR. MOLINER 50, 46100 BURJASSOT, SPAIN. toledo@uv.es