

PerSRV: Personalized Sticker Retrieval with Vision-Language Model

Heng Er Metilda Chee*
 xxe23@mails.tsinghua.edu.cn
 DCST, Tsinghua University, Beijing,
 China. Quan Cheng Laboratory, Jinan,
 China.

Jiayin Wang*
 JiayinWangTHU@gmail.com
 DCST, Tsinghua University
 Beijing, China

Zhiqiang Guo
 georgeguo.gzq.cn@gmail.com
 DCST, Tsinghua University
 Beijing, China

Weizhi Ma[†]
 mawz@tsinghua.edu.cn
 AIR, Tsinghua University
 Beijing, China

Min Zhang[†]
 z-m@tsinghua.edu.cn
 DCST, Tsinghua University, Beijing,
 China. Quan Cheng Laboratory, Jinan,
 China.

Abstract

Instant Messaging is a popular mean for daily communication, allowing users to send text and stickers. As the saying goes, "a picture is worth a thousand words", so developing an effective sticker retrieval technique is crucial for enhancing user experience. However, existing sticker retrieval methods rely on labeled data to interpret stickers, and general-purpose Vision-Language Models (VLMs) often struggle to capture the unique semantics of stickers. Additionally, relevance-based sticker retrieval methods lack personalization, creating a gap between diverse user expectations and retrieval results. To address these, we propose the **Personalized Sticker Retrieval with Vision-Language Model** framework, namely PerSRV, structured into offline calculations and online processing modules. The online retrieval part follows the paradigm of relevant recall and personalized ranking, supported by the offline pre-calculation parts, which are sticker semantic understanding, utility evaluation and personalization modules. Firstly, for sticker-level semantic understanding, we supervised fine-tuned LLaVA-1.5-7B to generate human-like sticker semantics, complemented by textual content extracted from figures and historical interaction queries. Secondly, we investigate three crowd-sourcing metrics for sticker utility evaluation. Thirdly, we cluster style centroids based on users' historical interactions to achieve personal preference modeling. Finally, we evaluate our proposed PerSRV method on a public sticker retrieval dataset from WeChat¹, containing 543,098 candidates and 12,568 interactions. Experimental results show that PerSRV significantly outperforms existing methods in multi-modal sticker retrieval. Additionally, our supervised fine-tuned VLM delivers notable improvements in sticker semantic understandings. The code²

and fine-tuned LLaVA model³ for sticker understanding are publicly available.

CCS Concepts

• **Information systems** → **Information retrieval**; **Personalization**.

Keywords

multi-modal search, personalization, sticker retrieval

ACM Reference Format:

Heng Er Metilda Chee, Jiayin Wang, Zhiqiang Guo, Weizhi Ma, and Min Zhang. 2025. PerSRV: Personalized Sticker Retrieval with Vision-Language Model. In *Proceedings of the ACM Web Conference 2025 (WWW '25)*, April 28-May 2, 2025, Sydney, NSW, Australia. ACM, New York, NY, USA, 11 pages. <https://doi.org/10.1145/3696410.3714772>

1 Introduction

As Instant Messaging (IM) becomes an increasingly dominant form of communication, stickers have emerged as a powerful visual tool for conveying emotions and sentiments that text alone cannot fully express. Offering a more nuanced and immediate form of interaction, stickers enrich the human communication experience. With their widespread use on platforms like WhatsApp [44], WeChat [43], and Telegram [37], the need for advanced sticker retrieval systems has become critical to support users in finding the right stickers efficiently.

Despite their growing significance, retrieving appropriate stickers poses several challenges. Traditional sticker retrieval systems largely depend on labels or corresponding utterances to understand sticker semantics, which creates a significant bottleneck. Furthermore, general Vision Language Models (VLMs) struggle to capture the unique, vibrant, human-like semantics of stickers. Additionally, relevance-based retrieval methods lack user preference modeling, leading to a mismatch between users' expected styles and the retrieved stickers. These limitations highlight the need for personalized sticker retrieval methods that can capture sticker semantics as well as user preferences.

*Both authors contributed equally to this research.

[†]Corresponding authors.

This work is supported by the Natural Science Foundation of China (Grant No. U21B2026, 62372260), Quan Cheng Laboratory (Grant No. QCLZD202301).

¹<https://algo.weixin.qq.com>

²<https://github.com/metildachee/persrv>



This work is licensed under a Creative Commons Attribution International 4.0 License.

³<https://huggingface.co/metchee/persrv>

Another promising aspect of advancing sticker retrieval systems is the development of sticker utility metrics. Understanding a sticker’s utility can enhance a sticker’s retrieval accuracy. However, since the sticker retrieval scenario starkly contrasts with image retrieval - with the former emphasizing emotional expression and the latter focusing on visual information, the traditional image quality evaluation metrics cannot be directly applied. Popularity is a common metric used in retrieval tasks; however, we aim to explore other sticker scenario-specific evaluation metrics that can effectively quantify a sticker’s quality beyond mere popularity. Specifically, we introduce, evaluate, and compare three utility metrics—Cross User Adaptability, Sticker Popularity, and Query Adaptability.

In this paper, we present PerSRV (**P**ersonalized **S**ticker **R**etrieval with **V**ision **L**anguage **M**odel), a framework integrated with multimodal semantic understanding, sticker utility evaluation and user preference modeling. Specifically, our contributions can be summarized as follows:

- We address the Personalized Sticker Retrieval task, which has not been well-studied before.
- We propose PerSRV, the first Vision-Language Model-based Personalized Sticker Retrieval method, structured into online recall and ranking processes, supported by offline modules for sticker semantic understanding, utility evaluation, and user preference modeling.
- Extensive experiments on a large-scale real-world dataset from WeChat demonstrate significant improvements in our method, outperforming both sticker retrieval baselines and VLM-based methods. Ablation studies confirm the effectiveness of our framework.

2 Related Work

We outline related work on sticker retrieval, personalized image search, image and sticker utility evaluation and large multimodal models.

2.1 Sticker Retrieval

Most previous research emphasizes the importance of data for sticker retrieval. SRS [11], PESRS [12] require corresponding utterances, while Lao et al. [22] rely on manually labeled emotions, sentiments, and reply keywords. CKES [4] annotates each sticker with a corresponding emotion. During sticker creation, Hike Messenger [21] tags conversational phrases to stickers. The reliance on data presents a significant limitation, as stickers without associated information are excluded from consideration.

Gao et al. [11] use a convolutional sticker encoder and self-attention dialog encoder for sticker-utterance representations, followed by a deep interaction network and fusion network to capture dependencies and output the final matching score. The method selects the ground truth sticker from a pool of sticker candidates and its successor PESRS [12] enhances this by integrating user preferences. Zhang et al. [48] perform this on recommendation tasks. CKES [4] introduces a causal graph to explicitly identify and mitigate spurious correlations during training. The PBR [45] paradigm enhances emotion comprehension through knowledge

distillation, contrastive learning, and improved hard negative sampling to generate diverse and discriminative sticker representations for better response matching in dialogues. PEGS [47], StickerInt [25] generate sticker information using multimodal models and selects sticker responses, but does not consider personalization. StickerCLIP [49] fine-tunes pretrained image encoders but does not consider personalization. In addition, many methods designed to rank stickers from top-k candidates face a significant drawback in real-world sticker retrieval scenarios, as they quickly become impractical when applied to larger datasets.

2.2 Personalized Image Search

Much work has been done on personalized image search. FedPAM [10] achieves personalized text-to-image retrieval through a lightweight personalized federated learning solution. Specifically, the top-k most similar text-image pairs are fetched from the private database and an attention-based module generates personalized representations. These updated representation includes client-specific information for text-to-image matching. CA-GCN [16] leverages user behavior data in a Graph Convolution Neural Network model to learn user and image embeddings simultaneously. The sparse user-image interaction data is augmented to consider similarities among images which improves retrieval performance. Unlike personalized image search, which focuses on retrieving specific images or objects, the main purpose of stickers are to convey an emotion or provide an expression. This fundamental difference highlights the need for tailored approaches in sticker retrieval that address emotional context rather than object recognition.

2.3 Image and Sticker Utility Evaluation

Sticker utility is a largely unexplored area. Unlike traditional image quality metrics such as SSIM and PSNR [26], which often focus on visual fidelity or perceived quality, a sticker’s utility is measured through its ability to express emotions and expressions. Moreover, since most stickers are derived from existing images, sticker reevaluation through these methods might be insignificant.

Ge, Jing [14] performed analysis to reveal that a sticker’s primary utility, among others, is to express emotions and convey behavior, action and attitude, however this is challenging to measure in stickers. Jiang et al. [17], A. T. Kariko et al. [18] indicates utilization augments personal happiness. Gygli, M et al. [15] observes interesting gifs gaining curiosity and attention, however this does not directly align with a sticker’s purpose of emotional expressiveness. Constantin, Mihai Gabriel, et al. [5] deciphers the visual concepts of affective value and emotions with dimension emotion space of valence, arousal and dominance. However, these are challenging to measure. Zhang et al. [47] employ Empathy-multimodal, Consistency, and Rank as key metrics to evaluate multimodal conversational responses. However, these metrics are inherently dependent on the conversational context. In contrast, we intend to explore sticker-independent metrics.

While popularity has been a widely used metric in retrieval tasks [35], our research seeks to quantitatively assess a sticker’s emotional expressiveness within the sticker-scenario.

2.4 Large Multimodal Models

LLMs, such as ChatGPT [1] [3], LLaMA [39], demonstrate powerful language capabilities, recent researches have extended LLMs to multimodal domains. Flamingo [2] exhibits promising zero-shot capabilities by adding a cross-attention layer. BLIP [24] [23], MiniGPT-4 [51] [50], MiniGPT-5 [50] and LLaVA [28] [27] uses a small intermediate model to bridge between the frozen vision encoder and the LLM. GILL [19] explores mapping LLM outputs into input space of vision decoder, empowering LLM’s image generation capabilities. InstructBLIP [6] and UniMC [41] leverages pretrained models to enhance generalization. These recent innovations enable more effective and nuanced communication through images, generating descriptive captions that align closer to the label. However, most existing research predominantly focuses on general images.

2.5 Sticker Datasets

Table 1: Sticker Datasets Overview. Of 8 datasets, 5 are unavailable. Amongst the remaining available 3 datasets, 2 are sparse and 1 lack user details. Restricted datasets require additional verification to be given access, annotated by the Res. label.

Dataset	Avail.	Details
StickerTag [40]	✗	13,571 sticker-tag pairs
StickerInt [25]	✗	1,578 dialogues, 1,025 stickers
MCDSCS [34]	✓	5,500 dialogues, 14,400 stickers
StickerCLIP [49]	✗	820,000 Chinese image-text
CSMSA [13]	Res.	16,000 stickers with labels
SER30K [29]	✓	30,739 stickers with sentiments
MOD [9]	✓	45,000 dialogues, 307 stickers
PESRS [12] SRS [11]	Res.	174,000 stickers, 340,000 context

We analyze eight sticker-related datasets. Of which, six datasets are not publicly available [40] [25] [49] [13] [12] [11]. Among the three available datasets, one contains only sticker-description pairs without search logs [29]. The remaining two are multi-dialogue datasets with, an average of, 1.36 and 2.03 stickers per user [34] [9]. These datasets are too sparse for user modeling and personalization. To the best of our knowledge, there is a lack of comparable suitable dataset for the personalized sticker retrieval task.

3 Personalized Sticker Retrieval with VLM

In this section, we present the proposed **Personalized Sticker Retrieval with Vision-Language Model** method, abbreviated as PerSRV.

We begin by introducing the problem settings in Section 3.1, followed by an overview of the framework in Section 3.2. The framework’s offline pre-calculation modules are then detailed in Section 3.3, 3.4, 3.5, and the online components are introduced in Section 3.6.

3.1 Problem Formulation

We address the standard personalized retrieval task in sticker scenarios. Given users’ historical query logs $\{(l_{q1}, l_{u1}, l_{s1}), \dots, (l_{qL}, l_{uL}, l_{sL})\}$, a query q from user u and a set of candidate stickers $S = \{s_1, \dots, s_t\}$,

the objective is to provide a selected rank list of stickers, prioritizing positive examples near the top.

3.2 Framework Overview

As shown in Figure 1, the *Personalized Sticker Retrieval with Vision-Language Model* framework is structured into offline pre-calculation and online processing stages. The offline stage consists of three key modules: Sticker Semantic Understanding, Sticker Utility Evaluation, and User Preference Modeling, discussed in Section 3.3, 3.4, 3.5. These pre-calculated features further feed into the online phase. In the online stage, PerSRV follows a standard two-step process of recall and ranking. First, it recalls utility-boosted semantic relevance stickers, then applies personalized style-based ranking. The details of this process are explained in Section 3.6.

3.3 Multi-modal Semantic Understanding

A critical aspect of semantic understanding is generating accurate, human-like descriptions for stickers, an area where previous sticker retrieval approaches and general VLMs fall short of. To achieve a more comprehensive semantic understanding, we leverage (1) Supervised Fine-tuned Vision Language Model to generate human-like keywords, (2) Optical Character Recognition (OCR) to capture textual content in stickers and (3) Historical Click Query Information for context integration. These three techniques are detailed below.

3.3.1 Vision-Language Model for Sticker Understanding. To model the overall semantics of stickers, we utilize Vision Language Model (VLM), specifically Llava-1.5-7b [28] for sticker understandings. Initially, we test the Llava’s in-context capabilities to generate human-like keywords using the following instruction:

Instruction for VLM to obtain sticker semantics

You are a sticker expert. Please carefully observe and understand the meanings that the sticker wants to convey and give a brief phrase or two that expresses the semantic meanings of this sticker.

However, experiments reveal that Llava alone is insufficient for capturing the nuanced, human-like keywords associated with stickers. These results are discussed further in Section 5.3. To improve performance, we supervised fine-tuned the VLM using Low-Rank Adaptation (LoRA) on the training set, with human click queries serving as ground truth for generating sticker keywords.

Additionally, we enhance these keywords with general image captions, including image descriptions and the emotions evoked by the sticker, using the following format for the general VLM.

This is a sticker. 1. Please describe the sticker in detail. 2. Also, describe the feelings it is meant to express. Use this format 1. | 2.

3.3.2 Optical Character Recognition for Textual Content Extraction. A significant attribute of many stickers is the inclusion of text within the image, which provides essential cues for accurately capturing semantic meaning.

We employ Optical Character Recognition (OCR), a well-established technique for extracting text from images [36]. Specifically, we use

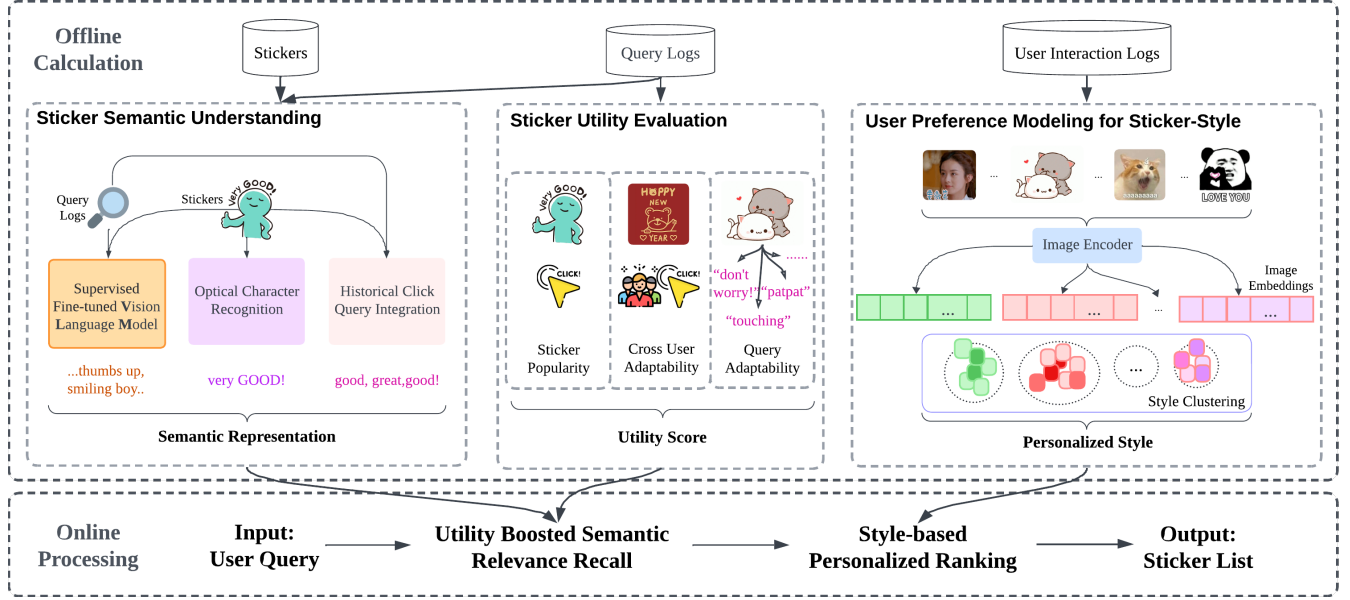


Figure 1: Overview of PerSRV. The framework is structured into offline calculation and online processing. The offline preparation has three modules: (1) *Multi-modal Sticker Semantic Understanding*; (2) *Sticker Utility Evaluation*; (3) *User Preference Modeling for Sticker-Style*. When an online query comes, PerSRV first recall semantically relevant, utility enhanced stickers and then rank according to user preference.

the open-source PaddleOCR model [7] to extract textual information from the stickers. For each candidate sticker, the model identifies any present text along with its recognition confidence score. After manual inspection, text with a confidence score above 0.7 is retained. After the OCR process, 73% (398,066 out of 543,098) of the stickers contain textual information from the image.

3.3.3 Query Integration from Historical Interactions. In retrieval scenarios, historical query logs offer an important dimension for capturing item semantics from real users in a collaborative filtering manner. To fully utilize the rich interaction logs and enhance the human-like semantic understanding of stickers, we integrate the associated queries corresponding to each sticker in the training set into the semantic understanding of stickers. This integration reflects real users’ contextual understanding, thereby enriching the semantic representation of the stickers.

3.4 Sticker Utility Evaluation

Besides semantic relevance requirements, another key factor for real-world retrieval systems is to provide high-quality results.

We investigate three crowd-sourcing driven factors for utility modeling. They are sticker popularity, cross user adaptability and query adaptability.

3.4.1 Sticker Popularity.

$$\text{Pop}_s = |\{c \in \text{Logs} : \text{clicks } c \text{ for sticker } s\}| \quad (1)$$

3.4.2 Cross User Adaptability.

$$\text{CrossUserAdapt}_s = |\{u \in \text{Users} : \text{user } u \text{ clicked on sticker } s\}| \quad (2)$$

3.4.3 Query Adaptability.

$$\text{QueryAdapt}_s = |\{q \in Q : \text{query } q \text{ matches } s\}| \quad (3)$$

The final score is calculated as follow,

$$U = \begin{bmatrix} \text{Pop}_s + \text{base} \cdot \mathbb{1}[\text{Pop}_s = 0] \\ \text{CrossUserAdapt}_s + \text{base} \cdot \mathbb{1}[\text{CrossUserAdapt}_s = 0] \\ \text{QueryAdapt}_s + \text{base} \cdot \mathbb{1}[\text{QueryAdapt}_s = 0] \end{bmatrix} \quad (4)$$

Then, the utility score can be expressed as,

$$\text{Utility}_s = \mathbf{w}^T \cdot \sqrt{\text{Norm}(U)} \quad (5)$$

3.5 User Preference Modeling for Sticker Styles

Personalization is a key factor in enhancing user experience within online systems [8]. In the PerSRV framework, personalization is achieved by modeling users’ preferred sticker styles, such as sticker series and included elements.

We utilize the pretrained image encoder, CLIP-cn [46], to extract 512x512 embedding representations of sticker images. Then, the k-means clustering method [20] is applied to the embedding sets of each user’s interacted stickers to identify style preferences. Each cluster contains a set of embeddings with a corresponding centroid. This centroid serves as the basis for the online style-based personalized ranking introduced in Section 3.6.2.

Case studies in Section 5.4.2 illustrate that this method can effectively model user preferences for sticker styles based on interaction history, and experiments in Section 5.2 verify that PerSRV’s personalization significantly improves downstream retrieval performance.

3.6 Online Sticker Retrieval enhanced with Offline Support

Table 2: PerSRV Notations

Symbol	Description
$Semantics_s$	Semantics of sticker s
$Utility_s$	Utility Evaluation of sticker s
$Recall Score_q(s)$	Recall Score for sticker s under query q
$Style_u$	Preferred Style Cluster for user u
$Preference Score_u(s)$	Preference Score of user u for sticker s
$Score_{u,q}(s)$	Ranking Score of user u , sticker s and query q

To support timely retrieval from the large number of candidates, we use a two-step approach when online queries arrive. They are the utility boosted semantic relevance recall and the style-based personalized ranking.

3.6.1 Utility Boosted Semantic Relevance Recall. PerSRV’s first aim is to recall relevant stickers for search queries. At the same time, we further add the sticker utility boosted factor in the recall phrase to ensure user experience. We use BM25 [33] to calculate the semantic relevance score between query and stickers. This is supported with the offline prepared sticker semantics from SFT VLM keywords, OCR texts and integrated queries. Then, the pre-calculated sticker-level utility score, defined in the earlier section, is integrated to enhance the recall process. Based on the above recall score, we obtain the top R (100) stickers from the large candidate sets.

$$Recall Score_q(s) = Relevance(q; Semantics_s) + Utility_s \quad (6)$$

$$\text{where } Semantics_s = \{VLM_s, VLM_d, OCR_s, QueryInteg_s\}, \quad (7)$$

$$Utility_s = \{Pop_s, CrossUserAdapt_s, QueryAdapt_s\}. \quad (8)$$

In the above equations, q is the online query and s represents each candidate sticker.

3.6.2 Style-based Personalized Ranking. After recalling the semantic relevance and high-utility stickers, we further prepare the ranked list with personalization, where we utilize the offline calculated user preference style clusterings.

User preference for each sticker is defined as the shortest distance between the sticker’s embedding and the centroids of the user’s style preferences, as calculated in Section 3.5. The preference score is computed according to the following equation:

$$Preference Score_u(s) = \min_{Style_u} Distance(Style_u, s) \quad (9)$$

Finally, we combine both the recall score and the preference score to compute the final score, which is used to rank the final stickers:

$$Score_{u,q}(s) = Recall Score_q(s)(1 + \alpha Preference Score_u(s)) \quad (10)$$

This approach allows for personalized ranking by factoring in both semantic relevance, high utility, and user style preferences.

4 Experimental Setup

4.1 Dataset

We introduce the public dataset from WeChat [42] with sticker as response in detail.

Table 3: Statistics of the WeChat dataset. The dataset has 543,098 stickers and 12,568 user-query-sticker logs.

Field	Number
# Stickers	543,098
# User-Query-Sticker	12,568
# Unique User-Query Pairs	2,308
# Unique Queries	1,891

We utilize the public large-scale user query interaction dataset with stickers from one of the most popular messaging apps. As shown in Table 3, there are 543,098 stickers, 12,569 interactions, and 8 users. We randomly extract 80% of the interactions for training and reserve the remaining 20% for testing and validation.

4.2 Evaluation Metrics

Following the challenge [42], we employ multi-mean reciprocal ranking M-MMR@ k as an evaluation metric, which measures the relative ranking position of positive responses. Following a previous study [11], we also employ recall $R@k$ as an evaluation metric, which measures if the positive responses are ranked in the top k candidates.

4.3 Parameter Setting

For VLM SFT, we use 5 epochs with a learning rate of 0.0001 and a training batch size of 2. The confidence score threshold used in the semantic understanding component is 0.7. To determine the hyperparameters, we employed a grid-based stepwise approach.

4.4 Model Selection

- **Sticker Semantic Understanding:** LLaVA-1.5b [26]. A novel pre-trained large multimodal model that combines a vision encoder and Vicuna for general-purpose visual and language understanding.
- **Image Encoder:** CLIP-cn [46]. Adopted by prior work, such as StickerCLIP. [49]
- **Text Encoder:** Text2Vec [30]. A highly used tool with over 876k downloads on Hugging Face.
- **OCR:** PaddleOCR [7]. OCR tool has demonstrated broad usage and utility, with 371k downloads per month.

4.5 Baseline Details

- **Global Pop, User Pop:** [35] count the occurrence of most common stickers globally and user-level to generate a list of stickers.
- **BM25:** [33] ranks documents based on the relevance of term frequency and inverse document frequency.
- **BM25(+OCR):** [33] performs the same as before but includes OCR text.

- **BLIP2**: [23] aligns visual and textual information through efficient pre-training. We translated the English captions into Chinese using the Opus-MT-en-zh model [38].
- **CLIP-cn**: [46] uses contrastive learning to align images and text in a shared embedding space. We input sticker images and collect 512x512 image embeddings.
- **SRS**: [11] matches sticker image features with multi-turn dialog context using convolutional and self-attention encoders. The open-source model EmojiLM [32] generate the required emoji annotations using our captured semantics.

We also surveyed other suitable methods as baselines [25, 49], but they were not available for evaluation during the publish of this paper.

5 Experimental Result

In the following subsections, we aim to answer the following questions:

- **Q1**: What is the overall performance of PerSRV compared with all baselines?
- **Q2**: What is the effect of each module in PerSRV?
- **Q3**: How effective is VLM in sticker comprehension?
- **Q4**: How effective are the proposed sticker quality metrics?

5.1 Overall Results (Q1)

For research question **RQ1**, we evaluated the performance of our model alongside various baseline methods across multiple metrics, as detailed in Table 4. We split our baselines into popularity, text, general-VLM, and sticker-based methods to conduct a comprehensive comparison of our proposed method.

The popularity-based approaches [35] demonstrated limited effectiveness, with the Global Popularity method achieving a maximum M-MRR@20 score of only 0.0015, while the User Popularity method fared slightly better at 0.0028 for M-MRR@20. Similarly, general VLM-based approaches [23] [46] yielded modest results, with CLIP-cn reaching just 0.0072 at M-MRR@5. In contrast, the SRS method [11] showed moderate performance, attaining an M-MRR@20 score of 0.0087. Notably, text-based approaches exhibited significantly higher performance, with the BM25 (Query+OCR) method [33] achieving an impressive M-MRR@20 of 0.2772.

Our proposed method, PerSRV, outperformed all baseline methods, achieving an outstanding M-MRR@20 of 0.3020—approximately **8.95%** higher than the second-best method—and demonstrating a remarkable **19%** improvement in M-MRR@1. This validates the effectiveness of method on the sticker retrieval task.

5.2 Ablation Study (Q2)

In this section, we address **RQ2**. Specifically, we remove personalization component from the framework, as shown in Table 5. Removing the Personalization Ranking resulted in substantial performance drops across several key metrics, with M-MRR@10 and Recall@10 decreasing by approximately 14.58%, M-MRR@20 decreasing by 9.06%, Recall@20 decreasing by 6.30%, and M-MRR@1 showing a decrease of 7.32%. This underscores the critical role of personalization in sticker retrieval, demonstrating that tailored approaches significantly enhance user engagement and satisfaction, leading to enhanced retrieval outcomes. In addition, multi-MRR

consistently improves with the inclusion of each component, validating the effectiveness of our framework design.

5.3 Analysis on Vision-Language Model (Q3)

To address **RQ3**, we quantitatively assess the performance of the visual language model (VLM) through two key evaluations. We compare the keywords generated by both the base VLM and the SFT VLM.

We utilize the BLEU [31] score to evaluate the proximity of the generated keywords to the ground truth. To investigate OCR text influence on the SFT model, we differentiated between stickers with and without OCR text; this is indicated by the two extra columns: *BLEU w/o Text* and *BLEU w/ Text*. Column *w/o Text* indicates BLEU score evaluation on sticker candidates without text and column *w/ Text* indicates BLEU score evaluation on sticker candidates with sticker text. As shown in Table 6, our SFT model exhibits a remarkably higher BLEU score across all categories. Specifically, the SFT model demonstrates an astounding performance increase of approximately 1.2 billion folds compared to the base model, indicating a significant improvement in keyword generation quality.

To complement the BLEU score, which may not fully capture the semantic relationships between words, we employ cosine similarity as an additional evaluation metric. Similarly, to investigate the OCR text influence on the SFT model, we differentiated between stickers with and without OCR text with the two extra columns. The SFT VLM shows a substantial increase in similarity both with and without utilizing OCR text; specifically SFT VLM demonstrates an approximate **80%** increase across different categories.

Collectively, the results from both the BLEU and cosine similarity metrics emphasize that the SFT VLM demonstrates a strong quantitative ability to generate effective sticker keywords, particularly for the large amount of stickers lacking labels or utterances.

We observe that the difference between the base and SFT models is more pronounced when using the BLEU score metric. This is most likely because BLEU score is stricter, requiring direct overlap between text matches. In contrast, cosine similarity tends to be more forgiving, as it only requires words to be semantically similar.

Lastly, we showcase our method’s semantic understanding of stickers. Case study A.1, Figure 4 demonstrates the semantic understanding capabilities of both the base and SFT VLM for a sticker with and without OCR text. The figure highlights the multi-layered progression of semantic comprehension, starting from shallow layers like general descriptions to emotions elicitation, to more precise, contextually rich keywords generated by the SFT model. The blue box are description and emotions elicited from the VLM. As shown in Figure 4, the base model is unable to generate an accurate prediction whereas the VLM model is able to precisely generate the keywords, as indicated by the green tick.

Moreover, the SFT model demonstrates its effectiveness by accurately predicting the actual keywords, despite it being different than the OCR text. This showcases its robustness independence of the OCR text. This underscores the SFT VLM’s capability to improving the retrieval process by generating more accurate and semantically relevant keywords.

Table 4: Baseline Evaluation Comparison. Our proposed method, PerSRRV, achieved the highest performance among all evaluated methods. Text-based approaches ranked second, while general VLM and popularity-based methods exhibited the lowest performance. The statistical significance of differences observed between the performance of two runs is tested using a two-tailed paired t-test and is denoted using * for significance at $\alpha = 0.05$ and ** for significance at $\alpha = 0.01$. We bold the best results and underline the second best.

		M-MRR@1	R@1	M-MRR@5	R@5	M-MRR@10	R@10	M-MRR@20	R@20
Popularity-based	Global Pop	0.0000	0.0000	0.0009	0.0006	0.0013	0.0012	0.0015	0.0024
	User Pop	0.0011	0.0011	0.0022	0.0015	0.0025	0.0027	0.0028	0.0037
Text-based	BM25	0.0097	0.0097	0.0418	0.0364	0.0494	0.0535	0.0494	0.0535
	BM25 (+OCR)	<u>0.0852</u>	<u>0.0852</u>	<u>0.2414</u>	<u>0.1804</u>	<u>0.2682</u>	<u>0.2269</u>	<u>0.2772</u>	<u>0.2726</u>
General VLM	BLIP2	0.0000	0.0000	0.0005	0.0003	0.0011	0.0014	0.0012	0.0021
	CLIP-cn	0.0021	0.0021	0.0072	0.0060	0.0078	0.0087	0.0087	0.0123
Sticker Ranking	SRS	0.0064	0.0015	0.0086	0.0051	0.0102	0.0096	0.0115	0.0175
Ours	PerSRV	0.1014**	0.1014**	0.2673**	0.1889**	0.2938**	0.2326**	0.3020**	0.2736**

Table 5: Ablation Experiments. We short-form M-MMR as M. Effects of modules are compounded.

Module	M@1	R@1	M@10	R@10	M@20	R@20
<i>Semantic Understanding</i>						
1. OCR	0.0734	0.0734	0.2419	0.2062	0.2509	0.2525
2. 1+Hist	0.0852	0.0852	0.2682	0.2269	0.2772	0.2726
3. 2+VLM	0.0874	0.0874	0.2716	0.2265	0.2808	0.2717
<i>Utility Evaluation</i>						
4. 3+Util.	0.0885	0.0885	0.2722	0.2265	0.2814	0.2740
<i>Personalization</i>						
5. 4+Pers.	0.1014	0.1014	0.2938	0.2326	0.3020	0.2736

Table 6: BLEU and embedding cosine similarity scores for comparison of base and SFT VLM. The SFT model demonstrates an astounding performance increase across all categories. As the BLEU score from the base model is relatively insignificant, (i.e. 3×10^{-10}), we have omitted it from the table.

Model	Overall	w/o Text	w/ Text
<i>Keywords BLEU Score</i>			
Base	0.0000	0.0000	0.0000
SFT	0.3625**	0.3829**	0.3580**
<i>Keywords Embedding Cosine Similarity</i>			
Base	0.3756	0.3757	0.3755
SFT	0.6863**	0.6979**	0.6837**

5.4 Case Study (Q4)

5.4.1 Vision-Language Model. We present concrete examples from our dataset that highlight the improvements achieved with the PerSRV model. Case study A.2 Figure 5 shows a sticker retrieval case focusing on image emotion and description prompting. First,

we prompt the VLM to generate both sticker descriptions and associated emotions. The VLM’s response is placed in the dark blue container, with the relevant responses highlighted in orange and light blue. Secondly, stickers are retrieved based on the generated prompt. Without sticker description and emotions context, the query “Want to cry, but no tears come” fails to retrieve the ground truth sticker. However, the inclusion of VLM output retrieves the ground truth sticker successfully in the first position. This underscores the importance of offline image description generation and emotion elicitation for more accurate and efficient sticker retrieval.

5.4.2 Personalization. In Figure 2, we show the significance of personalization in downstream task. By considering User 1’s preferences, we observe a marked increase in the relevance of retrieved sticker candidates, which are closely aligned with the user’s ground truths.

5.4.3 Quality Score. Figure 3 highlights the impact of sticker utility metrics on sticker retrieval. The top row is retrieval without quality score and the bottom row integrates quality score. In this instance, the ground truth improved its ranking from the 4th position to the 1st position, as indicated by the green arrow, demonstrating the effectiveness of the quality score metrics generated by PerSRV. This significant enhancement in relevance underscores the capability of the quality score to elevate the most pertinent sticker candidates.

6 Discussion

6.1 Inference Time Evaluation

Table 7 evaluates inference times across baselines, showing that PerSRV outperforms traditional methods with significantly lower latency. While models like SRS have longer inference times, PerSRV ensures fast query processing, essential for smooth real-time sticker retrieval.

Sticker Personalization



Figure 2: Example of sticker retrieval with user style preference. User prefers a classic Disney character; in the retrieval task, this preference is considered.

Quality Score

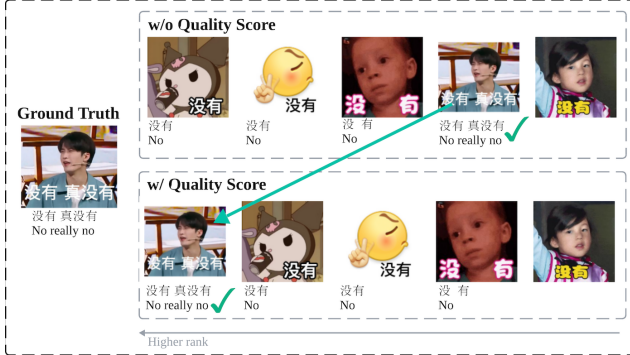


Figure 3: Example of quality score ablation generated by PerSRV, illustrating the effectiveness of the quality score metrics.

Table 7: Evaluation of inference times for different baselines.

	M-MRR@10	Inference Time/query (s)
BLIP2 + Opus	0.0010	0.0549
CLIP-cn	0.0068	0.0914
SRS	0.0102	0.1103
PerSRV	0.2722	0.0541

6.2 Extensibility

The PerSRV framework demonstrates notable extensibility, demonstrating a robust solution for sticker retrieval applications. In contrast to conventional systems, which rely heavily on labeled data or user utterances—two significant bottlenecks in retrieval tasks—our method utilizes Vision-Language Models (VLMs). This approach effectively obviates the need for such requirements, thereby streamlining the deployment process and mitigating potential data concerns by minimizing the dependence on sensitive user information. Moreover, PerSRV’s method emphasizes efficient data management, as the majority of data preparation occurs offline. The method also requires minimal training time, which enhances its adaptability across various user contexts and applications.

6.3 Future Work

Our current work is constrained by the limited scope of our dataset and the lack of comparable datasets. Future efforts could focus on expanding data sources to increase diversity and improve generalizability. Addressing fairness and mitigating biases will be crucial to ensure the system is inclusive and equitable. Additionally, incorporating temporal dynamics will help capture and adapt to evolving user behaviors. Finally, conducting user experiments will provide valuable real-world insights, enabling deeper understanding of user satisfaction and guiding further refinements.

7 Conclusion

In this work, we address the Personalized Sticker Retrieval task, which has not been well studied before. We propose PerSRV, the first Vision-Language Model-based Personalized Sticker Retrieval method, structured into online recall and ranking processes, supported by offline modules for sticker semantic understanding, utility evaluation, and user preference modeling. Extensive experiments on a large-scale real-world dataset from WeChat demonstrate the significant improvements of our method, outperforming both sticker retrieval baselines and VLM-based methods. Ablation studies confirm the effectiveness of our framework designs.

Furthermore, we emphasize the role of personalization in enhancing user experience, tailoring sticker retrieval to individual preferences and thereby improving overall satisfaction. Through comprehensive experiments, we demonstrate the practicality and effectiveness of our system, achieving significantly better performance compared to existing methods.

We believe that our findings can pave the way for further sticker retrieval work. Our work not only contributes to the existing body of knowledge but also lays the groundwork for future advancements in personalized sticker retrieval works.

References

- [1] Josh Achiam, Steven Adler, Sandhini Agarwal, and Others. 2024. GPT-4 Technical Report. arXiv:2303.08774 [cs.CL] <https://arxiv.org/abs/2303.08774>
- [2] Jean-Baptiste Alayrac, Jeff Donahue, Pauline Luc, Antoine Miech, Iain Barr, Yana Hasson, Karel Lenc, Arthur Mensch, Katherine Millican, Malcolm Reynolds, Roman Ring, Eliza Rutherford, Serkan Cabi, Tengda Han, Zhitao Gong, Sina Samangooei, Marianne Monteiro, Jacob L. Menick, Sebastian Borgeaud, Andy Brock, Aida Nematzadeh, Sahand Sharifzadeh, Mikolaj Binkowski, Ricardo Barreira, Oriol Vinyals, Andrew Zisserman, and Karén Simonyan. 2022. Flamingo: a Visual Language Model for Few-Shot Learning. In *Advances in Neural Information Processing Systems*, S. Koyejo, S. Mohamed, A. Agarwal, D. Belgrave, K. Cho, and A. Oh (Eds.), Vol. 35. Curran Associates, Inc., 23716–23736. https://proceedings.neurips.cc/paper_files/paper/2022/file/960a127bc7fbf0177cccbb411a7d800-Paper-Conference.pdf
- [3] Yupeng Chang, Xu Wang, Jindong Wang, Yuan Wu, Linyi Yang, Kaijie Zhu, Hao Chen, Xiaoyuan Yi, Cunxiang Wang, Yidong Wang, et al. 2024. A survey on evaluation of large language models. *ACM Transactions on Intelligent Systems and Technology* 15, 3 (2024), 1–45.
- [4] Jiali Chen, Yi Cai, Ruohang Xu, Jiexin Wang, Jiayuan Xie, and Qing Li. 2024. Deconfounded Emotion Guidance Sticker Selection with Causal Inference. In *ACM Multimedia* 2024.
- [5] Mihai Gabriel Constantin, Miriam Redi, Gloria Zen, and Bogdan Ionescu. 2019. Computational understanding of visual interestingness beyond semantics: literature survey and analysis of covariates. *ACM Computing Surveys (CSUR)* 52, 2 (2019), 1–37.
- [6] Wenliang Dai, Junnan Li, Dongxu Li, Anthony Meng Huat Tiong, Junqi Zhao, Weisheng Wang, Boyang Li, Pascale Fung, and Steven Hoi. 2024. InstructBLIP: towards general-purpose vision-language models with instruction tuning. In *Proceedings of the 37th International Conference on Neural Information Processing Systems* (New Orleans, LA, USA) (NIPS '23). Curran Associates Inc., Red Hook, NY, USA, Article 2142, 18 pages.
- [7] Yuning Du, Chenxia Li, Ruoyu Guo, Xiaoting Yin, Weiwei Liu, Jun Zhou, Yifan Bai, Zilin Yu, Yehua Yang, Qingqing Dang, and Haoshuang Wang. 2020. PP-OCR: A Practical Ultra Lightweight OCR System. arXiv:2009.09941 [cs.CV] <https://arxiv.org/abs/2009.09941>
- [8] Haiyan Fan and Marshall Scott Poole. 2006. What is personalization? Perspectives on the design and implementation of personalization in information systems. *Journal of Organizational Computing and Electronic Commerce* 16, 3–4 (2006), 179–202.
- [9] Zhengcong Fei, Zekang Li, Jinchao Zhang, Yang Feng, and Jie Zhou. 2021. Towards expressive communication with internet memes: A new multimodal conversation dataset and benchmark. *arXiv preprint arXiv:2109.01839* (2021).
- [10] Yueying Feng, Fan Ma, Wang Lin, Chang Yao, Jingyuan Chen, and Yi Yang. 2024. FedPAM: Federated Personalized Augmentation Model for Text-to-Image Retrieval. In *Proceedings of the 2024 International Conference on Multimedia Retrieval*. 1185–1189.
- [11] Shen Gao, Xiuying Chen, Chang Liu, Li Liu, Dongyan Zhao, and Rui Yan. 2020. Learning to Respond with Stickers: A Framework of Unifying Multi-Modality in Multi-Turn Dialog. In *Proceedings of The Web Conference 2020 (WWW '20)*. 1138–1148. <https://doi.org/10.1145/3366423.3380191>
- [12] Shen Gao, Xiuying Chen, Li Liu, Dongyan Zhao, and Rui Yan. 2021. Learning to Respond with Your Favorite Stickers: A Framework of Unifying Multi-Modality and User Preference in Multi-Turn Dialog. *ACM Trans. Inf. Syst.* 39, 2, Article 12 (Feb. 2021), 32 pages. <https://doi.org/10.1145/3429980>
- [13] Feng Ge, Weizhao Li, Haopeng Ren, and Yi Cai. 2022. Towards exploiting sticker for multimodal sentiment analysis in social media: A new dataset and baseline. In *Proceedings of the 29th International Conference on Computational Linguistics*. 6795–6804.
- [14] Jing Ge. 2020. The Anatomy of Memetic Stickers: An Analysis of Sticker Competition on Chinese Social Media.. In *ICWSM Workshops*.
- [15] Michael Gygli and Mohammad Soleymani. 2016. Analyzing and Predicting GIF Interestingness. In *Proceedings of the 24th ACM International Conference on Multimedia (Amsterdam, The Netherlands) (MM '16)*. Association for Computing Machinery, New York, NY, USA, 122–126. <https://doi.org/10.1145/2964284.2967195>
- [16] Xiaowei Jia, Handong Zhao, Zhe Lin, Ajinkya Kale, and Vipin Kumar. 2020. Personalized image retrieval with sparse graph representation learning. In *Proceedings of the 26th ACM SIGKDD international conference on knowledge discovery & data mining*. 2735–2743.
- [17] Julie Jiang, Ron Dotsch, Mireia Triguero Roura, Yozen Liu, Vítor Silva, Maarten W. Bos, and Francesco Barbieri. 2023. Reciprocity, Homophily, and Social Network Effects in Pictorial Communication: A Case Study of Bitmoji Stickers. In *Proceedings of the 2023 CHI Conference on Human Factors in Computing Systems* (Hamburg, Germany) (CHI '23). Association for Computing Machinery, New York, NY, USA, Article 675, 14 pages. <https://doi.org/10.1145/3544548.3580990>
- [18] Abdul Aziz Turhan Kariko and Nonny Anasih. 2019. Laughing at one's self: A study of self-reflective internet memes. In *Journal of physics: conference series*, Vol. 1175. IOP Publishing, 012250.
- [19] Jing Yu Koh, Daniel Fried, and Russ R Salakhutdinov. 2024. Generating images with multimodal language models. *Advances in Neural Information Processing Systems* 36 (2024).
- [20] K. Krishna and M. Narasimha Murty. 1999. Genetic K-means algorithm. *IEEE Transactions on Systems, Man, and Cybernetics, Part B (Cybernetics)* 29, 3 (1999), 433–439.
- [21] Abhishek Laddha, Mohamed Hanoosh, Debdoot Mukherjee, Parth Patwa, and Ankur Narang. 2020. Understanding chat messages for sticker recommendation in messaging apps. In *Proceedings of the AAAI Conference on Artificial Intelligence*, Vol. 34. 13156–13163.
- [22] Yingying Lao, Tomoya Kishida, Junqi Zhao, and Dongli Han. 2022. A Practical and Emotional Response Technique: Context-Based Sticker Suggestion Model on the Line App. In *Proceedings of the 8th International Conference on Frontiers of Educational Technologies (Yokohama, Japan) (ICFET '22)*. Association for Computing Machinery, New York, NY, USA, 162–168. <https://doi.org/10.1145/3545862.3545889>
- [23] Junnan Li, Dongxu Li, Silvio Savarese, and Steven Hoi. 2023. Blip-2: Bootstrapping language-image pre-training with frozen image encoders and large language models. In *International conference on machine learning*. PMLR, 19730–19742.
- [24] Junnan Li, Dongxu Li, Caiming Xiong, and Steven Hoi. 2022. Blip: Bootstrapping language-image pre-training for unified vision-language understanding and generation. In *International conference on machine learning*. PMLR, 12888–12900.
- [25] Bin Liang, Bingbing Wang, Zhixin Bai, Qiwei Lang, Mingwei Sun, Kaiheng Hou, Lanjun Zhou, Ruifeng Xu, and Kam-Fai Wong. 2024. Reply with Sticker: New Dataset and Model for Sticker Retrieval. arXiv:2403.05427 [cs.MM] <https://arxiv.org/abs/2403.05427>
- [26] Weisi Lin and C-C Jay Kuo. 2011. Perceptual visual quality metrics: A survey. *Journal of visual communication and image representation* 22, 4 (2011), 297–312.
- [27] Haotian Liu, Chunyuan Li, Yuheng Li, and Yong Jae Lee. 2023. Improved Baselines with Visual Instruction Tuning.
- [28] Haotian Liu, Chunyuan Li, Qingyang Wu, and Yong Jae Lee. 2023. Visual Instruction Tuning. In *NeurIPS*.
- [29] Shengzhe Liu, Xin Zhang, and Jufeng Yang. 2022. SER30K: A large-scale dataset for sticker emotion recognition. In *Proceedings of the 30th ACM International Conference on Multimedia*. 33–41.
- [30] Xu Ming. 2022. *text2vec: A Tool for Text to Vector*. <https://github.com/shibing624/text2vec>
- [31] Kishore Papineni, Salim Roukos, Todd Ward, and Wei-Jing Zhu. 2002. Bleu: a method for automatic evaluation of machine translation. In *Proceedings of the 40th annual meeting of the Association for Computational Linguistics*. 311–318.
- [32] Letian Peng, Zilong Wang, Hang Liu, Zihan Wang, and Jingbo Shang. 2023. EmojilM: Modeling the New Emoji Language. *arXiv preprint arXiv:2311.01751* (2023).
- [33] Stephen Robertson, Hugo Zaragoza, et al. 2009. The probabilistic relevance framework: BM25 and beyond. *Foundations and Trends® in Information Retrieval* 3, 4 (2009), 333–389.
- [34] Yuanchen Shi and Fang Kong. 2024. Integrating Stickers into Multimodal Dialogue Summarization: A Novel Dataset and Approach for Enhancing Social Media Interaction. In *Proceedings of the 32nd ACM International Conference on Multimedia*. 9525–9534.
- [35] Harald Steck. 2011. Item popularity and recommendation accuracy. In *Proceedings of the fifth ACM conference on Recommender systems*. 125–132.
- [36] Nishant Subramani, Alexandre Matton, Malcolm Greaves, and Adrian Lam. 2021. A Survey of Deep Learning Approaches for OCR and Document Understanding. arXiv:2011.13534 [cs.CL] <https://arxiv.org/abs/2011.13534>
- [37] Telegram Blog. 2024. Telegram Sticker Maker. <https://telegram.org/blog/sticker-maker/fa?setln=en> [Online; accessed February 4, 2025].
- [38] Jörg Tiedemann and Santhosh Thottingal. 2020. OPUS-MT-building open translation services for the world. In *Proceedings of the 22nd annual conference of the European Association for Machine Translation*. 479–480.
- [39] Hugo Touvron, Thibaut Lavril, Gautier Izacard, Xavier Martinet, Marie-Anne Lachaux, Timothée Lacroix, Baptiste Rozière, Naman Goyal, Eric Hambro, Faisal Azhar, Aurelien Rodriguez, Armand Joulin, Edouard Grave, and Guillaume Lample. 2023. LLaMA: Open and Efficient Foundation Language Models. arXiv:2302.13971 [cs.CL] <https://arxiv.org/abs/2302.13971>
- [40] Bingbing Wang, Bin Liang, Chun-Mei Feng, Wangmeng Zuo, Zhixin Bai, Shijue Huang, Kam-Fai Wong, Xi Zeng, and Ruifeng Xu. 2024. Towards Real-World Stickers Use: A New Dataset for Multi-Tag Sticker Recognition. *arXiv preprint arXiv:2403.05428* (2024).
- [41] Junjie Wang, Ping Yang, Ruyi Gan, Yuxiang Zhang, Jiaying Zhang, and Tetsuya Sakai. 2023. Zero-Shot Learners for Natural Language Understanding via a Unified Multiple-Choice Perspective. *IEEE Access* (2023).
- [42] WeChat. 2024. 2024 National Information Retrieval Challenge Cup (CCIR Cup). <https://algo.weixin.qq.com/> Accessed: 2024-10-09.
- [43] WeChat Help Center. 2024. Using Stickers on WeChat. <https://help.wechat.com/cgi-bin/micromsg-bin/oshelpcenter?opcode=2&lang=en&plat=ios&id=1208117b2mai141024nu67FJ> [Online; accessed February 4, 2025].
- [44] WhatsApp Support. 2024. Using Stickers on WhatsApp. https://faq.whatsapp.com/639551827594474/?helpref=uf_share [Online; accessed February 4, 2025].

- [45] Wuyou Xia, Shengzhe Liu, Qin Rong, Guoli Jia, Eunil Park, and Jufeng Yang. [n. d.]. Perceive before Respond: Improving Sticker Response Selection by Emotion Distillation and Hard Mining. In *ACM Multimedia 2024*.
- [46] An Yang, Junshu Pan, Junyang Lin, Rui Men, Yichang Zhang, Jingren Zhou, and Chang Zhou. 2023. Chinese CLIP: Contrastive Vision-Language Pretraining in Chinese. *arXiv:2211.01335 [cs.CV]* <https://arxiv.org/abs/2211.01335>
- [47] Yiqun Zhang, Fanheng Kong, Peidong Wang, Shuang Sun, Lingshuai Wang, Shi Feng, Daling Wang, Yifei Zhang, and Kaisong Song. 2024. StickerConv: Generating Multimodal Empathetic Responses from Scratch. *arXiv preprint arXiv:2402.01679* (2024).
- [48] Zhixin Zhang, Yeshuang Zhu, Zhengcong Fei, Jinchao Zhang, and Jie Zhou. 2022. Selecting Stickers in Open-Domain Dialogue through Multitask Learning. In *Findings of the Association for Computational Linguistics: ACL 2022*, Smaranda Muresan, Preslav Nakov, and Aline Villavicencio (Eds.). Association for Computational Linguistics, Dublin, Ireland, 3053–3060. <https://doi.org/10.18653/v1/2022.findings-acl.241>
- [49] Sijie Zhao, Yixiao Ge, Zhongang Qi, Lin Song, Xiaohan Ding, Zehua Xie, and Ying Shan. 2023. Sticker820k: Empowering interactive retrieval with stickers. *arXiv preprint arXiv:2306.06870* (2023).
- [50] Kaizhi Zheng, Xuehai He, and Xin Eric Wang. 2023. Minigpt-5: Interleaved vision-and-language generation via generative vokens. *arXiv preprint arXiv:2310.02239* (2023).
- [51] Deyao Zhu, Jun Chen, Xiaoqian Shen, Xiang Li, and Mohamed Elhoseiny. 2023. Minigpt-4: Enhancing vision-language understanding with advanced large language models. *arXiv preprint arXiv:2304.10592* (2023).

A Appendix

We present two case studies in the appendix: A.1 and A.2. Case study A.1 evaluates semantic understanding between the base model and SFT VLM, while case study A.2 demonstrates the base model’s ability to understand emotions and descriptions in stickers.

A.1 Case Study: Semantic Understanding

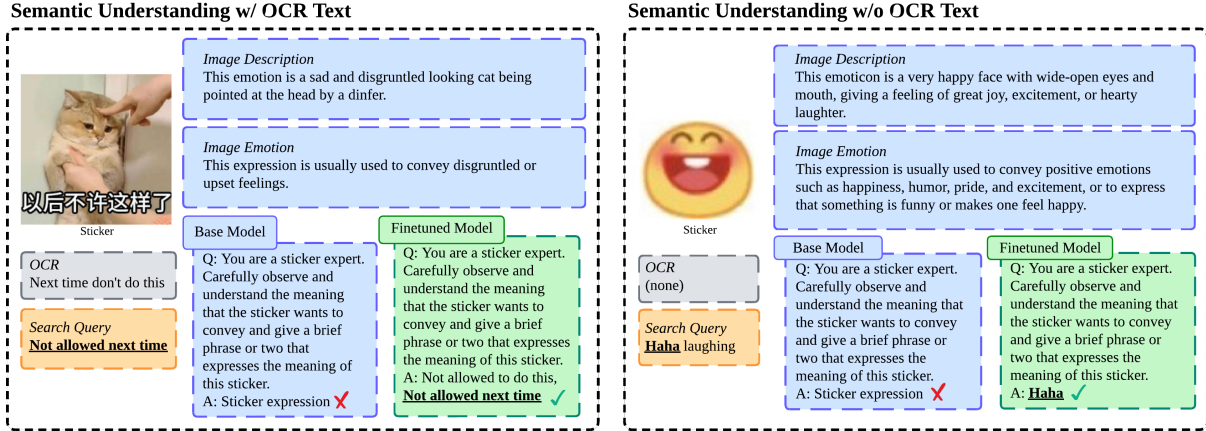


Figure 4: Semantic understanding with and without OCR text. The SFT VLM generates accurate keywords (green box), while the base model provides a general response (blue box).

Figure 4 shows that the fine-tuned model (green box) generates accurate search queries like "Not allowed next time," whereas the base model (blue box) gives a more general response. This holds true even for stickers without image text.

A.2 Case Study: Emotion and Description



Figure 5: Sticker description and emotions prompting. The addition of description and emotion prompts helps PerSRV rank ground truth stickers higher, improving retrieval accuracy.

Figure 5 shows that with description and emotion prompts, the VLM’s response contains relevant keywords from the search query, improving sticker retrieval accuracy.