

# LLMCBench: Benchmarking Large Language Model Compression for Efficient Deployment

Ge Yang<sup>1</sup>, Changyi He<sup>1</sup>, Jinyang Guo<sup>1\*</sup>, Jianyu Wu<sup>1</sup>, Yifu Ding<sup>1</sup>,  
Aishan Liu<sup>1</sup>, Haotong Qin<sup>2</sup>, Pengliang Ji<sup>3</sup>, Xianglong Liu<sup>1</sup>  
<sup>1</sup> Beihang University   <sup>2</sup> ETH Zurich   <sup>3</sup> Carnegie Mellon University

## Abstract

Although large language models (LLMs) have demonstrated their strong intelligence ability, the high demand for computation and storage hinders their practical application. To this end, many model compression techniques are proposed to increase the efficiency of LLMs. However, current researches only validate their methods on limited models, datasets, metrics, etc, and still lack a comprehensive evaluation under more general scenarios. So it is still a question of which model compression approach we should use under a specific case. To mitigate this gap, we present the Large Language Model Compression Benchmark (LLMCBench), a rigorously designed benchmark with an in-depth analysis for LLM compression algorithms. We first analyze the actual model production requirements and carefully design evaluation tracks and metrics. Then, we conduct extensive experiments and comparison using multiple mainstream LLM compression approaches. Finally, we perform an in-depth analysis based on the evaluation and provide useful insight for LLM compression design. We hope our LLMCBench can contribute insightful suggestions for LLM compression algorithm design and serve as a foundation for future research. Our code is available at <https://github.com/AboveParadise/LLMCBench>.

## 1 Introduction

Recently, large language models (LLMs) have attracted increasing attention because of their strong intelligence ability. While it achieves excellent performance, the huge computation and storage burden hinders the practical usage of these LLMs. To solve this problem, many model compression techniques specifically designed for efficient LLMs have been proposed in recent years, including sparsification [6, 35], quantization [46, 33], knowledge distillation [8], and so on.

Among these compression technologies, sparsification and quantization are two mainstream approaches for LLM compression, and most LLM compression methods recently proposed belong to these two categories. However, existing LLM compression works are still far away from practical usage due to two main challenges:

**Challenge-1: Performance evaluation scope is limited.** The emergence of large language models is less than two years, and this is still an active research area now. Following this trend, new types of LLMs have surged quickly in recent years. It causes a problem that the current LLM compression researches often use different types of LLMs for evaluation, which cannot form a fair comparison between different methods. For example, the classic quantization method SmoothQuant [46] uses OPT [49], BLOOM [21], and GLM [5] as the base model for evaluation, while the latter approach OmniQuant [33] utilizes LLaMA [38] for evaluation. The evaluation protocol can be very different between different methods. Moreover, even the base model performance is different in current works. For example, the perplexity of LLaMA-7B in sparsity method LLM-Pruner [27] is 12.62,

\*Corresponding Author: Jinyang Guo <[jinyangguo@buaa.edu.cn](mailto:jinyangguo@buaa.edu.cn)>

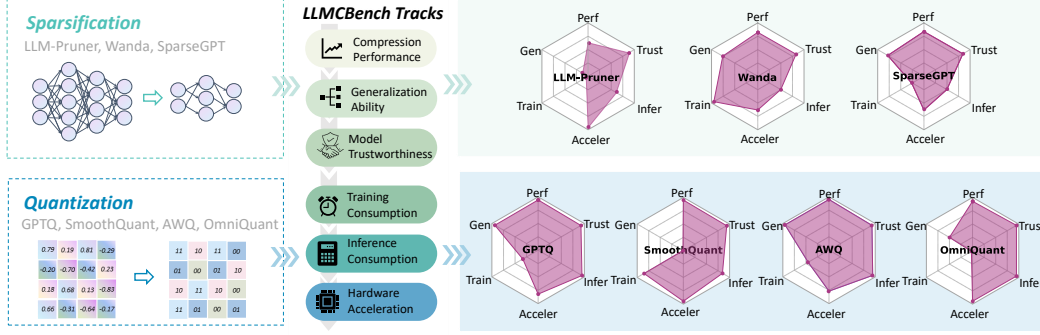


Figure 1: Overview of our LLMCBench.

while this value is 5.68 in OmniQuant. Furthermore, current researches use various datasets in performance comparison. All aforementioned problems hinder a comprehensive evaluation of recent LLM compression works, posing the question of which LLM compression algorithm is effective under certain scenarios.

**Challenge-2: Efficiency evaluation metric remains theoretical.** Most of the LLM compression approaches in the literature choose computation complexity or model storage as the efficiency metric. However, it still lacks a comprehensive evaluation on broader efficiency metrics such as practical acceleration, GPU memory reduction, and so on. Moreover, the resource consumption of the compression process is often ignored in the current evaluation protocol. Further, as the compressed LLM needs to be used in practical scenarios, model trustworthiness is also an important aspect of the compression algorithm, which is not considered in the current research [25]. So the question of which LLM compression is suitable for real-world model production still remains.

In this paper, we present **Large Language Model Compression Benchmark (LLMCBench)**, the first benchmark to provide a comprehensive evaluation on current LLM compression algorithms. Starting from real-world model production requirements, we carefully design 6 tracks to fairly compare featured sparsity and quantization methods including LLM-Pruner [27], Wanda [35], SparseGPT [6], GPTQ [7], SmoothQuant [46], AWQ [23], and OmniQuant [33]. We chose these methods mainly because sparsity and quantization are two mainstream LLM compression techniques, and these approaches are widely-used and open-sourced<sup>2</sup>. We benchmark these 6 representative algorithms on 11 datasets, 18 network architectures, and 3 deployment platforms. Based on the extensive experiments, we provide an in-depth analysis on LLM compression algorithms and offer useful insights and suggestions for LLM compression algorithm design.

In summary, we construct LLMCBench, the first benchmark to comprehensively evaluate various LLM compression algorithms. It provides a systematic comparison from brand-new perspectives for the practical production of lightweight LLMs. Based on the extensive evaluation results, we conduct an in-depth analysis and provide insightful suggestions. We hope our LLMCBench can push LLM compression algorithms toward practical usage.

## 2 Background

### 2.1 Large Language Models

The emergence of large language models (LLMs) has become a milestone in the field of natural language processing. With the development of LLMs, decoder-based LLM has become the mainstream structure. For example, [30] proposed the GPT model to stack multiple transformer decoder blocks. Meta released LLaMA [38] based on an improved transformer architecture, which is further extended to LLaMA2 [39] and LLaMA3. In this paper, we choose 6 LLMs including LLaMA [38], LLaMA2 [39], LLaMA3, Vicuna [50], OPT [49], and ChatGLM [5] for evaluation to construct our LLMCBench, which are the most representative LLMs in the current research. Moreover, multimodal LLMs are advancing by integrating text and vision [43, 52, 51], enabling models to process and generate content across different modalities, enhancing applications like image captioning and visual question answering.

<sup>2</sup>Each method received more than 500 stars on GitHub in one year.

## 2.2 Model Compression

To reduce the massive computation and parameter burden of LLMs, many model compression methods were proposed in recent years. These works mainly focus on sparsity [6, 35, 45, 17, 2, 12, 11, 10, 15, 14, 41], quantization [46, 33, 13, 26], and knowledge distillation [8]. Among these approaches, sparsity and quantization are the most popular two techniques<sup>3</sup>. Thus, we choose these two techniques to construct our LLMCBench.

**Model sparsification.** Model sparsification aims to remove unimportant weights or activations to construct a sparse model to reduce the parameter and computation of LLMs [19, 36, 18, 22]. It can be roughly categorized into unstructured sparsity, structured 2:4 sparsity, and structured sparsity. Unstructured sparsity removes individual weights irregularly to obtain sparse models. Structured sparsity removes the entire channel for structured matrix computation. Structured 2:4 sparsity removes two weights in each four-weight block. To comprehensively benchmark sparsity algorithms, we choose the most representative methods in each category for evaluation, i.e., SparseGPT [6] and Wanda [35] for unstructured and structured 2:4 sparsities, and LLM-Pruner [27] for structured sparsity.

**Model quantization.** Model quantization aims to quantize the weight or activation in LLMs using lower bit numbers to reduce computation and parameters [42, 4, 47]. It can be roughly categorized into post-training quantization (PTQ) and quantization-aware training (QAT). Considering the high training cost of LLMs, the PTQ paradigm is more popular in the current research. To this end, we choose the four most representative quantization methods in this category in our LLMCBench, which includes GPTQ [7], SmoothQuant [46], AWQ [23], and OmniQuant [33].

## 2.3 Challenges of LLM Compression

LLM compression methods have attracted increasing attention since 2023. However, as the LLM compression algorithms have emerged quickly in recent years, several challenges still remain in the current research. First, the performance evaluation protocols are different and limited. Different compression methods may select different baseline LLMs and datasets to evaluate their approach. This evaluation protocol may cause unfair comparison and also lacks a comprehensive comparison on specific abilities of LLMs, posing the question of which LLM compression method is more effective in a specific scenario. Second, the efficiency evaluation metrics are still theoretical in current research. Most LLM methods only report the #MACs or #parameters or acceleration after compression but do not consider other important factors in real-world production and deployment like training consumption and acceleration on different libraries etc. Moreover, the compressed LLMs are expected to be used in real-world applications. So the model trustworthiness after compression is also a crucial aspect for LLM compression algorithms, which is not considered in existing evaluation. Under this background, we construct our LLMCBench for comprehensive LLM compression algorithm evaluation.

## 3 LLMCBench: Tracks and Metrics

In this section, we introduce the competition tracks and metrics in our LLMCBench, which consists of six tracks. A higher score of the metric indicates better performance. For better readability, we have multiplied the theoretical score by 100.

### 3.1 Track 1: Compression Performance

Current LLM compression methods only compare the performance on several specific datasets but lack comprehensive evaluation on different abilities. In our LLMCBench, we divide the mainstream evaluation dataset into two main abilities: knowledge ability and inference ability. The knowledge ability indicates whether the LLM knows the world, while the inference ability indicates whether the LLM can reason based on its knowledge.

---

<sup>3</sup>None of the distillation methods received more than 300 stars on GitHub, compared with over 500 stars for representative sparsity/quantization approaches.

To quantitatively reflect the compression performance of different algorithms, we define the following overall metric (OM) across all models and datasets:

$$\text{OM}_{\text{perf}} = \sqrt{\frac{1}{N} \sum_{i=1}^N \mathbb{E} \left( \frac{A_{\text{ability}_i}^c}{A_{\text{ability}_i}} \right)^2}, \quad (1)$$

where  $A_{\text{ability}_i}^c$  and  $A_{\text{ability}_i}$  are the accuracy of the compressed model and pre-trained model for the  $i$ th abilities, respectively.  $N$  is the number of abilities.  $\mathbb{E}(\cdot)$  is the mean operation. In this case, we calculate the mean accuracy over the datasets and models.

We use the quadratic mean to unify all track metrics, preventing outliers from skewing the results and ensuring more accurate measurements.

### 3.2 Track 2: Generalization Ability

We also evaluate the generalization ability of different LLM compression methods in our LLMCBench. An effective LLM compression algorithm should be effective for various model types and sizes, but existing researches only choose specific LLM families and sizes for evaluation. We design the overall metric of this track as follows:

$$\text{OM}_{\text{gen}} = \sqrt{\frac{1}{N} \sum_{i=1}^N \mathbb{E} \left( \frac{A_{\text{mod}_i}^c}{A_{\text{mod}_i}} \right)^2}, \quad (2)$$

where  $A_{\text{mod}_i}^c$  and  $A_{\text{mod}_i}$  are the accuracy of the compressed model and pre-trained model for the  $i$ th model type, respectively.  $N$  denotes the number of model types. In this track, we calculate the mean value of different model sizes under one model type in the mean operation  $\mathbb{E}$ .

### 3.3 Track 3: Training Consumption

The third track in our LLMCBench is training consumption. It is intuitive that an effective LLM compression algorithm should require small resources to finish the compression process, but existing compression approaches lack comprehensive evaluation from this aspect. In this track, we evaluate the training consumption from two perspectives including time consumption and GPU memory usage. Time consumption indicates the time cost of LLM algorithms to finish the compression, while GPU memory usage evaluates the maximum required memory of each LLM compression method. Similar to the previous two tracks, we design the following overall metric for this track:

$$\text{OM}_{\text{train}} = \sqrt{\frac{1}{2} \left( \mathbb{E} \left( \frac{T_{\text{train}}^{\max}}{T_{\text{train}}} \right)^2 + \mathbb{E} \left( \frac{M_{\text{train}}^{\max}}{M_{\text{train}}} \right)^2 \right)}, \quad (3)$$

where  $T_{\text{train}}^{\max}$  and  $M_{\text{train}}^{\max}$  are the maximum training time and GPU memory in all the evaluated methods for corresponding models and datasets. In this track, we calculate the mean value of training time and memory consumption over all models and datasets. The terms  $T_{\text{train}}^{\max}$  and  $M_{\text{train}}^{\max}$  are used for normalization to ensure we have a higher overall metric for better performance.

### 3.4 Track 4: Inference Consumption

Inference consumption is one of the most critical aspects of LLM compression algorithms for efficiency evaluation. However, current researches still lack systemic evaluation on this perspective. In our LLMCBench, we benchmark inference consumption from three main aspects: computation complexity, model size, and GPU memory consumption in the inference stage. Similar to other tracks, we design the overall metric of this track as:

$$\text{OM}_{\text{inf}} = \sqrt{\frac{1}{3} \left( \mathbb{E} \left( \frac{M_{\text{inf}}}{M_{\text{inf}}^c} \right)^2 + \mathbb{E} \left( \frac{S_{\text{inf}}}{S_{\text{inf}}^c} \right)^2 + \mathbb{E} \left( \frac{F_{\text{inf}}}{F_{\text{inf}}^c} \right)^2 \right)}, \quad (4)$$

where  $M_{\text{inf}}$ ,  $S_{\text{inf}}$ , and  $F_{\text{inf}}$  are GPU memory, model size, and the number of MACs for pre-trained LLM at inference stage, respectively.  $M_{\text{inf}}^c$ ,  $S_{\text{inf}}^c$ , and  $F_{\text{inf}}^c$  are those of compressed LLM at inference stage, respectively. In the mean operation  $\mathbb{E}$ , we calculate the mean value over all models and datasets for the corresponding metric.

### 3.5 Track 5: Hardware Acceleration

Hardware acceleration is another important aspect of LLM compression algorithms for efficiency evaluation [9]. The implementation details in current compression methods often have a large impact on this aspect. Even the same compression method may have different acceleration performances on different libraries. Existing LLM compression approaches seldom extensively compare this important aspect, making the acceleration performance remain theoretical. Similar to previous tracks, we define the following overall metric for this track:

$$\text{OM}_{\text{hard}} = \sqrt{\frac{1}{N} \sum_{i=1}^N \mathbb{E} \left( \frac{V_{\text{lib}_i}^c}{V_{\text{lib}_i}} \right)^2}, \quad (5)$$

where  $V_{\text{lib}_i}$  and  $V_{\text{lib}_i}^c$  are the token generation speed of pre-trained and compressed models on the  $i$ th library, respectively. In this track, we take the average value over all models and datasets on the  $i$ th library in the mean operation  $\mathbb{E}$ .  $N$  is the number of libraries we used in this track.

### 3.6 Track 6: Trustworthiness

The compressed LLMs need to be deployed in real-world scenarios. So model trustworthiness of the deployed LLMs is also a critical aspect [34] to avoid negative social impact. However, current compression methods do not include the trustworthiness evaluation when comparing performance. In our LLMCBench, we also evaluate the LLM compression algorithms from the trustworthiness perspective. Specifically, we divide model trustworthiness into robustness and truthfulness. Robustness refers to the ability of LLMs to properly handle malicious adversarial attack text and out-of-distribution input, while truthfulness indicates whether an LLM can output correct facts under the interference of noise, erroneous information, bias, etc. Similar to other tracks, we design the following metric for this track:

$$\text{OM}_{\text{trust}} = \sqrt{\frac{1}{2} \left( \mathbb{E} \left( \frac{A_{\text{rob}}^c}{A_{\text{rob}}} \right)^2 + \mathbb{E} \left( \frac{A_{\text{tru}}^c}{A_{\text{tru}}} \right)^2 \right)}, \quad (6)$$

where  $A_{\text{rob}}$  and  $A_{\text{tru}}$  are the accuracy for the pre-trained LLMs on the robustness and truthfulness task, respectively.  $A_{\text{rob}}^c$  and  $A_{\text{tru}}^c$  are those for the compressed LLMs, respectively. We also take the average over all models and datasets for the mean operation  $\mathbb{E}$ .

## 4 LLMCBench Implementation

**Implementation details.** We implemented LLMCBench using PyTorch and conducted our experiments on Nvidia A800 GPUs. Given pre-trained LLMs, we use different LLM compression algorithms to compress the model to obtain the compressed LLM. For LLM-Pruner [27], we set the sparsity ratio as 50% for all tracks. For Wanda [35] and SparseGPT [6], we evaluate both 50% unstructured sparsity and structured 2:4 sparsity. As GPTQ [7] and AWQ [23] are weight-only quantization methods, we use 8bit for the weight (W8A16). For SmoothQuant [46] and OmniQuant [33], we set both weight and activation as 8bit (W8A8). One exception is we use W4A16 for GPTQ and AWQ and use W4A4 for SmoothQuant and OmniQuant in Track 2 as there is no significant performance difference for 8-bit quantization in this track. All the hyperparameters are the same as the open-sourced code from the original approaches.

**Evaluation protocol.** For track 1, we adopt commonly used MMLU [16], Arc-easy [3], and Arc-challenge [3] to evaluate the knowledge ability of LLMs. For inference ability, we choose six datasets including Hellaswag [48], PIQA [1], WinoGrande [32], QNLI [31], MNLI [44], and WikiText2 [28] for evaluation. Regarding model selection, we choose two popular decoder-based LLMs: LLaMA2-7B [39] and LLaMA3-8B for evaluation. For track 2, we extensively choose four model families including LLaMA [38], Vicuna [50], OPT [49], and ChatGLM [5], and also include different model sizes ranging from 6B to 70B. We evaluate the performance of compressed model on WikiText2. For track 3 and track 4, we use LLaMA2-7B and LLaMA3-8B on WikiText2 for evaluation, as they are widely used in many compression methods [46, 35]. For track 5, we choose three representative deployment libraries: TensorRT-LLM [29], vLLM [20], and MLC-LLM [37] to evaluate the acceleration of different algorithms. We categorize the algorithms into

Table 1: Compression performance of different methods. LMA2 and LMA3 refer to LLaMA2-7B and LLaMA3-8B, respectively. H.S. means HellaSwag.

Method	Model	Sparsity #Bits	Knowledge ability			Inference ability					Wiki↓	OM <sub>ka</sub>	OM <sub>ia</sub>	OM <sub>perf</sub>
			MMLU	ARC-c	ARC-e	H.S.	PIQA	Wino	QNLI	MNLI				
Sparsity														
Dense	LMA2	0	40.52	46.33	74.58	75.98	79.11	69.06	50.53	44.31	5.12	100	100	100
	LMA3	0	61.38	53.50	77.74	79.12	80.69	73.24	50.86	63.48	5.54			
LLM-Pruner	LMA2	50%	24.15	27.47	46.52	47.76	68.44	54.14	49.45	34.33	20.66	60.51	75.85	68.61
	LMA3	50%	29.90	32.17	55.09	55.93	69.70	62.51	50.60	40.71	14.22			
Wanda	LMA2	50%	29.67	42.75	69.07	70.78	76.66	68.90	50.67	35.28	6.46	83.25	90.19	86.79
	LMA3	50%	40.59	44.97	68.18	68.23	76.01	70.17	50.60	54.57	8.61			
Wanda	LMA2	2:4	23.63	32.25	58.46	55.11	71.71	62.43	50.64	35.12	6.51	62.53	78.78	71.12
	LMA3	2:4	27.57	28.84	50.04	47.86	66.10	59.83	50.60	32.44	19.98			
SparseGPT	LMA2	50%	34.62	42.24	67.89	71.04	76.44	69.69	50.62	35.16	6.51	85.10	91.29	88.25
	LMA3	50%	48.33	42.15	65.70	71.66	76.71	70.32	50.60	54.96	7.55			
SparseGPT	LMA2	2:4	25.76	33.62	60.23	58.68	72.36	66.14	50.61	36.05	10.28	67.53	81.29	74.73
	LMA3	2:4	28.27	33.87	57.15	56.02	68.28	63.69	50.60	42.50	10.96			
Quantization														
Full Prec.	LMA2	FP16	40.52	46.33	74.58	75.98	79.11	69.06	50.53	44.31	5.12	100	100	100
	LMA3	FP16	61.38	53.50	77.74	79.12	80.69	73.24	50.86	63.48	5.54			
GPTQ	LMA2	INT8	40.77	46.25	74.33	76.00	79.11	68.90	50.62	39.53	6.88	99.97	97.17	98.58
	LMA3	INT8	61.36	53.41	77.69	79.06	80.63	72.85	50.77	63.44	5.54			
SmoothQuant	LMA2	INT8	39.02	44.28	73.36	74.41	78.18	66.93	50.22	38.53	5.53	97.50	96.55	97.03
	LMA3	INT8	58.30	51.96	79.67	78.13	79.54	72.61	51.40	62.90	6.28			
AWQ	LMA2	INT8	40.90	46.16	74.41	75.98	79.05	69.22	50.64	38.86	5.12	99.89	98.89	99.39
	LMA3	INT8	61.22	53.22	77.57	79.15	80.59	72.45	50.46	63.43	5.54			
OmniQuant	LMA2	INT8	40.32	45.65	74.75	75.94	79.00	69.22	50.55	43.59	5.12	99.21	99.63	99.42
	LMA3	INT8	61.19	52.13	77.61	79.23	80.52	72.61	50.73	62.56	5.55			

structured/structured 2:4/unstructured sparsity, and INT8/INT4 quantization, as they show similar acceleration performance. We evaluate these compression paradigms using tokens per second as the metric. For track 6, we choose AdvGLUE [40] to evaluate the robustness and use TruthfulQA [24] for truthfulness.

## 5 Evaluation and Analysis

### 5.1 Track 1: Compression Performance

**Quantization offers better overall performance.** Table 1 presents the results we evaluated in track 1. Quantization approaches have better overall performance than sparsity methods when compressing LLMs. For example, the overall metric score OM<sub>perf</sub> is smaller than 90 for most sparsity methods, while this metric score is over 95 for quantization approaches. This indicates quantization is more suitable to preserve LLM performance after compression.

**Sparsity is better for inference ability, while quantization is better for knowledge ability.** We also calculate the overall metric for knowledge ability OM<sub>ka</sub> and inference ability OM<sub>ia</sub>. Sparsity approaches often have higher overall inference ability, while quantization methods prone to preserve knowledge ability of LLMs. This indicates that we should use sparsity methods to compress LLMs if we focus more on their inference ability, and use quantization methods if preserving their knowledge capability is more critical.

### 5.2 Track 2: Generalization Ability

**Weight-only quantization methods have good generalization ability under lower bit.** The weight-only quantization methods GPTQ and AWQ have better generalization ability, which achieve over 95 overall metrics. This is because LLM is more sensitive to activation quantization.

**SmoothQuant is less general.** As SmoothQuant involves activation quantization, it is less general to different models. This may be because SmoothQuant aims to deal with outliers, but outliers are different in different models.

**Most approaches cannot generalize well on ChatGLM2.** All evaluated methods cannot perform well on ChatGLM2 except weight-only quantization approaches. Therefore, we need to specifically design compression methods if we need to deploy this model.

Table 2: Generalization ability performance of different LLM compression methods.

Model	Dense	LLM-Pruner	Wanda	SparseGPT	GPTQ	SmoothQuant	AWQ	OmniQuant
LLaMA-7B	5.68	19.20	7.09	6.73	6.61	380.77	5.78	11.26
LLaMA-13B	5.09	14.15	6.03	5.85	5.20	552.8	5.19	10.86
LLaMA-30B	4.10	9.86	5.18	5.07	4.25	1057.91	4.20	10.63
LLaMA-65B	3.53	8.34	4.55	4.37	3.76	890.32	3.61	9.17
LLaMA2-7B	5.12	18.43	6.46	6.51	5.25	1887.53	5.23	14.26
LLaMA2-13B	4.57	14.10	5.47	5.34	4.66	403.44	4.65	12.29
LLaMA2-70B	3.12	6.34	3.91	3.81	3.31	1306.59	3.21	9604.32
LLaMA3-8B	5.54	15.35	8.61	7.55	5.75	799.70	6.14	12735.95
LLaMA3-70B	2.59	8.40	5.01	4.92	4.71	274.00	3.06	37026.54
Vicuna-7B	6.33	19.11	7.95	7.90	6.50	2636.98	6.51	87.39
Vicuna-13B	5.57	15.99	6.63	6.44	5.66	494.89	5.65	60.22
OPT-1.3B	14.62	124.01	18.41	17.55	16.41	1412.51	14.92	98.6
OPT-2.7B	12.47	163.81	14.22	13.46	12.81	8749.80	12.70	360.26
OPT-6.7B	10.86	119.49	11.98	11.60	11.05	21492.23	10.96	12.24
OPT-13B	10.13	113.89	11.93	11.15	10.22	13176.12	10.29	11.65
OPT-30B	9.56	76.00	10.03	9.77	9.59	12765.02	9.61	10.31
ChatGLM2-6B	105.58	43499.38	3916.7	2534.85	122.97	5887.32	128.58	3624.92
ChatGLM3-6B	6.21	301.05	20.58	33.86	6.34	1175.5	6.4	494.41
OM <sub>gen</sub>	100	28.89	76.41	79.06	93.80	0.82	96.13	48.51

### 5.3 Track 3: Training Consumption

**Wanda requires the least training resources.** The results for track 3 are shown in Fig 2. The sparsity method Wanda requires the least training resources among these evaluated approaches. It has around 43 overall metric scores. On the other hand, the quantization method OmniQuant requires the most training resources. This is mainly because the compression time for OmniQuant is long.

**Learning is the bottleneck.** The compression methods requiring a learning process often have higher training consumption. For example, OmniQuant requires more than 300 A800 GPU minutes to finish the compression, as the retraining/learning process is time-consuming. Therefore, if we need fast compression speed, we need to choose compression methods without learning.

**SmoothQuant and AWQ require less GPU memory.** SmoothQuant and AWQ require less memory, while LLM-Pruner requires the highest one. This may be because LLM-Pruner and OmniQuant need to retrain the model, which takes more memory. Although Wanda, SparseGPT, and GPTQ do not require retraining, they need to calculate the sparsity/quantization metric based on the activation, which also takes more memory. Therefore, if the GPU memory is limited in the compression process, we can choose SmoothQuant or AWQ for compression.

### 5.4 Track 4: Inference Consumption

**Quantization generally has less inference consumption.** The results for track 4 are shown in Table 3. Quantization approaches often have higher overall metrics for inference consumption. This may be because quantization uses lower bits to represent full-precision numbers. Therefore, the GPU memory and model size will be reduced in the inference stage. On the other hand, although sparsity methods set unimportant weights/neurons to zero, they still need to be stored in the memory.

**LLM-Pruner is the best among sparsity methods.** LLM-Pruner is the structured sparsity method, while the others are unstructured or structured 2:4 sparsity. So the entire structure can be directly removed for LLM-Pruner, while other sparsity methods fail to achieve this due to memory and cache issues. Therefore, we can choose structured sparsity methods if we want better inference consumption performance without special implementation.

**Quantization methods have similar inference consumption.** Although using different quantization techniques, the quantized models from different algorithms have similar inference consumption except for SmoothQuant, as SmoothQuant does not support real quantization deployment in their open-sourced code. However, we believe we can use other deployment libraries for real quantization.

Table 3: Inference consumption of different LLM compression methods in our LLMCBench.

Method	Model	Sparsity/#Bits	GPU Memory	Model Size	#MACs	OM <sub>inf</sub>
Sparsity						
Dense	LMA2	0	22.96G	12.55G	0.85T	100
	LMA3	0	25.35G	14.96G	0.97T	
LLM-Pruner	LMA2	50%	13.50G	6.75G	0.51T	161.86
	LMA3	50%	18.50G	9.97G	0.62T	
Wanda	LMA2	50%	22.96G	12.55G	0.43T	134.76
	LMA3	50%	25.35G	14.96G	0.57T	
Wanda	LMA2	2:4	22.96G	12.55G	0.43T	134.76
	LMA3	2:4	25.35G	14.96G	0.57T	
SparseGPT	LMA2	50%	22.96G	12.55G	0.43T	134.76
	LMA3	50%	25.35G	14.96G	0.57T	
SparseGPT	LMA2	2:4	22.96G	12.55G	0.43T	134.76
	LMA3	2:4	25.35G	14.96G	0.57T	
Quantization						
Full-Precision	LMA2	FP16	22.96G	12.55G	0.85T	100
	LMA3	FP16	25.35G	14.96G	0.97T	
GPTQ	LMA2	INT8	15.16G	6.67G	0.23T	245.91
	LMA3	INT8	17.03G	8.62G	0.29T	
SmoothQuant	LMA2	INT8	23.62G	12.55G	0.23T	220.58
	LMA3	INT8	25.02G	14.96G	0.29T	
AWQ	LMA2	INT8	15.15G	6.71G	0.23T	245.11
	LMA3	INT8	17.72G	8.66G	0.29T	
OmniQuant	LMA2	INT8	15.13G	6.53G	0.23T	246.34
	LMA3	INT8	17.19G	8.61G	0.29T	

Therefore, we can choose the most suitable quantization method to achieve the target inference consumption when compressing LLMs.

### 5.5 Track 5: Hardware Acceleration

**INT4 quantization has the best acceleration performance.** Fig 3 shows the hardware acceleration for track 5. The dark results represent testing on LLaMA2, and the light results represent testing on LLaMA3. (T) represents TensorRT-LLM, (V) represents vLLM, and (M) represents MLC-LLM. INT4 quantization can achieve promising speedup under various deployment libraries and achieves the highest overall metric under this track.

**Structured sparsity  $\approx$  INT8 quantization.** Structured sparsity and INT8 quantization have similar overall metrics for this track, which indicates that structured sparsity and INT8 quantization can achieve similar speedup under different libraries.

**Structured 2:4 sparsity is not well-supported.** For structured 2:4 sparsity, only TensorRT-LLM can achieve acceleration. This may be because vLLM and MLC-LLM do not support this sparsity paradigm. Therefore, we can use TensorRT-LLM for deployment on this sparsity type and should put more effort into this sparsity paradigm.

### 5.6 Track 6: Trustworthiness

**Quantization brings better trustworthiness.** From the results, quantization methods provide better trustworthiness than sparsity approaches. OM<sub>trust</sub> are over 95 for quantization, while these numbers are below 95 for sparsity methods.



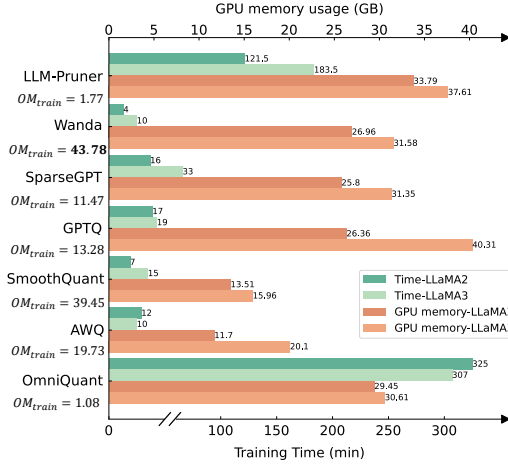


Figure 2: Training time and memory usage consumption.

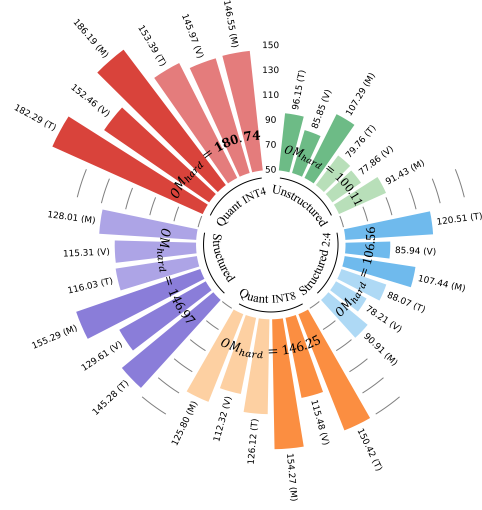


Figure 3: Hardware acceleration of different types of LLM compression methods.

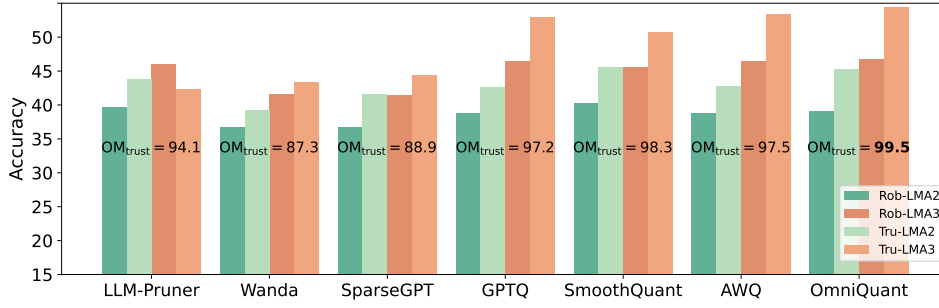


Figure 4: Trustworthiness of different LLM compression methods in our LLMCBench.

**Better compression performance  $\neq$  better trustworthiness.** Different from the compression performance track, LLM-Pruner achieves the best  $OM_{trust}$  across all sparsity methods, which indicates better compression performance does not guarantee better trustworthiness. For example, LLM-Pruner achieves 94.09 overall metrics on this track, while the unstructured sparsity methods only have less than 90 overall metrics.

**Weight-activation quantization brings better trustworthiness.** Compared with weight-only quantization (i.e., GPTQ and AWQ), the weight-activation quantization paradigm (SmoothQuant and OmniQuant) has a higher overall metric. Therefore, it is beneficial to use weight-activation quantization for the trustworthiness consideration.

## 6 Discussion

From the evaluation of our LLMCBench, we have several conclusions: (1) Based on the current library and hardware development, quantization is more suitable for LLM compression because of better performance and hardware support. Considering the performance drop and acceleration, weight-only quantization like AWQ performs better than weight-activation quantization. (2) Weight-activation quantization like SmoothQuant is better in terms of inference efficiency (inference consumption and hardware acceleration). (3) Sparsity generally has better training efficiency. However, its hardware/library support is not well constructed in the current stage. It still requires further development in this area to achieve better compression performance.

## 7 Conclusion

In this paper, we presented a Large Language Model Compression Benchmark (LLMCBench) to systemically evaluate the LLM compression algorithms. Based on the evaluation results, we also provide an in-depth analysis to guide the further design of LLM compression approaches. We hope our LLMCBench can contribute insightful suggestions and serve as a foundation for future research.

One limitation of our LLMCBench is that we only choose the seven most representative approaches. We will include more LLM compression algorithms, such as LLM KV cache compression, in our future work. We will also introduce more tracks and datasets, such as coding datasets and mathematical datasets, to conduct more comprehensive tests on the compressed LLMs. Our LLMCBench aims to evaluate LLM compression algorithms for practical usage. So it does not have negative social impact.

## Acknowledgements

This work was supported by the Beijing Municipal Science and Technology Project (No. Z231100010323002), and the National Natural Science Foundation of China (Nos. 62306025, 92367204).

## References

- [1] Yonatan Bisk, Rowan Zellers, Jianfeng Gao, Yejin Choi, et al. Piqa: Reasoning about physical commonsense in natural language. In *Proceedings of the AAAI conference on artificial intelligence*, volume 34, pages 7432–7439, 2020.
- [2] Dong Chen, Ning Liu, Yichen Zhu, Zhengping Che, Rui Ma, Fachao Zhang, Xiaofeng Mou, Yi Chang, and Jian Tang. Epsd: Early pruning with self-distillation for efficient model compression. In *Proceedings of the AAAI Conference on Artificial Intelligence*, volume 38, pages 11258–11266, 2024.
- [3] Peter Clark, Isaac Cowhey, Oren Etzioni, Tushar Khot, Ashish Sabharwal, Carissa Schoenick, and Oyvind Tafjord. Think you have solved question answering? try arc, the ai2 reasoning challenge. *arXiv preprint arXiv:1803.05457*, 2018.
- [4] Tim Dettmers, Artidoro Pagnoni, Ari Holtzman, and Luke Zettlemoyer. Qlora: Efficient finetuning of quantized llms. *Advances in Neural Information Processing Systems*, 36, 2024.
- [5] Zhengxiao Du, Yujie Qian, Xiao Liu, Ming Ding, Jiezhong Qiu, Zhilin Yang, and Jie Tang. Glm: General language model pretraining with autoregressive blank infilling. *arXiv preprint arXiv:2103.10360*, 2021.
- [6] Elias Frantar and Dan Alistarh. Sparsegpt: Massive language models can be accurately pruned in one-shot. 2023.
- [7] Elias Frantar, Saleh Ashkboos, Torsten Hoefler, and Dan Alistarh. Gptq: Accurate post-training quantization for generative pre-trained transformers, 2023.
- [8] Yuxian Gu, Li Dong, Furu Wei, and Minlie Huang. Minillm: Knowledge distillation of large language models. In *The Twelfth International Conference on Learning Representations*, 2023.
- [9] Jialong Guo, Xinghao Chen, Yehui Tang, and Yunhe Wang. Slab: Efficient transformers with simplified linear attention and progressive re-parameterized batch normalization. 2024.
- [10] Jinyang Guo, Jiaheng Liu, and Dong Xu. Jointpruning: Pruning networks along multiple dimensions for efficient point cloud processing. *IEEE Transactions on Circuits and Systems for Video Technology*, 2021.
- [11] Jinyang Guo, Wanli Ouyang, and Dong Xu. Channel pruning guided by classification loss and feature importance. *AAAI*, 2020.
- [12] Jinyang Guo, Wanli Ouyang, and Dong Xu. Multi-dimensional pruning: A unified framework for model compression. In *CVPR*, 2020.
- [13] Jinyang Guo, Jianyu Wu, Zining Wang, Jiaheng Liu, Ge Yang, Yifu Ding, Ruihao Gong, Haotong Qin, and Xianglong Liu. Compressing large language models by joint sparsification and quantization. In *Forty-first International Conference on Machine Learning*, 2024.

- [14] Jinyang Guo, Dong Xu, and Wanli Ouyang. Multidimensional pruning and its extension: A unified framework for model compression. *IEEE Transactions on Neural Networks and Learning Systems*, 2023.
- [15] Jinyang Guo, Weichen Zhang, Wanli Ouyang, and Dong Xu. Model compression using progressive channel pruning. *IEEE Transactions on Circuits and Systems for Video Technology*, 2020.
- [16] Dan Hendrycks, Collin Burns, Steven Basart, Andy Zou, Mantas Mazeika, Dawn Song, and Jacob Steinhardt. Measuring massive multitask language understanding. *arXiv preprint arXiv:2009.03300*, 2020.
- [17] Yaomin Huang, Ning Liu, Zhengping Che, Zhiyuan Xu, Chaomin Shen, Yaxin Peng, Guixu Zhang, Xinmei Liu, Feifei Feng, and Jian Tang. Cp3: Channel pruning plug-in for point-based networks. In *Proceedings of the IEEE/CVF Conference on Computer Vision and Pattern Recognition (CVPR)*, pages 5302–5312, June 2023.
- [18] Aaron Klein, Jacek Golebiowski, Xingchen Ma, Valerio Perrone, and Cedric Archambeau. Structural pruning of large language models via neural architecture search. 2023.
- [19] Eldar Kurtic, Denis Kuznedelev, Elias Frantar, Michael Goin, and Dan Alistarh. Sparse finetuning for inference acceleration of large language models. *arXiv preprint arXiv:2310.06927*, 2023.
- [20] Woosuk Kwon, Zhuohan Li, Siyuan Zhuang, Ying Sheng, Lianmin Zheng, Cody Hao Yu, Joseph E. Gonzalez, Hao Zhang, and Ion Stoica. Efficient memory management for large language model serving with pagedattention. In *Proceedings of the ACM SIGOPS 29th Symposium on Operating Systems Principles*, 2023.
- [21] Teven Le Scao, Angela Fan, Christopher Akiki, Ellie Pavlick, Suzana Ilić, Daniel Hesslow, Roman Castagné, Alexandra Sasha Luccioni, François Yvon, Matthias Gallé, et al. Bloom: A 176b-parameter open-access multilingual language model. 2023.
- [22] Wenshuo Li, Xinghao Chen, Han Shu, Yehui Tang, and Yunhe Wang. Excp: Extreme llm checkpoint compression via weight-momentum joint shrinking. 2024.
- [23] Ji Lin, Jiaming Tang, Haotian Tang, Shang Yang, Xingyu Dang, Chuang Gan, and Song Han. Awq: Activation-aware weight quantization for llm compression and acceleration, 2023.
- [24] Stephanie Lin, Jacob Hilton, and Owain Evans. Truthfulqa: Measuring how models mimic human falsehoods, 2022.
- [25] X Liu, Y Zhu, J Gu, Y Lan, C Yang, and Y Qiao. Mm-safetybench: A benchmark for safety evaluation of multimodal large language models. *arXiv preprint arXiv:2311.17600*, 2023.
- [26] Chengtao Lv, Hong Chen, Jinyang Guo, Yifu Ding, and Xianglong Liu. Ptq4sam: Post-training quantization for segment anything. In *Proceedings of the IEEE/CVF Conference on Computer Vision and Pattern Recognition*, pages 15941–15951, 2024.
- [27] Xinyin Ma, Gongfan Fang, and Xinchao Wang. Llm-pruner: On the structural pruning of large language models. *ArXiv*, abs/2305.11627, 2023.
- [28] Stephen Merity, Caiming Xiong, James Bradbury, and Richard Socher. Pointer sentinel mixture models. *arXiv preprint arXiv:1609.07843*, 2016.
- [29] NVIDIA. Tensorrt-llm. <https://github.com/NVIDIA/TensorRT-LLM>, 2023.
- [30] Alec Radford and Karthik Narasimhan. Improving language understanding by generative pre-training. 2018.
- [31] Pranav Rajpurkar, Jian Zhang, Konstantin Lopyrev, and Percy Liang. Squad: 100, 000+ questions for machine comprehension of text. In *EMNLP*, 2016.
- [32] Keisuke Sakaguchi, Ronan Le Bras, Chandra Bhagavatula, and Yejin Choi. Winogrande: An adversarial winograd schema challenge at scale. *Communications of the ACM*, 64(9):99–106, 2021.
- [33] Wenqi Shao, Mengzhao Chen, Zhaoyang Zhang, Peng Xu, Lirui Zhao, Zhiqian Li, Kaipeng Zhang, Peng Gao, Yu Qiao, and Ping Luo. Omniquant: Omnidirectionally calibrated quantization for large language models, 2023.

- [34] Lichao Sun, Yue Huang, Haoran Wang, Siyuan Wu, Qihui Zhang, Chujie Gao, Yixin Huang, Wenhan Lyu, Yixuan Zhang, Xiner Li, et al. Trustllm: Trustworthiness in large language models. *arXiv preprint arXiv:2401.05561*, 2024.
- [35] Mingjie Sun, Zhuang Liu, Anna Bair, and J Zico Kolter. A simple and effective pruning approach for large language models. *arXiv preprint arXiv:2306.11695*, 2023.
- [36] Chaofan Tao, Lu Hou, Haoli Bai, Jiansheng Wei, Xin Jiang, Qun Liu, Ping Luo, and Ngai Wong. Structured pruning for efficient generative pre-trained language models. In *Findings of the Association for Computational Linguistics: ACL 2023*, pages 10880–10895, 2023.
- [37] MLC team. MLC-LLM, 2023.
- [38] Hugo Touvron, Thibaut Lavril, Gautier Izacard, Xavier Martinet, Marie-Anne Lachaux, Timothée Lacroix, Baptiste Rozière, Naman Goyal, Eric Hambro, Faisal Azhar, Aurelien Rodriguez, Armand Joulin, Edouard Grave, and Guillaume Lample. Llama: Open and efficient foundation language models, 2023.
- [39] Hugo Touvron, Louis Martin, Kevin Stone, Peter Albert, Amjad Almahairi, Yasmine Babaei, Nikolay Bashlykov, Soumya Batra, Prajjwal Bhargava, Shruti Bhosale, et al. Llama 2: Open foundation and fine-tuned chat models. *arXiv preprint arXiv:2307.09288*, 2023.
- [40] Boxin Wang, Chejian Xu, Shuohang Wang, Zhe Gan, Yu Cheng, Jianfeng Gao, Ahmed Hassan Awadallah, and Bo Li. Adversarial glue: A multi-task benchmark for robustness evaluation of language models, 2022.
- [41] Zining Wang, Jinyang Guo, Ruihao Gong, Yang Yong, Aishan Liu, Yushi Huang, Jiaheng Liu, and Xianglong Liu. Ptsbench: A comprehensive post-training sparsity benchmark towards algorithms and models. In *ACM Multimedia 2024*.
- [42] Xiuying Wei, Yunchen Zhang, Yuhang Li, Xiangguo Zhang, Ruihao Gong, Jinyang Guo, and Xianglong Liu. Outlier suppression+: Accurate quantization of large language models by equivalent and optimal shifting and scaling. *arXiv preprint arXiv:2304.09145*, 2023.
- [43] Junjie Wen, Yichen Zhu, Jinming Li, Minjie Zhu, Kun Wu, Zhiyuan Xu, Ran Cheng, Chaomin Shen, Yaxin Peng, Feifei Feng, et al. Tinyvla: Towards fast, data-efficient vision-language-action models for robotic manipulation. *arXiv preprint arXiv:2409.12514*, 2024.
- [44] Adina Williams, Nikita Nangia, and Samuel R Bowman. A broad-coverage challenge corpus for sentence understanding through inference. *NAACL-HLT*, 2018.
- [45] Xinjian Wu, Fanhu Zeng, Xiudong Wang, and Xinghao Chen. Ppt: Token pruning and pooling for efficient vision transformers. *arXiv preprint arXiv:2310.01812*, 2023.
- [46] Guangxuan Xiao, Ji Lin, Mickael Seznec, Hao Wu, Julien Demouth, and Song Han. Smoothquant: Accurate and efficient post-training quantization for large language models, 2023.
- [47] Zhihang Yuan, Lin Niu, Jiawei Liu, Wenyu Liu, Xinggang Wang, Yuzhang Shang, Guangyu Sun, Qiang Wu, Jiaxiang Wu, and Bingzhe Wu. Rptq: Reorder-based post-training quantization for large language models. *arXiv preprint arXiv:2304.01089*, 2023.
- [48] Rowan Zellers, Ari Holtzman, Yonatan Bisk, Ali Farhadi, and Yejin Choi. Hellaswag: Can a machine really finish your sentence? *arXiv preprint arXiv:1905.07830*, 2019.
- [49] Susan Zhang, Stephen Roller, Naman Goyal, Mikel Artetxe, Moya Chen, Shuohui Chen, Christopher Dewan, Mona Diab, Xian Li, Xi Victoria Lin, et al. Opt: Open pre-trained transformer language models. *arXiv preprint arXiv:2205.01068*, 2022.
- [50] Lianmin Zheng, Wei-Lin Chiang, Ying Sheng, Siyuan Zhuang, Zhanghao Wu, Yonghao Zhuang, Zi Lin, Zhuohan Li, Dacheng Li, Eric P Xing, Hao Zhang, Joseph E. Gonzalez, and Ion Stoica. Judging llm-as-a-judge with mt-bench and chatbot arena, 2023.
- [51] Minjie Zhu, Yichen Zhu, Jinming Li, Junjie Wen, Zhiyuan Xu, Ning Liu, Ran Cheng, Chaomin Shen, Yaxin Peng, Feifei Feng, et al. Scaling diffusion policy in transformer to 1 billion parameters for robotic manipulation. *arXiv preprint arXiv:2409.14411*, 2024.
- [52] Yichen Zhu, Minjie Zhu, Ning Liu, Zhicai Ou, Xiaofeng Mou, and Jian Tang. Llava-phi: Efficient multi-modal assistant with small language model. *arXiv preprint arXiv:2401.02330*, 2024.

## Checklist

1. For all authors...
  - (a) Do the main claims made in the abstract and introduction accurately reflect the paper’s contributions and scope? **[Yes] We make the main claims made in the abstract and introduction to reflect the paper’s contributions and scope.**
  - (b) Did you describe the limitations of your work? **[Yes] We describe the limitation in section 7.**
  - (c) Did you discuss any potential negative societal impacts of your work? **[Yes] We describe the limitation in section 7.**
  - (d) Have you read the ethics review guidelines and ensured that your paper conforms to them? **[Yes]**
2. If you are including theoretical results...
  - (a) Did you state the full set of assumptions of all theoretical results? **[N/A] We do not have theoretical results.**
  - (b) Did you include complete proofs of all theoretical results? **[N/A] We do not have theoretical results.**
3. If you ran experiments (e.g. for benchmarks)...
  - (a) Did you include the code, data, and instructions needed to reproduce the main experimental results (either in the supplemental material or as a URL)? **[Yes] We will release our code after acceptance.**
  - (b) Did you specify all the training details (e.g., data splits, hyperparameters, how they were chosen)? **[Yes] We describe implementation details in section 4.**
  - (c) Did you report error bars (e.g., with respect to the random seed after running experiments multiple times)? **[Yes] We follow the open-sourced code from original approaches to ensure reproducibility.**
  - (d) Did you include the total amount of compute and the type of resources used (e.g., type of GPUs, internal cluster, or cloud provider)? **[Yes] We describe implementation details in section 4.**
4. If you are using existing assets (e.g., code, data, models) or curating/releasing new assets...
  - (a) If your work uses existing assets, did you cite the creators? **[Yes]**
  - (b) Did you mention the license of the assets? **[Yes] The assets are open-sourced.**
  - (c) Did you include any new assets either in the supplemental material or as a URL? **[No]**
  - (d) Did you discuss whether and how consent was obtained from people whose data you’re using/curating? **[N/A] We use public data.**
  - (e) Did you discuss whether the data you are using/curating contains personally identifiable information or offensive content? **[N/A] We use public data and there is no identifiable information or offensive content.**
5. If you used crowdsourcing or conducted research with human subjects...
  - (a) Did you include the full text of instructions given to participants and screenshots, if applicable? **[N/A] We do not use crowdsourcing or human subjects.**
  - (b) Did you describe any potential participant risks, with links to Institutional Review Board (IRB) approvals, if applicable? **[N/A]**
  - (c) Did you include the estimated hourly wage paid to participants and the total amount spent on participant compensation? **[N/A]**