

SUTURED ECH AND CONTACT 2-HANDLES

YEN-LIN CHEN

ABSTRACT. We show that there are well-defined maps on sutured ECH induced by contact 2-handle attachments and that the sutured ECH contact class is functorial under such maps.

CONTENTS

1. Introduction	1
Acknowledgements	2
2. Preliminaries	2
2.1. Definitions and conventions	2
2.2. From sutured to convex boundary and back	6
2.3. Contact 2-handle attachment in sutured ECH	9
3. Contact 2-handle attachments and contact surgery	11
4. Suturing and contact 1-handle attachment commute	14
5. Proof of Proposition 3.2	18
References	24

1. INTRODUCTION

In [1], Baldwin and Sivek studied the effect of contact handle attachments on Kronheimer and Mrowka's sutured monopole homology [12] and proved an analogue of Honda's bypass exact triangle using Özbağcı's description of a bypass attachment as a contact 1- and 2-handle pair attachment that cancel topologically [14]. The aim of this article is to establish the corresponding contact handle attachment maps for Colin–Ghiggini–Honda–Hutchings's sutured embedded contact homology (ECH). The latter has recently been shown to be isomorphic to Juhász's sutured Floer homology [11] by Colin, Ghiggini, and Honda [3].

It was shown in [13] that there is a natural model for contact 1-handles that works well with sutured ECH, and that attaching a contact 1-handle to a sutured contact 3-manifold induces a canonical isomorphism between sutured ECH of those contact manifolds before and after the handle attachment. In contrast, a model for contact 2-handles to work with sutured ECH has been elusive. Therefore we adopt an ad hoc approach that requires

Date: October 29, 2024.

investigating the Reeb dynamics as we switch between (smooth) convex and sutured boundary conditions. More specifically, given a sutured contact 3-manifold (M, Γ, α) and a simple closed curve γ on ∂M that intersects Γ in exactly two points, we first round corners of M to turn it into a contact 3-manifold with convex boundary, then attach a contact 2-handle along γ following Giroux [6], and finally turn the resulting contact 3-manifold with convex boundary into a sutured contact 3-manifold $(M_\gamma, \Gamma', \alpha_\gamma)$ following a process that takes place in a small neighborhood of the dividing set. With the preceding understood, our main result can be stated as follows:

Theorem 1.1. *Let (M, Γ, α) be a sutured contact 3-manifold and γ be a simple closed curve on its boundary that intersects the suture in exactly two points. Then there is a well-defined map*

$$F_{h_2} : ECH(M, \Gamma, \alpha) \rightarrow ECH(M_\gamma, \Gamma', \alpha_\gamma)$$

that sends the empty orbit set to the empty orbit set.

In upcoming work in progress, we prove an analogue of the bypass exact triangle for sutured ECH and discuss some applications.

The organization of this article is as follows. In Section 2, we give a quick review of ECH and its sutured version as well as a brief account of the convex surface theory. We refer the reader to [8] for a more detailed exposition of ECH. Also in that section, we show that going from sutured to smooth convex boundary condition and back does not change ECH and we flesh out contact 2-handle attachment in our context following Giroux's recipe [6]. In Section 3, we describe the prototypical contact 2-handle attachment map on sutured ECH and defer some details of the construction to Section 5. Section 4 proves that attaching a contact 1-handle before or after switching from smooth convex to sutured boundary condition does not change sutured ECH.

Acknowledgements. The author was supported in part by a Simons Foundation grant No. 519352 and he is very grateful to his advisor Çağatay Kutluhan for suggesting this problem, for posing and pushing the questions, for enduring the author's rambles, rewrites and stalls and for meticulously reading and revising an early draft. The author also thanks Agniva Roy and Yuan Yao for helpful conversations.

2. PRELIMINARIES

2.1. Definitions and conventions.

2.1.1. Sutured contact 3-Manifolds. A convex sutured contact 3-manifold is a balanced sutured 3-manifold equipped with a contact structure co-oriented by an adapted contact form. We include the Definitions 2.1 and 2.2 from [3] for completeness. (cf. [4, Definitions 2.7 and 2.8].)

Definition 2.1. A balanced *sutured 3-manifold* is a triple $(M, \Gamma, U(\Gamma))$, where M is a compact 3-manifold with boundary and corners, Γ is an oriented 1-manifold in ∂M called the suture, and $U(\Gamma) \simeq [-1, 0] \times \Gamma \times [-1, 1]$ is a neighborhood of $\Gamma \simeq \{0\} \times \Gamma \times \{0\}$ in M with coordinates $(\tau, t) \in [-1, 0] \times [-1, 1]$, such that the following hold

- M has no closed components,
- $U(\Gamma) \cap \partial M \simeq (\{0\} \times \Gamma \times [-1, 1]) \cup ([-1, 0] \times \Gamma \times \{-1\}) \cup ([-1, 0] \times \Gamma \times \{1\})$,
- $\partial M \setminus (\{0\} \times \Gamma \times (-1, 1))$ is the disjoint union of two submanifolds which we call $R_-(\Gamma)$ and $R_+(\Gamma)$, where the orientation of ∂M agrees with that of $R_+(\Gamma)$ and is opposite that of $R_-(\Gamma)$, and the orientation of Γ agrees with the boundary orientation of $R_+(\Gamma)$,
- the corners of M are precisely $\{0\} \times \Gamma \times \{\pm 1\}$,
- $R_\pm(\Gamma)$ have no closed components and $\chi(R_-(\Gamma)) = \chi(R_+(\Gamma))$.

Definition 2.2. Let $(M, \Gamma, U(\Gamma))$ be a balanced sutured 3-manifold. Then $(M, \Gamma, U(\Gamma), \xi)$ is a *sutured contact manifold* if there exists a contact form α for ξ with Reeb vector field R_α such that:

- R_α is positively transverse to $R_+(\Gamma)$ and negatively transverse to $R_-(\Gamma)$,
- $\alpha = Cdt + \beta$ on $U(\Gamma)$ for some constant $C > 0$, where β is independent of t . In particular, $R_\alpha = \frac{1}{C}\partial_t$ on $U(\Gamma)$.

Note that the following are immediate consequences of the above definitions:

- The boundary ∂M comes in three components: $R_\pm(\Gamma)$, $\{0\} \times \Gamma \times [-1, 1]$ which we shall refer to as the upper/lower and vertical boundaries of M , denoted by $\partial_h^\pm M$ and $\partial_v M$, respectively.
- $(R_\pm(\Gamma), \beta_\pm = \alpha|_{R_\pm(\Gamma)})$ are Liouville manifolds (see [4, Definition 2.8]) with respective Liouville vector fields restricting to ∂_τ over $R_\pm(\Gamma) \cap U(\Gamma)$.
- On $U(\Gamma) \simeq [-1, 0]_\tau \times \Gamma_\theta \times [-1, 1]_t$,

$$\alpha = Cdt + e^\tau \beta_0 \quad (1)$$

where β_0 is a volume form on Γ .

- The t -coordinate function extends to collar neighborhoods of $\partial_h^\pm M$ by using the flow of CR_α : $(1 - \varepsilon, 1]_t \times R_+(\Gamma)$, $[-1, -1 + \varepsilon]_t \times R_-(\Gamma)$ over which

$$\alpha = Cdt + \beta_\pm \quad (2)$$

respectively.

Example 2.3. [4, Example 2.9] Let (S, β) be a 2-dimensional Liouville domain with a collar neighborhood $\partial S \times [-1, 0]_\tau$ of ∂S afforded by the Liouville field identified with ∂_τ then

$$(S \times [-1, 1]_t, \partial S \times \{0\}, \partial S \times [-1, 0]_\tau \times [-1, 1]_t, dt + \beta)$$

is a sutured contact 3-manifold.

2.1.2. Sutured Embedded Contact Homology. Here we give a brief overview of Hutchings's embedded contact homology (ECH) and its sutured version as defined by Colin, Ghiggini, Honda, and Hutchings. We refer the reader to [8] for details on the definition and structure of ECH.

Given a closed contact three manifold Y equipped with a nondegenerate contact form λ and some fixed $\Gamma \in H_1(Y)$, the embedded contact homology $\text{ECH}(Y, \lambda, \Gamma; J)$ is the homology of a chain complex freely generated by admissible Reeb orbit sets $\{(\alpha_i, m_i)\}$ representing Γ , whose differential counts ECH index 1 holomorphic curves asymptotic at its positive/negative ends to such orbit sets in $\mathbb{R} \times Y$ equipped with a generic \mathbb{R} -invariant symplectization-admissible almost complex structure J .

Although its definition relies on particular choices of contact form λ and almost complex structure J , it was shown by Taubes in [16] that there is a canonical isomorphism between ECH and Seiberg–Witten Floer cohomology:

$$\text{ECH}_*(Y, \lambda, \Gamma; J) \simeq \widehat{HM}^{-*}(Y, \mathfrak{s}_\xi + PD(\Gamma)).$$

Consequently, ECH is in fact a topological invariant. In contrast, filtered ECH, $\text{ECH}^L(Y, \lambda, \Gamma, J)$, which is defined by those orbit sets $\alpha = \{(\alpha_i, m_i)\}$ with symplectic action

$$\mathcal{A}(\alpha) = \int_\alpha \lambda = \sum_i m_i \int_{\alpha_i} \lambda$$

less than some fixed $L > 0$ is sensitive to the choice of the contact form λ . Filtered ECH was shown to be independent of a choice of almost complex structure in [10]; hence it defines canonical groups $\text{ECH}_*^L(Y, \lambda, \Gamma)$ that form a directed system such that

$$\lim_{L \rightarrow \infty} \text{ECH}^L(Y, \lambda, \Gamma) = \text{ECH}(Y, \lambda, \Gamma).$$

When there is no need to specify the homology class Γ , one can work with

$$\text{ECH}_*^L(Y, \lambda) := \bigoplus_{\Gamma \in H_1(Y)} \text{ECH}_*^L(Y, \lambda, \Gamma),$$

which satisfy

$$\lim_{L \rightarrow \infty} \text{ECH}^L(Y, \lambda) = \text{ECH}(Y, \lambda).$$

Moreover, given an exact symplectic cobordism $(X, \omega = d\lambda)$ from (Y_+, λ_+) to (Y_-, λ_-) and $L > 0$, there is a cobordism induced map

$$\Phi^L(X, \omega) : \text{ECH}^L(Y_+, \lambda_+) \rightarrow \text{ECH}^L(Y_-, \lambda_-)$$

satisfying the properties listed in [10, Theorem 1.9].

For a sutured contact 3-manifold $(M, \Gamma, U(\Gamma), \alpha)$, its sutured ECH is defined in [4] to be the homology of the chain complex $\text{ECC}(M, \Gamma, U(\Gamma), \alpha)$ generated by admissible orbit sets that lie in the interior of M and with

differential defined by counting ECH index 1 holomorphic curves in $\mathbb{R} \times M^*$ where

$$M^* = M_v \cup ([0, \infty)_\tau \times \Gamma \times \mathbb{R}_t),$$

with

- M_v a vertical extension of $(M, \Gamma, U(\Gamma), \alpha)$ by $(R_\pm(\Gamma) \times [1, \infty)_t, Cdt + \beta_\pm)$ attached along $R_\pm(\Gamma)$, respectively,
- $([0, \infty)_\tau \times \Gamma \times \mathbb{R}_t, Cdt + e^\tau \beta_0)$ is attached to M_v along the infinite cylinder boundary $\{0\}_\tau \times \Gamma \times \mathbb{R}_t$,

and $\mathbb{R} \times M^*$ is endowed with an almost complex structure tailored to (M^*, α^*) . (See [4, Section 3.1] for definition of a tailored almost complex structure and [4, Section 5] as to why working with such an almost complex structure is necessary.) The resulting homology group is denoted by $\text{ECH}(M, \Gamma, \alpha, J)$.

Like ECH, its sutured version also admits a filtration by symplectic action. For $L > 0$, filtered sutured ECH groups are denoted by $\text{ECH}^L(M, \Gamma, \alpha, J)$, and

$$\lim_{L \rightarrow \infty} \text{ECH}^L(M, \Gamma, \alpha, J) = \text{ECH}(M, \Gamma, \alpha, J).$$

It was shown in [2], and independently in [13], that filtered sutured ECH depends only on the underlying sutured 3-manifold and the contact structure. In fact, it was shown in [13] that sutured ECH assigns a canonically defined group to a sutured contact 3-manifold that depends a priori only on the restriction of an adapted contact form on the boundary. More recently, Colin, Ghiggini, and Honda have shown that sutured ECH is isomorphic to sutured Floer homology of Juhász [11], settling [4, Conjecture 1.5]. Therefore, sutured ECH is a topological invariant of the underlying sutured 3-manifold.

2.1.3. Convex hypersurfaces in contact manifolds.

Definition 2.4. A hypersurface Σ within a $(2n + 1)$ -dimensional contact manifold $(M, \xi = \ker \alpha)$ is said to be convex if there is a contact vector field X defined in a tubular neighborhood $N(\Sigma)$ of Σ and is transverse to Σ , i.e. $\mathcal{L}_X \alpha = \mu \alpha$ for some $\mu \in C^\infty(N(\Sigma))$ and $X_p \notin T_p \Sigma$ for $p \in \Sigma$ (see [5, Lemma 1.5.8 (b)].)

Convexity is a local condition since X is generated by a contact Hamiltonian function (see [5, Theorem 2.3.1].) Having fixed X , the dividing set Γ on Σ , defined to be $\{x \in \Sigma \mid X(x) \in \xi(x)\}$, divides Σ into two subsurfaces denoted by Σ_\pm over which X is positively/negatively transverse to ξ , respectively.

Using the flow of X , one can identify a collar neighborhood of Σ with $\mathbb{R}_s \times \Sigma$ which we shall refer to as a vertically invariant neighborhood of Σ . On this neighborhood, we can write

$$\alpha = m(fds + \beta) \tag{3}$$

where

- (1) $m = \exp(-\int_0^s \mu(\zeta, p)d\zeta)$ where $\mathcal{L}_X\alpha = \mu\alpha$ (cf. [5, Section 4.6.2]),
- (2) $\beta \in \Omega^1(\Sigma)$ and $f \in C^\infty(\Sigma)$ both of which are independent of s .

Thus every convex hypersurface Σ admits a collar neighborhood that is contactomorphic to $(\mathbb{R}_s \times \Sigma, fds + \beta)$.

With the above identification understood, the dividing set Γ is cut out by the zero locus of f , i.e. $\{f = 0\} \subset \Sigma$ whereas $\Sigma_\pm = \{\pm f > 0\}$. Using the contact condition

$$\alpha \wedge (d\alpha)^n = fds(d\beta)^n + ndf ds\beta(d\beta)^{n-1} > 0,$$

one can see that $df \neq 0$ along Γ and hence Γ is a codimension-1 submanifold of Σ which in the three dimensional case, $n = 1$, amounts to a disjoint union of embedded circles.

2.2. From sutured to convex boundary and back. In order to describe the effect of contact 2-handle attachment on sutured ECH, we adopt Baldwin and Sivek's strategy in [1] that interprets contact 2-handle attachment on a contact 3-manifold with convex boundary as performing contact surgery along a parallel copy of the attaching curve within the interior of a vertically invariant neighborhood of the boundary. To do so, we first switch from sutured to convex boundary condition, then attach a contact 2-handle on the resulting contact 3-manifold with convex boundary following Giroux [6], and finally switch back from convex to sutured boundary condition.

To begin, we recall how to switch from sutured to convex boundary condition as is described in [4, Section 4.1]. Given a sutured contact 3-manifold $(M, \Gamma, U(\Gamma), \ker(\alpha))$, the latter amounts to rounding its corners and it takes place entirely within the neighborhood $U(\Gamma)$ of its vertical boundary parametrized by

$$[-1, 1]_t \times (-1, 0]_\tau \times \Gamma_\theta,$$

To be precise, we describe the new boundary after rounding corners in terms of the graph of a convex even function $\Xi : [-1, 1] \rightarrow \mathbb{R}$ that is smooth on $(-1, 1)$ such that $\Xi(0) = 0$, $\dot{\Xi}(0) = 0$, $\dot{\Xi} \neq 0$ for $|t| > 1 - \epsilon$ with $\epsilon \in (0, \frac{1}{100})$, and $\lim_{t \rightarrow \pm 1} \dot{\Xi}(t) = \mp\infty$, so that points on the new boundary are defined by

$$(t, \tau, \theta) = (t, \Xi(t), \theta).$$

To verify that the new boundary is indeed convex we use a θ -invariant contact vector field X whose restriction to $U(\Gamma)$ is of the form

$$X = a(t)\partial_t + \dot{a}(t)\partial_\tau, \tag{4}$$

and satisfies $\mathcal{L}_X\alpha = \dot{a}\alpha$ where a is a non-decreasing function that is equal to t/C for $|t| \leq \frac{\epsilon}{2}$ and to $1/C$ (resp. $-1/C$) for $t \geq 1 - \frac{\epsilon}{2}$ (resp. $t \leq -1 + \frac{\epsilon}{2}$.) With X so defined, it is straightforward to check that it is transverse to the boundary.

Thus in a collar neighborhood of the boundary of the resulting contact manifold $(u(M), u(\alpha) = \alpha|_{u(M)})$ with convex boundary defined by the flow

of X , α can be expressed as

$$e^{\frac{s}{C}}(tds + Cdt + e^{\Xi(t)}d\theta), \quad (5)$$

where the flow of $X = \partial_s$ can be solved explicitly as $(t, \tau, \theta) \mapsto (e^{\frac{s}{C}}t, \tau + \frac{s}{C}, \theta)$ with $|t| \leq \frac{\epsilon}{2}$. We shall refer to $(u(M), u(\alpha) = \alpha|_{u(M)})$ as the *unsuturing* of $(M, \Gamma, U(\Gamma), \ker(\alpha))$.

Next we outline the general recipe of switching from convex to sutured boundary condition following the proof of [4, Lemma 4.1]. Let (M, α) be a contact 3-manifold with convex boundary then in a collar neighborhood $(-\infty, 0]_s \times \Sigma$ of $\partial M = \Sigma$ supplied by a contact vector field X , the contact form reads

$$m(fds + \beta)$$

where m is determined by the re-scaling factor of the Lie derivative of α with respect to X and both f and β are s -invariant. Recall that Σ_{\pm} are determined by $f > 0$ or $f < 0$, and the dividing set $\Gamma \subset \Sigma$ is cut out by the condition $f = 0$. With the preceding understood, the suturing process can be summarized in six steps:

- (1) By a positive conformal re-scaling we may assume that f is only a function of τ within an annular neighborhood of the dividing set $A(\Gamma) \simeq [-1, 1]_{\tau} \times \Gamma_{\theta}$ and that it equals ± 1 on $\Sigma_{\pm} \cap \{|\tau| \geq 1/4\}$. In order to guarantee that the restriction of α to $R_{\pm}(\Gamma)$ away from a neighborhood of Γ to be Liouville forms, we may require the associated Reeb vector field to be positively/negatively transverse along $R_{\pm}(\Gamma)$, which can be achieved by re-scaling α so that $f = \pm 1$ on $R_{\pm}(\Gamma)$.
- (2) Using the characteristic line field directed by the vector field whose τ -component is ∂_{τ} , we can parameterize $A(\Gamma)$ so that we have no $d\tau$ -term in the restriction of β to $A(\Gamma)$.
- (3) Since $\frac{d\beta}{d\tau}$ shares the same kernel as β , there is a positive function $a(\tau, \theta)$ so that $\frac{d\beta}{d\tau} = a(\tau, \theta)\beta$ and hence

$$\beta(\tau, \theta) = \exp\left(\int_0^{\tau} a(\zeta, \theta)d\zeta\right) \beta(0, \theta)$$

Thus α can be written as

$$m(f(\tau)ds + g(\tau, \theta)\beta_0)$$

where $\beta_0 = \beta(0, \theta)$ and g is a positive function that satisfies

- $\frac{\partial g}{\partial \tau} < 0$ if $\tau > 0$, and
- $\frac{\partial g}{\partial \tau} > 0$ if $\tau < 0$.

- (4) To further remove the θ -dependence on g , first consider the following contact form

$$\tilde{\alpha} := m(f(\tau)ds + \tilde{g}(\tau, \theta)\beta_0)$$

where \tilde{g} is a positive function such that

- $\tilde{g} = g$ when τ is near to ± 1 ,

- $\tilde{g} = \tilde{g}(\tau)$ when $|\tau| < 1/2$,
- \tilde{g} satisfies the same conditions as g listed above.

Then apply Moser-Weinstein technique to the linear isotopy starting with $\tilde{\alpha}$ and ending with α to reparameterize $A(\Gamma)$ so that under the new parameterization α can be written as

$$\alpha = \eta m(f(\tau)ds + \tilde{g}(\tau)\beta_0),$$

for $|\tau| < 1/2$, where η is a positive function.

(5) Let $u = f(\tau)\tilde{g}(\tau)^{-1}$ to write

$$\alpha = \eta m\tilde{g}^{-1}(uds + \beta_0),$$

or equivalently as

$$\alpha = h_0(uds + \beta_0).$$

Note that by the contact condition $du/d\tau > 0$, hence u is a new coordinate. Next use the following map from [15]

$$\phi : (u, s, x) \mapsto (u, s, \psi^{\frac{1}{2}us}(\theta)),$$

where ψ denotes the flow of the vector field on Γ dual to β_0 . The map ϕ satisfies

$$\phi^*(\frac{1}{2}(uds - sdu) + \beta_0) = uds + \beta_0$$

and with the polar coordinate on the us -plane we arrive at

$$\alpha = h_0(\frac{1}{2}r^2d\varphi + \beta_0)$$

defined on the half disk

$$U = \{(u, s) = (r \cos \varphi, r \sin \varphi) \mid 0 \leq r \leq \delta, \pi \leq \varphi \leq 2\pi\}. \quad (6)$$

(6) Finally, within U perturb h_0 to get a function $h = h(r)$ that satisfies

- $\frac{\partial h}{\partial r} < 0$,
- $h = C_0/r^2$ when $\varepsilon/2 \leq r \leq \varepsilon$ and ε is some positive constant $< \delta$.

Now we are ready to prove the following.

Theorem 2.5. *For each $L > 0$, there exists a canonical isomorphism*

$$ECH^L(s(u(M)), \Gamma', s(u(\alpha))) \xrightarrow{\sim} ECH^L(M, \Gamma, \alpha).$$

Proof. We start by arguing that no new closed Reeb orbits are introduced as a result of suturing the unsutured. To see this, note that equation (5) suggests that Step (1) of the suturing process can be omitted and all potential changes in Reeb dynamics lie within the half disk U specified in (6). The fact that the restriction of the Reeb vector field for $s(u(\alpha))$ to $U \times \Gamma'$ is positively transverse to every φ -constant hyperplane, which is guaranteed by our choice of the function h in Step (6) of the suturing process (cf. proof of [4, Lemma 4.1]), implies that no integral curve of the Reeb vector field intersecting $U(\Gamma) \cap s(u(M))$ would close up. In fact, every maximal integral curve of the Reeb vector field for $s(u(\alpha))$ starts at a point on $R_-(\Gamma')$ and ends at a point on $R_+(\Gamma')$. Consequently, closed Reeb orbits

of $(s(u(M)), s(u(\alpha)))$ lie in the interior of $s(u(M)) \setminus U(\Gamma)$, hence they are the same as closed Reeb orbits of (M, α) .

Next, we use intersection theory for holomorphic curves as in the proof of [13, Lemma 3.1] to argue that no holomorphic curve that contributes to the differential on $\text{ECH}(s(u(M)), \Gamma', s(u(\alpha)))$ projects onto $U(\Gamma) \cap s(u(M))$. Suppose that such a curve \mathcal{C} exists and fix a point p_0 in $U(\Gamma) \cap s(u(M))$ that lies in the projection of \mathcal{C} . Let γ_0 denote the maximal integral curve of the Reeb vector field for $s(u(\alpha))^*$ through p_0 and denote by x_0 its intersection with $R_+(\Gamma')$. Next, let $x_1 \in \widehat{R_+(\Gamma')} \setminus R_+(\Gamma')$ where $\widehat{R_+(\Gamma')}$ denotes the completion of the Liouville domain $R_+(\Gamma')$ and γ_1 be the maximal integral curve of the Reeb vector field for $s(u(\alpha))^*$ through x_1 . Since \mathcal{C} is asymptotic to Reeb orbits contained in the interior of $M \setminus U(\Gamma) \subset s(u(M))$, there exist sufficiently large $S, T > 0$ such that the s - and the t -coordinates of \mathcal{C} in $\mathbb{R}_s \times (s(u(M))^* \setminus s(u(M)))$ have absolute values bounded respectively by S and T . Having fixed a path $P : [0, 1] \rightarrow \widehat{R_+(\Gamma')}$ connecting x_0 to x_1 in the complement of $\widehat{R_+(\Gamma)} \setminus U(\Gamma)$ in $R_+(\Gamma')$, let $\tilde{P} : D_P \rightarrow s(u(M))^*$ be its lift to a 2-disk D_P by integral curves of the Reeb vector field for $s(u(\alpha))^*$ whose t -coordinates are constrained to satisfy $|t| \leq T$, and consider the 3-chain

$$A = id \times \tilde{P} : [-S, S] \times D_P \rightarrow \mathbb{R}_s \times s(u(M))^*.$$

Note that ∂A is null-homologous, hence $\mathcal{C} \cdot \partial A = 0$. Since the s - and the t -coordinates of $\mathcal{C} \cap \partial A$ cannot be equal to $\pm S$ and $\pm T$, respectively, we conclude that

$$0 = \mathcal{C} \cdot \partial A = \mathcal{C} \cdot (\mathbb{R} \times \gamma_1) - \mathcal{C} \cdot (\mathbb{R} \times \gamma_0).$$

Moreover, $\mathcal{C} \cdot (\mathbb{R} \times \gamma_1) = 0$ because \mathcal{C} does not project onto $\widehat{R_+(\Gamma')} \setminus R_+(\Gamma')$ by [4, Lemma 5.5]. As a result, $\mathcal{C} \cdot (\mathbb{R} \times \gamma_0) = 0$, contradicting our assumption. \square

2.3. Contact 2-handle attachment in sutured ECH. We now describe how to attach a contact 2-handle to a sutured contact 3-manifold $(M, \Gamma, U(\Gamma), \ker(\alpha))$ along an attaching curve γ intersecting the suture Γ at exactly two points. This shall be done in three steps:

- (1) Unsuture the sutured contact 3-manifold $(M, \Gamma, U(\Gamma), \ker(\alpha))$ to get a contact 3-manifold $(u(M), u(\alpha))$ with convex boundary where Γ becomes the dividing set.
- (2) Attach a contact 2-handle on $(u(M), u(\alpha))$ following Giroux's recipe [6] along an isotopic copy of γ which agrees with γ in the complement of where rounding of corners occurs.
- (3) Suture the resulting contact 3-manifold $(u(M)_2, u(\alpha)_2)$.

For the first step, we further require that the contact vector field as in the beginning of Section 2.2 is chosen so that there is a collar neighborhood of the dividing set $A(\Gamma) \simeq \Gamma \times [-1, 1]$ on $\Sigma = \partial u(M)$ with which

- the characteristic foliation of $\ker \alpha|_{u(M)}$ on $A(\Gamma)$ is an interval-fibration over γ parametrized as $\gamma \times [-1, 1]$ so that $\partial A(\gamma) = \gamma \times \{\pm 1\}$, and
- the function f in equation (3) is equal to ± 1 over $\Sigma_{\pm} \setminus (\Gamma \times [-1/2, 1/2])$, where the restriction of β defines Liouville forms.

For the second step, we first match the characteristic foliations on a neighborhood $A(\gamma)$ of the attaching curve and that of the attaching circle as in Giroux's contact 2-handle model $(H_2, \zeta_2 = \ker \alpha_2)$ where $H_2 = \{(x, y, z) \in \mathbb{R}^3 \mid x^2 + z^2 \leq 1, |y| \leq \varepsilon\}$ and $\alpha_2 = dz + ydx + 2xdy$ (see [7, Section III.3.B] and [14, Section 1]). Then we match the contact structures. To elaborate, construct a 1-form β_0 on $\partial u(M)$ satisfying

- $\beta_0 = \beta$ on $A(\Gamma)$,
- β_0 is a Liouville form on $\Sigma_{\pm} \setminus (\Gamma \times [-1/2, 1/2])$,
- the kernel of β_0 defines a singular foliation on $\partial u(M)$ whose restriction to $A(\gamma)$ coincides with that around the attaching circle of (H_2, ζ_2) .

Then apply the Moser-Weinstein technique to the family of contact forms $\alpha_{\nu} = m(fds + \beta_{\nu})$ where $\beta_{\nu} = \beta_0(1 - \nu) + \beta\nu$ so as to solve the equation

$$\phi_{\nu}^* \alpha_{\nu} = \alpha_0$$

as in [13]. Use the time-1 map ϕ_1 to isotope $u(M)$ within a collar neighborhood so that $\ker \alpha_1 = \ker \alpha$ induces the required characteristic foliation over $\phi_1(A(\gamma))$. Note that

- the isotopy ϕ_{ν} is the identity over the region $A(\Gamma) \times \mathbb{R}_s$ where α_{ν} is constant,
- the perturbed boundary $\phi_1(\partial u(M))$ is still transverse to ∂_s , and
- ϕ_{ν} is a *strict* contactomorphism.

Consequently, we have

Corollary 2.6. *For each $L > 0$, there exists a canonical isomorphism*

$$ECH^L(s(\tilde{u}(M)), \Gamma', s(\tilde{\alpha})) \xrightarrow{\sim} ECH^L(M, \Gamma, \alpha)$$

where $\tilde{u}(M)$ is the manifold obtained from $u(M)$ after a perturbation needed to match the characteristic foliation of $A(\gamma)$ with that of (H_2, ζ_2) around its attaching circle; and $\tilde{\alpha}$ denotes the restriction of α to $\tilde{u}(M)$.

Proof. This follows readily from Theorem 2.5 and the fact that there is a strict contactomorphism between $(\tilde{u}(M), \tilde{\alpha})$ and $(u(M), u(\alpha))$ fixing a collar neighborhood of $A(\Gamma)$. \square

To complete the description of the contact 2-handle attachment process, we note that if $\psi : F_2 \rightarrow \phi_1(A(\gamma))$ is an attaching map that intertwines the characteristic foliations then it follows from [6, III.3.B] that there is an isotopy φ_{ν} of $\phi_1(\partial u(M))$ and a positive function μ such that

$$\tilde{\alpha} = ((\varphi_1 \circ \psi)^{-1})^*(\mu \alpha_2)$$

In other words, the contact manifold $(H_2, \mu\alpha_2)$ can be attached along the curve $\varphi_1(\psi(\phi_1(\gamma)))$ and extends the contact form $\tilde{\alpha}$ on $\tilde{u}(M)$. We denote the resulting contact manifold with convex boundary by $(\tilde{u}(M)_2, \tilde{\alpha}_2)$.

3. CONTACT 2-HANDLE ATTACHMENTS AND CONTACT SURGERY

In this section, we adapt Baldwin and Sivek's recipe in [1] to define contact 2-handle attachment maps on sutured monopole homology to sutured ECH. Baldwin and Sivek show in [1, Section 4.2.3] that attaching a contact 2-handle on a contact 3-manifold with convex boundary along a curve γ that intersects the dividing set in exactly two points followed by an auxiliary contact 1-handle attached along the belt sphere of the 2-handle is contactomorphic to contact $(+1)$ -surgery along a parallel copy γ' of γ in the interior of the manifold. This is because γ' can be chosen to be a Legendrian knot by the Legendrian Realization Principle, and since γ intersects the dividing set in exactly two points, contact $(+1)$ -surgery along γ' is the same as boundary-framed surgery. The following proposition describes Baldwin and Sivek's contactomorphism in our context. We include its proof for sake of completeness and for future reference.

Proposition 3.1 (cf. Section 4.2.3 in [1]). *Let $\tilde{u}(M)_{2,1}$ denote the contact 3-manifold with convex boundary obtained from $\tilde{u}(M)$ by attaching a contact 2-handle along a simple closed curve $\gamma \subset \partial\tilde{u}(M)$ intersecting the dividing set of $\tilde{u}(M)$ in exactly two points followed by an auxiliary contact 1-handle attached along the belt sphere of that 2-handle, $\tilde{u}(M)'$ denote the result of performing contact $(+1)$ -surgery on $\tilde{u}(M)$ along γ' , and $\tilde{\alpha}_{2,1}$ denote the extension of $\tilde{\alpha}$ to $\tilde{u}(M)_{2,1}$. Then there is a contactomorphism*

$$\mathbf{BS} : (\tilde{u}(M)_{2,1}, \tilde{\alpha}_{2,1}) \rightarrow (\tilde{u}(M)', \tilde{\alpha}'),$$

where $\tilde{\alpha}' = (\mathbf{BS}^{-1})^*\tilde{\alpha}_{2,1}$. The contactomorphism \mathbf{BS}^{-1} restricts to the identity in the complement of a vertically invariant neighborhood of γ . \square

Proof. Fix a transverse contact vector field X near $\partial\tilde{u}(M)$ so as to define a vertically invariant collar neighborhood of $\partial\tilde{u}(M)$. Following [1, Section 4.2.3], use X to define a vertically invariant neighborhood N of γ and denote by N_1 the union of N with the 2- and 1-handle pair attached as in [1, Figures 18 and 19]¹. Round corners of N so as to make its boundary a convex torus with two meridional dividing curves. Do this in such a way that $A(\gamma) = \partial N \cap \partial\tilde{u}(M) \cong [-1, 1] \times \gamma$.

The identity map

$$id : \tilde{u}(M)_{2,1} \setminus N_1 \rightarrow \tilde{u}(M) \setminus N$$

extends to a contactomorphism between some collar neighborhoods of ∂N_1 and ∂N , which is unique up to isotopy. To be more precise, note that part

¹It should be noted that in contrast with [1], contact handles in our case do not have Legendrian corner. Instead, we round corners after attaching contact handles as in [14, Figure 5].

of the boundary of N_1 agrees with that of N and replaces $A(\gamma)$ by another annulus which we denote by A_1 . We may assume that the two intersect near their common boundary

$$A(\gamma) \cap A_1 \cong ([-1, -\frac{3}{4}] \cup [\frac{3}{4}, 1]) \times \gamma.$$

Next fix a diffeomorphism $\sigma : A_1 \rightarrow A(\gamma)$ that restricts to the identity on $A(\gamma) \cap A_1$ and use σ to extend $id : \partial N_1 \setminus A_1 \rightarrow \partial N \setminus A(\gamma)$ to a diffeomorphism $\bar{\sigma} : \partial N_1 \rightarrow \partial N$ that identifies the dividing sets. We may assume that σ intertwines the characteristic foliations on A_1 and $A(\gamma)$. Otherwise, perturb ∂N_1 via an isotopy supported in a vertically invariant neighborhood of $A_1 \setminus A(\gamma)$ and replace σ by $\rho_1 \circ \sigma$ where $\rho_t : A(\gamma) \rightarrow A(\gamma)$ is an isotopy that is identity on $([-1, -\frac{3}{4}] \cup [\frac{3}{4}, 1]) \times \gamma$. The extension of $\bar{\sigma}$ to some vertically invariant collar neighborhoods of ∂N_1 and ∂N then extends $id : \tilde{u}(M)_{2,1} \setminus N_1 \rightarrow \tilde{u}(M) \setminus N$ to a contactomorphism

$$f : \tilde{u}(M)_{2,1} \setminus N_1' \rightarrow \tilde{u}(M) \setminus N',$$

where $N_1' \subset \text{int}(N_1)$ and $N' \subset \text{int}(N)$ are the complements of the aforementioned collar neighborhoods of ∂N_1 and ∂N , respectively. Finally, glue the solid torus N_1' onto $\tilde{u}(M) \setminus N'$ in a way that extends f . The map **BS** is nothing but the extension of f over N_1' . Note that gluing N_1' onto $N \setminus N'$ results in a solid torus obtained by performing boundary-framed surgery along γ' in N . In fact, the restriction of **BS** to N_1 is a diffeomorphism between two solid tori that identifies the collar neighborhoods of boundary tori and interchanges the meridian and the longitude. Since γ intersects the dividing set on ∂N in exactly two points, the resulting contact manifold $\tilde{u}(M)'$ is contactomorphic to contact $(+1)$ -surgery on $(\tilde{u}(M), \ker(\tilde{\alpha}))$ along γ' . \square

With the above proposition understood, it suffices to show that contact $(+1)$ -surgery along γ' induces a homomorphism between sutured ECH of the two sutured contact 3-manifolds before and after the surgery.

Proposition 3.2. *Let (M, α) be a sutured contact 3-manifold and K be a Legendrian knot in the interior of M . Then there exists a well-defined map*

$$\mathbf{F}_K : ECH(M, \Gamma, \alpha) \rightarrow ECH(M', \Gamma, \alpha_K)$$

where M' is the result of contact $(+1)$ -surgery along K , and α' is a certain contact form extending the restriction of α to the complement of a standard neighborhood of K .

Proof. As is explained in [13, Section 2.3], given $L > 0$ there exists a closed, contact 3-manifold (Y_n, α_n) such that (M, α) embeds into and both have the same set of closed Reeb orbits of symplectic action less than L (see also [2, Section 10.3]). Here n is a positive number that can be chosen to be arbitrarily large as long as it is sufficiently large with respect to L . Furthermore, $ECH^L(M, \Gamma, \alpha)$ and $ECH^L(Y_n, \alpha_n)$ are canonically isomorphic by [13, Lemma 3.5]. By [5, Proposition 6.4.3],

attaching a symplectic 2-handle along K in the concave end of the symplectic cobordism $([0, 1]_s \times Y_n, d(e^s \alpha_n))$ results in an exact symplectic cobordism (X_n, ω_n) . Then the map \mathbf{F}_K arises as the direct limit of maps obtained by pre-composing the maps

$$F_K^L : \text{ECH}^L(M, \Gamma, e\alpha) \rightarrow \text{ECH}^L(M', \Gamma, \alpha_K)$$

induced by (X_n, ω_n) with the canonical scaling isomorphism [10, Theorem 1.3(d)]

$$\text{ECH}(M, \Gamma, \alpha) \xrightarrow{\sim} \text{ECH}(M, \Gamma, e\alpha).$$

Details of the construction of these maps and their properties are deferred to Section 5. \square

Composing the maps we have so far, we arrive at a prototypical version of the desired 2-handle attachment map:

Theorem 3.3. *There exists a well-defined map*

$$\underline{F}_{h_2} : \text{ECH}(M, \Gamma, \alpha) \rightarrow \text{ECH}(s(\tilde{u}(M)_{2,1}), \Gamma'', s(\tilde{\alpha}_{2,1})).$$

Proof. The map \underline{F}_{h_2} arises as the composition of the maps

$$\text{ECH}(M, \Gamma, \alpha) \xrightarrow{\sim} \text{ECH}(s(\tilde{u}(M)), \Gamma', s(\tilde{\alpha})) \quad (7)$$

$$\text{ECH}(s(\tilde{u}(M)), \Gamma', s(\tilde{\alpha})) \xrightarrow{\mathbf{F}_{\gamma'}} \text{ECH}(s(\tilde{u}(M)'), \Gamma', s(\tilde{\alpha}_{\gamma'})) \quad (8)$$

$$\text{ECH}(s(\tilde{u}(M)'), \Gamma', s(\tilde{\alpha}_{\gamma'})) \xrightarrow{\sim} \text{ECH}(s(\tilde{u}(M)'), \Gamma', s(\tilde{\alpha}')) \quad (9)$$

$$\text{ECH}(s(\tilde{u}(M)'), \Gamma', s(\tilde{\alpha}')) \xrightarrow[\mathbf{BS}^{-1}]{\cong} \text{ECH}(s(\tilde{u}(M)_{2,1}), \Gamma'', s(\tilde{\alpha}_{2,1})) \quad (10)$$

The isomorphism in (7) is supplied by Proposition 2.6, while the isomorphism in (10) is provided by Proposition 3.1. Note that each of these isomorphisms are induced by chain maps that send the empty orbit set to the empty orbit set. The map $\mathbf{F}_{\gamma'}$ in (8) is supplied by Proposition 3.2, and by [9, Theorem 1.9(ii)] along with the subsequent Remark 1.11 it sends the ECH contact class to the ECH contact class. As for the isomorphism in (9), it follows from the proofs of Propositions 3.1 and 3.2 that $\tilde{\alpha}_{\gamma'} = \tilde{\alpha}'$ in the complement of a standard neighborhood of γ' in the interior of $\tilde{u}(M)$ and that $(\tilde{u}(M)', \ker(\tilde{\alpha}_{\gamma'}))$ and $(\tilde{u}(M)', \ker(\tilde{\alpha}'))$ are contactomorphic via a contactomorphism that is equal to the identity in the complement of that neighborhood. By requiring that the suturing operation as described in Section 2.2 take place in the complement of the standard neighborhood of γ' , we guarantee that the sutured contact 3-manifolds $(s(\tilde{u}(M)'), \Gamma', s(\tilde{\alpha}_{\gamma'}))$ and $(s(\tilde{u}(M)'), \Gamma', s(\tilde{\alpha}'))$ are contactomorphic via a contactomorphism that is equal to the identity in the complement of the standard neighborhood of γ' , which contains a collar neighborhood of $\partial s(\tilde{u}(M)').$ The isomorphism in (9) is induced by this contactomorphism, which of course maps the empty orbit set to the empty set. \square

In the next section, we show that there exists an isomorphism

$$\text{ECH}(s(\tilde{u}(M)_{2,1}), \Gamma'', s(\tilde{\alpha}_{2,1})) \xrightarrow{\sim} \text{ECH}(s(\tilde{u}(M)_2), \Gamma', s(\tilde{\alpha}_2)) \quad (11)$$

which when composed with the map in Theorem 3.3 gives the desired contact 2-handle attachment map in Theorem 1.1.

4. SUTURING AND CONTACT 1-HANDLE ATTACHMENT COMMUTE

By [13, Lemma 3.1], $\text{ECH}(s(\tilde{u}(M)_2), \Gamma', s(\tilde{\alpha}_2))$ is canonically isomorphic to $\text{ECH}(s(\tilde{u}(M)_2)_1, \Gamma', s(\tilde{\alpha}_2)_1)$ where $(s(\tilde{u}(M)_2)_1, \Gamma', s(\tilde{\alpha}_2)_1)$ is the sutured contact 3-manifold obtained from $(s(\tilde{u}(M)_2), \Gamma', s(\tilde{\alpha}_2))$ by attaching a contact 1-handle as described in [13, Section 2.2]. Thus, to show the existence of the isomorphism (11) it suffices to prove the following.

Lemma 4.1. *There exists an isomorphism*

$$\text{ECH}(s(\tilde{u}(M)_{2,1}), s(\tilde{\alpha}_{2,1})) \xrightarrow{\sim} \text{ECH}(s(\tilde{u}(M)_2)_1, s(\tilde{\alpha}_2)_1),$$

i.e the suturing operation commutes with the contact 1-handle attachment.

Proof. Our proof has three steps.

Step 1. Note that the annulus $A(\gamma) \subset \tilde{u}(M)$ in the proof of Proposition 3.1 becomes a disjoint union of two disks after attaching the contact 2-handle. We may assume that

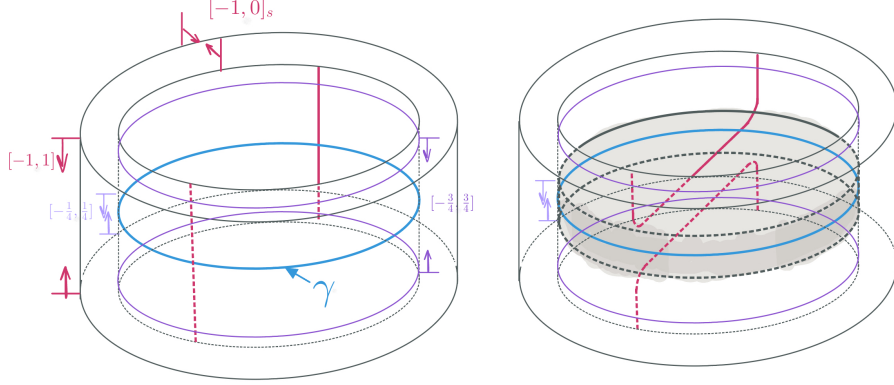


FIGURE 1. Left: $[-1, 0]_s \times A(\gamma) \simeq [-1, 0]_s \times [-1, 1] \times \gamma$ in which the red arcs denote the part of the dividing curve on $\tilde{u}(M)$. Right: After the 2-handle is attached along $[-\frac{1}{4}, \frac{1}{4}] \times \gamma$ the part of $\partial\tilde{u}(M)_2$ in this local picture topologically is a disjoint union of two disks which we call D and D' refers to the complement of $\{0\}_s \times ([-1, -\frac{3}{4}] \cup (\frac{3}{4}, 1]) \times \gamma$ in D .

- the 2-handle is attached along the part of $A(\gamma)$ parametrized by

$$[-\frac{1}{4}, \frac{1}{4}] \times \gamma,$$

- the isotopy supported in a neighborhood of $A_1 \setminus A(\gamma)$ used in the construction of the map **BS** from Proposition 3.1 is the identity on

$$\overline{\tilde{u}(M)_2 \setminus [-\frac{1}{2}, 0]_s \times D'}$$

where $D' \subset \partial\tilde{u}(M)_2$ denotes the disjoint union of the two disks whose boundaries are identified with $\{0\}_s \times \{\pm\frac{3}{4}\} \times \gamma$, see Figure 1.

Let D denote an analogous version of the above D' with $\{\pm\frac{3}{4}\}$ replaced by $\{\pm 1\}$ then

$$s(\tilde{u}(M)_{2,1} \setminus ([-1, 0]_s \times D \cup h_1)) = s(\tilde{u}(M)_2)_1 \setminus ([-1, 0]_s \times D \cup H_1)$$

and the identity map is a strict contactomorphism in which

- h_1 denotes the auxiliary 1-handle attached on $\tilde{u}(M)_2$ with the contact form that is the restriction of $\tilde{\alpha}_{2,1}$ to h_1 ,
- H_1 denotes the auxiliary 1-handle attached on $s(\tilde{u}(M)_2)$ with the contact form that is the restriction of $s(\tilde{\alpha}_2)_1$ to H_1 .

To see this, it suffices to note that the two suturing operations, one for $\tilde{u}(M)_{2,1}$ and the other for $\tilde{u}(M)_2$, produce the same complement in $\tilde{u}(M)_2 \setminus ([-1, 0]_s \times D)$, the latter being contained in both $\tilde{u}(M)_{2,1}$ and $\tilde{u}(M)_2$. Indeed, $\tilde{u}(M)_2 \setminus ([-1, 0]_s \times D)$ is contained in the open neighborhood $\tilde{u}(M)_2 \setminus ([-\frac{1}{2}, 0]_s \times D')$ over which $\tilde{\alpha}_{2,1}$ and $\tilde{\alpha}_2$ coincide.

Step 2. Next, we extend the identity map in the previous step to collar neighborhoods of the boundaries of $s(\tilde{u}(M)_{2,1})$ and $s(\tilde{u}(M)_2)_1$ by first fixing diffeomorphisms between the boundaries

$$\begin{aligned} \varphi^\pm : \partial_h^\pm s(\tilde{u}(M)_{2,1}) &\rightarrow \partial_h^\pm s(\tilde{u}(M)_2)_1 \\ \varphi^v : \partial_v s(\tilde{u}(M)_{2,1}) &\rightarrow \partial_v s(\tilde{u}(M)_2)_1 \end{aligned}$$

and then using the sutured contact manifold structure, (1) and (2). The two suturing operations performed on $(\tilde{u}(M)_2, \tilde{\alpha}_2)$ and $(\tilde{u}(M)_{2,1}, \tilde{\alpha}_{2,1})$ would produce an identical strict contact submanifold E as depicted in Figure 3 and is embedded in the interior of $[-1, 0]_s \times ([-1, -\frac{3}{4}]_z \cup [\frac{3}{4}, 1]_z) \times \gamma$ when the latter is regarded as both contained in $(\tilde{u}(M)_2, \tilde{\alpha}_2)$ and $(\tilde{u}(M)_{2,1}, \tilde{\alpha}_{2,1})$.

To be more precise, we describe E as follows. First denote the portion of the dividing curve whose z -coordinate is between -1 to $-\frac{3}{4} - \kappa$ or $\frac{3}{4} + \kappa$ to 1 where $0 < \kappa < \frac{1}{100}$ and are referred to as $I = I_0 \cup I_1$ and $J = J_0 \cup J_1$ respectively, see Figure 2. Notice that both I and J have two components; each corresponds to one of the two intersections of γ and Γ . Then use the flow of ∂_u as in the Step (5) of suturing to sweep I and J within a suitable amount of time say $\delta > 0$ and whose image is exactly $U \cap \{s = 0\}$ where U is introduced in Step (6). The time- $\pm\frac{\varepsilon}{2}$ images of both I and J , denoted by $I^+ = I_0^+ \cup I_1^+$, $J^+ = J_0^+ \cup J_1^+$ and $I^- = I_0^- \cup I_1^-$, $J^- = J_0^- \cup J_1^-$ respectively would be part of the boundary circles of the plus/minus horizontal boundaries $\partial_h^\pm s(\tilde{u}(M)_{2,1})$.

The entire E can then be constructed by taking the collar neighborhood of the part of it that belongs to $\partial s(\tilde{u}(M)_{2,1})$ using the suture manifold structure (1) and (2). Notice that as depicted in the Figure 3, E has two components each of which corresponds to I or J . The part for I alluded to consists of (i) $r = \frac{\varepsilon}{2}$ level set within $U \cap (I \times [-\delta, \delta]_u \times [-1, 0]_s)$, (ii) a rectangle embedded in $\partial_h^+ s(\tilde{u}(M)_{2,1}) \setminus [-\frac{3}{4}, \frac{3}{4}] \times \gamma$ with I_0^+ and I_1^+ as its opposite sides and another rectangle embedded in $\partial_h^- s(\tilde{u}(M)_{2,1}) \setminus [-\frac{3}{4}, \frac{3}{4}] \times \gamma$ with I_0^- and I_1^- as its opposite sides see the red-shaded regions at the upper level in Figure 2. Notice an analogous statement holds for J -part also and which is illustrated analogously as the red-shaded regions at the bottom level.

Finally, the above overall construction works for $\partial s(\tilde{u}(M)_2)_1$ and produces the same strict contact submanifold E since all the constructions are staying away from the region where the auxiliary 1-handle is attached in either fashion: before or after suturing.

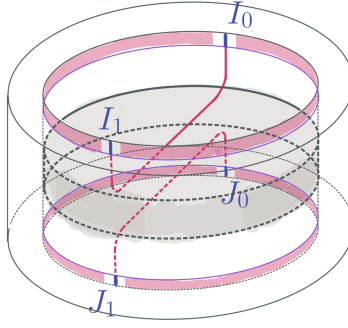


FIGURE 2.

Denote $\partial E \cap \partial_h^\pm s(\tilde{u}(M)_{2,1})$ by $\partial_h^\pm E$ and $\partial E \cap \partial_v s(\tilde{u}(M)_{2,1})$ by $\partial_v E$. Then there are collections of properly embedded arcs $a_\pm \subset \partial_h^\pm E$ and $a_v \subset \partial_v E$ as portrayed by the purple arcs in Figure 3 that partition $\partial_h^\pm s(\tilde{u}(M)_{2,1})$ and $\partial_v s(\tilde{u}(M)_{2,1})$ (resp. those for $s(\tilde{u}(M)_2)_1$) into subsurfaces. We extend φ^\pm and φ^v so as to

- be equal to the identity over the subsurfaces that contain $\partial_h^\pm s(\tilde{u}(M)_{2,1}) \setminus (D \times [-\delta, 0]_s \cup h_1)$ or $\partial_v s(\tilde{u}(M)_{2,1}) \setminus (D \times [-\delta, 0]_s \cup h_1)$, and
- satisfy $(\varphi^\pm)_* \partial_\tau = \partial_\tau$ and $(\varphi^v)_* \partial_t = \partial_t$.

At this stage, we have arrived at a partially-defined diffeomorphism

$$f : s(\tilde{u}(M)_{2,1}) \dashrightarrow s(\tilde{u}(M)_2)_1$$

that is actually a strict contactomorphism if φ^\pm intertwine the Liouville structures on $\partial_h^\pm s(\tilde{u}(M)_{2,1})$ and $\partial_h^\pm s(\tilde{u}(M)_2)_1$, respectively. Assuming this for the moment, we may choose a tight 3-ball B with convex boundary in the interior of $s(\tilde{u}(M)_{2,1})$ that contains the subset where f is not defined. Then uniqueness of the tight contact structure on the with convex boundary

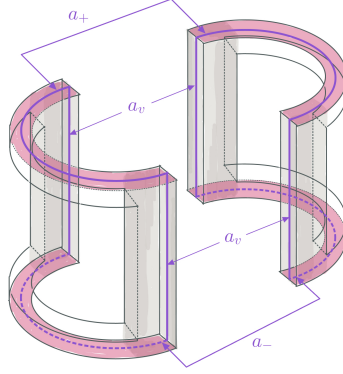


FIGURE 3. The upper red-shaded region denotes $\partial_h^+ E$ while the bottom red-shaded region denotes $\partial_h^- E$ upon which lie a_+ and a_- , respectively. The gray-shaded region denotes a collar neighborhood (in the τ -direction) of $\partial_v E$ upon which lies the collection of four arcs denoted by a_v .

and connected dividing set can be used to extend f .

Step 3. The diffeomorphisms φ^\pm may *a priori* fail to intertwine the Liouville structures over the subsurfaces where they are not equal to the identity map, i.e. those not containing $\partial_h^\pm s(\tilde{u}(M)_{2,1}) \setminus (D \times [-\delta, 0]_s \cup h_1)$. To remedy this, let $(\varphi^\pm)_*(\beta_0^\pm) = e^\tau \theta_0$ where β_0^\pm denotes the Liouville form obtained from the restriction of $s(\tilde{\alpha}_{2,1})$ to $\partial_h^\pm s(\tilde{u}(M)_{2,1})$ and θ_0 denotes a volume form on $\Gamma \subset s(\tilde{u}(M)_2)_1$ and analogously let $e^\tau \theta_1$ denote the restriction of $s(\tilde{\alpha}_2)_1$ to $\partial_h^\pm s(\tilde{u}(M)_2)_1$. Interpolate between $e^\tau \theta_0$ and $e^\tau \theta_1$ via a family $e^\tau \theta_\tau$ supported over the region $\Gamma \times (-1, T]_\tau \times [-1, 1]_t \subset s(\tilde{u}(M)_2)_1$ where $T > 0$ is sufficiently large and we $\dot{\theta}_\tau \ll 0$ so that $Cdt + e^\tau \theta_\tau$ still defines a contact form. Since sutured ECH of

$$(s(\tilde{u}(M)_2)_1 \cup \Gamma \times (-1, T]_\tau \times [-1, 1]_t, s(\tilde{\alpha}_2)_1 \cup (Cdt + e^\tau \theta_\tau))$$

is canonically isomorphic (by proof of Theorem 2.5) to that without such extension we may assume, without loss of generality, that $(\varphi^\pm)_*(\beta_0^\pm) = \beta_1^\pm$ over the vertical neighborhood of the suture of Γ' of $s(\tilde{u}(M)_2)_1$.

Finally, to attain $(\varphi^\pm)_*(\beta_0^\pm) = \beta_1^\pm$ where β_1^\pm denotes the restriction of $s(\tilde{\alpha}_2)_1$ to $\partial_h^\pm s(\tilde{u}(M)_2)_1$, we adopt the strategy in [13, Lemma 2.9] to find an isotopy ϕ_ν compactly supported near $\partial_h^\pm s(\tilde{u}(M)_2)_1$ so that

- $\phi_\nu = id$ whenever $\beta_0^\pm = \beta_1^\pm$,
- ϕ_1 perturbs $s(\tilde{u}(M)_2)_1$ within the vertical t -extension:

$$(\partial_h^+ s(\tilde{u}(M)_2)_1) \times (1 - \varepsilon, \infty)_t \cup (\partial_h^- s(\tilde{u}(M)_2)_1) \times (-\infty, -1 + \varepsilon)_t$$

to a new sutured contact manifold denoted by $\phi_1 s(\tilde{u}(M)_2)_1$ whose sutured ECH is canonically isomorphic to the original one,

- denoting by $\beta_1'^{\pm}$ the restriction of $s(\tilde{\alpha}_2)_1$ to the ∂_h^{\pm} -boundary of $\phi_1 s(\tilde{u}(M)_2)_1$, we have

$$(\phi_1 \circ \varphi^{\pm})_*(\beta_0^{\pm}) = \beta_1'^{\pm}.$$

As a result, we may as well have assumed $(\varphi^{\pm})_*(\beta_0^{\pm}) = \beta_1^{\pm}$. \square

5. PROOF OF PROPOSITION 3.2

This section completes the proof of Proposition 3.2. Our proof has four steps.

Step 0. Let (M, Γ, α) be a sutured contact manifold with a chosen tailored almost complex structure J . For simplicity, suppose that Γ is connected and that there is a diffeomorphism $f : R_+(\Gamma) \rightarrow R_-(\Gamma)$ so that $f^* \beta_+ = \beta_-$. (If not, we can add sufficiently many contact 1-handles away from $\gamma \cap \Gamma$ so as to make Γ and keep sutured ECH unchanged.) Then by [13, Chapter 3] there is a closed contact manifold (Y_n, α_n) that contains (M, α) as a contact submanifold for each $n > 0$. Having fixed a symplectization admissible almost complex structure on $\mathbb{R} \times Y_n$ that agrees with J on $\mathbb{R} \times M$, there is a canonical isomorphism

$$\Phi_n^{L,J} : \text{ECH}^L(M, \Gamma, \alpha, J) \rightarrow \text{ECH}^L(Y_n, \alpha_n)$$

for each n sufficiently large with respect to L (see [13, Lemma 3.5] and equation (3.3) therein.) To be brief, the closed manifold (Y_n, α_n) indexed by n is obtained from (M, Γ, α) by gluing $R_+(\Gamma)$ to $R_-(\Gamma)$ via the diffeomorphism f while adding in the ‘neck’ $R_+(\Gamma) \times [-n, n]_t$ thus forming a pre-Lagrangian torus boundary [13, Proposition 2.11] along which a contact solid torus $\simeq D_{2+2n} \times \Gamma$ is attached in a manner that swaps the meridian and the longitude where $D_{2+2n} = \{\mathbf{x} \in \mathbb{R}^2 : |\mathbf{x}| \leq 2 + 2n\}$. In what follows, we shall refer to the closed contact manifold (Y_n, α_n) as the contact closure of (M, Γ, α) with neck-length n .

The maps $\Phi_n^{L,J}$ ’s enjoy the following properties. First, they intertwine inclusion induced maps

$$\begin{array}{ccc} \text{ECH}^L(M, \Gamma, \alpha, J) & \xrightarrow{\Phi_n^{L,J}} & \text{ECH}^L(Y_n, \alpha_n) \\ \downarrow i_J^{L,L'} & & \downarrow i_J^{L,L'} \\ \text{ECH}^{L'}(M, \Gamma, \alpha, J) & \xrightarrow{\Phi_n^{L',J}} & \text{ECH}^{L'}(Y_n, \alpha_n) \end{array} \quad (12)$$

for each n sufficiently large with respect to both L and L' when $L < L'$. Next, notice that for $L > 0$ and $n, m > 0$ with $n < m$ both sufficiently large with respect to L , it follows from [13, Proposition 3.8] that there exists an isomorphism

$$\Psi_{n,m}^L : \text{ECH}^L(Y_n, \alpha_n) \rightarrow \text{ECH}^L(Y_m, \alpha_m) \quad (13)$$

such that

$$\Psi_{n,m}^L \circ \Phi_n^{L,J} = \Phi_m^{L,J},$$

which holds uniformly for different choices of the tailored almost complex structure J .

Step 1. With the above understood, we construct the map $F_{K,J_0J_1}^L$ by making use of the isomorphisms $\Phi_n^{L,J}$ and the ECH cobordism map [10, Theorem 1.9] for closed contact 3-manifolds where J_0 denotes a tailored almost complex structure for (M, Γ, α) while J_1 denotes a tailored almost complex structure for (M', Γ, α') , the latter being obtained by contact $(+1)$ -surgery along K as in Proposition 3.2.

Indeed, the embedding data used to construct the contact closure (Y_n, α_n) for (M, Γ, α) can also be used for the surgered manifold (M', Γ, α') as well as for the surgery cobordism – simply by attaching the symplectic 2-handle on the product $[0, 1]_s \times Y_n$ since the surgery takes place in the interior of M . Denoting the former by (Y'_n, α'_n) and the latter by (X_n, ω_n) , the map $F_{K,J_0J_1}^L$ is defined in such a way as to make the following diagram commute.

$$\begin{array}{ccc} \text{ECH}^L(M, \Gamma, e\alpha, J_0) & \xrightarrow{\Phi_n^{L,J_0}} & \text{ECH}^L(Y_n, e\alpha_n) \\ \downarrow F_{K,J_0J_1}^L & & \downarrow \Phi^L(X_n) \\ \text{ECH}^L(M', \Gamma, \alpha', J_1) & \xrightarrow{\Phi_n^{L,J_1}} & \text{ECH}^L(Y'_n, \alpha'_n) \end{array}$$

Here $\Phi^L(X_n)$ denotes the ECH cobordism map induced by the exact symplectic cobordism (X_n, ω_n) . Notice that *a priori* such definition for $F_{K,J_0J_1}^L$ depends on the neck-length of the contact closure(s), or equivalently on n , and our goal is to remove such dependency (c.f. [13, Proposition 4.3]), a crucial step in the final direct limit argument.

Step 2. To remove the *a priori* dependency of $F_{K,J_0J_1}^L$ on n , we show that the following diagram commutes.

$$\begin{array}{ccccc} \text{ECH}^L(M, \Gamma, e\alpha, J_0) & \xrightarrow{\Phi_n^{L,J_0}} & \text{ECH}^L(Y_n, e\alpha_n) & \searrow \Psi_{n,m}^L & \\ & \searrow & \downarrow \Phi^L(X_n) & & \\ F_{K,J_0J_1,n}^L \downarrow & \text{ECH}^L(M, \Gamma, e\alpha, J_0) & \xrightarrow{\Phi_m^{L,J_0}} & \text{ECH}^L(Y_m, e\alpha_m) & \\ & \downarrow F_{K,J_0'J_1',m}^L & \downarrow & \downarrow \Phi^L(X_m) & \\ \text{ECH}^L(M', \Gamma, \alpha', J_1) & \xrightarrow{\Phi_n^{L,J_1}} & \text{ECH}^L(Y'_n, \alpha'_n) & \searrow \Psi_{n,m}^L & \\ & \searrow & \downarrow & & \\ & \text{ECH}^L(M', \Gamma, \alpha', J_1) & \xrightarrow{\Phi_m^{L,J_1}} & \text{ECH}^L(Y'_m, \alpha'_m) & \end{array}$$

In the above diagram, we write $F_{K,J_0J_1,n}^L$ to indicate the *a priori* dependence of $F_{K,J_0J_1}^L$ on n . It suffices to show that the following diagram commutes

$$\begin{array}{ccc} \mathrm{ECH}^L(Y_n, e\alpha_n) & \xrightarrow{\Psi_{n,m}^L} & \mathrm{ECH}^L(Y_m, e\alpha_m) \\ \downarrow \Phi^L(X_n) & & \downarrow \Phi^L(X_m) \\ \mathrm{ECH}^L(Y'_n, \alpha'_n) & \xrightarrow{\Psi_{n,m}^L} & \mathrm{ECH}^L(Y'_m, \alpha'_m) \end{array}$$

where the bottom $\Psi_{n,m}^L$ should be regarded as the version of the isomorphism in (13) for (M', Γ', α') while the above is for (M, Γ, α) .

Indeed, it is proved by pulling all the datum over X_m back to X_n via a diffeomorphism $\varphi_{n,m} : X_n \rightarrow X_m$ that restricts to the identity on $X \subset X_n, X_m$ and is constructed between $X_n \setminus X = [0, 1]_s \times (Y_n \setminus M)$ and $X_m \setminus X = [0, 1]_s \times (Y_m \setminus M)$ in an s -invariant way via a map (c.f. proof of [13, Proposition 3.8])

$$\varphi_{n,m} : Y_n \setminus M \rightarrow Y_m \setminus M$$

that is of the form

$$id \times f_{n,m} : R_+(\Gamma) \times [-n, n]_t \rightarrow R_+(\Gamma) \times [-m, m]_t$$

on the neck part in which $f_{n,m}(t) = \pm(m - n) + t$ whenever t is close to $\pm n$ while on the part of solid tori:

$$f_{n,m} \times id : D_{2+2n} \times \Gamma \rightarrow D_{2+2m} \times \Gamma$$

we make certain extension from the previous neck part. Such construction in fact can be done in an ν -parametric way with $n \leq \nu \leq m$ by considering a smooth family of embeddings

$$\begin{aligned} f_{n,\nu} : [-n, n] &\rightarrow [-m, m] \\ f_{n,\nu} : D_{2+2n} &\rightarrow D_{2+2m} \end{aligned}$$

whose images are respectively $[-\nu, \nu]$ and $D_{2+2\nu}$ thus resulting in a smooth family of diffeomorphisms: $\varphi_{n,\nu} : X_n \rightarrow X_\nu$.

Here is an interlude concerning the filtered ECH cobordism map of a symplectization and a slight variant of it. Let (Y, λ) be a closed contact 3-manifold with λ being L -nondegenerate (meaning that all the Reeb orbits with action less than L are nondegenerate) then the ECH cobordism map of the symplectization $([0, \varepsilon]_s \times Y, d(e^s \alpha))$ is the composition (c.f. [10, Corollary 5.8]):

$$\mathrm{ECH}^L(Y, e^\varepsilon \alpha) \xrightarrow{s} \mathrm{ECH}^{e^{-\varepsilon}L}(Y, \alpha) \xrightarrow{i_{e^{-\varepsilon}L,L}} \mathrm{ECH}^L(Y, \alpha) \quad (14)$$

in which s denotes the scaling isomorphism and $i_{e^{-\varepsilon}L,L}$ is an inclusion induced map. To set the stage for the upcoming statement notice that for a sutured contact manifold (M, Γ, α) the smooth family of diffeomorphisms:

$$\varphi_{n,s} : Y_n \rightarrow Y_s$$

between contact closures of (M, Γ, α) with various neck-lengths $s \in [n, m]$ defines an isotopy of contact forms on Y_n by pull-back, i.e. $(Y_n, \varphi_{n,s}^* \alpha_s) := (Y_n, a_s)$. Then according to the proof of [13, Lemma 4.1] given $\varepsilon > 0$,

$$([0, \varepsilon]_s \times Y_n, d(e^s a_{\phi(s)}))$$

would defines an exact symplectic cobordism as long as n is close enough to m where $\phi : [0, \varepsilon]_s \rightarrow [n, m]$ is a smooth function that equals n (resp. m) when s is near to 0 (resp. ε). The induced cobordism map according to part of the proof of [13, Proposition 4.3] is the following composition:

$$\begin{array}{ccc} \text{ECH}^L(Y_n, e^\varepsilon a_m) & \xrightarrow{s} & \text{ECH}^{e^{-\varepsilon}L}(Y_n, a_m) \\ & & \downarrow i_{e^{-\varepsilon}L, L} \\ & & \text{ECH}^L(Y_n, a_m) \xrightarrow{\Psi_{m,n}^L} \text{ECH}^L(Y_n, \alpha_n) \end{array}$$

or equivalently by (14)

$$\Psi_{m,n}^L \circ \Phi^L([0, \varepsilon]_s \times Y_n, d(e^s a_m)). \quad (15)$$

There is an analogous statement for the the cobordism

$$([1 - \varepsilon, 1]_s \times Y_n, d(e^s a_{\phi(1-s)}))$$

whose induced cobordism map is the composition

$$\begin{array}{ccc} \text{ECH}^L(Y_n, e\alpha_n) & \xrightarrow{\Psi_{n,m}^L} & \text{ECH}^L(Y_n, e\alpha_m) \\ & & \downarrow s \\ & & \text{ECH}^{e^{-1}L}(Y_n, \alpha_m) \xrightarrow{i_{e^{-1}L, L}} \text{ECH}^L(Y_n, \alpha_m) \end{array}$$

or equivalently

$$\Phi^L([1 - \varepsilon, 1]_s \times Y_n, d(e^s a_m)) \circ \Psi_{n,m}^L. \quad (16)$$

To finish the proof we continue to follow the strategy of [13, Proposition 4.3], as in [10, Lemma 6.5], by interpolating $(X_n, \varphi_{n,m}^* \omega_m)$ to $(X_n, \varphi_{n,n}^* \omega_n = \omega_n)$ but in a way only near the incoming/outgoing ends and show that the resulting exact symplectic cobordism is

- homotopic to (X_n, ω_n) thus sharing the same cobordism induced maps by [10, Theorem 1.9],
- and conjugates to the cobordism map induced from the original $(X_n, \varphi_{n,m}^* \omega_m)$ via the maps $\Psi_{n,m}^L$'s using (15) and (16).

To spell out the construction: the smooth family of diffeomorphisms $\varphi_{n,\nu} : X_n \rightarrow X_\nu$ would produce a smooth ν -parameter family of (exact) symplectic forms $\{\varphi_{n,\nu}^* \omega_\nu\}_{\nu \in [n, m]}$ over X_n and can be identified with the symplectizations:

$$([0, \varepsilon]_s \times Y'_n, d(e^s a'_\nu))$$

and

$$([1 - \varepsilon, 1]_s \times Y_n, d(e^s a_\nu))$$

respectively near an ε -collar neighborhoods of the incoming/outgoing end in X_n for all $\nu \in [n, m]$ in which $a_\nu = \varphi_{n,\nu}^* \alpha_\nu$ and $a'_\nu = \varphi_{n,\nu}^* \alpha'_\nu$.

We then pick a smooth ν -parameter family of smooth (non-decreasing) functions $\phi_\nu : [0, \varepsilon]_s \rightarrow [n, m]$ so that $\phi_\nu = n$ (resp. m) when s is near to 0 (resp. ε) and modify the family $\{\varphi_{n,\nu}^* \omega_\nu\}_{\nu \in [n, m]}$ along the above mentioned symplectization parts according to

$$([0, \varepsilon]_s \times Y'_n, d(e^s a'_{\phi_\nu(s)}))$$

and

$$([1 - \varepsilon, 1]_s \times Y_n, d(e^s a_{\phi_\nu(1-s)}))$$

whose form datum would be symplectic as long as $n < m$ are close enough. To the general case we may proceed step by step : $n < \dots < n_i < n_{i+1} < \dots < m$ since the key is to make $d\phi_\nu(s)/ds$ small which can be achieved if $n_{i+1} - n_i$ is. The upshot is that this modified family is the promised homotopy of cobordisms and one can show the desired properties following their original strategy.

Step 3. In this step we shall see the various maps $F_{K, J_0 J_1}^L$ are equivariant in the spots of J_0, J_1 thus collectively define a map

$$F_K^L : \text{ECH}^L(M, \Gamma, e\alpha) \rightarrow \text{ECH}^L(M', \Gamma, \alpha')$$

between respective canonical filtered ECH groups. Recall that in [10] it was shown that the filtered ECH groups does not depend on the choice of the almost complex structures used to define them. The corresponding result for the sutured version was proved in [13, Chapter 3] where a canonical group $\text{ECH}^L(M, \Gamma, \alpha)$ is assigned to a given sutured contact manifold and $L > 0$ as the direct limit of a transitive system indexed by all the possible tailored almost complex structures J (see [13, Theorem 3.10])

$$(\{\text{ECH}^L(M, \Gamma, \alpha, J)\}_J, \{\Phi_{J, J'}^L\}_{J, J'})$$

and the required equivariance of $F_{K, J_0 J_1}^L$ can be shown by establishing the following diagram

$$\begin{array}{ccccc}
\text{ECH}^L(M, \Gamma, e\alpha, J_0) & \xrightarrow{\Phi_n^{L, J_0}} & \text{ECH}^L(Y_n, e\alpha_n) & & \\
\downarrow F_{K, J_0 J_1}^L & \searrow \Phi_{J_0 J_0'}^L & \downarrow \Phi_n^{L, J_0'} & \searrow \Phi^L(X_n) & \\
& \text{ECH}^L(M, \Gamma, e\alpha, J_0') & \xrightarrow{\Phi_n^{L, J_0'}} & \text{ECH}^L(Y_n, e\alpha_n) & \\
& \downarrow F_{K, J_0' J_1'}^L & \downarrow \Phi_n^{L, J_1} & \downarrow \Phi^L(X_n) & \\
\text{ECH}^L(M', \Gamma, \alpha', J_1) & \xrightarrow{\Phi_n^{L, J_1}} & \text{ECH}^L(Y'_n, \alpha'_n) & & \\
& \searrow \Phi_{J_1 J_1'}^L & \downarrow \Phi_n^{L, J_1'} & \searrow \Phi^L(X_n) & \\
& \text{ECH}^L(M', \Gamma, \alpha', J_1') & \xrightarrow{\Phi_n^{L, J_1'}} & \text{ECH}^L(Y'_n, \alpha'_n) & \\
& & & & (17)
\end{array}$$

in which the front/back diagram commute because that is the way the maps $F_{K,J_0J_1}^L$ and its prime version are defined; while the top/bottom the way the maps $\Phi_{J_0J_0'}^L$ and the J_1J_1' -version are defined, see [13, Lemma 3.9].

To establish the diagram in order for taking the direct limit:

$$\begin{array}{ccc} \mathrm{ECH}^L(M, \Gamma, e\alpha) & \xrightarrow{F_K^L} & \mathrm{ECH}^L(M', \Gamma, \alpha') \\ i_{L,L'} \downarrow & & \downarrow i_{L,L'} \\ \mathrm{ECH}^{L'}(M, \Gamma, e\alpha) & \xrightarrow{F_K^{L'}} & \mathrm{ECH}^{L'}(M', \Gamma, \alpha') \end{array}$$

it is enough to show the following diagram for fixed J_0, J_1 commutes:

$$\begin{array}{ccc} \mathrm{ECH}^L(M, \Gamma, e\alpha, J_0) & \xrightarrow{F_{K,J_0J_1}^L} & \mathrm{ECH}^L(M', \Gamma, \alpha', J_1) \\ i_{J_0}^{L,L'} \downarrow & & \downarrow i_{J_1}^{L,L'} \\ \mathrm{ECH}^{L'}(M, \Gamma, e\alpha, J_0) & \xrightarrow{F_{K,J_0J_1}^{L'}} & \mathrm{ECH}^{L'}(M', \Gamma, \alpha', J_1) \end{array} \quad (18)$$

and is equivariant under the maps $\Phi_{J_0J_0'}^L$, $\Phi_{J_1J_1'}^L$ and the two L' -versions: $\Phi_{J_0J_0'}^{L'}$, $\Phi_{J_1J_1'}^{L'}$ in the spots of J_0, J_1 . Indeed, (18) commutes by the way $F_{K,J_0J_1}^L$ and $F_{K,J_0J_1}^{L'}$ are defined, (12) and the (Inclusion)-part of [10, Theorem 1.9]; while the latter part concerning its equivariance in the spots of J_0, J_1 : for $F_{K,J_0J_1}^L$ and $F_{K,J_0J_1}^{L'}$, they have been proved in (17); as for $i_{J_0}^{L,L'}$ and $i_{J_1}^{L,L'}$, see [13, Theorem 3.10]. \square

REFERENCES

- [1] John A. Baldwin and Steven Sivek. A contact invariant in sutured monopole homology. *Forum Math. Sigma*, 4:Paper No. e12, 82, 2016.
- [2] Vincent Colin, Paolo Ghiggini, and Ko Honda. Embedded contact homology and open book decompositions, 2023. <https://arxiv.org/abs/1008.2734>.
- [3] Vincent Colin, Paolo Ghiggini, and Ko Honda. Sutured heegaard floor and embedded contact homologies are isomorphic, 2024. <https://arxiv.org/abs/2403.16492>.
- [4] Vincent Colin, Paolo Ghiggini, Ko Honda, and Michael Hutchings. Sutures and contact homology I. *Geom. Topol.*, 15(3):1749–1842, 2011.
- [5] Hansjörg Geiges. *An introduction to contact topology*, volume 109 of *Cambridge Studies in Advanced Mathematics*. Cambridge University Press, Cambridge, 2008.
- [6] Emmanuel Giroux. Convexit  en topologie de contact. *Comment. Math. Helv.*, 66(4):637–677, 1991.
- [7] Emmanuel Giroux. G om trie de contact: de la dimension trois vers les dimensions sup rieures. In *Proceedings of the International Congress of Mathematicians, Vol. II (Beijing, 2002)*, pages 405–414. Higher Ed. Press, Beijing, 2002.
- [8] Michael Hutchings. Lecture notes on embedded contact homology. In *Contact and symplectic topology*, volume 26 of *Bolyai Soc. Math. Stud.*, pages 389–484. J nos Bolyai Math. Soc., Budapest, 2014.
- [9] Michael Hutchings and Clifford Henry Taubes. Gluing pseudoholomorphic curves along branched covered cylinders. II. *J. Symplectic Geom.*, 7(1):29–133, 2009.
- [10] Michael Hutchings and Clifford Henry Taubes. Proof of the Arnold chord conjecture in three dimensions, II. *Geom. Topol.*, 17(5):2601–2688, 2013.
- [11] Andr s Juh sz. Holomorphic discs and sutured manifolds. *Algebr. Geom. Topol.*, 6:1429–1457, 2006.
- [12] Peter Kronheimer and Tomasz Mrowka. Knots, sutures, and excision. *J. Differential Geom.*, 84(2):301–364, 2010.
- [13]  a atay Kutluhan, Steven Sivek, and C. Taubes. Sutured ECH is a natural invariant. *Mem. Amer. Math. Soc.*, 275(1350):v+136, 2022.
- [14] Burak Ozbagci. Contact handle decompositions. *Topology Appl.*, 158(5):718–727, 2011.
- [15] Kevin Sackel. *Getting a Handle on Contact Manifolds*. ProQuest LLC, Ann Arbor, MI, 2019. Thesis (Ph.D.)–Massachusetts Institute of Technology.
- [16] Clifford Henry Taubes. Embedded contact homology and Seiberg-Witten Floer cohomology I. *Geom. Topol.*, 14(5):2497–2581, 2010.

DEPARTMENT OF MATHEMATICS, UNIVERSITY AT BUFFALO, BUFFALO, NY 14260

Email address: yenlinch@buffalo.edu