

An approach to hummed-tune and song sequences matching

Bao LocPham^{1*}, Huong Hoang Luong^{1*†}, Thien Phu Tran^{1†}, Hoang Phuc Ngo^{1†}, Hoang Vi Nguyen^{1†} and Think Nguyen^{1†}

^{1*}IT Department, FPT University, Nguyen Van Cu, Can Tho, 90000, Can Tho, Vietnam.

*Corresponding author(s). E-mail(s):

phambaoloc163@gmail.com; huonghoangluong@gmail.com;

Contributing authors: hostcode0301@gmail.com;

phucnh21@gmail.com; hoangvi0206@gmail.com;

thinhpwork111@gmail.com;

[†]These authors contributed equally to this work.

Abstract

Melody stuck in your head, also known as "earworm", is tough to get rid of, unless you listen to it again or sing it out loud. But what if you can not find the name of that song? It must be an intolerable feeling. Recognizing a song name base on humming sound is not an easy task for a human being and should be done by machines. However, there is no research paper published about hum tune recognition. Adapting from Hum2Song Zalo AI Challenge 2021 - a competition about querying the name of a song by user's giving humming tune, which is similar to Google's Hum to Search. This paper covers details about the pre-processed data from the original type (mp3) to usable form for training and inference. In training an embedding model for the feature extraction phase, we ran experiments with some states of the art, such as ResNet, VGG, AlexNet, MobileNetV2. And for the inference phase, we use the Faiss module to effectively search for a song that matched the sequence of humming sound. The result comes at nearly 94% in MRR@10 metric on the public test set, along with the top 1 result on the public leaderboard.

Keywords: Humming sound recognition, Deep Learning, Faiss module, Sound preprocessing

1 Introduction

Recently, with the development of multimedia on the advance of mobile technology, people listen to music more than ever. People spend most of their time listening to music, while shopping, driving, or studying. As music is listened to more often, we have more "earworm" than ever. What if you want to listen to "that song" again, how can you find it when you do not know the song's name? To address that issue with current on-the-market products, we got Shazam[22] and Google's Hum to search[21].

Shazam, released in 2002, is an application that allows you to search for a song's name by letting it listen to music sequences. Nevertheless, Shazam[22] has a drawback: it can only search by receiving a song recorded from the studio. With other variants such as remix songs or covers, Shazam does not always guarantee having relative accuracy as the original recorded song, which means when coming to human's humming sound, the program cannot return a correct result.

Google's Hum to search[21], released in 2020, has the ability to return some of the matching songs that come from user's hummed tunes. It returns some of the most likely songs to the humming tune. All popular songs from the 80s to now trending music have really good accuracy.

All those mentioned products do not work with Vietnamese songs because the popularity of music genres on the internet is mostly written in English, Spanish, Korean, or Japanese. As a result, Vietnamese people need a search engine for their music, which still can not be fulfilled by Shazam or Google's Hum to search. Fortunately, Zalo - the most popular cross-platform instant messaging application in Vietnam, hosted The Zalo AI Challenge 2021[19]. In that contest, there was a challenge named Hum2Song, which asked the candidates to develop a Machine Learning model to look for a song using a humming tune. Our purpose for this paper is to present the methodology for solving a music matching problem with the Hum2Song[19] challenge's data.

There are some researches for Vietnamese data: [15], [16], [17], [18], etc. All of them focus on the classification, in this paper, we will cover about the Vietnamese music searching pipeline.

This paper consists of 5 sections. The next section is about Related works[2]. The Methodology section[3] will cover the details of the data preprocessing, training and inference pipeline. The Experiments section[4] will list all our experiment results. Finally, in the Conclusion section[5], we conclude our paper and summarize other ways to improve or further research for better results.

2 Related Works

There already some researches for specific tasks in music. There are music classification: [8], [9], [10]. And cover songs identification : [11], [12], [13], etc. Most of them are supervised learning, but labeling data is a time-consuming job. Thankfully, there are many other methods, such as "contrastive learning

methods to train neural networks” [14]. ”The idea is to make the distance of sequences from the same song close to each other, and sequences from different songs must be far apart.” [14]

There is already a well-known software for music searching - Shazam [22], their method was introduced in ”An Industrial Strength Audio Search Algorithm” [7]. This software can search for a song, which means it listens to a song sequence and then returns the most related song to that sequence. The query sequences have to be audio recorded songs, which also works with some of the remixes and covers. Shazam [22] ”listens” to a song, but does not perform very well on hummed tunes.

”Hum to Search” is a feature in Google search whose methodology was introduced in a blog [21] in 2020. This search feature allows you to hum your tune and returns the top likely options based on the tune, and then you can choose what matches the best for you (like a recommended system). However, as mentioned in the Introduction [1], they cannot return accurate results when searching for a Vietnamese song.

The research is take place from Zalo AI Challenge 2021 [19]’s first prize solution, the solution was created and published by Wano (a three-member team consisting of Mr Vo Van Phuc, Mr Nguyen Van Thieu, and Mr Lam Ba Thinh) on a Github repository named hum2song [20].

3 Methodology

The methodology includes 3 parts: data preprocessing, training embedding model, and inference. The preprocessing of all data for training and inference is only done once. The training embedding models phase is experimented with various state of the arts to find the most sufficient backbone for the task. The inference phase is handled by using Faiss [2] module.

3.1 Data Preprocessing

Observation about the data

The data consists of 3 sets. The training set has 1000 unique song sequences with their unique id within 2901 song sequences along with 2901 hummed tunes, totals of 1.3 GB. The public test used for evaluating on the public leader board has 419 song sequences and 500 hummed tunes, totals of 539MB. The private test used for the final leader board standing has 10153 song sequences and 1067 hummed tune, totals of 12.5GB. You can request the data at Zalo AI Challenge website [19].

Convert data from mp3 to mel-spectrogram

As the data is original in mp3 format, in order to use it, we process all of it into mel-spectrogram and store it in numpy array format for easy training and inference. We convert data to float32 and normalize the sound by dividing by the largest absolute value in the sound. Next, we convert to mel-spectrogram using config of filter length: 1024, hop-length: 256, win-length: 1024. Finally,

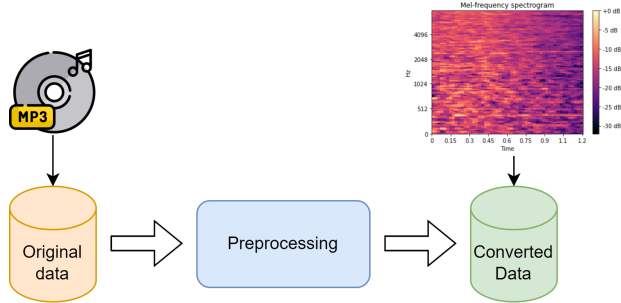
4 *An approach to hummed-tune and song sequences matching*

Fig. 1 Preprocessing data pipeline

we saved all preprocessed file to numpy array. The pipeline is illustrated in Figure 1.

3.2 Training

- **Hyperparameters:** All of the backbones were trained on 100 epochs, batch size of 32, the convergence of models vary depends on backbone architecture. The loss function used for this training pipeline is ArcFace, which was introduced in "ArcFace: Additive Angular Margin Loss for Deep Face Recognition" [1]. The optimizer is Stochastic gradient descent with a learning rate of $1e-2$, learning rate decay of 0.5 and a weight decay of $1e-1$.

3.3 Inference

The inference part contains 3 steps, illustrated in Figure 2:

- Step 1: Extract all features from both song sequences.
- Step 2: Add song sequences' features to Faiss[2] module to create a vector space of original song sequences.
- Step 3: Extract features from the hummed tune and use the Faiss[2] module to query the closest song sequence to the hummed tune.

The Faiss[2] module using IndexFlatL2[2] measures the L2 (or Euclidean) distance between all given points between our query vector, and the vectors loaded into the index.

4 Experiments

After done preprocessing data, We tried on some State of the Art backbones in order to select some of the best candidate for embeddings model based on their performance on public test set and their training time. As the Zalo company's policy, the truth label and the results were only based on the public test, which was only used for the public leader board. Please note that all of the experiments use the same configuration. The metric used for evaluating models' performance is the same as the Zalo AI Challenge, which uses MRR@10 (mean reciprocal rank).

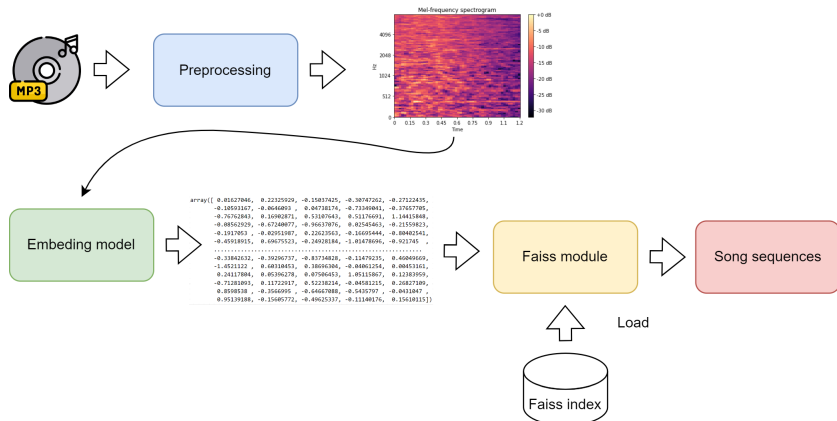


Fig. 2 Inference pipeline

4.1 Compare results on different backbones and ResNet

Table 1 Some Training results on some backbones

Model	Training hours	Loss	Accuracy	MRR	Public test
Resnet18	10.6	0.2736880779	0.8125	0.9982826187	0.9318246032
Alexnet	2.017	1.482195854	0.71875	0.91776315067	0.8409246032
Vgg11 bn	6.75	0.005311204121	0.96875	0.9983863532	0.9063388889
Mobilenetv2	3.167	1.437324166	0.65625	0.9135797438	0.8921666667

Those are results on some backbones. AlexNet[6] and Mobilenetv2[5] have the lowest training time, but the score on the public test is not as good as ResNet[3] and VGG[4]. All further experiments only focus on ResNet[3] and VGG[4].

Table 2 Training results on Resnet

Model	Training hours	Loss	Accuracy	MRR	Public test
Resnet18	10.6	0.2736880779	0.8125	0.9982826187	0.9318246032
Resnet34	23.6	0.4746982753	0.84375	0.9983287229	0.9423634921

The experiments show that ResNet[3] returned the best score on the public test, but the architecture like ResNet34[3] took nearly a day for training.

Table 3 Training results on Modified Resnet

Model	Training hours	Loss	Accuracy	MRR	Public test
Resnet18	15.25	0.08737678826	0.90625	0.9983114338	0.9407992063
Resnet34	22.9	0.02092118189	0.9375	0.9981961734	0.9457190476

The highlight ResNet34 is the final model for using in our pipeline because of its performance. The training on ResNet[3] took a lot of time, our team tried

6 *An approach to hummed-tune and song sequences matching*

to change the architecture of ResNet[3] for better training time and better at creating embeddings. Instead of using the same block in pytorch model hub implementation, the experiments running on ResNet[3] which use variants from the paper Additive Angular Margin Loss for Deep Face Detection[1] increase the training hours but the accuracy increased 9, 10% and the public test score increased 1% at the ResNet18[3].

4.2 Compare results on VGG

Table 4 Training results on Vgg

Model	Training hours	Loss	Accuracy	MRR	Public test
VGG11	6.75	0.0053112041	0.96875	0.9983863532	0.9063388889
VGG13	8.233	0.0047464803	0.9375	0.998340249	0.9183611111
VGG16	11.1	0.0047137937	0.96875	0.9982249885	0.9229555556

4.3 Evaluation

ResNet[3] variants have more training time and As the results shown on the tables above, based on score and training hours trade-off, if it about the mean reciprocal rank or accuracy, ResNet[3] variants and other big networks which create much better feature extraction are recommended. But as the speed of training, which also provides an acceptable score, VGG[4] variants are recommended.

VGG[4] variants have gradients vanishing problem. To solve that, ResNet[3] variants have "short cut connection", and instead of learning the mapping from $x \rightarrow F(x)$, the network learns the mapping from $x \rightarrow F(x)+G(x)$, showed in Figure 3.

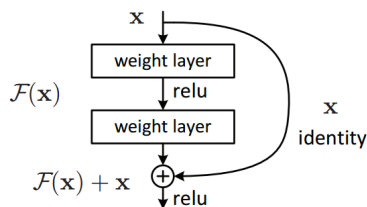


Fig. 3 Residual Block — Image is taken from the original paper

5 Conclusion

In this paper, we presented our pipeline for preprocessing song sequences and hummed tunes, training embedding models, and using Faiss module to optimize searching for the candidate for a hummed tune. The result on the public leader board is about 90%.

There are environmental and human factors in the hummed tune, such as the hummed tune contains noises or depends on the human's memory. In the preprocessing and augmentation phases, you can try to modify the hyperparameters, like increasing the sampling rate, max wav value, etc.

In the searching candidate phase, Faiss module also provides ways to optimize searching. We suggest trying partitioning the index to increase the speed. When the dataset is huge and we store all features in original shapes or vectors as full (e.g Flat), Product Quantization is also supported by Faiss module.

References

- [1] Deng, Jiankang. "ArcFace: Additive Angular Margin Loss for Deep Face Recognition." arXiv.Org, 23 Jan. 2018, <https://arxiv.org/abs/1801.07698>.
- [2] Johnson, Jeff, et al. "Billion-Scale Similarity Search with Gpus." ArXiv.org, 28 Feb. 2017, <https://arxiv.org/abs/1702.08734>.
- [3] He, Kaiming, et al. "Deep Residual Learning for Image Recognition." ArXiv.org, 10 Dec. 2015, <https://arxiv.org/abs/1512.03385>.
- [4] Simonyan, Karen, and Andrew Zisserman. "Very Deep Convolutional Networks for Large-Scale Image Recognition." ArXiv.org, 10 Apr. 2015, <https://arxiv.org/abs/1409.1556>.
- [5] Sandler, Mark, et al. "MobileNetV2: Inverted Residuals and Linear Bottlenecks." ArXiv.org, 21 Mar. 2019, <https://arxiv.org/abs/1801.04381>.
- [6] Krizhevsky, Alex. "ImageNet Classification with Deep Convolutional Neural Networks." Proceedings.Neurips.Cc, 2012, <https://proceedings.neurips.cc/paper/2012/hash/c399862d3b9d6b76c8436e924a68c45b-Abstract.html>.
- [7] Wang, Avery. "An Industrial Strength Audio Search Algorithm." An Industrial Strength Audio Search Algorithm, https://www.researchgate.net/publication/220723446_An_Industrial_Strength_Audio_Search_Algorithm.
- [8] Choi, Keunwoo, et al. "Automatic Tagging Using Deep Convolutional Neural Networks." ArXiv.org, 1 June 2016, <https://arxiv.org/abs/1606.00298>.
- [9] Lee, Jongpil, et al. "Sample-Level Deep Convolutional Neural Networks for Music Auto-Tagging Using Raw Waveforms." ArXiv.org, 22 May 2017, <https://arxiv.org/abs/1703.01789>.
- [10] Pons, Jordi, and Xavier Serra. "Musicnn: Pre-Trained Convolutional Neural Networks for Music Audio Tagging." ArXiv.org, 14 Sept. 2019, <https://arxiv.org/abs/1909.06654>.

- [11] Chaoya , Jiang, et al. “Similarity Learning for Cover Song Identification Using Cross-Similarity Matrices of Multi-Level Deep Sequences.” IEEE Xplore, 15 May 2020, <https://ieeexplore.ieee.org/document/9053257>.
- [12] Xu, Xiaoshuo, et al. “Key-Invariant Convolutional Neural Network toward Efficient Cover Song Identification.” IEEE Xplore, 11 Oct. 2018, <https://ieeexplore.ieee.org/document/8486531>.
- [13] Yu, Zhesong, et al. “Learning a Representation for Cover Song Identification Using Convolutional Neural Network.” ArXiv.org, 1 Nov. 2019, <https://arxiv.org/abs/1911.00334>.
- [14] Yao, Dong, et al. “Contrastive Learning with Positive-Negative Frame Mask for Music Representation.” ArXiv.org, 3 Apr. 2022, <https://arxiv.org/abs/2203.09129>.
- [15] Nguyen, Quynh Nhut, et al. “Movie Recommender Systems Made through Tag Interpolation: Proceedings of the 4th International Conference on Machine Learning and Soft Computing.” ACM Other Conferences, 1 Jan. 2020, <https://dl.acm.org/doi/10.1145/3380688.3380712>.
- [16] Huynh, Hao Tuan, et al. ”Automatic Keywords-based Classification of Vietnamese Texts.” 2020 RIVF International Conference on Computing and Communication Technologies (RIVF). IEEE, 2020.
- [17] Nguyen, Quynh Nhut, et al. ”Movie recommender systems made through tag interpolation.” Proceedings of the 4th international conference on machine learning and soft computing. 2020.
- [18] Duong-Trung, Nghia, et al. ”Genres and Actors/Actresses as Interpolated Tags for Improving Movie Recommender Systems.” International Journal of Advanced Computer Science and Applications 11.2 (2020).
- [19] Zalo AI Challenge. <https://challenge.zalo.ai/>.
- [20] Vovanphuc. “VOVANPHUC/hum2song: Top 1 Zalo AI Challenge 2021 Task Hum to Song.” GitHub, <https://github.com/vovanphuc/hum2song>.
- [21] Kumar, Krishna. “Song Stuck in Your Head? Just Hum to Search.” Google, Google, 15 Oct. 2020, [urlhttps://blog.google/products/search/hum-to-search/](https://blog.google/products/search/hum-to-search/).
- [22] Shazam, <https://www.shazam.com/>.