

Sequential Large Language Model-Based Hyperparameter Optimization (SLLMBO)

Kanan Mahammadli

*Mathematics Department
Middle East Technical University
Ankara, Turkey*

KANAN.MAHAMMADLI@METU.EDU.TR

Seyda Bolelli Ertekin

*Computer Engineering Department
Middle East Technical University
Ankara, Turkey*

SERTEKIN@METU.EDU.TR

Editor:

Abstract

This study introduces SLLMBO, an innovative framework that leverages Large Language Models (LLMs) for hyperparameter optimization (HPO), incorporating dynamic search space adaptability, enhanced parameter landscape exploitation, and a hybrid, novel LLM-Tree-structured Parzen Estimator (LLM-TPE) sampler. By addressing limitations in recent fully LLM-based methods and traditional Bayesian Optimization (BO), SLLMBO achieves more robust optimization. This comprehensive benchmarking evaluates multiple LLMs—including GPT-3.5-turbo, GPT-4o, Claude-Sonnet-3.5, and Gemini-1.5-flash, extending prior work beyond GPT-3.5 and GPT-4 and establishing SLLMBO as the first framework to benchmark a diverse set of LLMs for HPO. By integrating LLMs’ established strengths in parameter initialization with the exploitation abilities demonstrated in this study, alongside TPE’s exploration capabilities, the LLM-TPE sampler achieves a balanced exploration-exploitation trade-off, reduces API costs, and mitigates premature early stoppings for more effective parameter searches. Across 14 tabular tasks in classification and regression, the LLM-TPE sampler outperformed fully LLM-based methods and achieved superior results over BO methods in 9 tasks. Testing early stopping in budget-constrained scenarios demonstrated competitive performance, indicating that LLM-based methods generally benefit from extended iterations for optimal results. This work lays the foundation for future research exploring open-source LLMs, reproducibility of LLM results in HPO, and benchmarking SLLMBO on complex datasets, such as image classification, segmentation, and machine translation.

Keywords: Large Language Models, Hyperparameter Optimization, Bayesian Optimization

1 Introduction

Machine learning models generally have two sets of parameters: model parameters and hyperparameters. Model parameters are learned during the training process, requiring no human interaction, while hyperparameters must be defined prior to training. Hyperparameter optimization (HPO) is critical for finding optimal solutions based on a given evaluation function (Tan et al., 2024; Wu et al., 2019).

1.1 Manual and Bayesian Optimization

The early stages of HPO required human experts with domain knowledge for the manual tuning process (Bergstra et al., 2011; Bergstra and Bengio, 2012), which is improved by sequential model-based global optimization (SMBO) methods (Bergstra et al., 2011). It has been shown that bayesian optimization is superior to other global optimization methods and is a state-of-the-art method for hyperparameter tuning (Tan et al., 2024; Wu et al., 2019; Hutter et al., 2019). However, it doesn't fully automate the HPO process and has several limitations.(Wu et al., 2019).

1.2 Limitations of Bayesian Optimization

While BO offers significant advantages, it suffers from several drawbacks:

- Human experts should define the parameters that need to be optimized and the possible set of values to choose from (Tan et al., 2024; Bergstra et al., 2011).
- Manually defined search space stays fixed throughout the optimization (Tan et al., 2024; Bergstra et al., 2011).
- Optimization can be too time-consuming through sequential process (Tan et al., 2024).
- For every new task, bayesian optimization starts from scratch with random parameter initialization (Feurer et al., 2014; Kim et al., 2017; Bai et al., 2023).

To overcome the limitations of bayesian optimization, various ideas have been proposed, such as transfer-learned-based search spaces to reduce human effort (Shahriari et al., 2016; Nguyen et al., 2019); designing algorithmic adaptive search spaces to solve fixed search space problems (Perrone et al., 2019; Li et al., 2022); multi-fidelity optimization (Hutter et al., 2019; Joy et al., 2020) or early-stopping (Tan et al., 2024) to speed up sequential learning; warm-starting to initialize parameters based on successful parameter values learned on similar datasets (Feurer et al., 2014; Kim et al., 2017; Bai et al., 2023; Poloczek et al., 2016). However, each method suits a specific problem and does not lead to a unified framework.

1.3 Large Language Models for Hyperparameter Optimization

Recent research has begun to explore using large language models to replace traditional random initialization or warm-starting and bayesian optimization methods in automated hyperparameter tuning (Zhang et al., 2023; Liu et al., 2024b,c). Preliminary studies indicate that LLMs can define the parameter search space through zero-shot learning without human expertise. Moreover, they may provide more effective initializations compared to random approaches. With few-shot learning, LLMs can perform optimization processes conditioned on the chat history of previous iterations, leveraging their internet-scale pretraining.

1.4 Limitations of Current LLM-based Approaches and Lack of Research

These studies have been conducted with only OpenAI's models, can only run for 10 or 30 iterations based on the LLM prompting strategy due to the maximum input token limit and does not use adaptive search space methods. Hence, there are several important research

questions regarding the usefulness of LLMs in reaching fully-automated HPO have yet to be answered:

- How do different LLMs (GPT-3.5-turbo, GPT-4o, Claude-3.5-Sonnet, Gemini-1.5-Flash) perform in hyperparameter tuning compared to each other and bayesian optimization?
- Can summarization techniques extend the iteration limits imposed by input token constraints without compromising optimization quality?
- Can LLMs learn to update search space dynamically based on prior knowledge?
- Are large language models capable of autonomously managing the exploration-exploitation trade-off in optimization tasks without manually tuning control parameters?
- What strategies can be employed to automatically mitigate the risk of overexploitation in hyperparameter optimization processes that utilize large language models?

1.5 Proposed Approach: Sequential Large Language Model-Based Optimization (SLLMBO)

To address the identified research gaps, we propose SLLMBO, a novel method that leverages the strengths of LLMs and combines them with tree-structured parzen estimator sampling. SLLMBO features an adaptive search space that evolves based on prior iterations and employs a hybrid LLM-TPE Sampler. It warm-starts with LLM and alternates between LLM-based sampling and TPE-based exploration to balance exploration and exploitation. Additionally, early stopping is integrated to terminate the optimization when no improvements are observed, thus reducing unnecessary computational costs.

1.6 Contributions of This Study

The key contributions of this study are as follows:

- *Comprehensive analysis of LLMs*: Benchmarking different LLMs against each other and bayesian optimization to evaluate their performance in hyperparameter optimization
- *Adaptive search space*: A search space that evolves dynamically and automatically during optimization to focus on more promising regions.
- *Hybrid LLM-TPE sampler*: A novel combination of LLM-based initialization and LLM-TPE sampling to enhance exploration-exploitation balance.
- *Early stopping*: Integrated early stopping criteria to reduce computational costs and avoid overfitting during optimization.

2 Literature Review

Hyperparameter optimization is critical to machine learning, as hyperparameters control the training process and significantly affect model performance. Unlike model parameters

learned from the data, hyperparameters are predefined and must be set before training begins. Manual tuning is inefficient, error-prone, and often leads to non-reproducible results. This has led to automated HPO techniques, which aim to find optimal hyperparameters with minimal human intervention (Tan et al., 2024; Bergstra et al., 2011; Bergstra and Bengio, 2012). The increasing complexity of machine learning models has further motivated research into more sophisticated HPO methods (Tan et al., 2024; Bergstra et al., 2011).

2.1 Classical HPO Methods

The earliest methods for HPO, grid search, and random search, are widely used but have notable limitations. Grid search systematically explores all hyperparameter combinations in a predefined range. However, it becomes impractical due to the curse of dimensionality, where the number of evaluations grows exponentially with the number of hyperparameters (Tan et al., 2024; Wu et al., 2019; Bergstra and Bengio, 2012; Hutter et al., 2019; Hassanali et al., 2024). Random search (Bergstra and Bengio, 2012) improves efficiency by sampling hyperparameters randomly from the search space. It has been shown to outperform grid search in high-dimensional spaces (Bergstra et al., 2011; Bergstra and Bengio, 2012; Hutter et al., 2019). However, random search is unreliable for complex models, as it lacks structure and fails to leverage prior knowledge gained from previous evaluations (Wu et al., 2019; Bergstra and Bengio, 2012; Hutter et al., 2019; Hassanali et al., 2024).

2.2 Bayesian Optimization

Bayesian optimization is a more advanced method that addresses the limitations of classical approaches by treating HPO as a black-box optimization problem (Snoek et al., 2012). BO aims to minimize an unknown objective function $f(x)$, where $f(x)$ represents the hyperparameter configuration. It builds a surrogate model of the objective function with probabilistic modeling based on previously evaluated hyperparameter configurations and uses an acquisition function to decide which configuration to evaluate next (Snoek et al., 2012). The bayesian theorem forms the core of BO, and the model is updated using new data as shown in Equation 1:

$$P(\theta|D) \propto P(D|\theta)P(\theta) \quad (1)$$

In Equation 1, the posterior distribution $P(\theta|D)$ (updated belief about the hyperparameters given the data) is proportional to the product of the likelihood $P(D|\theta)$ (the probability of observing the data given the hyperparameters) and the prior $P(\theta)$ (initial belief about the hyperparameters). BO selects the next hyperparameter configuration by balancing exploration (sampling in less-known regions of the search space) and exploitation (sampling in regions known to perform well) using an acquisition function like expected improvement (EI), which chooses the next point based on the expected gain (Hutter et al., 2019; Snoek et al., 2012).

BO’s most common surrogate model is the gaussian process (GP), which models the objective function as a distribution over functions. A GP provides a mean and variance for each point in the search space, offering uncertainty estimates exploited by the acquisition function to guide the search (Hutter et al., 2019). Despite its popularity, GPs have several limitations. Their computational complexity of fitting variances is $O(n^3)$, making them inefficient for large datasets. GPs also struggle with discrete and conditional hyperparamete-

ters, which limits their applicability in real-world problems (Tan et al., 2024; Hutter et al., 2019).

To overcome the limitations of GPs, alternative surrogate models like the tree-structured parzen estimator (TPE) (Bergstra et al., 2011) and sequential model-based algorithm configuration (SMAC) (Hutter et al., 2011) have been developed. TPE models the objective function by dividing the search space into two distributions with a predefined threshold y^* , as expressed in Equation 2:

$$P(x|y) = \begin{cases} l(x) & \text{if } y < y^* \\ g(x) & \text{if } y \geq y^* \end{cases} \quad (2)$$

The optimization of the expected improvement for TPE is equivalent to maximizing the ratio shown in Equation 3:

$$\frac{g(x)}{l(x)} \quad (3)$$

SMAC extends BO to more complex hyperparameter spaces using Random Forests instead of GPs as the surrogate model (Hutter et al., 2011). SMAC performs well in discrete and mixed search spaces and scales better than GPs. It also supports conditional hyperparameters, where specific hyperparameters only take effect if others are set to particular values (Hutter et al., 2019). Both TPE and SMAC methods have a computational complexity of $O(n \log n)$.

Despite using alternative surrogate models to reduce the computational cost of gaussian processes, several challenges remain in Bayesian Optimization. First, BO typically requires domain experts to design the search space, which must be carefully crafted to find the best parameters effectively (Tan et al., 2024; Bergstra et al., 2011). This reliance on predefined search spaces becomes problematic, as the search space remains static throughout the optimization, assuming it contains the global optimum (Perrone et al., 2019; Li et al., 2022). Poorly designed search spaces can miss optimal parameters, particularly in high-dimensional problems. Additionally, the optimization process usually begins with a random guess, which is often far from optimal, leading to inefficiency in the initial iterations and increased computational cost (Feurer et al., 2014; Kim et al., 2017). Finally, because BO is a black-box method, it may continue running even after finding the optimal solution, leading to unnecessary evaluations until the preset maximum number of iterations is reached (Tan et al., 2024). These limitations highlight the need for more adaptive and efficient techniques in BO.

Several methods have been proposed to address the limitations of bayesian optimization, though many remain task-specific and need to be fully generalizable. Dynamic search space techniques have been developed to overcome the problem of static search spaces. For example, some approaches propose gradually expanding the search space based on information gathered during optimization, allowing the process to begin in a smaller region and adapt over time (Shahriari et al., 2016). Other methods utilize filtering techniques that progressively expand the search space by filtering out less promising regions based on model performance (Nguyen et al., 2019). While these strategies improve efficiency, they require user-defined boundaries and are only partially automated.

Warm-starting methods tackle the inefficiency of random initialization by leveraging successful hyperparameter configurations from previous tasks. These approaches use historical data to initialize the search, reducing the reliance on random guesses in the early stages (Kim et al., 2017; Poloczek et al., 2016). Transfer learning-based techniques refine this by designing compact search spaces based on prior optimizations, improving search efficiency in new tasks (Perrone et al., 2019; Li et al., 2022). However, these solutions depend on high-quality historical data and are limited when tasks need more apparent similarities.

Finally, early stopping techniques prevent unnecessary evaluations by terminating the optimization process when no significant improvements are observed over a predefined number of iterations. This method is broadly applicable and can effectively reduce computational costs, but it needs to address other challenges, such as search space design or parameter initialization (Tan et al., 2024; Hutter et al., 2019; Joy et al., 2020).

While these methods address specific challenges in Bayesian Optimization, they are generally not comprehensive or fully automated solutions, underscoring the need for a more unified approach.

2.3 Large Language Models

Large language models have become increasingly prominent, demonstrating exceptional capabilities across various domains, including education (Kasneci et al., 2023), healthcare (Thirunavukarasu et al., 2023), and academia (Meyer et al., 2023). They have also shown great potential in tasks like code generation (Du et al., 2024) and information retrieval (Zhu et al., 2023). One of the key reasons for the effectiveness of LLMs is their ability to generalize to new tasks without fine-tuning, thanks to in-context learning (Wang et al., 2023, 2024). By providing LLMs with problem descriptions and relevant input-output examples (few-shot learning), these models can apply their pre-trained knowledge to novel tasks (Brown, 2020). Moreover, LLMs can also perform zero-shot learning, solving tasks based solely on a problem description without needing examples (Kojima et al., 2022).

LLMs have recently been explored for optimization tasks, where they are evaluated as potential replacements for traditional optimization methods. Studies have shown that LLMs can be effective in multi-objective evolutionary optimization through zero-shot learning (Liu et al., 2023) and combinatorial optimization using in-context learning (Liu et al., 2024a). Additionally, research has investigated using LLMs as surrogate models in black-box optimization for a molecular domain (Nguyen and Grover, 2024). These studies demonstrate that LLMs, with their ability to learn from context and apply knowledge across tasks, hold significant promise for optimization applications.

In hyperparameter optimization, the sequential nature of bayesian optimization aligns well with LLMs’ in-context learning abilities. In BO, the initial step, akin to zero-shot learning, involves defining the search space and suggesting initial parameters based on the problem description. Subsequent iterations, where BO refines these parameters using feedback, resemble few-shot learning, where prior examples guide improved suggestions. This parallel suggests that LLMs, with their flexible learning approach, are well-positioned to handle the iterative nature of hyperparameter optimization.

While LLMs have demonstrated substantial potential across various optimization tasks, their application to hyperparameter optimization remains relatively unexplored. A few

studies have begun to address this gap, offering promising insights and highlighting areas requiring further research to leverage LLMs’ capabilities for HPO fully.

The first study (Zhang et al., 2023) investigates GPT-3.5 and GPT-4 as replacements for traditional hyperparameter initialization and optimization techniques. The authors utilize the zero-shot learning capabilities of LLMs to suggest initial hyperparameter values based on problem descriptions and scikit-learn model docstrings, reducing the dependence on random initialization. Their evaluation across eight HPOBenchmark datasets reveals that LLMs perform comparably to random search and bayesian optimization when using few-shot learning for parameter updates within a constrained search budget of ten iterations. Additionally, they implement a chain-of-thought reasoning approach to extend the maximum iteration limit, where only the parameter-value pairs, rather than the entire chat history, are passed to the LLM. This method shows that LLMs using chain-of-thought reasoning perform similarly to the chat-based method, demonstrating the model’s capacity to manage HPO tasks effectively, even with longer iterations.

AgentHPO (Liu et al., 2024b) introduces a two-agent framework—Creator and Executor—to automate hyperparameter tuning. The Creator agent, provided with a dataset, problem description, and a manually defined search space, suggests initial hyperparameter values. In contrast, the Executor agent conducts experiments and feeds backlog history to the Creator for subsequent optimization. The authors test AgentHPO over ten iterations across various tasks, including image classification, segmentation, tabular classification, regression, and machine translation. Their results indicate that AgentHPO surpasses random search and, in several cases, exceeds human benchmarks, demonstrating the effectiveness of LLMs in automatic tuning across diverse domains.

The third study, LLAMBO (Liu et al., 2024c), proposes a novel approach that mimics the structure of Bayesian Optimization by replacing its key components with separate LLMs. LLAMBO includes a zero-shot warm starter, a surrogate model, and a candidate sampler, effectively reimagining the traditional BO pipeline. The authors evaluate LLAMBO against random search and Bayesian Optimization using different surrogate models: tree-structured parzen estimator, random forests, and gaussian processes, across 25 tasks from the Bayesmark benchmark. Their results show that LLAMBO outperforms these methods in all tasks based on average regret scores. Furthermore, LLAMBO introduces a surrogate model for exploration hyperparameters, allowing for a dynamic balance of the exploration-exploitation trade-off, which is optimized separately from the model hyperparameters.

Despite the advancements in recent studies, several significant limitations still exist in applying LLMs to hyperparameter optimization. Current research is primarily constrained by token limits, which restrict the number of iterations, and the impact of chat history summarization has yet to be fully explored. Additionally, these studies primarily rely on static search spaces, which, combined with the limited number of iterations allowed in optimization tasks, increase the risk of over-exploration without converging to optimal solutions. Dynamic search space adaptation, which could leverage prior knowledge for better exploitation and faster convergence, must be adequately investigated. Moreover, while LLAMBO (Liu et al., 2024c) introduces partial control over the exploration-exploitation trade-off, it remains limited and lacks full automation. Another significant gap is the exclusive focus on only OpenAI’s LLMs, leaving unexplored the comparative performance of models like Gemini-1.5-Flash or Claude-3.5-Sonnet in HPO tasks. Moreover, these studies

have not evaluated the potential issue of overfitting hyperparameters on unseen test sets, raising concerns about the generalizability of the optimal hyperparameters found by LLMs. These limitations indicate the need for more comprehensive approaches to harness the potential of LLMs in HPO fully.

This paper addresses the existing research gaps by proposing a fully automated LLM-based framework for hyperparameter optimization. The strategy introduces dynamic search space adaptation, allowing the optimization process to evolve automatically based on prior knowledge, and employs iteration summarization techniques to overcome token limitations. A hybrid LLM-TPE sampler enhances the exploration-exploitation trade-off, combining LLM-based initialization with Bayesian Optimization. This approach includes early stopping criteria to reduce unnecessary computations and evaluates the generalizability of optimized hyperparameters on unseen test sets, addressing potential overfitting. Together, these innovations deliver a comprehensive, automated solution to HPO, overcoming the fundamental limitations of previous studies.

3 Methodology

The SLLMBO framework, illustrated in Figure 1, is a fully automated hyperparameter optimization method that leverages the capabilities of large language models to guide the entire optimization process. SLLMBO interacts with the user-provided task description, followed by the automated generation of search spaces and parameter suggestions using zero-shot and few-shot learning. At the beginning of the process, the LLM initializes the search space and suggests initial hyperparameters. In subsequent iterations, the LLM dynamically updates the search space or keeps previously suggested ranges and suggests new parameters, informed by the history of prior iterations and the performance of the previously chosen values.

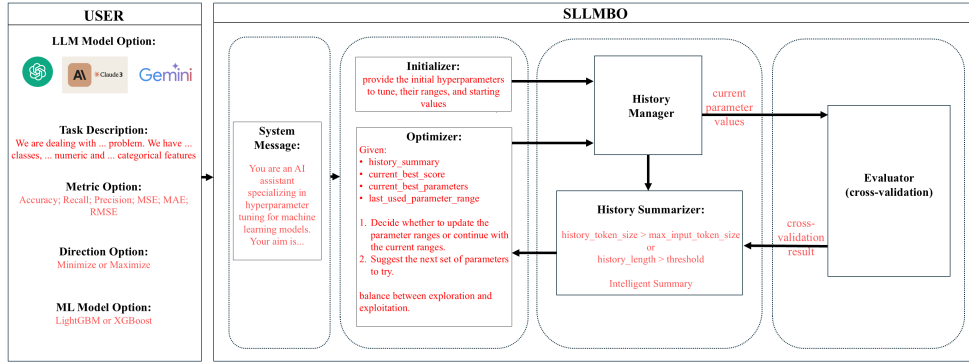


Figure 1: The SLLMBO workflow. The framework consists of the Initializer, Optimizer, Evaluator, History Manager, and LLM-TPE Sampler components, working iteratively to perform efficient hyperparameter optimization.

SLLMBO operates in iterative cycles between the following components: the **Initializer**, which is responsible for the first set of parameter ranges and values; the **Optimizer**, which refines parameter suggestions based on previous performance; the **Evaluator**, which calculates performance metrics through cross-validation; and the **History Manager**, which stores and summarizes previous interactions to prevent token limit overflows. Additionally, SLLMBO introduces a novel hybrid LLM-TPE Sampler, which dynamically balances exploration and exploitation by alternating between LLM-based and TPE-based sampling. Optional features such as reasoning-enabled optimization and early stopping further enhance the optimization process, making SLLMBO a robust and adaptive solution for complex HPO tasks.

3.1 Initializer: Zero-Shot Parameter Initialization

The Initializer is the starting point of the SLLMBO algorithm, where the LLM employs zero-shot learning to define the initial hyperparameter search space and suggest starting values. Based on the user-provided task description, machine learning model, evaluation metric, and optimization direction, the Initializer generates a structured JSON object containing the search space ranges and initial values. This allows the optimization process to begin with a meaningful exploration of the search space rather than random initialization, which is common in traditional methods. The system message and initialization prompt guide the LLM in performing this task.

3.2 Optimizer: Few-Shot Learning for Dynamic Hyperparameter Updates

Once the initialization is complete, the Optimizer component handles iterative updates of the search space and hyperparameter suggestions using few-shot learning. During each optimization cycle, the LLM is provided with feedback from the previous iterations, such as chat history and current best score, best parameter values, and the most recent search space in the optimization prompt. The LLM must decide whether to update the search space or continue with the current one, balancing exploration and exploitation.

In fully LLM-powered runs, the LLM suggests new parameters at every iteration. In contrast, in the LLM-TPE hybrid version, the LLM-TPE Sampler alternates between LLM-based suggestions and TPE-based sampling. This allows for a more diverse parameter space exploration, leveraging the LLM’s generalization capabilities and TPE’s statistical strengths.

3.3 Evaluator: Cross-Validation for Metric Calculation

The Evaluator is responsible for assessing the performance of each set of hyperparameters through cross-validation. In this study, 5-fold cross-validation was used, and the evaluation metric (e.g., F1-score or MAE) is passed back to the optimizer. This performance score guides the optimization process, with the LLM adjusting its future parameter suggestions based on how well the current set performs.

3.4 History Manager: Memory Handling and Summarization

The History Manager ensures that the optimization process maintains continuity across iterations by storing all parameter suggestions, evaluation scores, and decision points. The History module stores this information fully, while the Summarizer condenses the history when input token limits are reached. In the experiments, two summarization methods were used:

- **Intelligent Summary:** An LLM-based method that generates concise summaries when prompted, after a certain number of iterations, or when the input token limit is exceeded.
- **LangChain Memory Buffer:** Used in LangChain-based experiments, this automatically manages memory without manual summarization, allowing for a seamless continuation of the optimization process.

Intelligent Summary is only used in fully LLM-empowered optimization with only GPT-3.5-turbo, and more details are given in the results and discussion section.

3.5 LLM-TPE Sampler: Hybrid Sampling Strategy

The LLM-TPE Sampler is a hybrid approach alternating between LLM-guided parameter suggestions and TPE-based sampling to balance exploration and exploitation. This sampler suggests the next hyperparameter value based on a custom function defined in Equation 4:

$$S(X) = \begin{cases} \text{LLM}(X_{\text{chat_history}}) & \text{if } p < 0.5 \\ \text{TPE}(X_{\text{prev_iters, search_space}}) & \text{otherwise} \end{cases} \quad (4)$$

In Equation 4, $p \sim U(0, 1)$, which means that half the iterations are guided by the LLM, using previous chat history and performance results, while the other half rely on TPE to explore regions of the search space that the LLM may not fully exploit. This dynamic approach ensures that SLLMBO avoids getting stuck in local optima and can effectively explore uncertain areas of the search space. The LLM-TPE sampler is designed as an alternative sampler for the optuna library.

3.6 Reasoning-Enabled Optimization

To enhance transparency and interpretability, SLLMBO offers an optional Reasoning Engine. This feature requires the LLM to explain each decision made during the optimization process: whether to update or retain the current search space and why specific parameters were chosen. These explanations are stored alongside the optimization history, allowing for post-hoc analysis of the optimization decisions.

3.7 Early Stopping Mechanism

SLLMBO also incorporates an early stopping mechanism to prevent unnecessary iterations and reduce computational costs. The optimization process halts if the evaluation metric does not improve for a predefined number of iterations (five in our experiments). This mechanism is applied to the fully LLM-powered runs and the hybrid LLM-TPE method,

ensuring efficiency and preventing overfitting in cases where further iterations are unlikely to yield better results.

Appendix A contains system messages and exact prompts used for initialization, optimization, summarization, and reasoning.

3.8 Experimental Setup

The experimental evaluation of SLLMBO was conducted on six datasets: three classification and two regression tasks from The UCI Machine Learning Repository (Kelly et al.), one regression task from OpenML (Vanschoren et al., 2014), and the M5 Forecasting Accuracy dataset (Howard et al., 2020), a challenging multiple time series forecasting task. The classification datasets include `gas_drift` (Vergara, 2012), `cover_type` (Blackard, 1998), and `adult_census` (Becker and Kohavi, 1996), while the regression datasets include `bike_sharing` (Fanaee-T, 2013), `concrete_strength` (Vanschoren et al., 2014), and `energy` (Candanedo, 2017). For each dataset, approximately 20% of the data is kept for testing the performance of the best parameters found by some HPO method on the rest of the data, helping to explore overfitting. To assess the performance of each iteration during the HPO process, the F1-score was used for classification tasks, while the mean absolute error (MAE) was employed for regression tasks. For parameter suggestion in subsequent iterations, the average cross-validation score across the folds was used as the performance metric. Detailed descriptions of each dataset, including feature and target column selection, preprocessing, feature engineering, and the specific cross-validation techniques applied, can be found in Appendix B.

To evaluate the performance of SLLMBO, it was compared against state-of-the-art Bayesian Optimization methods using two popular libraries: Optuna (Akiba et al., 2019) and Hyperopt (Bergstra et al., 2015), both leveraging the Tree-structured Parzen Estimator (TPE) as their sampling strategy. The choice of Optuna and Hyperopt is grounded in recent studies highlighting their effectiveness and widespread use in tabular tasks (Hassanali et al., 2024; Lai et al., 2023; Lv, 2023; Arden and Safitri, 2022; Putatunda and Rama, 2019; Wang and Wang, 2020; Omkari and Shinde, 2022). LightGBM and XGBoost were used as machine learning models, known for their superior performance on tabular datasets (Lai et al., 2023; Lv, 2023; Arden and Safitri, 2022; Wang and Wang, 2020; Omkari and Shinde, 2022).

The following configurations were evaluated for each dataset and model (LightGBM and XGBoost). The names provided below correspond to the unified naming conventions used in the tables and figures to ensure clarity:

- **llm_sampler+intelligent summary+gpt-3.5-turbo+patience_15**: This first strategy uses a fully LLM-powered process with GPT-3.5-Turbo for initialization, optimization, and intelligent summarization to handle token limits.
- **llm_sampler+langchain+{optimizer}+patience_15**: Second strategy replaces intelligent summarization with LangChain’s memory buffer and *optimizer* is one of the possible LLMs:
 - GPT-4o

- GPT-3.5-Turbo
- Claude-3.5-Sonnet
- Gemini-1.5-Flash
- **llm-tpe sampler+{*optimizer* }+{*initializer* }+patience_{*int* }**: The last strategy uses a novel LLM-TPE Sampler instead of fully LLM-based optimization. *optimizer* is one of GPT-4o and Gemini-1.5-Flash, and *initializer* is either Random_Init representing random warmstarting, or LLM_Init where LLM suggests the first hyperparameters. The *int* represents the integer early stopping for patience, which is either 15 as in previous strategies or 5 for testing the LLM-TPE Sampler with strict regularization.

ADDITIONAL EXPERIMENTATION DETAILS

- *Number of iterations*: Each experiment was run for 50 iterations.
- *Random seed*: A fixed random seed of 42 was used across all experiments to ensure reproducibility.
- *Early Stopping Criteria*: In fully LLM-powered setups (both with Intelligent Summary and LangChain memory handler), an early stopping mechanism with a patience threshold of 15 iterations was employed to prevent unnecessary iterations and minimize API costs. In the LLM-TPE hybrid setups, a stricter early stopping threshold of 5 iterations was applied to assess performance under a limited budget and harsher regularization conditions. For configurations where early stopping was not explicitly used, the optimization ran for 50 iterations.
- *Intelligent Summary*: A summarization step was triggered every ten iterations for the experiments, which utilizes intelligent summarization with GPT models to manage token limits and retain critical historical information for the next iterations.

This setup was designed to rigorously compare the performance of SLLMBO against traditional BO methods while evaluating the impact of different LLM models, memory handling mechanisms, hybrid LLM-TPE sampling, and early stopping of the optimization process.

4 Results and Discussion

The experiments were carried out sequentially to explore different strategies for hyperparameter optimization using LLM-powered methods, LLM-TPE hybrid samplers, and traditional Optuna/Hyperopt approaches. Each successive experiment was designed based on the findings of the previous one, which led to further refinement and informed decisions on the next phase of experimentation. This section details each process step’s key findings, reasoning, and outcomes, followed by a discussion of the results and answers to the research questions posed. Comparing SLLMBO results with different strategies with each other and with Optuna and Hyperopt libraries using TPE as a surrogate model, each method is experimented on seven datasets, with both LightGBM and XGBoost models, making a total of 14 tasks.

4.1 Initial Exploration: SLLMBO with Fully LLM-powered Methods and Intelligent Summary

The initial experiments utilized the GPT-3.5-Turbo model for parameter initialization, optimization, and iterative summarization of the optimization history. The goal was to assess the effectiveness of the initial LLM strategy in HPO compared to established methods such as Optuna and Hyperopt. Tables 1 and 2 summarize the initialization, optimization, and runtime performance for classification and regression tasks, respectively.

Dataset	Model	Optimizer	Initial Score (CV Avg)	Optimized Score (CV Avg)	Test Score	Runtime (s)
Gas Drift	LightGBM	Optuna	0.7855	0.8187	0.8542	2620
		Hyperopt	0.7898	0.8191	0.8417	702
		Ours (LLM)	0.8162	0.8218	0.8427	1680
	XGBoost	Optuna	0.8002	0.8138	0.8311	2019
		Hyperopt	0.7582	0.8076	0.8224	69
		Ours (LLM)	0.7546	0.7678	0.7929	67
Cover Type	LightGBM	Optuna	0.7043	0.7115	0.7111	1093
		Hyperopt	0.7046	0.7099	0.7056	842
		Ours (LLM)	0.7082	0.7126	0.7069	189
	XGBoost	Optuna	0.6871	0.7140	0.7035	1033
		Hyperopt	0.7090	0.7154	0.7028	853
		Ours (LLM)	0.7093	0.7106	0.7032	134
Adult Census	LightGBM	Optuna	0.7789	0.7822	0.7824	140
		Hyperopt	0.8117	0.7823	0.7821	96
		Ours (LLM)	0.7769	0.7813	0.7787	138
	XGBoost	Optuna	0.7725	0.7823	0.7856	112
		Hyperopt	0.7788	0.7826	0.7826	151
		Ours (LLM)	0.7773	0.7809	0.7812	123

Table 1: Comparison of Optuna (w/o patience), Hyperopt (w/o patience), and initial LLM HPO strategy with GPT-3.5-Turbo and intelligent_summary for classification tasks with LightGBM and XGBoost models with f1-weighted as the evaluation metric. **LLM** strategy corresponds to the reference: "llm_sampler+intelligent_summary+gpt-3.5-turbo+patience_15" defined in the Methodology 3.8.

Regarding parameter initialization, the LLM-powered approach consistently outperformed traditional random initialization in 9 out of 14 tasks (see Tables 1 and 2). Notably, in 6 out of 8 regression tasks, the initial parameters suggested by the LLM yielded scores

Dataset	Model	Optimizer	Initial Score (CV Avg)	Optimized Score (CV Avg)	Test Score	Runtime (s)
Bike Sharing	LightGBM	Optuna	34.9221	30.0695	65.5113	394
		Hyperopt	32.5112	29.8674	64.2410	284
		Ours (LLM)	33.5116	30.9468	66.6167	94
	XGBoost	Optuna	38.8547	29.4815	58.9873	585
		Hyperopt	37.3286	29.9668	61.1801	380
		Ours (LLM)	33.8210	30.8633	63.5643	63
Concrete Strength	LightGBM	Optuna	10.5745	9.5110	9.8793	51
		Hyperopt	10.5624	9.6051	10.0190	32
		Ours (LLM)	10.2010	9.7688	9.9930	122
	XGBoost	Optuna	11.7358	9.6385	9.9103	92
		Hyperopt	11.2125	9.5924	9.8731	137
		Ours (LLM)	10.2235	9.6220	9.8794	58
Energy	LightGBM	Optuna	55.2416	42.5948	125.5641	265
		Hyperopt	50.8772	43.2999	99.4970	303
		Ours (LLM)	47.4421	43.4206	157.1979	64
	XGBoost	Optuna	72.3590	42.7662	160.7597	381
		Hyperopt	57.5863	43.3675	141.2623	796
		Ours (LLM)	49.1075	43.6496	136.7344	119
M5	LightGBM	Optuna	6.5749	6.1575	5.9046	585
		Hyperopt	6.3228	6.1460	5.9169	610
		Ours (LLM)	6.2814	6.1245	5.6220	617
	XGBoost	Optuna	7.2866	6.0656	5.9303	1434
		Hyperopt	6.6237	6.0534	5.6242	1622
		Ours (LLM)	6.2553	6.2244	5.8178	161

Table 2: Comparison of Optuna (w/o patience), Hyperopt (w/o patience), and initial LLM HPO strategy with GPT-3.5-Turbo and intelligent_summary for regression tasks with LightGBM and XGBoost models. **LLM** optimizer corresponds to the reference: "llm_sampler+intelligent_summary+gpt-3.5-turbo+patience.15" defined in the Methodology 3.8.

closer to the best score than those indicated by Optuna and Hyperopt, as summarized in Table 2. This demonstrates the LLM’s superior capability for parameter initialization, especially in regression tasks.

When evaluating the cross-validation (CV) and test scores of the best parameters found through optimization, the LLM-based HPO method also performed competitively. Across multiple tasks, it provided better or comparable results to both Optuna and Hyperopt.

Specifically, the LLM surpassed Hyperopt in 5 tasks while achieving competitive results with Optuna in several tasks and two tasks better than Optuna and Hyperopt. In the energy dataset with XGBoost, Table 2 shows that the LLM-based approach produced a 17.5% lower MAE on the test set than Optuna despite Optuna finding a slightly better cross-validation score. In contrast, in the energy dataset with LightGBM, the LLM-based method resulted in a 25% higher test error (MAE) than Optuna. All optimization methods exhibited overfitting in the bike_sharing and energy datasets, spanning four tasks. However, the LLM-based approach for the energy dataset with XGBoost showed noticeably softer overfitting than the other methods. These results suggest that while the LLM-powered HPO can perform strongly in regression and classification tasks, its effectiveness depends on the model and dataset characteristics.

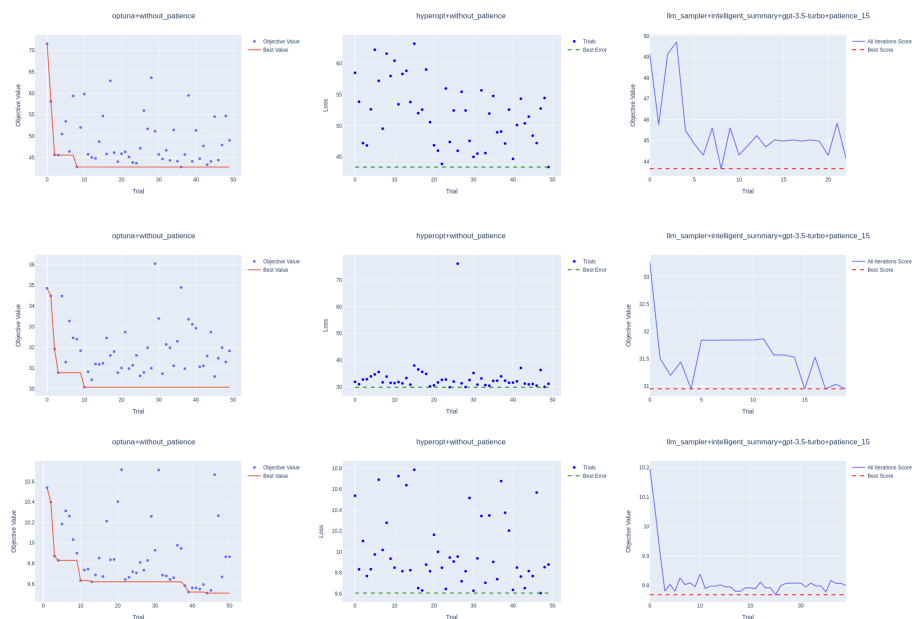


Figure 2: The Figure illustrates the optimization history for initial LLM HPO strategy with GPT-3.5-Turbo and intelligent_summary, Optuna, and Hyperopt strategies and LLM’s early stopping. The top panel represents the energy dataset with the XGBoost model, the middle panel bike sharing dataset with LightGBM, and the bottom panel cement strength dataset with LightGBM

An analysis of the optimization history provides additional insights into the LLM-based approach. For most tasks, the LLM-based method exhibited significantly lower variability in optimization scores than Optuna and Hyperopt. For example, in the energy dataset with XGBoost, the standard deviation of the LLM-based method’s scores was approximately 2.01, compared to 4.92 for Hyperopt and 6.37 for Optuna, as shown in Figure 2. This lower variability suggests that the LLM method tended to exploit previously learned regions of the hyperparameter space more intensively, leading to narrower score ranges across iterations. This can be interpreted as a sign of overexploitation, where the model focuses on refining a

limited set of parameters rather than exploring a broader range of possibilities. In contrast, Optuna and Hyperopt showed broader exploration, reflected in their higher score variability and broader ranges between the worst and best scores.

A notable observation in the LLM-powered experiments was the frequent early stopping of optimization. As illustrated in Figure 2, unlike Optuna and Hyperopt, which consistently completed 50 iterations, the LLM-based method frequently stopped after around 20, with a maximum of 40 iterations observed in the `concrete_strength` dataset with LightGBM.

Despite these challenges, early stopping proved advantageous in some instances, such as in the energy dataset with XGBoost and the M5 dataset with LightGBM, where the LLM-based method achieved superior or comparable results using far fewer iterations. In these cases, the LLM method required, on average, 6 times less computational budget than Optuna and 8.5 times less than Hyperopt while still identifying better or near-optimal parameters (see Table 2). However, while overexploitation worked effectively when the initial parameters were near the global optimum, it limited the search’s effectiveness when the initial parameters were in the vicinity of a local optimum. This highlights the need for a better balance between exploration and exploitation, particularly when the starting point is less ideal.

Further analysis revealed that the LLM’s decision-making process on search space adjustments significantly shaped the observed optimization behavior. The LLM’s reasoning behind these decisions was captured through an additional process called the Reasoning Engine, as shown in Figure 3.

```

Iteration 2:
The current best score indicates that the existing parameter ranges are
generally appropriate, but there is room for further optimization. I
decided to narrow the ranges for some parameters to focus the search and
potentially reduce the variability in results...

Iteration 3:
The current best score indicates that the model is performing reasonably
well, but there is room for improvement. To balance exploration and
exploitation, I decided to tighten some parameter ranges based on the best
parameters found so far...

...

Iteration 30:
The current best score is quite close to the optimal, and the ranges of the
parameters are already narrow. Therefore, it makes sense to continue fine-
tuning within slightly adjusted ranges to potentially exploit the current
tuning while allowing for minor exploration. The new ranges are centered
around the current best parameters...

```

Figure 3: The Figure provides LLM’s decisions about parameter ranges for some iterations on the M5 dataset with the LightGBM model starting from the second iteration, as the first iteration is initialization.

As the analysis progressed, it became clear that early stopping was not solely due to the LLM’s optimization behavior. Still, it was also influenced by external factors such as API-related issues and LLM-based history summarization. These technical limitations

highlighted the need for more robust memory management and request handling. To address these technical concerns, the decision was made to transition to the LangChain framework, which offers automatic memory management and improved error-handling mechanisms, mitigating the issues encountered in the earlier experiments. While this switch was not explicitly aimed at solving the overexploitation problem, LangChain’s more stable and controlled environment allowed for further analysis of the implicit effects on the exploration-exploitation trade-off. This transition also allowed for easy experimentation of other LLM models, such as GPT-4o, Gemini, and Claude-Sonnet, to assess whether these models could improve the optimization process. Furthermore, in the next phase of experiments, new sampling strategies specifically designed to address overexploitation will be discussed in detail using LangChain.

4.2 SLLMBO with Fully LLM-Powered Methods and LangChain

With the transition to the LangChain framework, the focus shifted to analyzing whether the improved technical setup could positively impact the overall optimization process beyond addressing memory and API-related issues. The experiments in this phase sought to investigate the performance of various LLM models, GPT-3.5-Turbo and GPT-4o, Gemini-1.5-Flash, and Claude-3.5-Sonnet, within LangChain’s more stable environment and to analyze whether these models could further improve the optimization outcomes.

Regarding parameter initialization, the results remained consistent with earlier findings, where LLM models, especially GPT-3.5-Turbo and Claude-3.5-Sonnet, outperformed traditional random initialization strategies from Optuna and Hyperopt (see Tables 3 and 4). All LLM models demonstrated superior initialization compared to the conventional methods in several tasks, further reinforcing the LLM’s ability to suggest effective starting points for optimization, particularly in regression tasks.

When evaluating the overall HPO performance, LangChain-based LLMs provided significant improvements. While the earlier LLM-based method only surpassed Optuna and Hyperopt in two tasks, the LangChain-based strategies outperformed them in eight tasks, with GPT-3.5-Turbo leading in half of these instances (Tables 3 and 4). This method demonstrated consistently strong results across different datasets, further solidifying its position as a reliable model for HPO. GPT-4o followed closely, though its average performance was slightly below GPT-3.5-Turbo. Notably, Claude-3.5-Sonnet delivered competitive results in classification tasks, as shown in Table 3, but proved to be the most expensive API usage, making it less efficient in computational cost. Both Tables 3 and 4 show that Gemini-1.5-Flash, while the fastest and cheapest model, ranked last in performance, with premature stopping in most cases after early promising results.

Analyzing the optimization histories reveals that LangChain-based LLMs benefitted from longer runs, improving the balance between exploration and exploitation, particularly in early iterations. GPT-3.5-Turbo, in contrast to its earlier runs with LLM summarization, now consistently reached 50 iterations in nearly half of the tasks (Figure 4). Although early-stopping issues due to no improvement persisted across all models, this occurred less frequently in GPT-3.5-turbo and GPT-4o compared to the other models. Gemini-1.5-Flash frequently exhibited a pattern of initial solid performance, only to plateau after a few iterations, resulting in premature stopping and consistently lower rankings. Sonnet-3.5, while

Dataset	Model	Optimizer (LangChain Memory Buffer)	Initial Score (CV Avg)	Optimized Score (CV Avg)	Test Score	Runtime (s)
Gas Drift	LightGBM	Gpt-4o	0.7930	0.8198	0.8447	443
		Gpt-3.5-Turbo	0.7745	0.8253	0.8527	1454
		Claude-3.5-Sonnet	0.7562	0.8139	0.8301	543
		Gemini-1.5-Flash	0.8004	0.8004	0.8192	84
	XGBoost	Gpt-4o	0.7760	0.8087	0.8197	742
		Gpt-3.5-Turbo	0.7570	0.8183	0.8392	539
		Claude-3.5-Sonnet	0.7758	0.7878	0.8075	502
		Gemini-1.5-Flash	0.7758	0.7758	0.7913	131
Cover Type	LightGBM	Gpt-4o	0.6975	0.7014	0.6910	1433
		Gpt-3.5-Turbo	0.7092	0.7104	0.7085	173
		Claude-3.5-Sonnet	0.7080	0.7123	0.7086	525
		Gemini-1.5-Flash	0.7052	0.7115	0.7022	180
	XGBoost	Gpt-4o	0.7128	0.7135	0.7037	222
		Gpt-3.5-Turbo	0.7093	0.7140	0.7025	674
		Claude-3.5-Sonnet	0.7128	0.7128	0.7040	238
		Gemini-1.5-Flash	0.7128	0.7128	0.7040	140
Adult Census	LightGBM	Gpt-4o	0.7780	0.7789	0.7767	186
		Gpt-3.5-Turbo	0.7725	0.7783	0.7833	46
		Claude-3.5-Sonnet	0.7784	0.7808	0.7808	125
		Gemini-1.5-Flash	0.7776	0.7811	0.7823	122
	XGBoost	Gpt-4o	0.7804	0.7820	0.7809	142
		Gpt-3.5-Turbo	0.7802	0.7817	0.7839	44
		Claude-3.5-Sonnet	0.7762	0.7768	0.7803	175
		Gemini-1.5-Flash	0.7809	0.7854	0.7905	116

Table 3: This table represents the results of the second LLM strategy, which replaces intelligent summary in previous experimentation with LangChain memory buffer, and compares the following LLMs GPT-4o, GPT-3.5-Turbo, Claude-3.5-Sonnet, and Gemini-1.5-Flash for classification tasks with LightGBM and XGBoost models. This strategy corresponds to the reference: "llm_sampler+langchain+{*optimizer* }+patience_15" defined in the Methodology 3.8.

competitive in some tasks, faced similar issues with overexploitation, where initial gains were not sustained throughout the optimization process. While LangChain significantly improved the technical handling of HPO with LLMs and led to more robust overall performance, the overexploitation problem remains. The next phase discusses the LLM-TPE hybrid sampler, which combines the LLM’s strength in initialization and exploitation with TPE’s proven sampling strategy to achieve a more balanced exploration-exploitation trade-

Dataset	Model	Optimizer (LangChain Memory Buffer)	Initial Score (CV Avg)	Optimized Score (CV Avg)	Test Score	Runtime (s)
Bike Sharing	LightGBM	Gpt-4o	32.1523	29.7614	57.1713	470
		Gpt-3.5-Turbo	33.0547	29.0524	63.8804	126
		Claude-3.5-Sonnet	30.7225	29.8112	61.2840	145
		Gemini-1.5-Flash	35.0186	34.8946	67.1382	54
	XGBoost	Gpt-4o	32.2341	29.1302	59.3126	128
		Gpt-3.5-Turbo	31.7440	30.4025	58.0684	272
		Claude-3.5-Sonnet	32.3194	31.7193	59.7128	235
		Gemini-1.5-Flash	31.4992	31.4117	64.7856	74
Concrete Strength	LightGBM	Gpt-4o	10.5153	9.6535	9.9843	153
		Gpt-3.5-Turbo	10.1347	9.6861	10.0641	101
		Claude-3.5-Sonnet	9.9385	9.8995	10.0505	287
		Gemini-1.5-Flash	10.0510	9.6807	10.0888	47
	XGBoost	Gpt-4o	10.5890	10.3823	10.0358	147
		Gpt-3.5-Turbo	10.4652	9.9616	9.9059	35
		Claude-3.5-Sonnet	11.0380	10.8452	10.1716	142
		Gemini-1.5-Flash	10.4225	9.9162	9.9833	69
Energy	LightGBM	Gpt-4o	43.3435	43.3435	135.4801	122
		Gpt-3.5-Turbo	43.8546	42.8751	145.0990	60
		Claude-3.5-Sonnet	45.3893	42.7568	143.6961	375
		Gemini-1.5-Flash	45.9150	44.7903	116.5710	32
	XGBoost	Gpt-4o	51.9850	46.5245	163.9273	246
		Gpt-3.5-Turbo	49.2038	43.3944	157.4147	139
		Claude-3.5-Sonnet	58.4267	48.5841	198.2501	734
		Gemini-1.5-Flash	45.9780	43.1292	164.9638	346
M5	LightGBM	Gpt-4o	6.4130	6.2537	5.5975	304
		Gpt-3.5-Turbo	6.2394	6.1088	5.7099	450
		Claude-3.5-Sonnet	6.2980	6.1581	5.6566	979
		Gemini-1.5-Flash	6.4423	6.4423	5.7213	93
	XGBoost	Gpt-4o	6.2582	6.1391	5.6706	584
		Gpt-3.5-Turbo	6.2950	6.0747	5.8179	2408
		Claude-3.5-Sonnet	6.1725	6.0525	5.8003	769
		Gemini-1.5-Flash	6.1714	6.0264	5.7672	1439

Table 4: This table represents the results of the second LLM strategy, which replaces intelligent summary in previous experimentation with LangChain memory buffer, and compares the following LLMs GPT-4o, GPT-3.5-Turbo, Claude-3.5-Sonnet, and Gemini-1.5-Flash for regression tasks with LightGBM and XGBoost models. This strategy corresponds to the reference: "llm_sampler+langchain+{*optimizer* }+patience_15" defined in the Methodology 3.8.

off. This method will be evaluated to determine its effectiveness in addressing the limitations observed in earlier experiments.

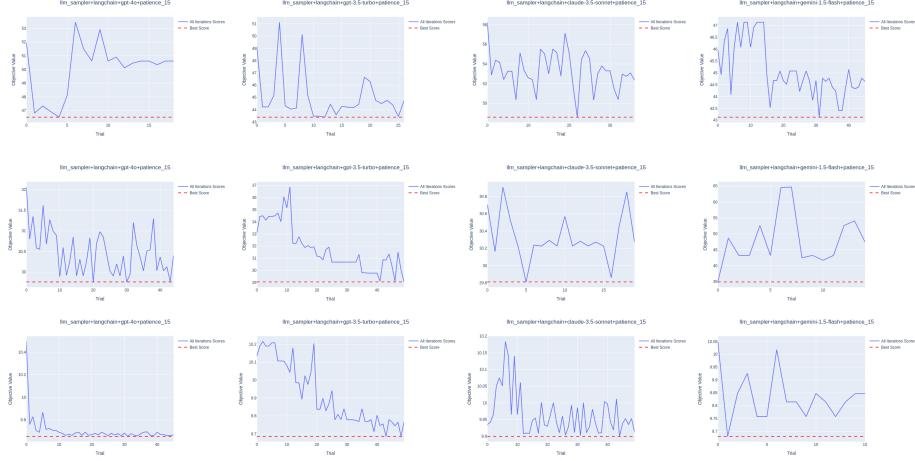


Figure 4: The Figure illustrates the optimization history for LLMs: GPT-4o, GPT-3.5-Turbo, Claude-3.5-Sonnet, and Gemini-1.5-Flash with second LLM strategy, using LangChain to run the LLM APIs, replacing intelligent summary with LangChain’s memory buffer. The top panel represents the energy dataset with the XGBoost model, the middle panel bike sharing dataset with LightGBM, and the bottom panel cement strength dataset with LightGBM.

4.3 SLLMBO with LLM-TPE Sampler

Following the improvements made with LangChain-based LLM methods, this phase addresses the remaining overexploitation issues by integrating the LLM’s initialization and reasoning capabilities with the Tree-structured Parzen Estimator for better sampling. The LLM-TPE hybrid sampler aims to reduce premature early stoppings and explore parameter spaces more thoroughly.

To achieve this, GPT-4o and Gemini-1.5-Flash were selected. Gemini was the fastest and cheapest model, but it had premature stoppings, so it is included to assess whether the hybrid strategy could improve its performance. GPT-3.5-turbo was excluded due to its consistent success in previous phases, and Sonnet was omitted due to high costs.

To further assess the effectiveness of LLM-based initialization in hyperparameter optimization, the GPT-4o-based LLM-TPE sampler was tested with random and LLM initialization strategies. The results in Tables 5 and 6 reaffirmed the strength of LLM-based initialization, as in 13 out of the 14 tasks, GPT-4o’s LLM initialization outperformed random initialization in providing a better starting point. However, a more detailed analysis of the final optimized parameters after 50 iterations revealed a notable distinction between regression and classification tasks. In regression tasks, as given in Table 6, the best parameters starting with random initialization consistently resulted in better test scores. In contrast,

Dataset	Model	Optimizer (LLM-TPE Sampler)	Initial Score (CV Avg)	Optimized Score (CV Avg)	Test Score	Runtime (s)
Gas Drift	LightGBM	GPT-4o LLM.Init	0.7951	0.8236	0.8478	887
		GPT-4o Random.Init	0.7864	0.8221	0.8443	1914
		Gemini-1.5-Flash LLM.Init	0.8160	0.8229	0.8465	1208
	XGBoost	GPT-4o LLM.Init	0.7394	0.8180	0.8388	1013
		GPT-4o Random.Init	0.8010	0.8167	0.8400	836
		Gemini-1.5-Flash LLM.Init	0.7786	0.8210	0.8354	1142
Cover Type	LightGBM	GPT-4o LLM.Init	0.7005	0.7110	0.7056	1427
		GPT-4o Random.Init	0.7043	0.7083	0.7029	1759
		Gemini-1.5-Flash LLM.Init	0.6963	0.7114	0.7085	2734
	XGBoost	GPT-4o LLM.Init	0.7065	0.7166	0.7099	999
		GPT-4o Random.Init	0.6869	0.7158	0.7040	780
		Gemini-1.5-Flash LLM.Init	0.7093	0.7159	0.7042	1661
Adult Census	LightGBM	GPT-4o LLM.Init	0.7798	0.7823	0.7841	290
		GPT-4o Random.Init	0.7792	0.7826	0.7821	225
		Gemini-1.5-Flash LLM.Init	0.7753	0.7825	0.7830	501
	XGBoost	GPT-4o LLM.Init	0.7817	0.7824	0.7834	150
		GPT-4o Random.Init	0.7728	0.7823	0.7837	180
		Gemini-1.5-Flash LLM.Init	0.7810	0.7822	0.7849	323

Table 5: This table represents the results of a novel hybrid **LLM-TPE Sampler** with LLMs GPT-4o and Gemini-1.5-Flash with LLM-based initialization, also GPT-4o with random initialization for classification tasks with LightGBM and XGBoost models. This strategy corresponds to the reference ”llm-tpe_sampler+{*optimizer*}+{*initializer*}+patience_15” defined in the Methodology 3.8.

Table 5 shows that, in nearly all classification tasks, starting with GPT-4o initialization led to superior results.

Regarding overall HPO performance, the GPT-4o LLM-TPE sampler in Tables 5 and 6 consistently outperformed the previous GPT-4o fully LLM sampler (Tables 3 and 4) approach in 9 of the 14 tasks, delivering competitive scores in the remaining tasks. Gemini-1.5-Flash, which previously exhibited poor performance and frequent early stoppings, showed significant improvement with the LLM-TPE sampler. The Gemini-based LLM-TPE method outperformed its fully LLM-powered counterpart in 12 tasks, rising from last place in many previous evaluations to a more competitive ranking. Compared to Optuna, Hyperopt, and the fully LLM sampler with GPT-4o and Gemini-1.5-Flash, the LLM-TPE sampler demonstrated superior performance, with GPT-4o consistently ranking in the top one or two positions, followed closely by Gemini-1.5-Flash.

Dataset	Model	Optimizer (LLM-TPE Sampler)	Initial Score (CV Avg)	Optimized Score (CV Avg)	Test Score	Runtime (s)
Bike Sharing	LightGBM	GPT-4o LLM_Init	31.9820	29.2870	62.1119	534
		GPT-4o Random_Init	35.0012	29.6673	66.5668	683
		Gemini-1.5-Flash LLM_Init	30.2445	29.7375	63.0409	697
	XGBoost	GPT-4o LLM_Init	30.2007	29.2030	61.6200	339
		GPT-4o Random_Init	39.1520	29.2148	60.6247	457
		Gemini-1.5-Flash LLM_Init	32.9483	29.1444	58.4914	599
Concrete Strength	LightGBM	GPT-4o LLM_Init	9.7862	9.5747	9.8915	138
		GPT-4o Random_Init	10.5783	9.6200	9.8774	156
		Gemini-1.5-Flash LLM_Init	10.7241	9.5704	9.8064	464
	XGBoost	GPT-4o LLM_Init	11.1031	9.7246	9.8932	155
		GPT-4o Random_Init	11.7240	9.5558	9.9134	133
		Gemini-1.5-Flash LLM_Init	10.8026	9.5195	9.9109	323
Energy	LightGBM	GPT-4o LLM_Init	45.3214	42.8380	116.0518	271
		GPT-4o Random_Init	55.3281	41.8082	110.3268	596
		Gemini-1.5-Flash LLM_Init	50.9519	42.2599	112.1581	633
	XGBoost	GPT-4o LLM_Init	56.0175	43.2021	180.3868	411
		GPT-4o Random_Init	73.1084	42.7945	162.0911	592
		Gemini-1.5-Flash LLM_Init	50.0013	43.1632	140.5762	637
M5	LightGBM	GPT-4o LLM_Init	6.2406	6.1426	5.8724	826
		GPT-4o Random_Init	6.5725	6.1136	5.6316	1163
		Gemini-1.5-Flash LLM_Init	6.2327	6.1457	5.6703	1685
	XGBoost	GPT-4o LLM_Init	6.4007	6.0147	5.7366	2005
		GPT-4o Random_Init	7.0974	5.9907	5.7014	2422
		Gemini-1.5-Flash LLM_Init	6.2250	6.0215	5.7688	3211

Table 6: This table represents the results of a novel hybrid **LLM-TPE Sampler** with LLMs GPT-4o and Gemini-1.5-Flash with LLM-based initialization, also GPT-4o with random initialization for regression tasks with LightGBM and XGBoost models. This strategy corresponds to the reference "llm-tpe_sampler+{*optimizer* }+{*initializer* }+patience_15" defined in the Methodology 3.8.

The success of the LLM-TPE sampler can be attributed to its ability to maintain a balanced exploration-exploitation trade-off. The fully LLM-based approach excelled at exploitation, as results from Subsections 4.1 and 4.2 demonstrated. At the same time, the TPE method’s capacity to explore uncertain regions of parameter space is well-established in prior research. By combining these two approaches, the LLM-TPE sampler offered a more holistic and effective optimization strategy, addressing the limitations of using either technique in isolation. This integration significantly reduced the occurrence of premature early stoppings observed in previous methods. As shown from the optimization history plots

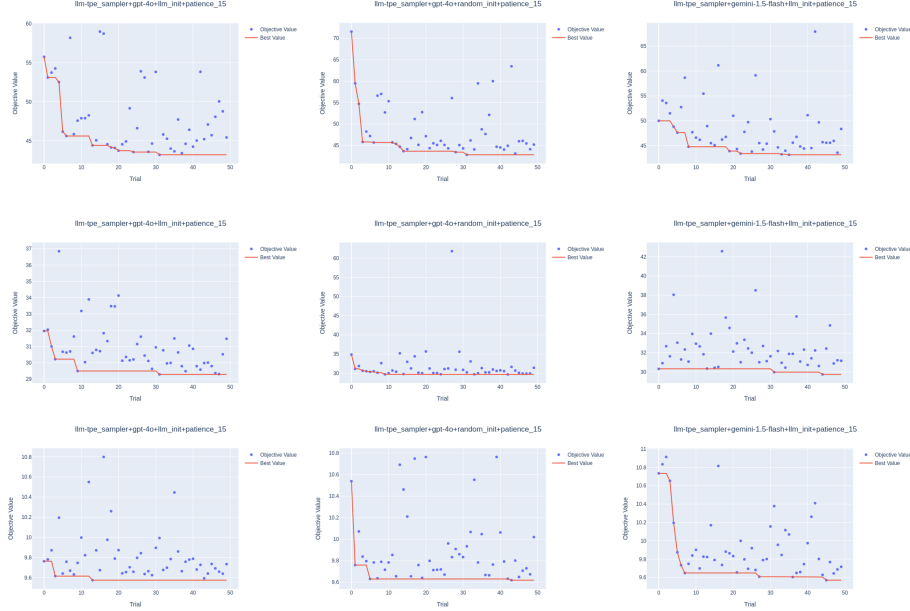


Figure 5: Optimization history plots for LLM-TPE Sampler with LLMs GPT-4o and Gemini-1.5-Flash with LLM-based initialization, also GPT-4o with random initialization. The top panel represents the energy dataset with the XGBoost model, the middle panel bike sharing dataset with LightGBM, and the bottom panel cement strength dataset with LightGBM.

in Figure 5, the LLM-TPE sampler enabled models to complete 50 iterations with fewer API calls, reducing computational costs. Furthermore, the analysis of optimization scores throughout the trials revealed that the LLM-TPE sampler no longer exhibited the limited exploration and narrow score ranges characteristic of fully LLM-based strategies. Instead, it achieved a more balanced exploration, with score variability comparable to Bayesian Optimization methods. This enhanced exploration facilitated the discovery of more optimal parameter configurations, contributing to the improved performance observed across multiple tasks.

To evaluate the effectiveness of the LLM-TPE sampler in budget-constrained scenarios, early stopping (ES) with a patience of 5 is tested, too. This experiment focused on the Gemini-1.5-Flash LLM-TPE sampler, comparing its performance with and without early stopping and against Optuna to determine how limiting the number of iterations influences hyperparameter optimization outcomes. While early stopping reduced computational costs across tasks, it also affected performance (Tables 7, 8). Gemini with ES outperformed Optuna with ES in 6 tasks, yet both showed decreased performance compared to their non-ES counterparts. Optuna benefitted from early stopping in specific tasks, while Gemini exhibited a consistent performance drop.

Figure 6 also reveals that both Optuna and the LLM-TPE sampler run around ten iterations with strict regularization. These findings suggest that LLM-TPE-based methods

Dataset	Model	Optimizer (LLM-TPE Sampler)	Initial Score (CV Avg)	Optimized Score (CV Avg)	Test Score	Runtime (s)
Gas Drift	LightGBM	Optuna	0.7875	0.8083	0.8304	371
		Ours (Gemini-1.5-Flash)	0.8148	0.8176	0.8421	237
	XGBoost	Optuna	0.8009	0.8009	0.8224	69
		Ours (Gemini-1.5-Flash)	0.7795	0.8185	0.8393	214
Cover Type	LightGBM	Optuna	0.7044	0.7097	0.7050	225
		Ours (Gemini-1.5-Flash)	0.7013	0.7057	0.6955	519
	XGBoost	Optuna	0.6852	0.7102	0.7063	109
		Ours (Gemini-1.5-Flash)	0.7071	0.7155	0.7034	328
Adult Census	LightGBM	Optuna	0.7792	0.7821	0.7832	53
		Ours (Gemini-1.5-Flash)	0.7760	0.7811	0.7818	112
	XGBoost	Optuna	0.7728	0.7817	0.7813	42
		Ours (Gemini-1.5-Flash)	0.7807	0.7815	0.7832	77

Table 7: This table compares LLM-TPE Sampler with Gemini-1.5-Flash with LLM initialization and Optuna in budget-constrained settings for classification tasks with LightGBM and XGBoost models. For each setup, an early stopping of 5 iterations is used for regularization. LLM strategy corresponds to the reference: "llm-tpe_sampler+gemini-1.5-flash+llm_init+patience_5" defined in the Methodology 3.8.

may require more iterations than Bayesian Optimization methods to fully exploit their alternating sampling strategies and achieve optimal results.

5 Conclusion

This research explored the potential of large language models (LLMs) for hyperparameter optimization by comparing various models: GPT-3.5-Turbo, GPT-4o, Claude-3.5-Sonnet, and Gemini-1.5-Flash, with traditional bayesian optimization methods such as optuna and hyperopt. The study comprehensively analyzed LLMs’ performance in parameter initialization and optimization, adaptive search spaces, and the management of exploration-exploitation trade-offs. Two key contributions emerged: a novel hybrid LLM-TPE sampler for improved exploration-exploitation balance and an adaptive search space mechanism driven by LLMs to automatically evolve the parameter space. Early stopping criteria were also integrated to reduce computational costs. Initial experiments with fully LLM-powered methods demonstrated that LLMs consistently outperformed random initialization, particularly in regression tasks, and offered competitive performance in hyperparameter optimization compared to traditional BO methods. However, challenges such as overexploitation and limited exploration arose, particularly with complex datasets. To address these issues, the introduction of LangChain solved technical challenges, including memory management and request handling. It enabled longer iterations and improved performance in parameter

Dataset	Model	Optimizer (LLM-TPE Sampler)	Initial Score (CV Avg)	Optimized Score (CV Avg)	Test Score	Runtime (s)
Bike Sharing	LightGBM	Optuna	34.7825	30.7747	60.6842	72
		Ours (Gemini-1.5-Flash)	30.4210	30.3163	62.8051	147
	XGBoost	Optuna	38.7861	30.5512	57.7546	69
		Ours (Gemini-1.5-Flash)	31.8870	29.6096	59.4832	143
Concrete Strength	LightGBM	Optuna	10.5583	9.8305	9.7416	17
		Ours (Gemini-1.5-Flash)	10.7214	9.8419	9.8011	118
	XGBoost	Optuna	10.6025	10.4088	10.1336	26
		Ours (Gemini-1.5-Flash)	10.8501	10.0265	9.9726	88
Energy	LightGBM	Optuna	55.3471	44.9908	113	73
		Ours (Gemini-1.5-Flash)	50.9820	43.1187	119	266
	XGBoost	Optuna	72.8360	42.7849	142.9360	184
		Ours (Gemini-1.5-Flash)	54.9780	44.7953	197.3804	277
M5	LightGBM	Optuna	6.5720	6.2121	5.7726	315
		Ours (Gemini-1.5-Flash)	6.2194	6.1518	5.6930	247
	XGBoost	Optuna	7.0952	6.0656	5.9303	344
		Ours (Gemini-1.5-Flash)	6.2371	6.0500	5.7274	372

Table 8: This table compares LLM-TPE Sampler with Gemini-1.5-Flash with LLM initialization and Optuna in budget-constrained settings for regression tasks with LightGBM and XGBoost models. For each setup, an early stopping of 5 iterations is used for regularization. LLM strategy corresponds to the reference: "llm-tpe_sampler+gemini-1.5-flash+llm_init+patience_5" defined in the Methodology 3.8.

initialization and hyperparameter tuning. While LangChain enhanced stability and reduced early stoppings, it did not entirely eliminate the problem of overexploitation. The LLM-TPE hybrid sampler combined the LLMs’ strength in initialization and exploitation with TPE’s exploration capabilities, resulting in a significantly better balance between exploration and exploitation. This method delivered superior HPO performance across multiple tasks compared to fully LLM-based and traditional BO methods. It also reduced premature early stopping and minimized computational costs through fewer LLM API calls. Testing the LLM-TPE sampler under budget-constrained scenarios with early stopping revealed that while it remained competitive, LLM-based methods generally required more iterations to reach optimal results when subjected to strict early stopping criteria. While this study provided a comprehensive analysis of various API-based LLMs in hyperparameter optimization, future work could extend this research by exploring the performance of open-source LLMs. This would offer broader accessibility and potentially reduce the reliance on paid APIs. Furthermore, this study focused on tabular datasets due to API-related cost constraints. Future investigations could apply the proposed methods to more complex tasks, such as image classification, segmentation, object detection, or machine translation, to evaluate their

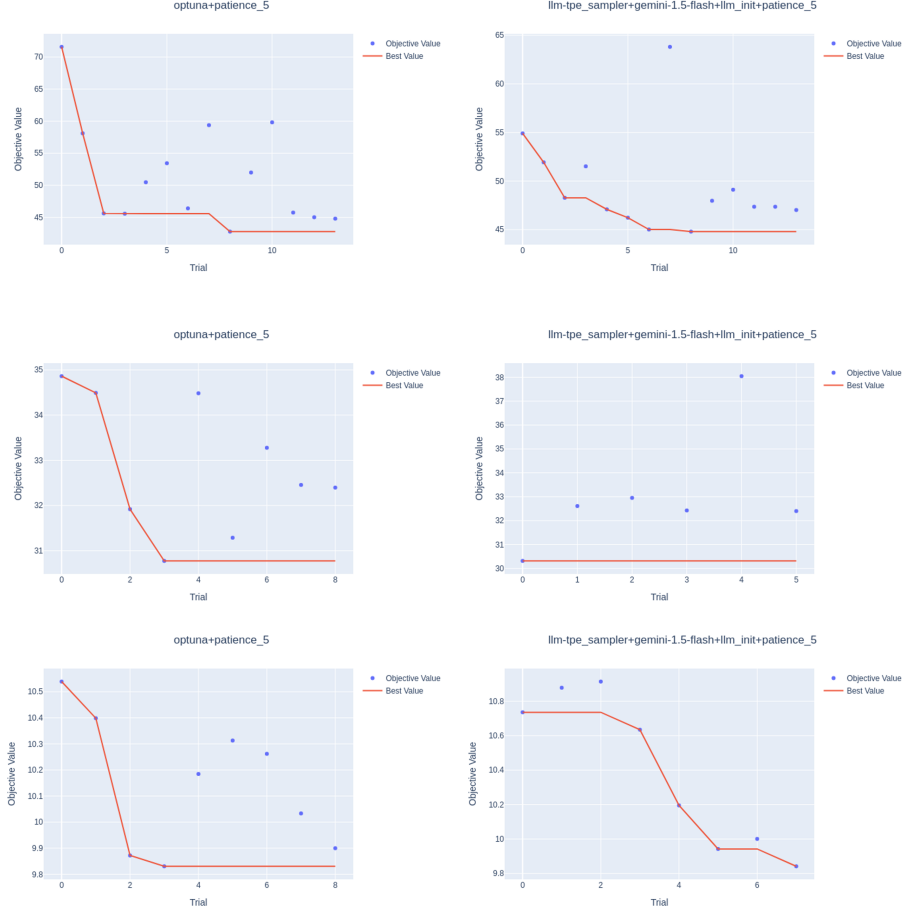


Figure 6: Optimization history plots for LLM-TPE Sampler with Gemini-1.5-Flash with LLM initialization and Optuna with patience 5. The top panel represents the energy dataset with the XGBoost model, the middle panel bike sharing dataset with LightGBM, and the bottom panel cement strength dataset with LightGBM.

effectiveness across a broader range of domains. Lastly, it is essential to note that despite the promising results, LLMs face a significant limitation: their lack of reproducibility, as there is no guarantee of retrieving identical optimization histories across runs. The complete codebase for this study is available at <https://github.com/KananMahammadli/SLLMBO>.

Appendix A. System Messages and Prompts

This appendix provides a comprehensive overview of the system messages and prompts used throughout the SLLMBO framework. These messages guide the LLM in performing hyperparameter optimization tasks, including initialization, optimization, and summariza-

tion. Each message or prompt is tailored to specific strategies and scenarios, such as Fully LLM-powered methods, LLM-TPE hybrid sampling, and reasoning-enabled optimization.

The following sections describe these messages and prompts in detail. Each subsection begins with a brief explanation of the context and purpose, followed by the exact text of the message or prompt formatted for clarity.

A.1 System Message for SLLMBO with Fully LLM-powered Methods and Intelligent Summary

The system message for SLLMBO with Fully LLM-powered Methods and Intelligent Summary directs the LLM to define task objectives, search space parameters, and interaction instructions while enabling intelligent summarization of optimization history.

System Message:

You are an AI assistant specialized in hyperparameter tuning for machine learning models. Your goal is to optimize hyperparameters for a {model_name} model for the following problem:{problem_description} The {direction} average and minimize standard deviation of the {metric} metric used to evaluate the performance of the model.

When asked for initialization, provide:

1. A list of hyperparameters to tune and their value ranges, if parameter is numeric, provide range as [min, max], if parameter is categorical, provide list of options.
2. Starting values for these parameters.

Format your response as a JSON object with keys param_ranges' and 'initial_params'.

During the optimization process, you will be asked to:

1. Decide whether to update parameter ranges or continue with the last range.
2. Suggest new parameter values based on previous parameter ranges, suggested parameter values and results, and last used parameter range.

Balance exploration and exploitation as the optimization progresses. Keep in mind that goal is to find the best possible hyperparameter values for {model_name} model to {direction} the {metric} metric.

A.2 System Message for SLLMBO with Fully LLM-powered Methods, Intelligent Summary, and Reasoning

This system message extends the intelligent summary approach by requiring the LLM to provide reasoning for its parameter suggestions and search space adjustments.

System Message:

You are an AI assistant specialized in hyperparameter tuning for machine learning models.
Your goal is to optimize hyperparameters for a {model_name} model for the following problem {problem_description}
The {direction} average and minimize standard deviation of the {metric} metric used to evaluate the performance of the model.

When asked for initialization, provide:

1. A list of hyperparameters to tune and their value ranges, if parameter is numeric, provide range as [min, max], if parameter is categorical, provide list of options.
2. Starting values for these parameters.
3. Explain reason behind your choices.

Format your response as a JSON object with keys 'param_ranges' and 'initial_params' and 'reason'.

A.3 System Message for SLLMBO with Fully LLM-Powered Methods and LangChain

The system message for SLLMBO with LangChain replaces manual summarization with automated memory handling. This message outlines the LLM's responsibilities in the LangChain-powered environment.

System Message:

You are an AI assistant specialized in hyperparameter tuning for machine learning models.
Your goal is to optimize hyperparameters for a {model_name} model for the following problem: {problem_description}
The {direction} average and minimize standard deviation of the {metric} metric used to evaluate the performance of the model.

When asked for initialization, provide:

1. A list of hyperparameters to tune and their

value ranges, if parameter is numeric, provide range as [min, max], if parameter is categorical, provide list of options.

2. Starting values for these parameters.

Format your response as a JSON object with keys 'param_ranges' and 'initial_params'.

A.4 System Message for SLLMBO with LLM-TPE Sampler

This system message guides LLM on performing hyperparameter optimization with TPE sampler.

System Message:

You are an AI assistant specialized in hyperparameter tuning for machine learning models.
goal is to optimize hyperparameters for a {model_name} model to {direction} the {metric} metric.
Problem description: {problem_description}

Some trials will be suggested by Optuna's TPESampler, and their parameter suggestions and values will be shared with you.

Always suggest parameter values within the defined ranges.
Provide your suggestions in JSON format.
Consider all previous trial results when making new suggestions.

A.5 Initialization Prompt (same for all methods, except for LLM-TPE Sampler):

Initialization prompt is used at first iteration to define hyperparameter space and suggest initial values

Initializaton Prompt:

Provide the initial hyperparameters to tune, their ranges, and starting values.

A.6 Initialization Prompt for SLLMBO with LLM-TPE Sampler (Relative Sampler)

The initialization prompt for the LLM-TPE Sampler guides the LLM in defining the initial parameter search space for a relative sampling strategy.

Initialization Prompt:

This is the first trial for hyperparameter tuning, no previous trials to consider.
 Suggest based on search space: {search_space_dict}.
 Suggest integer for num_leaves, max_depth, n_estimators, min_child_samples, float otherwise.
 Provide only JSON format of suggested parameters with param_name: value based on parameter names from parameter ranges.

A.7 Initialization Prompt for SLLMBO with LLM-TPE Sampler (Independent Sampler)

The initialization prompt for the LLM-TPE Sampler guides the LLM in defining the initial parameter search space for a independent sampling strategy.

Initialization Prompt:

This is the first trial for hyperparameter tuning, no previous trials to consider.
 Suggest a value for the parameter '{param_name}' within its range: {param_range}.
 Provide JSON format with key and value pair: {param_name}: suggested_value
 Make sure {param_name} key exists in the JSON.

A.8 Optimization Prompt for SLLMBO with Fully LLM-powered Methods and Intelligent Summary

The optimization prompt instructs the LLM to refine its suggestions and summarize optimization history intelligently.

Optimization Prompt:

Goal: Find the best possible hyperparameter values for {model_name} model to {direction} the {metric} metric.
 Current best score: {best_score}
 Current best parameters: {best_params}
 Last used parameter ranges: {current_ranges}

1. Decide whether to update the parameter ranges or continue with the current ranges.
2. Suggest the next set of parameters to try.

Provide your response as a JSON object with keys:

- 'update_param_ranges': boolean
- 'new_param_ranges': dictionary of new ranges

```

    (if update_param_ranges is true)
- 'next_params': dictionary of next parameter
  values to try

```

When there is no improvement to best {metric} for some iterations, consider exploration too, and balance between exploration and exploitation.

A.9 Optimization Prompt for SLLMBO with Fully LLM-powered Methods, Intelligent Summary and Reasoning

This prompt extends the optimization prompt to include detailed reasoning for parameter updates.

Optimization Prompt:

Goal: Find the best possible hyperparameter values for {model_name} model to {direction} the {metric} metric.

Current best score: {best_score}

Current best parameters: {best_params}

Last used parameter ranges: {current_ranges}

1. Decide whether to update the parameter ranges or continue with the current ranges.
2. Suggest the next set of parameters to try.
While deciding parameter range and new parameters to try, think step by step, consider history of your choices, their results and also last parameter ranges, parameter values and scores. Consider which parameters led to the best results and which to worse results. Consider what did you learn from your mistakes and what did you learn from your successes.
3. Explain your choices. Whether you decided to explore or exploit, and why. Whether you decided to update parameter ranges or not, and why. If you decided to update parameter ranges, why you chose the new ranges. Why did you choose the next parameters you suggested?

Provide your response as a JSON object with keys:

```

- 'update_param_ranges': boolean
- 'new_param_ranges': dictionary of new ranges
  (if update_param_ranges is true)
- 'next_params': dictionary of next parameter
  values to try

```

- 'reason': string explaining your choices

Balance between exploration and exploitation.

A.10 Optimization Prompt for SLLMBO with Fully LLM-Powered Methods and LangChain

This prompt adapts the optimization instructions to align with LangChain's memory-based approach.

Optimization Prompt:

Goal: Find the best possible hyperparameter values for {model_name} model to {direction} the {metric} metric.

Current best score: {best_score}

Current best parameters: {best_params}

Last used parameter ranges: {current_ranges}

1. Decide whether to update the parameter ranges or continue with the current ranges.
2. Suggest the next set of parameters to try.

Provide your response as a JSON object with keys:

- 'update_param_ranges': boolean
- 'new_param_ranges': dictionary of new ranges (if update_param_ranges is true)
- 'next_params': dictionary of next parameter values to try

Balance between exploration and exploitation.

A.11 Optimization Prompt for SLLMBO with LLM-TPE Sampler (Relative Sampler)

The optimization prompt for the LLM-TPE sampler with relative sampling specifies the use of prior results to guide parameter updates.

Optimization Prompt:

Current best score: {best_score}

Current best parameters: {best_params}

Parameter ranges: {current_ranges}

Suggest based on search space: {search_space_dict}, considering all previous trials.

Suggest integer for num_leaves, max_depth, n_estimators, min_child_samples, float otherwise.

Provide only JSON format of suggested parameters with param_name: value based on parameter names from parameter ranges.

A.12 Optimization Prompt for SLLMBO with LLM-TPE Sampler (Independent Sampler)

The optimization prompt for the LLM-TPE sampler with independent sampling focuses on unbiased parameter updates.

Optimization Prompt:

```
Current best score: {best_score}
Current best parameters: {best_params}
Suggest a value for the parameter '{param_name}' within its
range: {param_range}.
Provide JSON format with key and value pair: {param_name}:
suggested_value
Make sure {param_name} key exists in the JSON format.
```

A.13 Summarization Prompt for SLLMBO with Fully LLM-powered Methods and Intelligent Summary

This prompt ensures that the LLM can summarize prior iterations to remain within token limits without losing critical information.

Summarization Prompt:

Summarize the conversation history, focusing on the most important information for hyperparameter tuning:

1. Keep track of the best parameters and scores found so far.
2. Summarize key trends and decisions made during the optimization.
3. Maintain a balance between exploration and exploitation.
4. Ensure the summary is concise while retaining crucial information.

Current conversation history: {conversation_history}

Provide your summary as a list of messages, each with 'role' and 'content' keys.

Appendix B. Datasets

This Appendix provides detailed information about each dataset, including preprocessing, feature engineering, train-test split strategy, and features used for experimentations.

B.1 Gas Drift Dataset

Gas Sensor Array Drift Dataset Data Set (Dataset Link). 20% of the data is kept as a test set with randomly shuffled splitting, and the remaining 80% is used during HPO for parameter evaluation. To measure performance during HPO, 'f1_weighted' is used as a metric, StratifiedKFold with five splits, randomness, and shuffling as a cross-validation splitter. Following features have been used: 'V1', 'V2', 'V3', 'V4', 'V5'.

Dataset summary is provided to the LLMs.

```
We are working with a tabular classification dataset for gas
drift and there are 6 classes. There are only numerical
features.
```

B.2 Cover Type Dataset

Dataset for predicting forest cover type (Dataset Link). Only 20000 randomly chosen samples were used in this study. Test data split and cross-validation details are identical to the gas drift dataset. The following features have been used: 'Elevation,' 'Aspect,' 'Slope,' 'Horizontal_Distance_To_Hydrology,' 'And Vertical_Distance_To_Hydrology.'

Dataset summary is provided to the LLMs.

```
We are working with a tabular classification dataset for
forest cover type prediction based on numeric features.
```

B.3 Adult Census Dataset

The prediction task is determining whether a person makes over 50K yearly (Dataset Link). Test data split and cross-validation details are identical to the gas drift dataset. The following features have been used: 'age,' 'education-num,' and 'hours-per-week.'

Dataset summary is provided to the LLMs.

```
We are working with a tabular classification dataset, goal is
to predict binary income group of person based on age,
education and working hours.
```

B.4 Bike Sharing Dataset

Predicting the demand for the total number of bikes for the next hour (Dataset Link). The dataset is ordered by datetime ascendingly, and the last 238 hours are kept as test data. For cross-validation-based evaluation, mean absolute error and TimeSeriesSplit with five splits and a validation size of 100 samples are used. The following features are used: 'season,' 'yr,' 'month,' 'hr,' 'holiday,' 'weekday,' 'working day,' 'weathers,' 'temp,' 'temp,' 'hum,' 'wind speed.'

Dataset summary is provided to the LLMs.

We are working with a tabular regression dataset for hourly demand based on numeric datetime and weather features.

B.5 Concrete Strength Dataset

Predicting the strength of the concrete (Dataset Link). 20% of the dataset is sampled randomly as a test set. Mean absolute error and 5-split KFold cross-validation with shuffling are used to evaluate the performance. The following features are used: 'cement,' 'blast_furnace_slag,' 'fly_ash,' 'water,' 'superplasticizer,' and 'coarse_aggregate.'

Dataset summary is provided to the LLMs.

We are working with a tabular regression dataset for concrete strength based on numeric features.

B.6 Energy Dataset

Predicting energy use of appliances in a low-energy house (Dataset Link). The dataset is ordered by datetime in ascending order, and the last 20% of the data is kept as a test set. Cross-validation details are the same as those for the bike-sharing dataset. The following features are used: 'lights,' 'T1,' 'RH_1,' 'T2,' 'RH_2,' 'T3,' 'RH_3,' 'T4,' 'RH_4,' 'T5,' 'RH_5,' 'T6,' 'RH_6,' 'T7,' 'RH_7,' 'T,' 'RH_8,' 'T9,' 'RH_9,' 'T_out,' 'Press_mm_hg,' 'RH_out,' 'Windspeed,' 'Visibility,' 'Tdewpoint,' 'rv1,' 'rv2'.

Dataset summary is provided to the LLMs.

We are working with a tabular regression dataset for energy consumption based on numeric features.

B.7 M5 Dataset

Predicting daily sales for multiple items (Dataset Link). Considering the complexity of the dataset, necessary pre-processing and feature engineering have been used. Out of 1913 days, the dataset is considered after the 1000th day, then clustered into three groups based on the target column with KMeans Clustering, creating high, medium, and low sales item groups and 30 items selected randomly from each group. For feature engineering, day of the week, week of the year, month of the year, quarter of year, and day of year features are extracted from the daytime, and for historic sales features, last 28 to 42 days' sales for each item, as well as the mean and standard deviation of the last 7, 14, 30, 60, 180 days' sales shifted by 28 are added to the dataset. The reason for not using the recent 28 days is that the original M5 forecasting accuracy challenge is designed to predict each item's sales for the next 28 days. Hence, the features are added accordingly without data leakage.

Dataset summary is provided to the LLMs.

We are working with a tabular regression dataset for daily demand forecasting for multiple items at different stores. We have categorical columns such as item, department, store ids, date related features, lag and rolling features of sales. In total we have 90 unique time series data, which we train together with global model.

References

- T. Akiba, S. Sano, T. Yanase, T. Ohta, and M. Koyama. Optuna: A next-generation hyperparameter optimization framework. In *Proceedings of the 25th ACM SIGKDD International Conference on Knowledge Discovery & Data Mining*, pages 2623–2631, July 2019.
- F. Arden and C. Safitri. Hyperparameter tuning algorithm comparison with machine learning algorithms. In *2022 6th International Conference on Information Technology, Information Systems and Electrical Engineering (ICITISEE)*, pages 183–188. IEEE, December 2022.
- T. Bai, Y. Li, Y. Shen, X. Zhang, W. Zhang, and B. Cui. Transfer learning for bayesian optimization: A survey. *arXiv preprint arXiv:2302.05927*, 2023.
- B. Becker and R. Kohavi. Adult [dataset], 1996.
- J. Bergstra and Y. Bengio. Random search for hyper-parameter optimization. *Journal of Machine Learning Research*, 13(2), 2012.
- J. Bergstra, R. Bardenet, Y. Bengio, and B. Kégl. Algorithms for hyper-parameter optimization. In *Advances in Neural Information Processing Systems*, volume 24, 2011.
- J. Bergstra, B. Komer, C. Eliasmith, D. Yamins, and D. D. Cox. Hyperopt: A python library for model selection and hyperparameter optimization. *Computational Science & Discovery*, 8(1):014008, 2015.
- J. Blackard. Coverttype [dataset], 1998.
- T. B. Brown. Language models are few-shot learners. *arXiv preprint arXiv:2005.14165*, 2020.
- L. Candanedo. Appliances energy prediction [dataset], 2017.
- X. Du, M. Liu, K. Wang, H. Wang, J. Liu, Y. Chen, and Y. Lou. Evaluating large language models in class-level code generation. In *Proceedings of the IEEE/ACM 46th International Conference on Software Engineering*, pages 1–13, April 2024.
- H. Fanaee-T. Bike sharing [dataset], 2013.
- M. Feurer, J. T. Springenberg, and F. Hutter. Using meta-learning to initialize bayesian optimization of hyperparameters. In *MetaSel@ECAI*, pages 3–10, 2014.
- M. Hassanali, M. Soltanaghaei, T. Javdani Gandomani, and F. Zamani Boroujeni. Software development effort estimation using boosting algorithms and automatic tuning of hyperparameters with optuna. *Journal of Software: Evolution and Process*, page e2, 2024.
- Addison Howard, Spyros Makridakis, and Vangelis. M5 forecasting - accuracy, 2020.
- F. Hutter, L. Kotthoff, and J. Vanschoren. *Automated machine learning: methods, systems, challenges*. Springer Nature, 2019.

- Frank Hutter, Holger H. Hoos, and Kevin Leyton-Brown. Sequential model-based optimization for general algorithm configuration. In *Learning and Intelligent Optimization: 5th International Conference, LION 5, Rome, Italy, January 17-21, 2011. Selected Papers*, volume 5, pages 507–523. Springer Berlin Heidelberg, 2011.
- T. T. Joy, S. Rana, S. Gupta, and S. Venkatesh. Fast hyperparameter tuning using bayesian optimization with directional derivatives. *Knowledge-Based Systems*, 205:106247, 2020.
- E. Kasneci, K. Seßler, S. Küchemann, M. Bannert, D. Dementieva, F. Fischer, and G. Kasneci. Chatgpt for good? on opportunities and challenges of large language models for education. *Learning and Individual Differences*, 103:102274, 2023.
- Markelle Kelly, Rachel Longjohn, and Kolby Nottingham. The uci machine learning repository. URL <https://archive.ics.uci.edu>.
- J. Kim, S. Kim, and S. Choi. Learning to warm-start bayesian hyperparameter optimization. *arXiv preprint arXiv:1710.06219*, 2017.
- T. Kojima, S. S. Gu, M. Reid, Y. Matsuo, and Y. Iwasawa. Large language models are zero-shot reasoners. In *Advances in Neural Information Processing Systems*, volume 35, pages 22199–22213, 2022.
- J. P. Lai, Y. L. Lin, H. C. Lin, C. Y. Shih, Y. P. Wang, and P. F. Pai. Tree-based machine learning models with optuna in predicting impedance values for circuit analysis. *Micromachines*, 14(2):265, 2023.
- Y. Li, Y. Shen, H. Jiang, T. Bai, W. Zhang, C. Zhang, and B. Cui. Transfer learning based search space design for hyperparameter tuning. In *Proceedings of the 28th ACM SIGKDD Conference on Knowledge Discovery and Data Mining*, pages 967–977, 2022.
- F. Liu, X. Lin, Z. Wang, S. Yao, X. Tong, M. Yuan, and Q. Zhang. Large language model for multi-objective evolutionary optimization. *arXiv preprint arXiv:2310.12541*, 2023.
- S. Liu, C. Chen, X. Qu, K. Tang, and Y. S. Ong. Large language models as evolutionary optimizers. In *2024 IEEE Congress on Evolutionary Computation (CEC)*, pages 1–8. IEEE, June 2024a.
- S. Liu, C. Gao, and Y. Li. Large language model agent for hyper-parameter optimization. *arXiv preprint arXiv:2402.01881*, 2024b.
- T. Liu, N. Astorga, N. Seedat, and M. van der Schaar. Large language models to enhance bayesian optimization. *arXiv preprint arXiv:2402.03921*, 2024c.
- Q. Lv. Hyperparameter tuning of gdbt models for prediction of heart disease. In *International Conference on Electronic Information Engineering and Computer Science (EIECS 2022)*, volume 12602, pages 686–691. SPIE, April 2023.
- J. G. Meyer, R. J. Urbanowicz, P. C. Martin, K. O’Connor, R. Li, P. C. Peng, and J. H. Moore. Chatgpt and large language models in academia: opportunities and challenges. *BioData Mining*, 16(1):20, 2023.

- T. Nguyen and A. Grover. Lico: Large language models for in-context molecular optimization. *arXiv preprint arXiv:2406.18851*, 2024.
- V. Nguyen, S. Gupta, S. Rana, C. Li, and S. Venkatesh. Filtering bayesian optimization approach in weakly specified search space. *Knowledge and Information Systems*, 60: 385–413, 2019.
- D. Y. Omkari and S. B. Shinde. Cardiovascular disease prediction using machine learning techniques with hyperopt. In *International Conference on Communication and Intelligent Systems*, pages 585–597. Springer Nature Singapore, December 2022.
- V. Perrone, H. Shen, M. W. Seeger, C. Archambeau, and R. Jenatton. Learning search spaces for bayesian optimization: Another view of hyperparameter transfer learning. In *Advances in Neural Information Processing Systems*, volume 32, 2019.
- M. Poloczek, J. Wang, and P. I. Frazier. Warm starting bayesian optimization. In *2016 Winter Simulation Conference (WSC)*, pages 770–781. IEEE, 2016.
- S. Putatunda and K. Rama. A modified bayesian optimization based hyper-parameter tuning approach for extreme gradient boosting. In *2019 Fifteenth International Conference on Information Processing (ICINPRO)*, pages 1–6. IEEE, December 2019.
- B. Shahriari, A. Bouchard-Côté, and N. Freitas. Unbounded bayesian optimization via regularization. In *Artificial Intelligence and Statistics*, pages 1168–1176. PMLR, 2016.
- Jasper Snoek, Hugo Larochelle, and Ryan P. Adams. Practical bayesian optimization of machine learning algorithms. In *Advances in Neural Information Processing Systems*, volume 25, 2012.
- J. M. Tan, H. Liao, W. Liu, C. Fan, J. Huang, Z. Liu, and J. Yan. Hyperparameter optimization: Classics, acceleration, online, multi-objective, and tools. *Mathematical Biosciences and Engineering*, 21(6):6289–6335, 2024.
- A. J. Thirunavukarasu, D. S. J. Ting, K. Elangovan, L. Gutierrez, T. F. Tan, and D. S. W. Ting. Large language models in medicine. *Nature Medicine*, 29(8):1930–1940, 2023.
- J. Vanschoren, J. N. Van Rijn, B. Bischl, and L. Torgo. Openml: networked science in machine learning. *ACM SIGKDD Explorations Newsletter*, 15(2):49–60, 2014.
- A. Vergara. Gas sensor array drift dataset [dataset], 2012.
- L. Wang, N. Yang, and F. Wei. Learning to retrieve in-context examples for large language models. *arXiv preprint arXiv:2307.07164*, 2023.
- X. Wang, W. Zhu, M. Saxon, M. Steyvers, and W. Y. Wang. Large language models are latent variable models: Explaining and finding good demonstrations for in-context learning. In *Advances in Neural Information Processing Systems*, volume 36, 2024.
- Y. Wang and T. Wang. Application of improved lightgbm model in blood glucose prediction. *Applied Sciences*, 10(9):3227, 2020.

- J. Wu, X. Y. Chen, H. Zhang, L. D. Xiong, H. Lei, and S. H. Deng. Hyperparameter optimization for machine learning models based on bayesian optimization. *Journal of Electronic Science and Technology*, 17(1):26–40, 2019.
- M. R. Zhang, N. Desai, J. Bae, J. Lorraine, and J. Ba. Using large language models for hyperparameter optimization. In *NeurIPS 2023 Foundation Models for Decision Making Workshop*, 2023.
- Y. Zhu, H. Yuan, S. Wang, J. Liu, W. Liu, C. Deng, and J. R. Wen. Large language models for information retrieval: A survey. *arXiv preprint arXiv:2308.07107*, 2023.