

# Sequential Large Language Model-Based Hyperparameter Optimization

Kanan Mahammadli  
Mathematics Department  
Middle East Technical University  
Ankara, Turkey  
kanan.mahammadli@metu.edu.tr

**Abstract**— This study introduces **SLLMBO**, an innovative framework that leverages Large Language Models (LLMs) for hyperparameter optimization (HPO), incorporating dynamic search space adaptability, enhanced parameter landscape exploitation, and a hybrid, novel LLM-Tree-structured Parzen Estimator (**LLM-TPE**) sampler. By addressing limitations in recent fully LLM-based methods and traditional Bayesian Optimization (BO), SLLMBO achieves more robust optimization. This comprehensive benchmarking evaluates multiple LLMs—including GPT-3.5-turbo, GPT-4o, Claude-Sonnet-3.5, and Gemini-1.5-flash—extending prior work beyond GPT-3.5 and GPT-4 and establishing SLLMBO as the first framework to benchmark a diverse set of LLMs for HPO. By integrating LLMs' established strengths in parameter initialization with the exploitation abilities demonstrated in this study, alongside TPE's exploration capabilities, the LLM-TPE sampler achieves a balanced exploration-exploitation trade-off, reduces API costs, and mitigates premature early stoppings for more effective parameter searches. Across 14 tabular tasks in classification and regression, the LLM-TPE sampler outperformed fully LLM-based methods and achieved superior results over BO methods in 9 tasks. Testing early stopping in budget-constrained scenarios further demonstrated competitive performance, indicating that LLM-based methods generally benefit from extended iterations for optimal results. This work lays the foundation for future research exploring open-source LLMs, reproducibility of LLM results in HPO, and benchmarking SLLMBO on complex datasets, such as image classification, segmentation, and machine translation.

**Keywords**—*Large Language Models, Hyperparameter Optimization, Bayesian Optimization*

## I. INTRODUCTION

### A. Hyperparameter Optimization Importance

Machine learning models generally have two sets of parameters: model and hyperparameters [1]. Model parameters are learned during the training, and no human interaction is required. However, hyperparameters need to be defined before training. Therefore, hyperparameter optimization is crucial in machine learning in finding optimal solutions based on some evaluation function [1, 2].

### B. Manual and Bayesian Optimization

The early stages of HPO required human experts with domain knowledge for the manual tuning process [3, 4], which is improved by sequential model-based global optimization (SMBO) methods [3]. It has been shown that Bayesian Optimization (BO) is superior to other global optimization

methods and is a state-of-the-art method for hyperparameter tuning [1, 2, 5]. However, it doesn't fully automate the HPO process [2] and has several limitations.

### C. Bayesian Optimization Disadvantages:

- Human experts should define the parameters that need to be optimized and the possible set of values to choose from [1, 3]
- Manually defined search space stays fixed throughout the optimization [1, 3]
- Optimization can be too time-consuming through sequential process [1]
- For every new task, Bayesian Optimization starts from scratch with random parameter initialization [6, 7, 8]

To overcome the limitations of Bayesian optimization, various ideas have been proposed, such as transfer-learned-based search spaces to reduce human effort [9, 10]; designing algorithmic adaptive search spaces [11, 12] to solve fixed search space problems; multi-fidelity optimization [5, 13] or early-stopping [1] to speed up sequential learning; warm-starting to initialize parameters based on successful parameter values learned on similar datasets [6, 7, 8, 14]. However, each method suits a specific problem and does not lead to a unified framework.

### D. Large Language Models to Optimize Hyperparameters

Recent research has begun to explore using Large Language Models (LLMs) to replace traditional random initialization or warm-starting and Bayesian Optimization methods in automated hyperparameter tuning [15, 16, 17]. Preliminary studies indicate that LLMs can define the parameter search space through zero-shot learning without human expertise. Moreover, they may provide more effective initializations compared to random approaches. With few-shot learning, LLMs can perform optimization processes conditioned on the chat history of previous iterations, leveraging their internet-scale pretraining.

### E. Limitations of Current LLM-based Approaches and Lack of Research

These studies have been conducted with only OpenAI's models, can only run for 10 or 30 iterations based on the LLM prompting

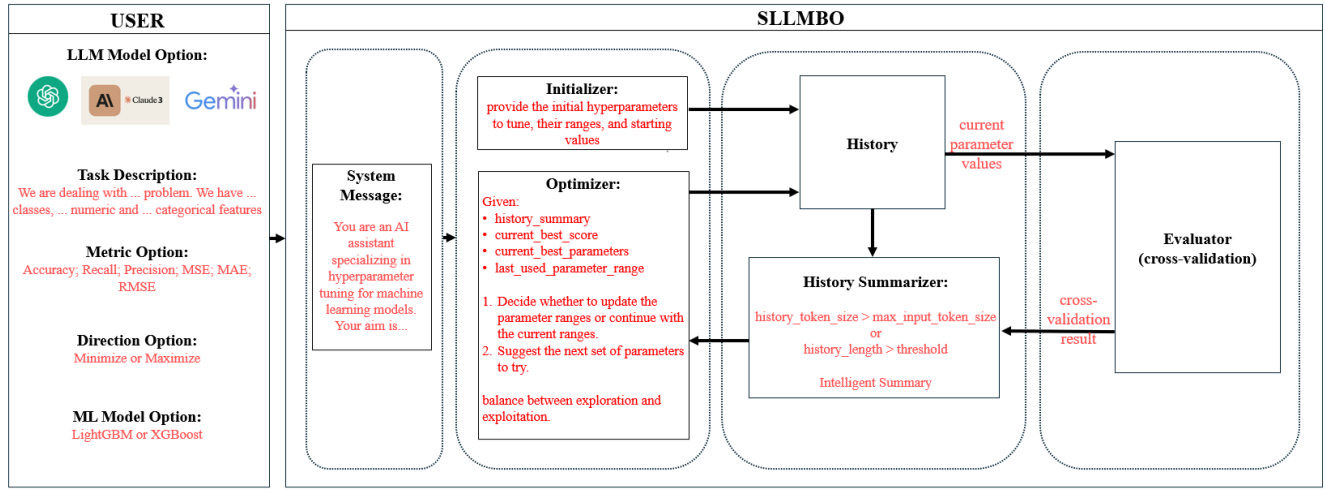


Fig. 1 SLLMBO Workflow

strategy due to the maximum input token limit and does not use adaptive search space methods. Hence, there are several important research questions regarding the usefulness of LLMs in reaching fully-automated HPO have yet to be answered:

- How do different LLMs (GPT-3.5-turbo, GPT-4o, Claude-Sonnet-3.5, Gemini-1.5-pro/flash) perform in hyperparameter tuning compared to each other and Bayesian Optimization?
- Can summarization techniques extend the iteration limits imposed by input token constraints without compromising optimization quality?
- Can LLMs learn to update search space dynamically based on prior knowledge?
- Are large language models capable of autonomously managing the exploration-exploitation trade-off in optimization tasks without manually tuning control parameters?
- What strategies can be employed to automatically mitigate the risk of overexploitation in hyperparameter optimization processes that utilize large language models?

#### F. Sequential Large Language Model-Based Optimization (SLLMBO).

To address the identified research gaps, we propose **SLLMBO**, a novel method that leverages the strengths of LLMs and combines them with Tree-structured Parzen Estimator (TPE) sampling. SLLMBO features an adaptive search space that evolves based on prior iterations and employs a hybrid **LLM-TPE Sampler**. It warm-starts with LLM and alternates between LLM-based sampling and TPE-based exploration to balance exploration and exploitation. Additionally, early stopping is integrated to terminate the optimization when no improvements are observed, thus reducing unnecessary computational costs.

#### G. Contributions

The contributions of this study are summarized as follows:

- **Comprehensive analysis of LLMs:** Benchmarking different LLMs against each other and Bayesian Optimization to evaluate their performance in hyperparameter optimization.
- **Adaptive search space:** A search space that evolves dynamically and automatically during optimization to focus on more promising regions.
- **Hybrid LLM-TPE sampler:** A novel combination of LLM-based initialization and LLM-TPE sampling to enhance exploration-exploitation balance.
- **Early stopping:** Integrated early stopping criteria to reduce computational costs and avoid overfitting during optimization.

## II. LITERATURE REVIEW

Hyperparameter optimization (HPO) is critical to machine learning, as hyperparameters control the training process and significantly affect model performance. Unlike model parameters learned from the data, hyperparameters are predefined and must be set before training begins. Manual tuning is inefficient, error-prone, and often leads to non-reproducible results. This has led to automated HPO techniques, which aim to find optimal hyperparameters with minimal human intervention [1, 3, 4]. The increasing complexity of machine learning models has further motivated research into more sophisticated HPO methods [1, 3].

### A. Classical HPO Methods.

The earliest methods for HPO, **grid search**, and **random search**, are widely used but have notable limitations. **Grid search** systematically explores all hyperparameter combinations in a predefined range. However, it becomes impractical due to the curse of dimensionality, where the number of evaluations grows exponentially with the number of hyperparameters [1, 2, 4, 5, 18]. **Random search** [4] improves efficiency by sampling hyperparameters randomly from the search space. It has been shown to outperform grid search in high-dimensional spaces [3, 4, 5]. However, random search is unreliable for complex models, as it lacks structure and fails to leverage prior knowledge gained from previous evaluations [2, 4, 5, 18].

## B. Bayesian Optimization

**Bayesian Optimization (BO)** is a more advanced method that addresses the limitations of classical approaches by treating HPO as a black-box optimization problem [19]. BO aims to minimize an unknown objective function  $f(x)$ , where  $f(x)$  represents the hyperparameter configuration. It builds a surrogate model of the objective function with probabilistic modeling based on previously evaluated hyperparameter configurations and uses an acquisition function to decide which configuration to evaluate next [19]. The Bayesian theorem forms the core of BO, and the model is updated using new data as follows:

$$P(\theta|D) \propto P(D|\theta)P(\theta)$$

This equation expresses that the posterior distribution  $P(\theta|D)$  (updated belief about the hyperparameters given the data) is proportional to the product of the likelihood  $P(D|\theta)$  (the probability of observing the data given the hyperparameters) and the prior  $P(\theta)$  (initial belief about the hyperparameters). BO selects the next hyperparameter configuration by balancing exploration (sampling in less-known regions of the search space) and exploitation (sampling in regions known to perform well) using an acquisition function like Expected Improvement (EI), which chooses the next point based on the expected gain [5, 19]. BO's most common surrogate model is the Gaussian Process (GP), which models the objective function as a distribution over functions. A GP provides a mean and variance for each point in the search space, offering uncertainty estimates exploited by the acquisition function to guide the search [5].

Despite its popularity, GPs have several limitations. Their computational complexity of fitting variances is  $O(n^3)$ , making them inefficient for large datasets. GPs also struggle with discrete and conditional hyperparameters, which limits their applicability in real-world problems [1, 5]. To overcome the limitations of GPs, alternative surrogate models like the **Tree-Structured Parzen Estimator (TPE)** [3] and **Sequential Model-based Algorithm Configuration (SMAC)** [20] have been developed. TPE models the objective function by dividing the search space into two distributions with a predefined threshold  $y^*$ : a subspace containing observations whose objective value is smaller than the threshold and a second subspace with a higher than or equal to the threshold [3]:

$$P(x|y) = \begin{cases} l(x) & \text{if } y < y^* \\ g(x) & \text{if } y \geq y^* \end{cases}$$

Optimizing the expected improvement of the acquisition function for the TPE is the same as optimizing the following ratio:  $g(x)/l(x)$ . SMAC extends BO to more complex hyperparameter spaces using Random Forests instead of GPs as the surrogate model [20]. SMAC performs well in discrete and mixed search spaces and scales better than GPs. It also supports conditional hyperparameters, where specific hyperparameters only take effect if others are set to particular values [5]. Both

TPE and SMAC methods have a computational complexity of  $O(n \log n)$ .

Despite using alternative surrogate models to reduce the computational cost of Gaussian Processes, several challenges remain in Bayesian Optimization. First, BO typically requires domain experts to design the search space, which must be carefully crafted to find the best parameters effectively [1, 3]. This reliance on predefined search spaces becomes problematic, as the search space remains static throughout the optimization, assuming it contains the global optimum [11, 12]. Poorly designed search spaces can miss optimal parameters, particularly in high-dimensional problems. Additionally, the optimization process usually begins with a random guess, which is often far from optimal, leading to inefficiency in the initial iterations and increased computational cost [6, 7]. Finally, because BO is a black-box method, it may continue running even after finding the optimal solution, leading to unnecessary evaluations until the preset maximum number of iterations is reached [1]. These limitations highlight the need for more adaptive and efficient techniques in BO.

Several methods have been proposed to address the limitations of Bayesian Optimization, though many remain task-specific and not fully generalizable. Dynamic search space techniques have been developed to overcome the problem of static search spaces. For example, some approaches propose gradually expanding the search space based on information gathered during optimization, allowing the process to begin in a smaller region and adapt over time [9]. Other methods utilize filtering techniques that progressively expand the search space by filtering out less promising regions based on model performance [10]. While these strategies improve efficiency, they still require user-defined boundaries and are not entirely automated.

Warm-starting methods tackle the inefficiency of random initialization by leveraging successful hyperparameter configurations from previous tasks. These approaches use historical data to initialize the search, reducing the reliance on random guesses in the early stages [7, 14]. Transfer learning-based techniques refine this by designing compact search spaces based on prior optimizations, improving search efficiency in new tasks [11, 12]. However, these solutions depend on high-quality historical data and are limited when tasks lack apparent similarities.

Finally, early stopping techniques prevent unnecessary evaluations by terminating the optimization process when no significant improvements are observed over a predefined number of iterations. This method is broadly applicable and can effectively reduce computational costs, but it does not address other challenges, such as search space design or parameter initialization [1, 5, 13].

While these methods address specific challenges in Bayesian Optimization, they are generally not comprehensive or fully

automated solutions, underscoring the need for a more unified approach.

### C. Large Language Models

Large Language Models (LLMs) have become increasingly prominent, demonstrating exceptional capabilities across various domains, including education [21], healthcare [22], and academia [23]. They have also shown great potential in tasks like code generation [24] and information retrieval [25]. One of the key reasons for the effectiveness of LLMs is their ability to generalize to new tasks without fine-tuning, thanks to **in-context learning** [26, 27]. By providing LLMs with problem descriptions and relevant input-output examples (**few-shot learning**), these models can apply their pre-trained knowledge to novel tasks [28]. Moreover, LLMs can also perform **zero-shot learning**, solving tasks based solely on a problem description without needing examples [29].

LLMs have recently been explored for optimization tasks, where they are evaluated as potential replacements for traditional optimization methods. Studies have shown that LLMs can be effective in multi-objective evolutionary optimization through zero-shot learning [30] and combinatorial optimization using in-context learning [31]. Additionally, research has investigated using LLMs as surrogate models in black-box optimization for a molecular domain [32]. These studies demonstrate that LLMs, with their ability to learn from context and apply knowledge across tasks, hold significant promise for optimization applications.

In hyperparameter optimization, the sequential nature of Bayesian Optimization (BO) aligns well with LLMs' in-context learning abilities. In BO, the initial step, akin to **zero-shot learning**, involves defining the search space and suggesting initial parameters based on the problem description. Subsequent iterations, where BO refines these parameters using feedback, resemble **few-shot learning**, where prior examples guide improved suggestions. This parallel suggests that LLMs, with their flexible learning approach, are well-positioned to handle the iterative nature of hyperparameter optimization.

While LLMs have demonstrated substantial potential across various optimization tasks, their application to hyperparameter optimization (HPO) remains relatively unexplored. A few studies have begun to address this gap, offering promising insights and highlighting areas that require further research to fully leverage LLMs' capabilities for HPO.

The first study [15] investigates GPT-3.5 and GPT-4 as replacements for traditional hyperparameter initialization and optimization techniques. The authors utilize the zero-shot learning capabilities of LLMs to suggest initial hyperparameter values based on problem descriptions and scikit-learn model docstrings, reducing the dependence on random initialization. Their evaluation across eight HPOBenchmark datasets reveals that LLMs perform comparably to random search and Bayesian Optimization when using few-shot learning for parameter

updates within a constrained search budget of ten iterations. Additionally, they implement a chain-of-thought reasoning approach to extend the maximum iteration limit, where only the parameter-value pairs, rather than the entire chat history, are passed to the LLM. This method shows that LLMs using chain-of-thought reasoning perform similarly to the chat-based method, demonstrating the model's capacity to manage HPO tasks effectively, even with longer iterations.

AgentHPO [16] introduces a two-agent framework - Creator and Executor to automate hyperparameter tuning. The Creator agent, provided with a dataset, problem description, and a manually defined search space, suggests initial hyperparameter values. In contrast, the Executor agent conducts experiments and feeds backlog history to the Creator for subsequent optimization. The authors test AgentHPO over ten iterations across various tasks, including image classification, segmentation, tabular classification, regression, and machine translation. Their results indicate that AgentHPO surpasses random search and, in several cases, exceeds human benchmarks, demonstrating the effectiveness of LLMs in automatic tuning across diverse domains.

The third study, LLAMBO [17], proposes a novel approach that mimics the structure of Bayesian Optimization by replacing its key components with separate LLMs. LLAMBO includes a zero-shot warm starter, a surrogate model, and a candidate sampler, effectively reimagining the traditional BO pipeline. The authors evaluate LLAMBO against random search and Bayesian Optimization using different surrogate models: Tree-structured Parzen Estimator (TPE), random forests, and Gaussian Processes, across 25 tasks from the Bayesmark benchmark. Their results show that LLAMBO outperforms these methods in all tasks based on average regret scores. Furthermore, LLAMBO introduces a surrogate model for exploration hyperparameters, allowing for a dynamic balance of the exploration-exploitation trade-off, which is optimized separately from the model hyperparameters.

Despite the advancements in recent studies, several significant limitations remain in applying LLMs to hyperparameter optimization (HPO). Current research is primarily constrained by token limits, which restrict the number of iterations, and the impact of chat history summarization has not been fully explored. Additionally, these studies primarily rely on static search spaces, which, combined with the limited number of iterations allowed in optimization tasks, increase the risk of over-exploration without converging to optimal solutions. The use of dynamic search space adaptation, which could leverage prior knowledge for better exploitation and faster convergence, has not been adequately investigated. Moreover, while LLAMBO [17] introduces partial control over the exploration-exploitation trade-off, it remains limited and lacks full automation. Another significant gap is the exclusive focus on only OpenAI's LLMs, leaving unexplored the comparative performance of models like Gemini-1.5-pro/flash or Claude-Sonnet-3.5 in HPO tasks. Moreover, these studies have not

evaluated the potential issue of overfitting hyperparameters on unseen test sets, raising concerns about the generalizability of the optimal hyperparameters found by LLMs. These limitations indicate the need for more comprehensive approaches to fully harness the potential of LLMs in HPO.

This paper addresses the existing research gaps by proposing a fully automated LLM-based framework for hyperparameter optimization (HPO). The strategy introduces dynamic search space adaptation, allowing the optimization process to evolve automatically based on prior knowledge, and employs iteration summarization techniques to overcome token limitations. A hybrid LLM-TPE sampler enhances the exploration-exploitation trade-off, combining LLM-based initialization with Bayesian Optimization. This approach includes early stopping criteria to reduce unnecessary computations and evaluates the generalizability of optimized hyperparameters on unseen test sets, addressing potential overfitting. Together, these innovations deliver a comprehensive, automated solution to HPO, overcoming key limitations of previous studies.

### III. METHODOLOGY

The SLLMBO framework in Figure 1 is a fully automated hyperparameter optimization (HPO) method that leverages the capabilities of Large Language Models (LLMs) to guide the entire optimization process. SLLMBO interacts with the user-provided task description, followed by the automated generation of search spaces and parameter suggestions using zero-shot and few-shot learning. At the beginning of the process, the LLM initializes the search space and suggests initial hyperparameters. In subsequent iterations, the LLM dynamically updates the search space or keeps previously suggested ranges and suggests new parameters, informed by the history of prior iterations and the performance of the previously chosen values.

SLLMBO operates in iterative cycles between the following components: the **Initializer**, which is responsible for the first set of parameter ranges and values; the **Optimizer**, which refines parameter suggestions based on previous performance; the **Evaluator**, which calculates performance metrics through cross-validation; and the **History Manager**, which stores and summarizes previous interactions to prevent token limit overflows. Additionally, SLLMBO introduces a novel hybrid **LLM-TPE Sampler**, which dynamically balances exploration and exploitation by alternating between LLM-based and TPE-based sampling. Optional features such as **reasoning-enabled optimization** and **early stopping** further enhance the optimization process, making SLLMBO a robust and adaptive solution for complex HPO tasks.

#### A. Initializer: Zero-Shot Parameter Initialization

The **Initializer** is the starting point of the SLLMBO algorithm, where the LLM employs zero-shot learning to define the initial hyperparameter search space and suggest starting values. Based on the user-provided task description, machine learning model, evaluation metric, and optimization direction, the Initializer

generates a structured JSON object containing the search space ranges and initial values. This allows the optimization process to begin with a meaningful exploration of the search space rather than random initialization, which is common in traditional methods. The system message and initialization prompt guide the LLM in performing this task.

#### B. Optimizer: Few-Shot Learning for Dynamic Hyperparameter Updates

Once the initialization is complete, the **Optimizer** component handles iterative updates of the search space and hyperparameter suggestions using few-shot learning. During each optimization cycle, the LLM is provided feedback from the previous iterations, such as chat history and current best score, best parameter values, and the most recent search space in the optimization prompt. The LLM must decide whether to update the search space or continue with the current one, balancing exploration and exploitation.

In fully LLM-powered runs, the LLM suggests new parameters at every iteration. In contrast, in the **LLM-TPE hybrid** version, the **LLM-TPE Sampler** alternates between LLM-based suggestions and TPE-based sampling. This allows for a more diverse parameter space exploration, leveraging the LLM's generalization capabilities and TPE's statistical strengths.

#### C. Evaluator: Cross-Validation for Metric Calculation

The **Evaluator** is responsible for assessing the performance of each set of hyperparameters through cross-validation. In this study, 5-fold cross-validation was used, and the evaluation metric (e.g., F1-score or MAE) is passed back to the optimizer. This performance score guides the optimization process, with the LLM adjusting its future parameter suggestions based on how well the current set performs.

#### D. History Manager: Memory Handling and Summarization

The **History Manager** ensures that the optimization process maintains continuity across iterations by storing all parameter suggestions, evaluation scores, and decision points. The **History** module stores this information fully, while the **Summarizer** condenses the history when input token limits are reached. In the experiments, two summarization methods were used:

- **Intelligent Summary:** An LLM-based method that generates concise summaries when prompted, after a certain number of iterations, or when the input token limit is exceeded.
- **LangChain Memory Buffer:** Used in LangChain-based experiments, this automatically manages memory without manual summarization, allowing for a seamless continuation of the optimization process.

Intelligent Summary is only used in fully LLM-empowered optimization with only GPT-3.5-turbo, and more details are given in the results and discussion section.

### E. LLM-TPE Sampler: Hybrid Sampling Strategy

The **LLM-TPE Sampler** is a hybrid approach alternating between LLM-guided parameter suggestions and TPE-based sampling to balance exploration and exploitation. This sampler uses the following function:

$$S(X) = \begin{cases} LLM(X_{chat\_history}) & \text{if } p < 0.5 \\ TPE(X_{(prev\_iters, search\_space)}) & \text{otherwise} \end{cases}$$

Here,  $p \sim U(0, 1)$ . This means that half the iterations are guided by the LLM, using previous chat history and performance results, while the other half rely on TPE to explore regions of the search space that the LLM may not fully exploit. This dynamic approach ensures that SLLMBO avoids getting stuck in local optima and can effectively explore uncertain areas of the search space. The LLM-TPE sampler is designed as an alternative sampler for the Optuna library.

### F. Reasoning-Enabled Optimization

To enhance transparency and interpretability, SLLMBO offers an optional **Reasoning Engine**. This feature requires the LLM to explain each decision made during the optimization process—whether to update or retain the current search space and why specific parameters were chosen. These explanations are stored alongside the optimization history, allowing for post-hoc analysis of the optimization decisions.

### G. Early Stopping Mechanism

SLLMBO also incorporates an **early stopping mechanism** to prevent unnecessary iterations and reduce computational costs. The optimization process halts if the evaluation metric does not improve for a predefined number of iterations (five in our experiments). This mechanism is applied to the fully LLM-powered runs and the hybrid LLM-TPE method, ensuring efficiency and preventing overfitting in cases where further iterations are unlikely to yield better results.

Appendix A contains system messages and exact prompts used for initialization, optimization, summarization, and reasoning.

### H. Experimental Setup

The experimental evaluation of **SLLMBO** was conducted on six datasets: three classification and two regression tasks from The UCI Machine Learning Repository [33], one regression task from OpenML [34], and the M5 Forecasting Accuracy dataset [35], a challenging multiple time series forecasting task. The classification datasets include `gas_drift` [36], `cover_type` [37], and `adult_census` [38], while the regression datasets include `bike_sharing` [39], `concrete_strength` [34], and `energy` [40]. Detailed descriptions of each dataset, including feature and target column selection, preprocessing, feature engineering, and the specific cross-validation techniques applied, can be found in Appendix B. To assess the performance of each iteration during the HPO process, the *F1-score* was used for classification tasks, while the *mean absolute error (MAE)* was employed for regression tasks. For parameter suggestion in subsequent iterations, the average cross-validation score across the folds was used as the performance metric. To assess the performance

of SLLMBO, it was compared against state-of-the-art Bayesian Optimization methods using two popular libraries: **Optuna** [41] and **Hyperopt** [42], both leveraging the Tree-structured Parzen Estimator (TPE) as their sampling strategy. The choice of Optuna and Hyperopt is grounded in recent studies highlighting their effectiveness and widespread use in tabular tasks [18, 43, 44, 45, 46, 47, 48]. LightGBM and XGBoost are used for the machine learning models, which are known for their superior performance on tabular datasets [43, 44, 45, 47, 48].

For each dataset and each model (LightGBM and XGBoost), the following configurations were evaluated:

- Fully LLM-powered initializer and sampler + Intelligent Summary using GPT-3.5-turbo
- Fully LLM-powered initializer and sampler + LangChain memory handler using all available LLMs (GPT-3.5-turbo, GPT-4o, Gemini-1.5-flash, Claude-Sonnet-3.5)
- Random Initializer + LLM-TPE sampler + LangChain memory handler + using GPT-4o
- LLM Initializer + LLM-TPE sampler + LangChain memory handler + using GPT-4o and Gemini-1.5-flash
- LLM Initializer + LLM-TPE sampler + LangChain memory handler + Early Stopping (patience of 5) using Gemini-1.5-flash
- Optuna BO with and without early stopping
- Hyperopt BO without early stopping

Additional Experimentation Details:

- **Number of iterations:** Each experiment was run for 50 iterations.
- **Random seed:** A fixed random seed of 42 was used across all experiments to ensure reproducibility.
- **Early Stopping Criteria:** In fully LLM-powered setups (both with Intelligent Summary and LangChain memory handler), an early stopping mechanism with a patience threshold of 15 iterations was employed to prevent unnecessary iterations and minimize API costs. In the LLM-TPE hybrid setups, a stricter early stopping threshold of 5 iterations was applied to assess performance under a limited budget and harsher regularization conditions. For configurations where early stopping was not explicitly used, the optimization ran for 50 iterations.
- **Intelligent Summary:** A summarization step was triggered every ten iterations for the experiments, which utilizes intelligent summarization with GPT models to manage token limits and retain critical historical information for the next iterations.

This setup was designed to rigorously compare the performance of SLLMBO against traditional BO methods while evaluating the impact of different LLM models, memory handling

mechanisms, hybrid LLM-TPE sampling, and early stopping of the optimization process.

#### IV. RESULTS AND DISCUSSION

The experiments were carried out sequentially to explore different strategies for hyperparameter optimization using LLM-powered methods, LLM-TPE hybrid samplers, and traditional Optuna/Hyperopt approaches. Each successive experiment was designed based on the findings of the previous one, which led to further refinements and informed decisions on the next phase of experimentation. This section details each process step's key findings, reasoning, and outcomes, followed by a discussion of the results and answers to the research questions posed. To compare SLLMBO results with different strategies with each other and with Optuna and Hyperopt libraries using TPE as a surrogate model, each method is experimented on seven datasets, with both LightGBM and XGBoost models, making a total of 14 tasks. For each dataset, approximately 20% of the data is kept testing the performance of the best parameters found by some HPO method on the rest of the data, helping to explore overfitting. All the experimentation results are given in *Appendix C*, and optimization history plots are in *Appendix D*.

##### A. Initial Exploration: SLLMBO with Fully LLM-powered Methods and Intelligent Summary

The initial experiments utilized the GPT-3.5-turbo model for parameter initialization, optimization, and iterative summarization of the optimization history. The goal was to assess the effectiveness of LLM in HPO compared to established methods such as Optuna and Hyperopt.

Regarding parameter initialization, the LLM-powered approach consistently outperformed traditional random initialization in 9 out of 14 tasks. Notably, in 6 out of 8 regression tasks, the initial parameters suggested by the LLM yielded scores closer to the best score than those suggested by Optuna and Hyperopt. This demonstrates the LLM's superior capability for parameter initialization, especially in regression tasks.

When evaluating the cross-validation (CV) and test scores of the best parameters found through optimization, the LLM-based HPO method also performed competitively. Across multiple tasks, it provided better or comparable results to both Optuna and Hyperopt. Specifically, the LLM surpassed Hyperopt in 5 tasks while achieving competitive results with Optuna in several tasks and two tasks better than Optuna and Hyperopt. In the energy dataset with XGBoost, the LLM-based approach produced a 17.5% lower MAE on the test set than Optuna despite Optuna finding a slightly better cross-validation score. In contrast, in the energy dataset with LightGBM, the LLM-based method resulted in a 25% higher test error (MAE) than Optuna. All optimization methods exhibited overfitting in the bike\_sharing and energy datasets, spanning four tasks. However, the LLM-based approach for the energy dataset with XGBoost showed noticeably softer overfitting than the other

methods. These results suggest that while the LLM-powered HPO can perform strongly in regression and classification tasks, its effectiveness depends on the model and dataset characteristics.

An analysis of the optimization history provides additional insights into the LLM-based approach. For most tasks, the LLM-based method exhibited significantly lower variability in optimization scores than Optuna and Hyperopt. For example, in the **energy** dataset with **XGBoost**, the standard deviation of the LLM-based method's scores was approximately **2.01**, compared to **4.92** for **Hyperopt** and **6.37** for **Optuna**. This lower variability suggests that the LLM method tended to exploit previously learned regions of the hyperparameter space more intensively, leading to narrower score ranges across iterations. This can be interpreted as a sign of overexploitation, where the model focuses on refining a limited set of parameters rather than exploring a broader range of possibilities. In contrast, Optuna and Hyperopt showed broader exploration, reflected in their higher score variability and broader ranges between the worst and best scores.

A notable observation in the LLM-powered experiments was the frequent early stopping of optimization. Unlike Optuna and Hyperopt, which consistently completed 50 iterations, the LLM-based method frequently stopped after around 20, with a maximum of 40 iterations observed in the concrete strength dataset with LightGBM. This early stopping was primarily triggered by an early stopping criterion, where the optimization halted after 15 consecutive iterations with no improvement in the best score. This behavior suggests that the LLM could not provide better parameter suggestions over multiple trials, potentially due to overexploitation. In such cases, the model may have struggled to escape local optima, failing to explore further and find better solutions.

Despite these challenges, early stopping proved advantageous in some instances, such as in the energy dataset with XGBoost and the M5 dataset with LightGBM, where the LLM-based method achieved superior or comparable results using far fewer iterations. In these cases, the LLM method required, on average, 6 times less computational budget than Optuna and 8.5 times less than Hyperopt while still identifying better or near-optimal parameters. However, while overexploitation worked effectively when the initial parameters were near the global optimum, it limited the search's effectiveness when the initial parameters were in the vicinity of a local optimum. This highlights the need for a better balance between exploration and exploitation, particularly when the starting point is less ideal.

Further analysis revealed that the LLM's decision-making process on search space adjustments significantly shaped the observed optimization behavior. In the SLLMBO framework, the prompt was designed to dynamically update search spaces during optimization if necessary. It was explicitly asked to balance exploration and exploitation after each trial based on the current best score. This flexibility in decision-making likely

contributed to the LLM’s tendency to narrow the search space in many tasks, leading to overexploitation. The LLM’s reasoning behind these decisions was captured through an additional process called the Reasoning Engine, as discussed in the Methodology section. The Reasoning Engine provides detailed justifications for the LLM’s decisions about search space adjustments and parameter sampling. The reasoning provided by the LLM reveals that it frequently chose to tighten the search space after finding what it deemed to be near-optimal parameters, prioritizing exploitation over broader exploration. Below is an example of LLM decisions about parameter ranges for some iterations on the M5 dataset with the LightGBM model starting from the second iteration, as the first iteration is initialization:

**Iteration 2:**

The current best score indicates that the existing parameter ranges are generally appropriate, but there is room for further optimization. I decided to **narrow the ranges for some parameters** to focus the search and potentially reduce the variability in results...

**Iteration 3:**

The current best score indicates that the model is performing reasonably well, but there is room for improvement. To balance exploration and exploitation, I decided to **tighten some parameter ranges** based on the best parameters found so far...

...

**Iteration 30:**

The current best score is quite close to the optimal, and the ranges of the parameters are already narrow. Therefore, it makes sense to continue fine-tuning within slightly adjusted ranges to potentially **exploit the current tuning** while allowing for minor exploration. **The new ranges are centered around the current best parameters...**

As the analysis progressed, it became clear that early stopping was not solely due to the LLM’s optimization behavior but was also influenced by external factors such as API-related issues and LLM-based history summarization. These technical limitations highlighted the need for more robust memory management and request handling. To address these technical concerns, the decision was made to transition to the LangChain framework, which offers automatic memory management and improved error-handling mechanisms, mitigating the issues encountered in the earlier experiments. While this switch was not explicitly aimed at solving the overexploitation problem, LangChain’s more stable and controlled environment allowed for further analysis of the implicit effects on the exploration-exploitation trade-off. This transition also allowed for easy experimentation of other LLM models, such as GPT-4o, Gemini, and Claude-Sonnet, to assess whether these models could improve the optimization process. Furthermore, in the

next phase of experiments, new sampling strategies specifically designed to address overexploitation will be discussed in detail using LangChain.

**B. SLLMBO with Fully LLM-Powered Methods and LangChain**

With the transition to the LangChain framework, the focus shifted to analyzing whether the improved technical setup could positively impact the overall optimization process beyond addressing memory and API-related issues. The experiments in this phase sought to investigate the performance of various LLM models—GPT-3.5-turbo and GPT-4o, Gemini-1.5-flash, and Claude-Sonnet-3.5—within LangChain’s more stable environment and to analyze whether these models could further improve the optimization outcomes.

Regarding parameter initialization, the results remained consistent with earlier findings, where LLM models, especially GPT-3.5-turbo and Sonnet-3.5, outperformed traditional random initialization strategies from Optuna and Hyperopt. All LLM models demonstrated superior initialization compared to the traditional methods in several tasks, further reinforcing the LLM’s ability to suggest effective starting points for optimization, particularly in regression tasks.

When evaluating the overall HPO performance, LangChain-based LLMs provided significant improvements. While the earlier LLM-based method only surpassed Optuna and Hyperopt in two tasks, the LangChain-based strategies outperformed them in eight tasks, with GPT-3.5-turbo leading in half of these instances. This method demonstrated consistently strong results across different datasets, further solidifying its position as a reliable model for HPO. GPT-4o followed closely, though its average performance was slightly below GPT-3.5-turbo. Notably, Sonnet-3.5 delivered competitive results in classification tasks but proved the most expensive API usage, making it less efficient in computational cost. Gemini-1.5-flash, while the fastest and cheapest model, ranked last in performance, with premature stopping in most cases after early promising results.

Analyzing the optimization histories reveals that LangChain-based LLMs benefitted from longer runs, improving the balance between exploration and exploitation, particularly in early iterations. GPT-3.5-turbo, in contrast to its earlier runs with LLM summarization, now consistently reached 50 iterations in nearly half of the tasks. Although early-stopping issues due to no improvement persisted across all models, this occurred less frequently in GPT-3.5-turbo and GPT-4o compared to the other models. Gemini-1.5-flash frequently exhibited a pattern of initial solid performance, only to plateau after a few iterations, resulting in premature stopping and consistently lower rankings. Sonnet-3.5, while competitive in some tasks, faced similar issues with overexploitation, where initial gains were not sustained throughout the optimization process.



While LangChain significantly improved the technical handling of HPO with LLMs and led to more robust overall performance, overexploitation problem remains. The next phase discusses the LLM-TPE hybrid sampler, which combines the LLM’s strength in initialization and exploitation with TPE’s proven sampling strategy to achieve a more balanced exploration-exploitation trade-off. This method will be evaluated to determine its effectiveness in addressing the limitations observed in earlier experiments.

### C. SLLMBO with LLM-TPE Sampler

Following the improvements made with LangChain-based LLM methods, this phase addresses the remaining overexploitation issues by integrating the LLM’s initialization and reasoning capabilities with the Tree-structured Parzen Estimator (TPE) for better sampling. The LLM-TPE hybrid sampler aims to reduce premature early stoppings and explore parameter spaces more thoroughly.

To achieve this, GPT-4o and Gemini-1.5-flash were selected. Gemini was the fastest and cheapest model, but it had premature stoppings, so it is included to assess whether the hybrid strategy could improve its performance. GPT-3.5-turbo was excluded due to its consistent success in previous phases, and Sonnet was omitted due to high costs.

To further assess the effectiveness of LLM-based initialization in hyperparameter optimization (HPO), the GPT-4o-based LLM-TPE sampler was tested with random and LLM initialization strategies. The results reaffirmed the strength of LLM-based initialization, as in 13 out of the 14 tasks, GPT-4o’s LLM initialization outperformed random initialization in providing a better starting point. However, a more detailed analysis of the final optimized parameters after 50 iterations revealed a notable distinction between regression and classification tasks. In regression tasks, best parameters starting with random initialization consistently resulted in better test scores, whereas in nearly all classification tasks, starting with GPT-4o initialization led to superior results.

Regarding overall HPO performance, the GPT-4o LLM-TPE sampler consistently outperformed the previous GPT-4o fully LLM sampler approach in 9 of the 14 tasks, delivering competitive scores in the remaining tasks. Gemini-1.5-flash, which previously exhibited poor performance and frequent early stoppings, showed significant improvement with the LLM-TPE sampler. The Gemini-based LLM-TPE method outperformed its fully LLM-powered counterpart in 12 tasks, rising from last place in many previous evaluations to a more competitive ranking. Compared to Optuna, Hyperopt, and the fully LLM sampler with GPT-4o and Gemini-1.5-flash, the LLM-TPE sampler demonstrated superior performance, with GPT-4o consistently ranking in the top one or two positions, followed closely by Gemini-1.5-flash.

The success of the LLM-TPE sampler can be attributed to its ability to maintain a balanced exploration-exploitation trade-

off. The fully LLM-based approach excelled at exploitation, as demonstrated by the results in Sections A and B, while the TPE method’s capacity to explore uncertain regions of the parameter space is well-established in prior research. By combining these two approaches, the LLM-TPE sampler offered a more holistic and effective optimization strategy, addressing the limitations of using either technique in isolation. This integration significantly reduced the occurrence of premature early stoppings observed in previous methods. As evidenced by the optimization history plots, the LLM-TPE sampler enabled models to complete 50 iterations with fewer API calls, reducing computational costs. Furthermore, the analysis of optimization scores throughout the trials revealed that the LLM-TPE sampler no longer exhibited the limited exploration and narrow score ranges characteristic of fully LLM-based strategies. Instead, it achieved a more balanced exploration, with score variability comparable to Bayesian Optimization methods. This enhanced exploration facilitated the discovery of more optimal parameter configurations, contributing to the improved performance observed across multiple tasks.

To evaluate the effectiveness of the LLM-TPE sampler in budget-constrained scenarios, early stopping (ES) with patience of 5 is tested, too. This experiment focused on the Gemini-1.5-flash LLM-TPE sampler, comparing its performance with and without early stopping and against Optuna to determine how limiting the number of iterations influences hyperparameter optimization outcomes. While early stopping reduced computational costs across tasks, it also affected performance. Gemini with ES outperformed Optuna with ES in 6 tasks, yet both showed decreased performance compared to their non-ES counterparts. Optuna benefitted from early stopping in specific tasks, while Gemini exhibited a consistent performance drop. These findings suggest that LLM-TPE-based methods may require more iterations than Bayesian Optimization methods to fully exploit their alternating sampling strategies and achieve optimal results.

## V. CONCLUSION

This research explored the potential of large language models (LLMs) for hyperparameter optimization by comparing various models—GPT-3.5-turbo, GPT-4o, Claude-Sonnet-3.5, and Gemini-1.5-flash—with traditional Bayesian Optimization methods such as Optuna and Hyperopt. The study comprehensively analyzed LLMs’ performance in parameter initialization and optimization, adaptive search spaces, and the management of exploration-exploitation trade-offs. Two key contributions emerged: a novel hybrid LLM-TPE sampler for improved exploration-exploitation balance and an adaptive search space mechanism driven by LLMs to automatically evolve the parameter space. Early stopping criteria were also integrated to reduce computational costs.

Initial experiments with fully LLM-powered methods demonstrated that LLMs consistently outperformed random initialization, particularly in regression tasks, and offered competitive performance in hyperparameter optimization

compared to traditional BO methods. However, challenges such as overexploitation and limited exploration arose, particularly with complex datasets.

To address these issues, the introduction of LangChain solved technical challenges, including memory management and request handling. It enabled longer iterations and improved performance in parameter initialization and hyperparameter tuning. While LangChain enhanced stability and reduced early stoppings, it did not entirely eliminate the problem of overexploitation.

The LLM-TPE hybrid sampler combined the LLMs' strength in initialization and exploitation with TPE's exploration capabilities, resulting in a significantly better balance between exploration and exploitation. This method delivered superior HPO performance across multiple tasks compared to fully LLM-based and traditional BO methods. It also reduced premature early stopping and minimized computational costs through fewer LLM API calls.

Testing the LLM-TPE sampler under budget-constrained scenarios with early stopping revealed that while it remained competitive, LLM-based methods generally required more iterations to reach optimal results when subjected to strict early stopping criteria.

While this study provided a comprehensive analysis of various API-based LLMs in hyperparameter optimization, future work could extend this research by exploring the performance of open-source LLMs. This would offer broader accessibility and potentially reduce the reliance on paid APIs. Furthermore, this study focused on tabular datasets due to API-related cost constraints. Future investigations could apply the proposed methods to more complex tasks, such as image classification, segmentation, object detection, or machine translation, to evaluate their effectiveness across a broader range of domains. Lastly, it is essential to note that despite the promising results, LLMs face a significant limitation: their lack of reproducibility, as there is no guarantee of retrieving identical optimization histories across runs.

The complete codebase for this study is available at <https://github.com/KananMahammadli/SLLMBO>

#### ACKNOWLEDGMENT

The author acknowledges using ChatGPT to improve the formatting and clarity of the manuscript.

#### REFERENCES

- [1] Tan, J. M., Liao, H., Liu, W., Fan, C., Huang, J., Liu, Z., & Yan, J. (2024). Hyperparameter optimization: Classics, acceleration, online, multi-objective, and tools. *Mathematical Biosciences and Engineering*, 21(6), 6289-6335.
- [2] Wu, J., Chen, X. Y., Zhang, H., Xiong, L. D., Lei, H., & Deng, S. H. (2019). Hyperparameter optimization for machine learning models based

- on Bayesian optimization. *Journal of Electronic Science and Technology*, 17(1), 26-40.
- [3] Bergstra, J., Bardenet, R., Bengio, Y., & Kégl, B. (2011). Algorithms for hyper-parameter optimization. *Advances in neural information processing systems*, 24.
- [4] Bergstra, J., & Bengio, Y. (2012). Random search for hyper-parameter optimization. *Journal of machine learning research*, 13(2).
- [5] Hutter, F., Kotthoff, L., & Vanschoren, J. (2019). *Automated machine learning: methods, systems, challenges* (p. 219). Springer Nature.
- [6] Feurer, M., Springenberg, J. T., & Hutter, F. (2014, August). Using meta-learning to initialize bayesian optimization of hyperparameters. In *MetaSel@ ECAI* (pp. 3-10).
- [7] Kim, J., Kim, S., & Choi, S. (2017). Learning to warm-start Bayesian hyperparameter optimization. *arXiv preprint arXiv:1710.06219*.
- [8] Bai, T., Li, Y., Shen, Y., Zhang, X., Zhang, W., & Cui, B. (2023). Transfer learning for Bayesian optimization: A survey. *arXiv preprint arXiv:2302.05927*.
- [9] Shahriari, B., Bouchard-Côté, A., & Freitas, N. (2016, May). Unbounded Bayesian optimization via regularization. In *Artificial intelligence and statistics* (pp. 1168-1176). PMLR.
- [10] Nguyen, V., Gupta, S., Rana, S., Li, C., & Venkatesh, S. (2019). Filtering Bayesian optimization approach in weakly specified search space. *Knowledge and Information Systems*, 60, 385-413.
- [11] Perrone, V., Shen, H., Seeger, M. W., Archambeau, C., & Jenatton, R. (2019). Learning search spaces for bayesian optimization: Another view of hyperparameter transfer learning. *Advances in neural information processing systems*, 32.
- [12] Li, Y., Shen, Y., Jiang, H., Bai, T., Zhang, W., Zhang, C., & Cui, B. (2022, August). Transfer learning based search space design for hyperparameter tuning. In *Proceedings of the 28th ACM SIGKDD Conference on Knowledge Discovery and Data Mining* (pp. 967-977).
- [13] Joy, T. T., Rana, S., Gupta, S., & Venkatesh, S. (2020). Fast hyperparameter tuning using Bayesian optimization with directional derivatives. *Knowledge-Based Systems*, 205, 106247.
- [14] Poloczek, M., Wang, J., & Frazier, P. I. (2016, December). Warm starting Bayesian optimization. In *2016 Winter simulation conference (WSC)* (pp. 770-781). IEEE.
- [15] Zhang, M. R., Desai, N., Bae, J., Lorraine, J., & Ba, J. (2023, December). Using large language models for hyperparameter optimization. In *NeurIPS 2023 Foundation Models for Decision Making Workshop*.
- [16] Liu, S., Gao, C., & Li, Y. (2024). Large Language Model Agent for Hyper-Parameter Optimization. *arXiv preprint arXiv:2402.01881*.
- [17] Liu, T., Astorga, N., Seedat, N., & van der Schaar, M. (2024). Large language models to enhance bayesian optimization. *arXiv preprint arXiv:2402.03921*.
- [18] Hassanali, M., Soltanaghaei, M., Javdani Gandomani, T., & Zamani Boroujeni, F. (2024). Software development effort estimation using boosting algorithms and automatic tuning of hyperparameters with Optuna. *Journal of Software: Evolution and Process*, e2
- [19] Snoek, J., Larochelle, H., & Adams, R. P. (2012). Practical bayesian optimization of machine learning algorithms. *Advances in neural information processing systems*, 25.
- [20] Hutter, F., Hoos, H. H., & Leyton-Brown, K. (2011). Sequential model-based optimization for general algorithm configuration. In *Learning and Intelligent Optimization: 5th International Conference, LION 5, Rome, Italy, January 17-21, 2011. Selected Papers 5* (pp. 507-523). Springer Berlin Heidelberg.
- [21] Kasneci, E., Seßler, K., Küchemann, S., Bannert, M., Dementieva, D., Fischer, F., ... & Kasneci, G. (2023). ChatGPT for good? On opportunities and challenges of large language models for education. *Learning and individual differences*, 103, 102274.
- [22] Thirunavukarasu, A. J., Ting, D. S. J., Elangovan, K., Gutierrez, L., Tan, T. F., & Ting, D. S. W. (2023). Large language models in medicine. *Nature medicine*, 29(8), 1930-1940.

- [23] Meyer, J. G., Urbanowicz, R. J., Martin, P. C., O'Connor, K., Li, R., Peng, P. C., ... & Moore, J. H. (2023). ChatGPT and large language models in academia: opportunities and challenges. *BioData Mining*, 16(1), 20.
- [24] Du, X., Liu, M., Wang, K., Wang, H., Liu, J., Chen, Y., ... & Lou, Y. (2024, April). Evaluating large language models in class-level code generation. In *Proceedings of the IEEE/ACM 46th International Conference on Software Engineering* (pp. 1-13).
- [25] Zhu, Y., Yuan, H., Wang, S., Liu, J., Liu, W., Deng, C., ... & Wen, J. R. (2023). Large language models for information retrieval: A survey. *arXiv preprint arXiv:2308.07107*.
- [26] Wang, L., Yang, N., & Wei, F. (2023). Learning to retrieve in-context examples for large language models. *arXiv preprint arXiv:2307.07164*.
- [27] Wang, X., Zhu, W., Saxon, M., Steyvers, M., & Wang, W. Y. (2024). Large language models are latent variable models: Explaining and finding good demonstrations for in-context learning. *Advances in Neural Information Processing Systems*, 36.
- [28] Brown, T. B. (2020). Language models are few-shot learners. *arXiv preprint arXiv:2005.14165*.
- [29] Kojima, T., Gu, S. S., Reid, M., Matsuo, Y., & Iwasawa, Y. (2022). Large language models are zero-shot reasoners. *Advances in neural information processing systems*, 35, 22199-22213.
- [30] Liu, F., Lin, X., Wang, Z., Yao, S., Tong, X., Yuan, M., & Zhang, Q. (2023). Large language model for multi-objective evolutionary optimization. *arXiv preprint arXiv:2310.12541*.
- [31] Liu, S., Chen, C., Qu, X., Tang, K., & Ong, Y. S. (2024, June). Large language models as evolutionary optimizers. In *2024 IEEE Congress on Evolutionary Computation (CEC)* (pp. 1-8). IEEE.
- [32] Nguyen, T., & Grover, A. (2024). LICO: Large Language Models for In-Context Molecular Optimization. *arXiv preprint arXiv:2406.18851*.
- [33] Markelle Kelly, Rachel Longjohn, Kolby Nottingham, The UCI Machine Learning Repository, <https://archive.ics.uci.edu>
- [34] Vanschoren, J., Van Rijn, J. N., Bischl, B., & Torgo, L. (2014). OpenML: networked science in machine learning. *ACM SIGKDD Explorations Newsletter*, 15(2), 49-60.
- [35] Addison Howard, inversion, Spyros Makridakis, & vangelis. (2020). M5 Forecasting - Accuracy.
- [36] Vergara, A. (2012). Gas Sensor Array Drift Dataset [Dataset]. UCI Machine Learning Repository. <https://doi.org/10.24432/C5RP6W>. Blackard, J. (1998). Covertype [Dataset]. UCI Machine Learning Repository. <https://doi.org/10.24432/C50K5N>.
- [37] Blackard, J. (1998). Covertype [Dataset]. UCI Machine Learning Repository. <https://doi.org/10.24432/C50K5N>.
- [38] Becker, B. & Kohavi, R. (1996). Adult [Dataset]. UCI Machine Learning Repository. <https://doi.org/10.24432/C5XW20>.
- [39] Fanaee-T, H. (2013). Bike Sharing [Dataset]. UCI Machine Learning Repository. <https://doi.org/10.24432/C5W894>.
- [40] Candanedo, L. (2017). Appliances Energy Prediction [Dataset]. UCI Machine Learning Repository. <https://doi.org/10.24432/C5VC8G>.
- [41] Akiba, T., Sano, S., Yanase, T., Ohta, T., & Koyama, M. (2019, July). Optuna: A next-generation hyperparameter optimization framework. In *Proceedings of the 25th ACM SIGKDD international conference on knowledge discovery & data mining* (pp. 2623-2631).
- [42] Bergstra, J., Komer, B., Eliasmith, C., Yamins, D., & Cox, D. D. (2015). Hyperopt: a python library for model selection and hyperparameter optimization. *Computational Science & Discovery*, 8(1), 014008.
- [43] Lai, J. P., Lin, Y. L., Lin, H. C., Shih, C. Y., Wang, Y. P., & Pai, P. F. (2023). Tree-based machine learning models with optuna in predicting impedance values for circuit analysis. *Micromachines*, 14(2), 265.
- [44] Lv, Q. (2023, April). Hyperparameter tuning of GDBT models for prediction of heart disease. In *International Conference on Electronic Information Engineering and Computer Science (EIECS 2022)* (Vol. 12602, pp. 686-691). SPIE.
- [45] Arden, F., & Safitri, C. (2022, December). Hyperparameter tuning algorithm comparison with machine learning algorithms. In *2022 6th International Conference on Information Technology, Information Systems and Electrical Engineering (ICITISEE)* (pp. 183-188). IEEE.
- [46] Putatunda, S., & Rama, K. (2019, December). A modified bayesian optimization based hyper-parameter tuning approach for extreme gradient boosting. In *2019 Fifteenth International Conference on Information Processing (ICINPRO)* (pp. 1-6). IEEE.
- [47] Wang, Y., & Wang, T. (2020). Application of improved LightGBM model in blood glucose prediction. *Applied Sciences*, 10(9), 3227.
- [48] Omkari, D. Y., & Shinde, S. B. (2022, December). Cardiovascular Disease Prediction Using Machine Learning Techniques with HyperOpt. In *International Conference on Communication and Intelligent Systems* (pp. 585-597). Singapore: Springer Nature Singapore

## A. System Messages and Prompts

System Message for SLLMBO with Fully LLM-powered Methods and Intelligent Summary:

You are an AI assistant specialized in hyperparameter tuning for machine learning models. Your goal is to optimize hyperparameters for a {model\_name} model for the following problem: {problem\_description}

The {direction} average and minimize standard deviation of the {metric} metric used to evaluate the performance of the model.

When asked for initialization, provide:

1. A list of hyperparameters to tune and their value ranges, if parameter is numeric, provide range as [min, max], if parameter is categorical, provide list of options.
2. Starting values for these parameters.

Format your response as a JSON object with keys 'param\_ranges' and 'initial\_params'.

During the optimization process, you will be asked to:

1. Decide whether to update parameter ranges or continue with the last range.
2. Suggest new parameter values based on previous parameter ranges, suggested parameter values and results, and last used parameter range.

Balance exploration and exploitation as the optimization progresses. Keep in mind that goal is to find the best possible hyperparameter values for {model\_name} model to {direction} the {metric} metric.

System Message for SLLMBO with Fully LLM-powered Methods, Intelligent Summary and Reasoning:

You are an AI assistant specialized in hyperparameter tuning for machine learning models. Your goal is to optimize hyperparameters for a {model\_name} model for the following problem: {problem\_description}

The {direction} average and minimize standard deviation of the {metric} metric used to evaluate the performance of the model.

When asked for initialization, provide:

1. A list of hyperparameters to tune and their value ranges, if parameter is numeric, provide range as [min, max], if parameter is categorical, provide list of options.
2. Starting values for these parameters.
3. Explain reason behind your choices.

Format your response as a JSON object with keys 'param\_ranges' and 'initial\_params' and 'reason'.

System Message for SLLMBO with Fully LLM-Powered Methods and LangChain:

You are an AI assistant specialized in hyperparameter tuning for machine learning models. Your goal is to optimize hyperparameters for a {model\_name} model for the following problem: {problem\_description}

The {direction} average and minimize standard deviation of the {metric} metric used to evaluate the performance of the model.

When asked for initialization, provide:

1. A list of hyperparameters to tune and their value ranges, if parameter is numeric, provide range as [min, max], if parameter is categorical, provide list of options.
2. Starting values for these parameters.

Format your response as a JSON object with keys 'param\_ranges' and 'initial\_params'.

System Message for SLLMBO with LLM-TPE Sampler:

You are an AI assistant specialized in hyperparameter tuning for machine learning models.  
goal is to optimize hyperparameters for a {model\_name} model to {direction} the {metric} metric.  
Problem description: {problem\_description}

Some trials will be suggested by Optuna's TPESampler, and their parameter suggestions and values will be shared with you.  
Always suggest parameter values within the defined ranges.  
Provide your suggestions in JSON format.  
Consider all previous trial results when making new suggestions.

Initialization Prompt (same for all methods, except for LLM-TPE Sampler):

Provide the initial hyperparameters to tune, their ranges, and starting values.

Initialization Prompt for SLLMBO with LLM-TPE Sampler (Relative Sampler):

This is the first trial for hyperparameter tuning, no previous trials to consider.  
Suggest based on search space: {search\_space\_dict}.  
Suggest integer for num\_leaves, max\_depth, n\_estimators, min\_child\_samples, float otherwise.  
Provide only JSON format of suggested parameters with param\_name: value based on parameter names from parameter ranges.

Initialization Prompt for SLLMBO with LLM-TPE Sampler (Independent Sampler):

This is the first trial for hyperparameter tuning, no previous trials to consider.  
Suggest a value for the parameter '{param\_name}' within its range: {param\_range}.  
Provide JSON format with key and value pair: {param\_name}: suggested\_value  
Make sure {param\_name} key exists in the JSON.

Optimization Prompt for SLLMBO with Fully LLM-powered Methods and Intelligent Summary:

Goal: Find the best possible hyperparameter values for {model\_name} model to {direction} the {metric} metric.  
Current best score: {best\_score}  
Current best parameters: {best\_params}  
Last used parameter ranges: {current\_ranges}

1. Decide whether to update the parameter ranges or continue with the current ranges.
2. Suggest the next set of parameters to try.

Provide your response as a JSON object with keys:

- 'update\_param\_ranges': boolean
- 'new\_param\_ranges': dictionary of new ranges (if update\_param\_ranges is true)
- 'next\_params': dictionary of next parameter values to try

When there is no improvement to best {metric} for some iterations, consider exploration too, and balance between exploration and exploitation.

Optimization Prompt for SLLMBO with Fully LLM-powered Methods, Intelligent Summary and Reasoning:

```
Goal: Find the best possible hyperparameter values for {model_name} model to {direction} the {metric} metric.

Current best score: {best_score}
Current best parameters: {best_params}
Last used parameter ranges: {current_ranges}

1. Decide whether to update the parameter ranges or continue with the current ranges.
2. Suggest the next set of parameters to try.
   While deciding parameter range and new parameters to try, think step by step, consider history of your choices, their results and also last parameter ranges, parameter values and scores.
   Consider which parameters led to the best results and which to worse results.
   Consider what did you learn from your mistakes and what did you learn from your successes.

3. Explain your choices. Whether you decided to explore or exploit, and why.
   Whether you decided to update parameter ranges or not, and why.
   If you decided to update parameter ranges, why you chose the new ranges.
   Why did you choose the next parameters you suggested?

Provide your response as a JSON object with keys:
- 'update_param_ranges': boolean
- 'new_param_ranges': dictionary of new ranges (if update_param_ranges is true)
- 'next_params': dictionary of next parameter values to try
- 'reason': string explaining your choices

Balance between exploration and exploitation.
```

Optimization Prompt for SLLMBO with Fully LLM-Powered Methods and LangChain:

```
Goal: Find the best possible hyperparameter values for {model_name} model to {direction} the {metric} metric.

Current best score: {best_score}
Current best parameters: {best_params}
Last used parameter ranges: {current_ranges}

1. Decide whether to update the parameter ranges or continue with the current ranges.
2. Suggest the next set of parameters to try.

Provide your response as a JSON object with keys:
- 'update_param_ranges': boolean
- 'new_param_ranges': dictionary of new ranges (if update_param_ranges is true)
- 'next_params': dictionary of next parameter values to try

Balance between exploration and exploitation.
```

Optimization Prompt for SLLMBO with LLM-TPE Sampler (Relative Sampler):

Current best score: {best\_score}  
Current best parameters: {best\_params}  
Parameter ranges: {current\_ranges}  
Suggest based on search space: {search\_space\_dict}, considering all previous trials.  
Suggest integer for num\_leaves, max\_depth, n\_estimators, min\_child\_samples, float otherwise.  
Provide only JSON format of suggested parameters with param\_name: value based on parameter names from parameter ranges.

Optimization Prompt for SLLMBO with LLM-TPE Sampler (Independent Sampler):

Current best score: {best\_score}  
Current best parameters: {best\_params}  
Suggest a value for the parameter '{param\_name}' within its range: {param\_range}.  
Provide JSON format with key and value pair: {param\_name}: suggested\_value  
Make sure {param\_name} key exists in the JSON format.

Summarization Prompt for SLLMBO with Fully LLM-powered Methods and Intelligent Summary:

Summarize the conversation history, focusing on the most important information for hyperparameter tuning:

1. Keep track of the best parameters and scores found so far.
2. Summarize key trends and decisions made during the optimization.
3. Maintain a balance between exploration and exploitation.
4. Ensure the summary is concise while retaining crucial information.

Current conversation history: {conversation\_history}

Provide your summary as a list of messages, each with 'role' and 'content' keys.

## B. Experimental Setup Details

### Gas Drift Dataset:

Gas Sensor Array Drift Dataset Data Set ([Dataset Link](#)). 20% of the data is kept as a test set with randomly shuffled splitting, and the remaining 80% is used during HPO for parameter evaluation. To measure performance during HPO, 'f1\_weighted' is used as a metric, StratifiedKFold with five splits, randomness, and shuffling as a cross-validation splitter. Following features have been used: 'V1', 'V2', 'V3', 'V4', 'V5'

Task Description:

We are working with a tabular classification dataset for gas drift and there are 6 classes. There are only numerical features.

### Cover Type Dataset:

Dataset for predicting forest cover type ([Dataset Link](#)). Only 20000 randomly chosen samples were used in this study. Test data split and cross-validation details are identical to the gas drift dataset. The following features have been used: 'Elevation,' 'Aspect,' 'Slope,' 'Horizontal\_Distance\_To\_Hydrology,' 'And Vertical\_Distance\_To\_Hydrology.'

Task Description:

We are working with a tabular classification dataset for forest cover type prediction based on numeric features.

### Adult Census Dataset:

The prediction task is determining whether a person makes over 50K yearly ([Dataset Link](#)). Test data split and cross-validation details are identical to the gas drift dataset. The following features have been used: 'age,' 'education-num,' and 'hours-per-week.'

Task Description:

We are working with a tabular classification dataset, goal is to predict binary income group of person based on age, education and working hours.

### Bike Sharing Dataset:

Predicting the demand for the total number of bikes for the next hour ([Dataset Link](#)). The dataset is ordered by datetime ascendingly, and the last 238 hours are kept as test data. For cross-validation-based evaluation, mean absolute error and TimeSeriesSplit with five splits and a validation size of 100 samples are used. The following features are used: 'season,' 'yr,' 'month,' 'hr,' 'holiday,' 'weekday,' 'working day,' 'weathers,' 'temp,' 'temp,' 'hum,' 'wind speed.'

Task Description:

We are working with a tabular regression dataset for hourly demand based on numeric datetime and weather features.

### Concrete Strength Dataset:

Predicting the strength of the concrete ([Dataset Link](#)). 20 % of the dataset is sampled randomly as a test set. Mean absolute error and 5-split KFold cross-validation with shuffling are used to evaluate the performance. The following features are used: 'cement,' 'blast\_furnace\_slag,' 'fly\_ash,' 'water,' 'superplasticizer,' and 'coarse\_aggregate.'

Task Description:

We are working with a tabular regression dataset for concrete strength based on numeric features.

### Energy Dataset:

Predicting energy use of appliances in a low-energy house ([Dataset Link](#)). The dataset is ordered by datetime in ascending order, and the last 20% of the data is kept as a test set. Cross-validation details are the same as those for the bike-sharing dataset. The following features are used: 'lights,' 'T1,' 'RH\_1,' 'T2,' 'RH\_2,' 'T3,' 'RH\_3,' 'T4,' 'RH\_4,' 'T5,' 'RH\_5,' 'T6,' 'RH\_6,' 'T7,' 'RH\_7,' 'T,' 'RH\_8,' 'T9,' 'RH\_9,' 'T\_out,' 'Press\_mm\_hg,' 'RH\_out,' 'Windspeed,' 'Visibility,' 'Tdewpoint,' 'rv1,' 'rv2'.

Task Description:

We are working with a tabular regression dataset for energy consumption based on numeric features.

### M5 Dataset:

Predicting daily sales for multiple items ([Dataset Link](#)). Considering the complexity of the dataset, necessary pre-processing and feature engineering have been used. Out of 1913 days, the dataset is considered after the 1000<sup>th</sup> day, then clustered into three groups based on the target column with KMeans Clustering, creating high, medium, and low sales item groups and 30 items selected randomly from each group. For feature engineering, day of the week, week of the year, month of the year, quarter of year, and day of year features are extracted from the daytime, and for historic sales features, last 28 to 42 days' sales for each item, as well as the mean and standard deviation of the last 7, 14, 30, 60, 180 days' sales shifted by 28 are added to the dataset. The reason for not using the recent 28 days is that the original M5 forecasting accuracy challenge is designed to predict each item's sales for the next 28 days. Hence, the features are added accordingly without data leakage.



Task Description:

We are working with a tabular regression dataset for daily demand forecasting for multiple items at different stores. We have categorical columns such as item, department, store ids, date related features, lag and rolling features of sales. In total we have 90 unique time series data, which we train together with global model.

C. Performance Comparison

Below is the corresponding SLLMBO setup for each name:

- SLLMBO with Fully LLM-powered Methods and Intelligent Summary - gpt-3.5-turbo\_intelligent\_summary
  - SLLMBO with Fully LLM-Powered Methods and LangChain – langchain\_{llm\_model\_name}
  - SLLMBO with LLM-TPE Sampler – llm-tpe\_sampler\_{llm\_model\_name}\_{initialization\_method}\_init
- The initialization method is either llm for LLM-based warmstarting or random for random initialization

Name	f1-weighted CV (avg)	f1-weighted CV (std)	f1-weighted Test Score	Runtime (sec)
langchain_gpt-3.5-turbo	<b>0.8253</b>	0.0068	<b>0.8527</b>	1454.1082
llm-tpe_sampler_gpt-4o_llm_init	0.8236	0.0067	0.8478	887.3555
llm-tpe_sampler_gemini-1.5-flash_llm_init	0.8229	0.0051	0.8465	1207.7494
optuna	0.8187	0.0064	0.8452	2620.7509
langchain_gpt-4o	0.8198	0.0062	0.8447	443.0143
llm-tpe-sampler_gpt_4o_random_init	0.8221	0.0063	0.8443	1913.7954
gpt-3.5-turbo_intelligent_summary	0.8218	0.0055	0.8427	1680.3834
llm-tpe_sampler_gemini-1.5-flash_patience_5_llm_init	0.8176	0.0071	0.8421	236.7979
hyperopt	0.8191	0.0057	0.8417	702.9286
optuna_patience_5	0.8083	<b>0.0030</b>	0.8304	371.2184
langchain_claude-3-5-sonnet-20240620	0.8139	0.0044	0.8301	542.6956
langchain_gemini-1.5-flash	0.8004	0.0085	0.8192	<b>84.2119</b>

**Table. 1 Gas Drift LightGBM**

Name	f1-weighted CV (avg)	f1-weighted CV (std)	f1-weighted Test Score	Runtime (sec)
llm-tpe_sampler_gpt_4o_random_init	0.8167	0.0060	<b>0.8400</b>	835.6006
llm-tpe_sampler_gemini-1.5-flash_patience_5_llm_init	<b>0.8185</b>	0.0079	0.8393	214.2028
langchain_gpt-3.5-turbo	0.8183	0.0080	0.8392	539.1801
llm-tpe_sampler_gpt-4o_llm_init	0.8180	0.0073	0.8388	1012.7399
llm-tpe_sampler_gemini-1.5-flash_llm_init	0.8210	0.0090	0.8354	1141.8040
optuna	0.8138	0.0092	0.8311	2019.6765
hyperopt	0.8076	0.0085	0.8282	550.9574
optuna_patience_5	0.8009	0.0085	0.8224	69.2982
langchain_gpt-4o	0.8087	0.0082	0.8197	741.7438
langchain_claude-3-5-sonnet-20240620	0.7878	0.0046	0.8075	502.2197

gpt-3.5-turbo_intelligent_summary	0.7678	0.0055	0.7929	<b>67.3243</b>
langchain_gemini-1.5-flash	0.7758	<b>0.0037</b>	0.7913	131.2153

**Table. 2 Gas Drift XGBoost**

Name	f1-weighted CV (avg)	f1-weighted CV (std)	f1-weighted Test Score	Runtime (sec)
optuna	0.7115	0.0045	<b>0.7111</b>	1092.5562
langchain_claude-3-5-sonnet-20240620	<b>0.7123</b>	0.0066	0.7086	525.2445
llm-tpe_sampler_gemini-1.5-flash_llm_init	0.7114	0.0046	0.7085	2733.8463
langchain_gpt-3.5-turbo	0.7104	0.0039	0.7085	<b>173.0228</b>
gpt-3.5-turbo_intelligent_summary	0.7126	0.0033	0.7069	186.8054
hyperopt	0.7099	0.0065	0.7056	842.3438
llm-tpe_sampler_gpt-4o_llm_init	0.7110	0.0039	0.7056	1427.1788
optuna_patience_5	0.7097	0.0047	0.7050	224.6323
llm-tpe_sampler_gpt_4o_random_init	0.7083	0.0053	0.7029	1759.4009
langchain_gemini-1.5-flash	0.7115	0.0065	0.7022	180.3100
llm-tpe_sampler_gemini-1.5-flash_patience_5_llm_init	0.7057	<b>0.0016</b>	0.6955	518.6550
langchain_gpt-4o	0.7014	0.0034	0.6910	1433.2779

**Table. 3 Cover Type LightGBM**

Name	f1-weighted CV (avg)	f1-weighted CV (std)	f1-weighted Test Score	Runtime (sec)
llm-tpe_sampler_gpt-4o_llm_init	<b>0.7166</b>	0.0053	<b>0.7099</b>	998.8526
optuna_patience_5	0.7102	0.0064	0.7063	<b>108.8198</b>
llm-tpe_sampler_gemini-1.5-flash_llm_init	0.7159	0.0027	0.7042	1660.8004
llm-tpe_sampler_gpt_4o_random_init	0.7158	0.0029	0.7040	780.1489
langchain_claude-3-5-sonnet-20240620	0.7128	0.0040	0.7040	237.7355
langchain_gemini-1.5-flash	0.7128	0.0040	0.7040	139.7407
langchain_gpt-4o	0.7135	<b>0.0026</b>	0.7037	221.7702
optuna	0.7140	0.0053	0.7035	1032.7652
llm-tpe_sampler_gemini-1.5-flash_patience_5_llm_init	0.7155	0.0046	0.7034	327.5141
gpt-3.5-turbo_intelligent_summary	0.7106	0.0035	0.7032	133.9597
hyperopt	0.7154	0.0035	0.7028	852.7755
langchain_gpt-3.5-turbo	0.7140	0.0049	0.7025	673.8235

**Table. 4 Cover Type XGBoost**

Name	f1-weighted CV (avg)	f1-weighted CV (std)	f1-weighted Test Score	Runtime (sec)
llm-tpe_sampler_gpt-4o_llm_init	0.7823	0.0017	<b>0.7841</b>	290.3605
langchain_gpt-3.5-turbo	0.7783	0.0036	0.7833	<b>46.3041</b>

optuna_patience_5	0.7821	0.0022	0.7832	53.4292
llm-tpe_sampler_gemini-1.5-flash_llm_init	0.7825	0.0028	0.7830	500.5298
optuna	0.7822	0.0034	0.7824	139.9980
langchain_gemini-1.5-flash	0.7811	<b>0.0015</b>	0.7823	121.8819
llm-tpe_sampler_gpt_4o_random_init	<b>0.7826</b>	0.0024	0.7821	225.0228
hyperopt	0.7823	0.0022	0.7821	96.1195
llm-tpe_sampler_gemini-1.5-flash_patience_5_llm_init	0.7811	0.0030	0.7818	112.3831
langchain_claude-3-5-sonnet-20240620	0.7808	0.0035	0.7808	124.8212
gpt-3.5-turbo_intelligent_summary	0.7813	0.0038	0.7787	137.8900
langchain_gpt-4o	0.7789	0.0039	0.7767	185.6399

**Table. 5** *Adult Census LightGBM*

Name	f1-weighted CV (avg)	f1-weighted CV (std)	f1-weighted Test Score	Runtime (sec)
langchain_gemini-1.5-flash	<b>0.7854</b>	0.0036	<b>0.7905</b>	116.4631
optuna	0.7823	<b>0.0023</b>	0.7856	112.3299
llm-tpe_sampler_gemini-1.5-flash_llm_init	0.7822	0.0026	0.7849	322.6164
langchain_gpt-3.5-turb	0.7817	0.0024	0.7839	43.6512
llm-tpe_sampler_gpt_4o_random_init	0.7823	0.0025	0.7837	179.6404
llm-tpe_sampler_gpt-4o_llm_init	0.7824	0.0026	0.7834	150.2636
llm-tpe_sampler_gemini-1.5-flash_patience_5_llm_init	0.7815	0.0024	0.7832	77.4529
hyperopt	0.7826	0.0033	0.7826	150.8927
optuna_patience_5	0.7817	0.0035	0.7813	<b>41.9010</b>
gpt-3.5-turbo_intelligent_summary	0.7809	0.0031	0.7812	123.3474
langchain_gpt-4o	0.7820	0.0025	0.7809	142.4028
langchain_claude-3-5-sonnet-20240620	0.7768	0.0042	0.7803	174.8021

**Table. 6** *Adult Census XGBoost*

Name	MAE CV (avg)	MAE CV (std)	MAE Test Score	Runtime (sec)
langchain_gpt-4o	29.7614	3.9683	<b>57.1713</b>	470.0763
optuna_patience_5	30.7747	<b>3.8875</b>	60.6842	72.4593
langchain_claude-3-5-sonnet-20240620	29.8112	4.5186	61.2840	144.7456
llm-tpe_sampler_gpt-4o_llm_init	29.2870	4.2170	62.1119	533.7698
llm-tpe_sampler_gemini-1.5-flash_patience_5_llm_init	30.3163	4.7755	62.8051	146.8770
llm-tpe_sampler_gemini-1.5-flash_llm_init	29.7375	4.6976	63.0409	697.0788
langchain_gpt-3.5-turbo	<b>29.0524</b>	4.3061	63.8804	125.8076
hyperopt	29.8674	4.2740	64.2410	283.9836
optuna	30.0695	4.0825	65.5113	394.1837

llm-tpe_sampler_gpt_4o_random_init	29.6673	3.9414	66.5668	682.5174
gpt-3.5-turbo_intelligent_summary	30.9468	5.0653	66.6167	93.7758
langchain_gemini-1.5-flash	34.8946	4.7725	67.1382	<b>53.7483</b>

**Table. 7 Bike Sharing LightGBM**

Name	MAE CV (avg)	MAE CV (std)	MAE Test Score	Runtime (sec)
optuna_patience_5	30.5512	5.3048	<b>57.7546</b>	69.2223
langchain_gpt-3.5-turbo	30.4025	4.6744	58.0684	271.5618
llm-tpe_sampler_gemini-1.5-flash_llm_init	29.1444	5.6568	58.4914	598.7993
optuna	29.4815	5.5493	58.9873	585.2356
langchain_gpt-4o	<b>29.1302</b>	4.5332	59.3126	127.7388
llm-tpe_sampler_gemini-1.5-flash_patience_5_llm_init	29.6096	5.8593	59.4832	143.1970
langchain_claude-3-5-sonnet-20240620	31.7193	6.5181	59.7128	235.2488
llm-tpe_sampler_gpt_4o_random_init	29.2148	4.5538	60.6247	456.7232
hyperopt	29.9668	5.0922	61.1801	380.2599
llm-tpe_sampler_gpt-4o_llm_init	29.2030	4.9204	61.6200	338.6348
gpt-3.5-turbo_intelligent_summary	30.8633	4.7353	63.5643	<b>63.3144</b>
langchain_gemini-1.5-flash	31.4117	<b>4.3789</b>	64.7856	73.8788

**Table. 8 Bike Sharing XGBoost**

Name	MAE CV (avg)	MAE CV (std)	MAE Test Score	Runtime (sec)
optuna_patience_5	9.8305	0.3340	<b>9.7416</b>	17.3294
llm-tpe_sampler_gemini-1.5-flash_patience_5_llm_init	9.8419	0.4956	9.8011	117.5278
llm-tpe_sampler_gemini-1.5-flash_llm_init	9.5704	0.5338	9.8064	463.8993
llm-tpe_sampler_gpt_4o_random_init	9.6200	0.4599	9.8774	156.0748
optuna	9.5110	0.3749	9.8793	51.6457
llm-tpe_sampler_gpt-4o_llm_init	9.5747	0.5218	9.8915	138.0469
langchain_gpt-4o	9.6535	0.3437	9.9843	153.3133
gpt-3.5-turbo_intelligent_summary	9.7688	<b>0.2821</b>	9.9930	122.4668
hyperopt	9.6051	0.4492	10.0190	32.2980
langchain_claude-3-5-sonnet-20240620	<b>9.8995</b>	0.3175	10.0505	286.7601
langchain_gpt-3.5-turbo	9.6861	0.3785	10.0641	100.5911
langchain_gemini-1.5-flash	9.6807	0.3618	10.0888	46.7678

**Table. 9 Concrete Strength LightGBM**

Name	MAE CV (avg)	MAE CV (std)	MAE Test Score	Runtime (sec)
hyperopt	9.5924	<b>0.2621</b>	<b>9.8731</b>	136.9792
gpt-3.5-turbo_intelligent_summary	9.6220	0.2933	9.8794	58.3320

llm-tpe_sampler_gpt-4o_llm_init	9.7246	0.3271	9.8932	154.8907
langchain_gpt-3.5-turbo	9.9616	0.2920	9.9059	35.4688
optuna	9.6385	0.2859	9.9103	92.3935
llm-tpe_sampler_gemini-1.5-flash_llm_init	<b>9.5195</b>	0.2857	9.9109	323.2952
llm-tpe_sampler_gpt_4o_random_init	9.5558	0.3240	9.9134	133.4880
llm-tpe_sampler_gemini-1.5-flash_patience_5_llm_init	10.0265	0.3189	9.9726	87.6159
langchain_gemini-1.5-flash	9.9162	0.3374	9.9833	68.9864
langchain_gpt-4o	10.3823	0.3630	10.0358	147.3142
optuna_patience_5	10.4088	0.2988	10.1336	<b>26.0061</b>
langchain_claude-3-5-sonnet-20240620	10.8452	0.3128	10.1716	141.7886

**Table. 10 Concrete Strength XGBoost**

Name	MAE CV (avg)	MAE CV (std)	MAE Test Score	Runtime (sec)
hyperopt	43.2999	22.7365	<b>99.4970</b>	302.9521
llm-tpe_sampler_gpt_4o_random_init	<b>41.8082</b>	22.0752	110.3268	595.5142
llm-tpe_gemini-1.5-flash_llm_init	42.2599	22.2163	112.1581	633.0926
optuna_patience_5	44.9908	23.2392	112.6315	73.1650
llm-tpe_sampler_gpt-4o_llm_init	42.8380	22.6716	116.0518	270.5122
langchain_gemini-1.5-flash	44.7903	23.8123	116.5710	<b>32.4068</b>
llm-tpe_sampler_gemini-1.5-flash_patience_5_llm_init	43.1187	22.1410	118.6311	265.8415
optuna	42.5948	22.4414	125.5641	265.0872
langchain_gpt-4o	43.3435	22.2192	135.4801	121.5348
langchain_claude-3-5-sonnet-20240620	42.7568	<b>21.1003</b>	143.6961	375.1142
langchain_gpt-3.5-turbo	42.8751	23.1270	145.0990	60.4300
gpt-3.5-turbo_intelligent_summary	43.4206	21.9066	157.1979	64.0769

**Table. 11 Energy LightGBM**

Name	MAE CV (avg)	MAE CV (std)	MAE Test Score	Runtime (sec)
gpt-3.5-turbo_intelligent_summary	43.6496	24.0660	<b>136.7344</b>	119.0081
llm-tpe_sampler_gemini-1.5-flash_llm_init	43.1632	24.3573	140.5762	637.3635
hyperopt	43.3675	25.4031	141.2623	796.4342
optuna_patience_5	42.7849	25.3585	142.9360	183.8131
langchain_gpt-3.5-turbo	43.3944	23.8858	157.4147	<b>139.1995</b>
optuna	<b>42.7662</b>	23.2431	160.7597	380.7334
llm-tpe_sampler_gpt_4o_random_init	42.7945	24.7915	162.0911	592.1053
langchain_gpt-4	46.5245	24.6660	163.9273	246.2754
langchain_gemini-1.5-flash	43.1292	25.1290	164.9638	346.4641

llm-tpe__sampler_gpt-4o_llm_init	43.2021	24.3727	180.3868	410.8723
llm-tpe_sampler_gemini-1.5-flash_patience_5_llm_init	44.7953	26.9335	197.3804	277.2964
langchain_claude-3-5-sonnet-20240620	48.5841	<b>19.3302</b>	198.2501	733.8515

**Table. 12 Energy XGBoost**

Name	MAE CV (avg)	MAE CV (std)	MAE Test Score	Runtime (sec)
langchain_gpt-4o	6.2537	<b>0.4346</b>	<b>5.5975</b>	304.1739
gpt-3.5-turbo_intelligent_summary	6.1245	0.4646	5.6220	617.1849
llm-tpe__sampler_gpt_4o_random_init	6.1136	0.4420	5.6316	1162.6688
langchain_claude-3-5-sonnet-20240620	6.1581	0.4878	5.6566	978.5268
llm-tpe_sampler_gemini-1.5-flash_llm_init	6.1457	0.5051	5.6703	1685.1170
llm-tpe_sampler_gemini-1.5-flash_patience_5_llm_init	6.1518	0.4420	5.6930	246.5635
langchain_gpt-3.5-turbo	<b>6.1088</b>	0.4396	5.7099	450.3117
langchain_gemini-1.5-flash	6.4423	0.6121	5.7213	<b>92.9729</b>
optuna_patience_5	6.2121	0.5002	5.7726	314.6269
llm-tpe_sampler_gpt-4o_llm_init	6.1426	0.5191	5.8724	826.1807
optuna	6.1575	0.5371	5.9046	584.7775
hyperopt	6.1460	0.5523	5.9169	610.3274

**Table. 13 M5 LightGBM**

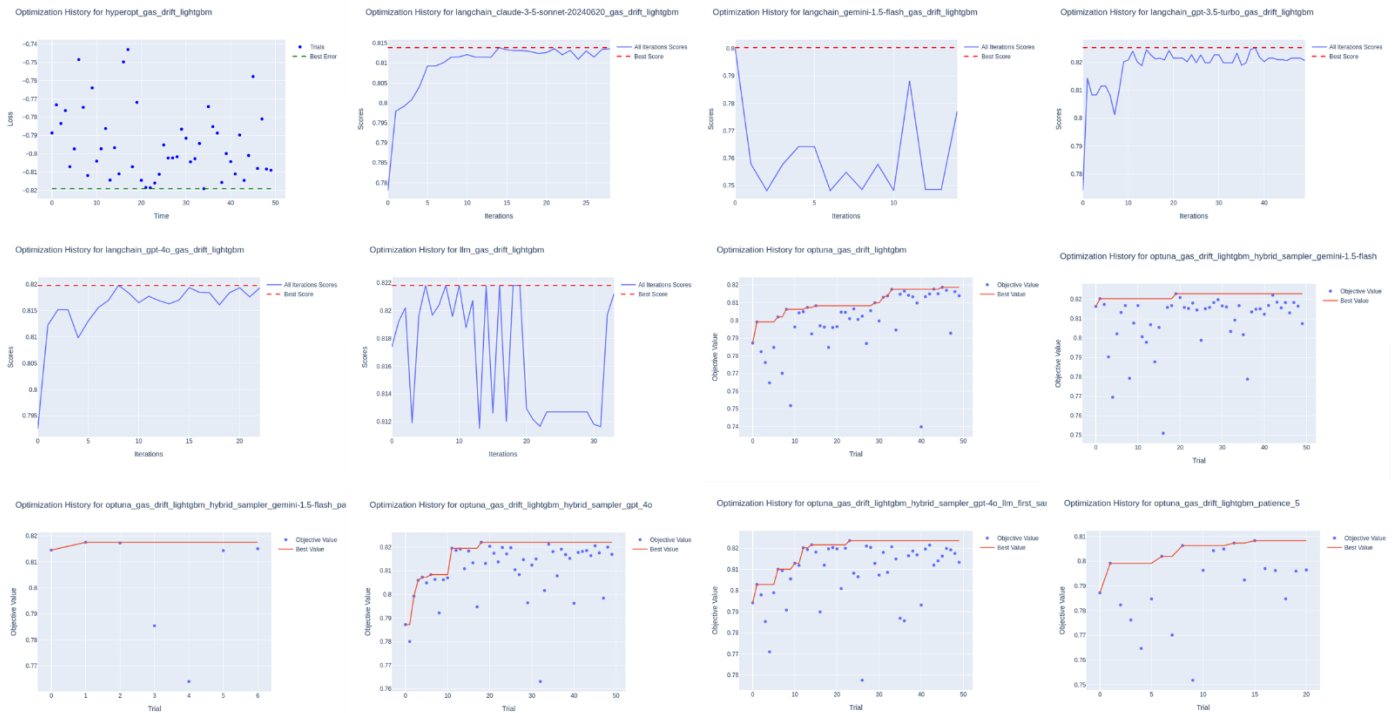
Name	MAE CV (avg)	MAE CV (std)	MAE Test Score	Runtime (sec)
hyperopt	6.0534	0.4165	5.6242	1622.2680
langchain_gpt-4o	6.1391	0.4157	5.6706	584.0305
llm-tpe_sampler_gpt_4o_random_init	5.9907	0.4192	5.7014	2421.8022
llm-tpe_sampler_gemini-1.5-flash_patience_5_llm_init	6.0500	0.4114	5.7274	371.7973
llm-tpe_sampler_gpt-4o_llm_init	6.0147	0.4265	5.7366	2004.5480
langchain_gemini-1.5-flash	6.0264	0.4298	5.7672	1438.7447
llm-tpe_sampler_gemini-1.5-flash_llm_init	6.0215	0.4887	5.7688	3210.9288
langchain_claude-3-5-sonnet-20240620	6.0525	0.4458	5.8003	769.2452
gpt-3.5-turbo_intelligent_summary	6.2244	0.5077	5.8178	161.2747
langchain_gpt-3.5-turbo	6.0747	0.4879	5.8179	2407.6403
optuna_patience_5	6.0656	0.5255	5.9303	343.5303
optuna	6.0656	0.5255	5.9303	1434.4926

**Table. 14 M5 XGBoost**

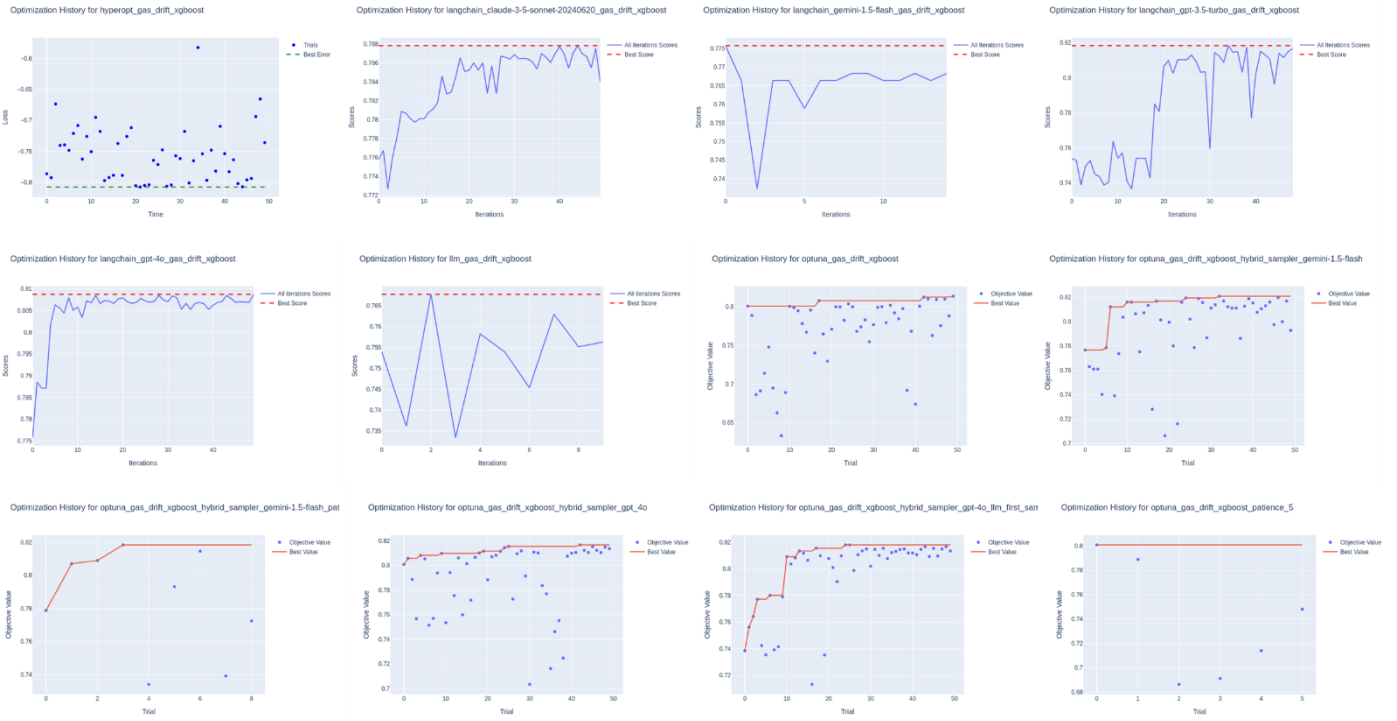
### D. Optimization History Plots

As in Appendix C, each dataset and machine learning model combination has 14 different experiments. However, there are slight differences in model names:

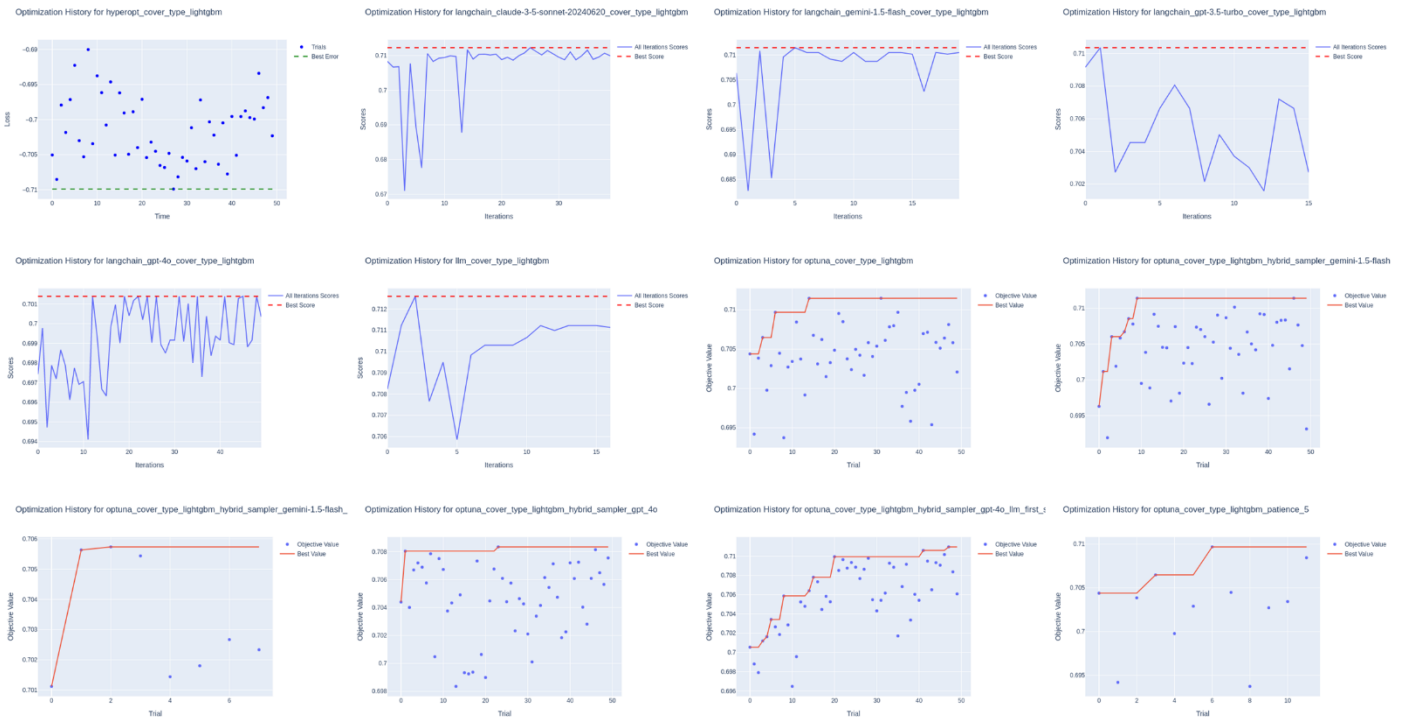
- Method descriptions contain the dataset and ML model names as well
- SLLMBO with Fully LLM-powered Methods and Intelligent Summary method is represented as ‘llm,’ ex: ‘llm\_gas\_drift\_lightgbm’
- SLLMBO with LLM-TPE Sampler methods additionally contain ‘optuna’ at the beginning of their names as LLM-TPE sampler is used as an alternative sampler for Optuna instead of TPE



**Fig. 2 Gas Drift LightGBM**

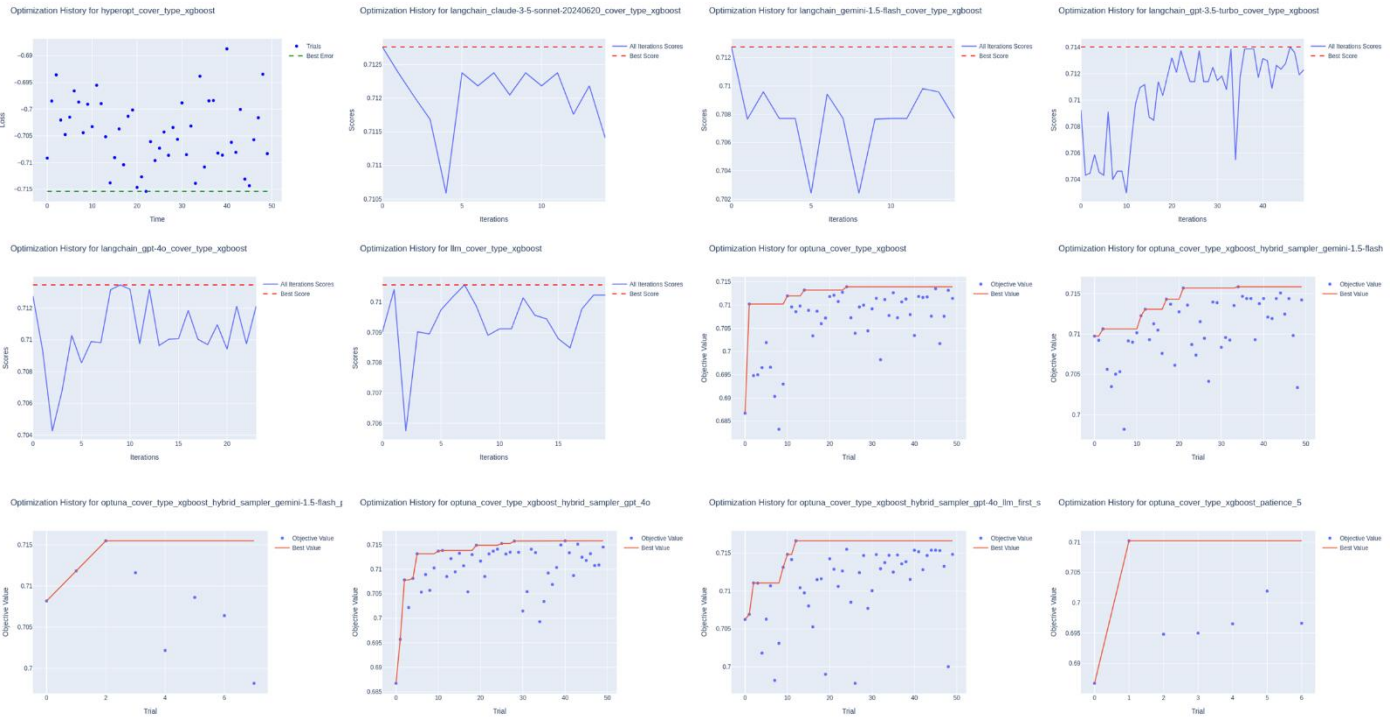


**Fig. 3** Gas Drift XGBoost

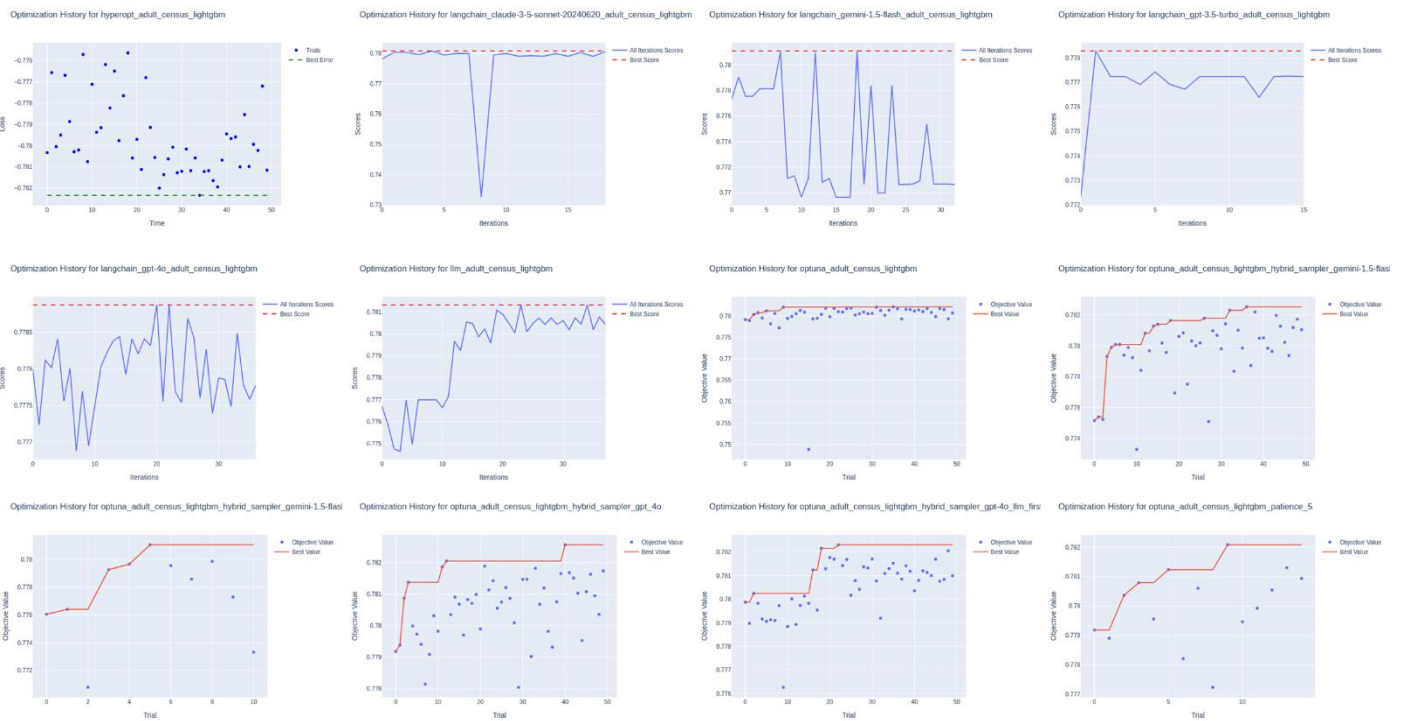


**Fig. 4** Cover Type LightGBM

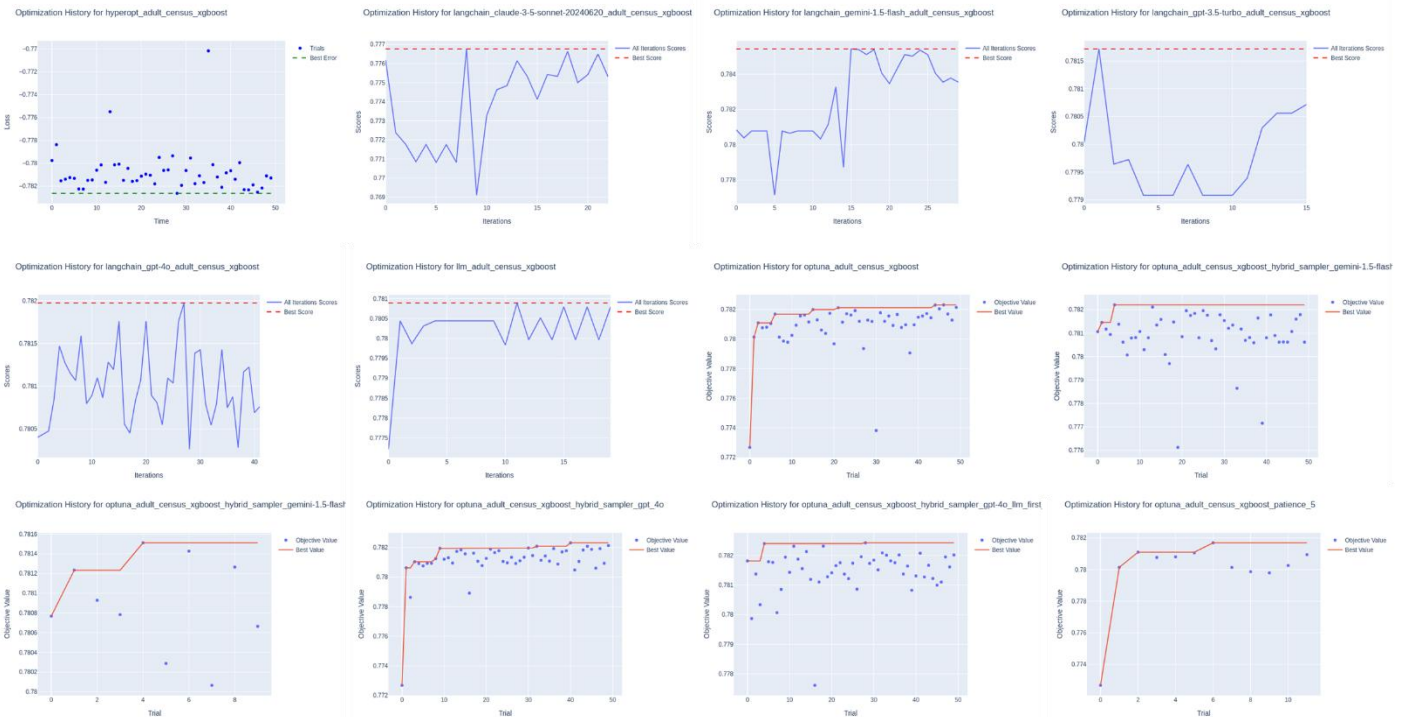




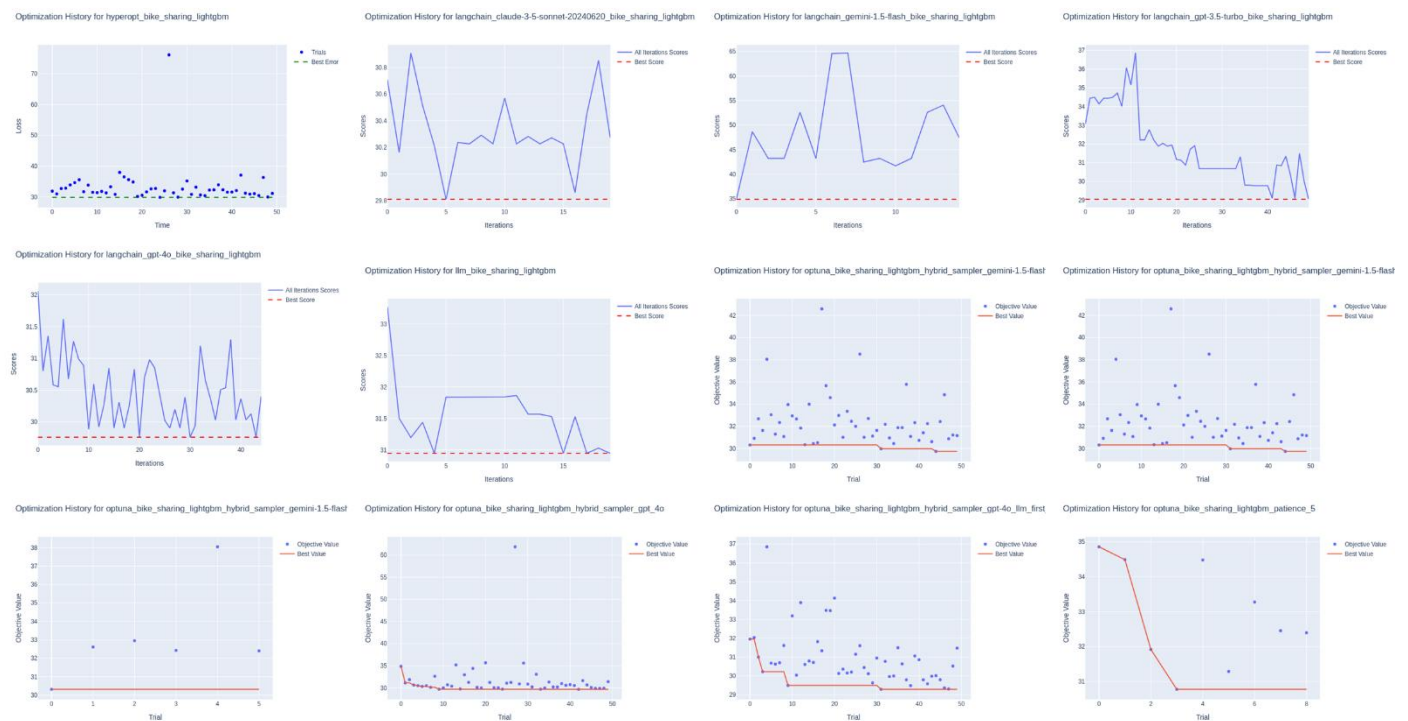
**Fig. 5** *Cover Type XGBoost*



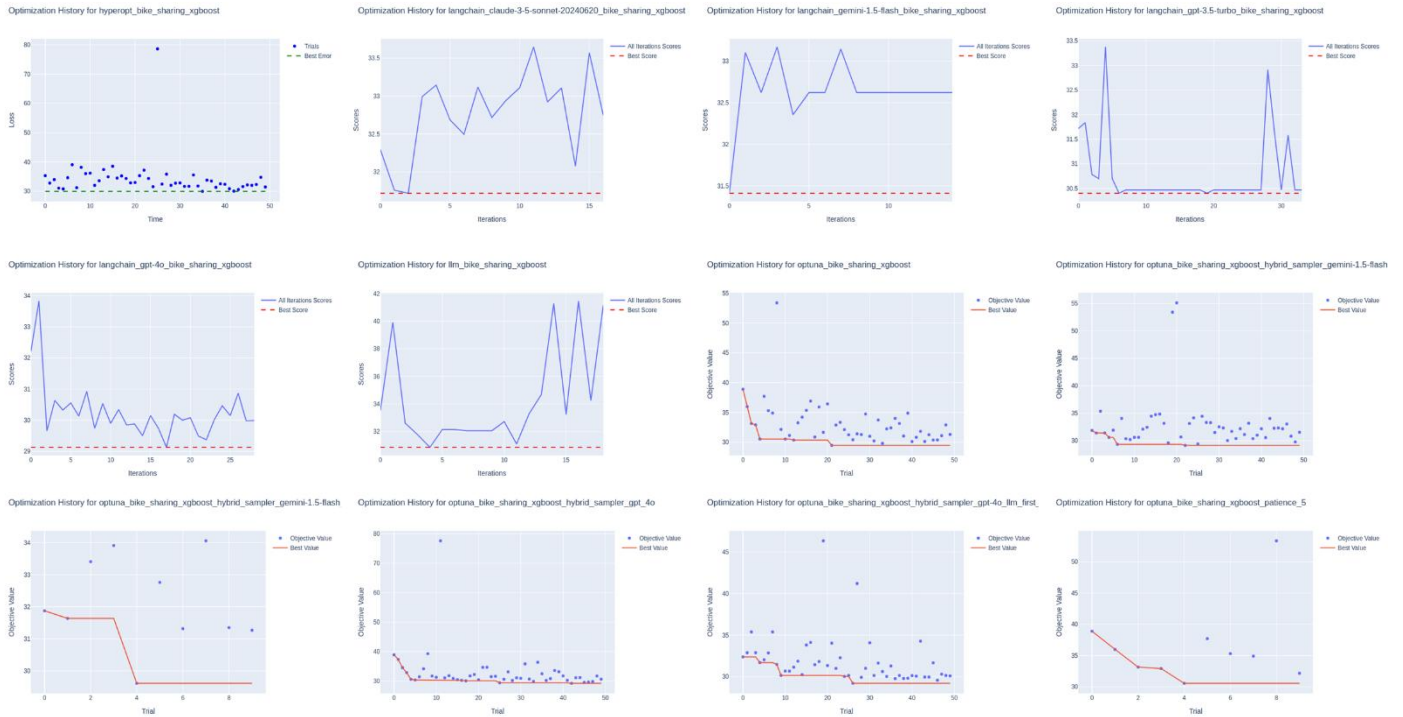
**Fig. 6** *Adult Census LightGBM*



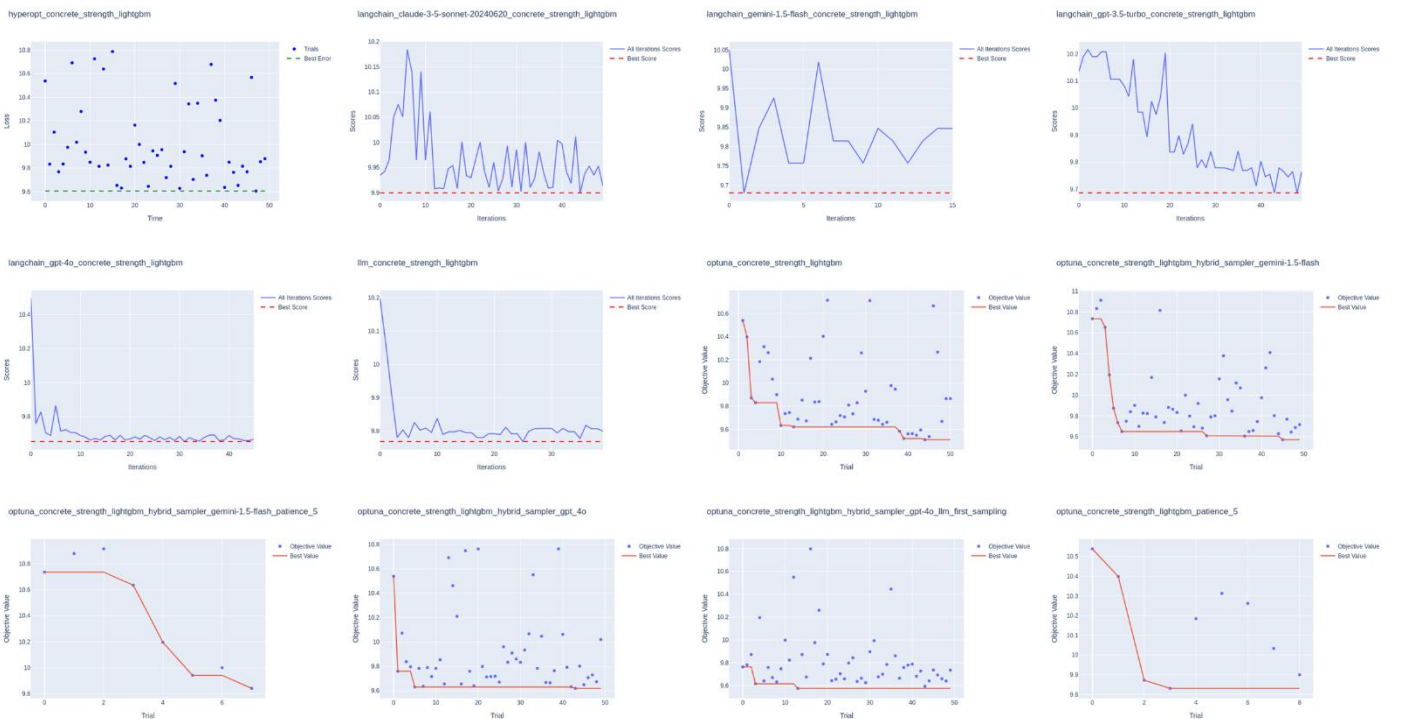
**Fig. 7** *Adult Census XGBoost*



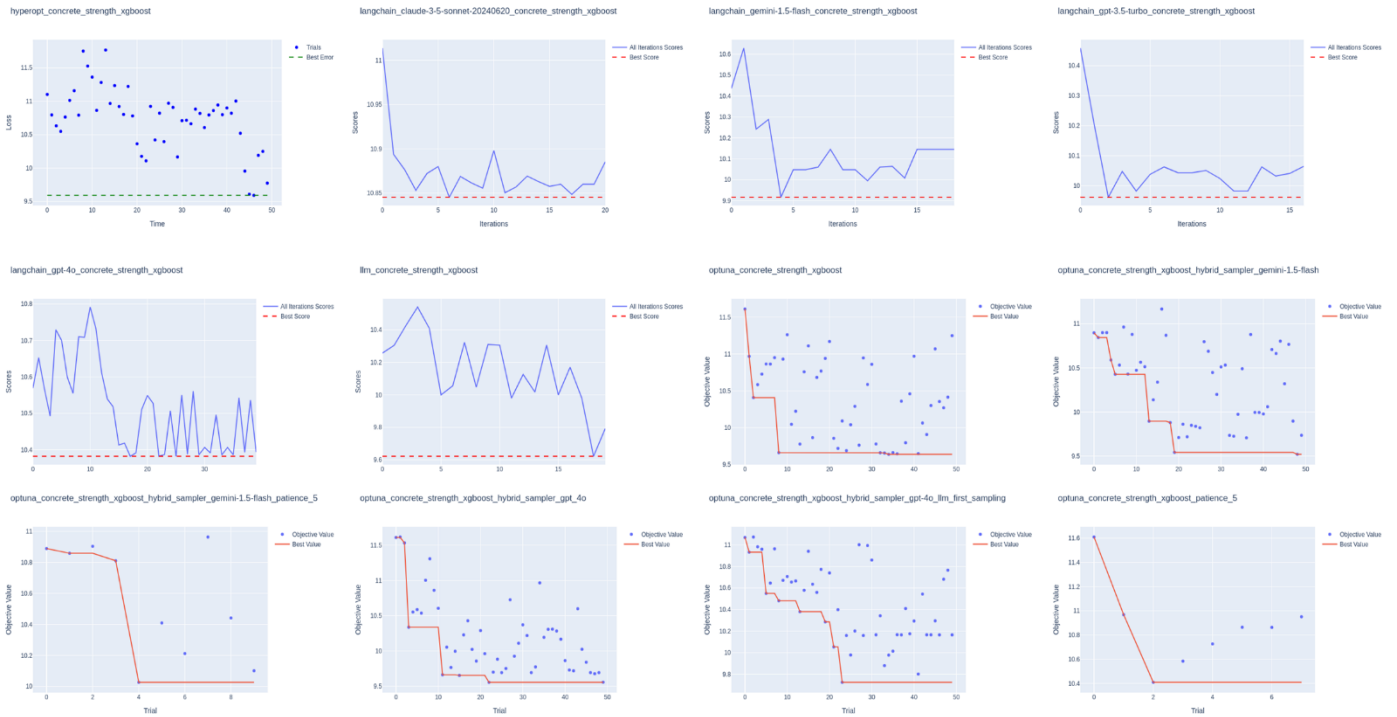
**Fig. 8** *Bike Sharing LightGBM*



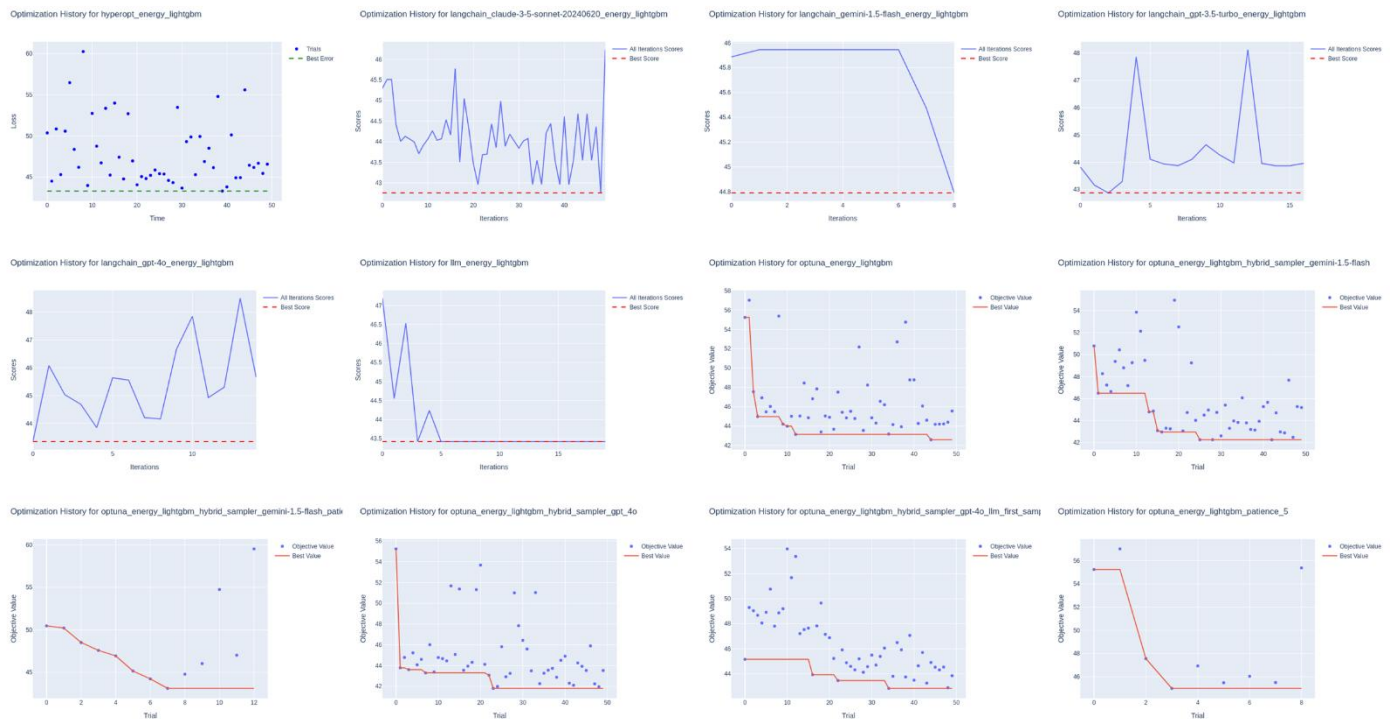
**Fig 9** *Bike Sharing XGBoost*



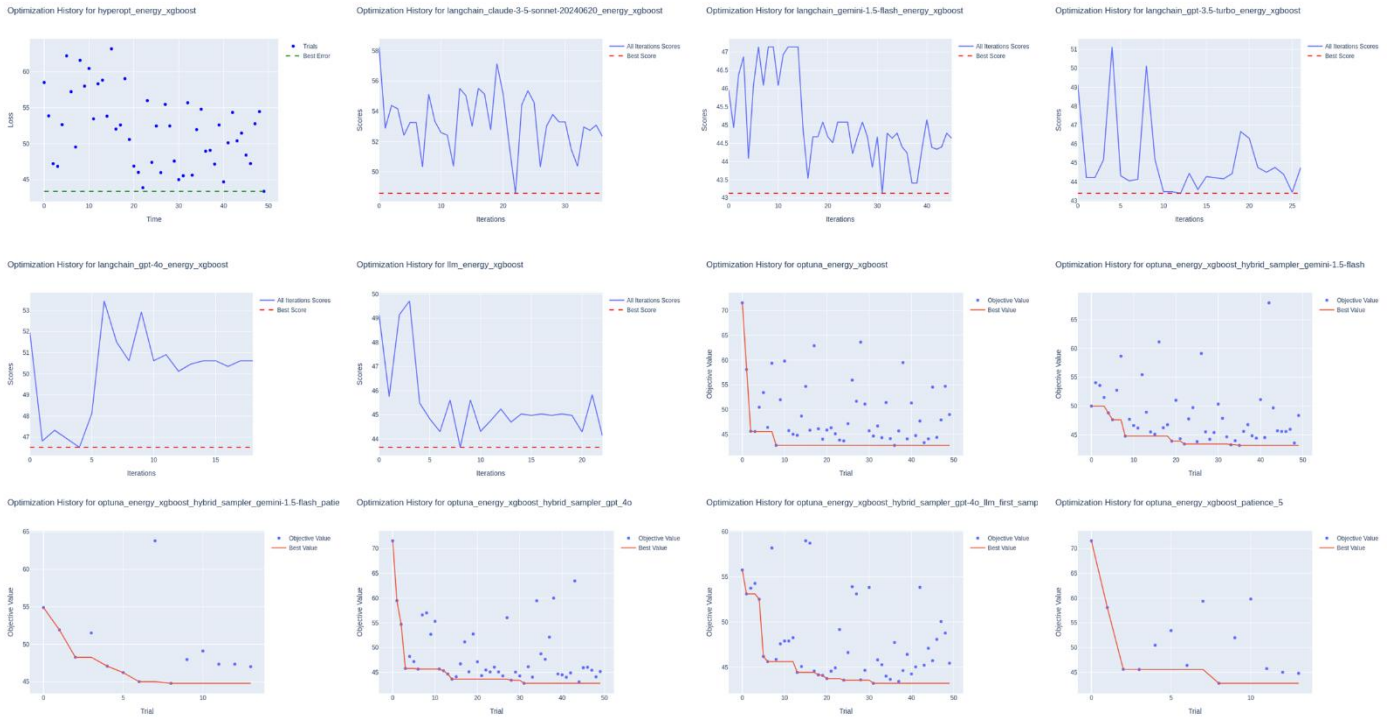
**Fig 10** *Concrete Strength LightGBM*



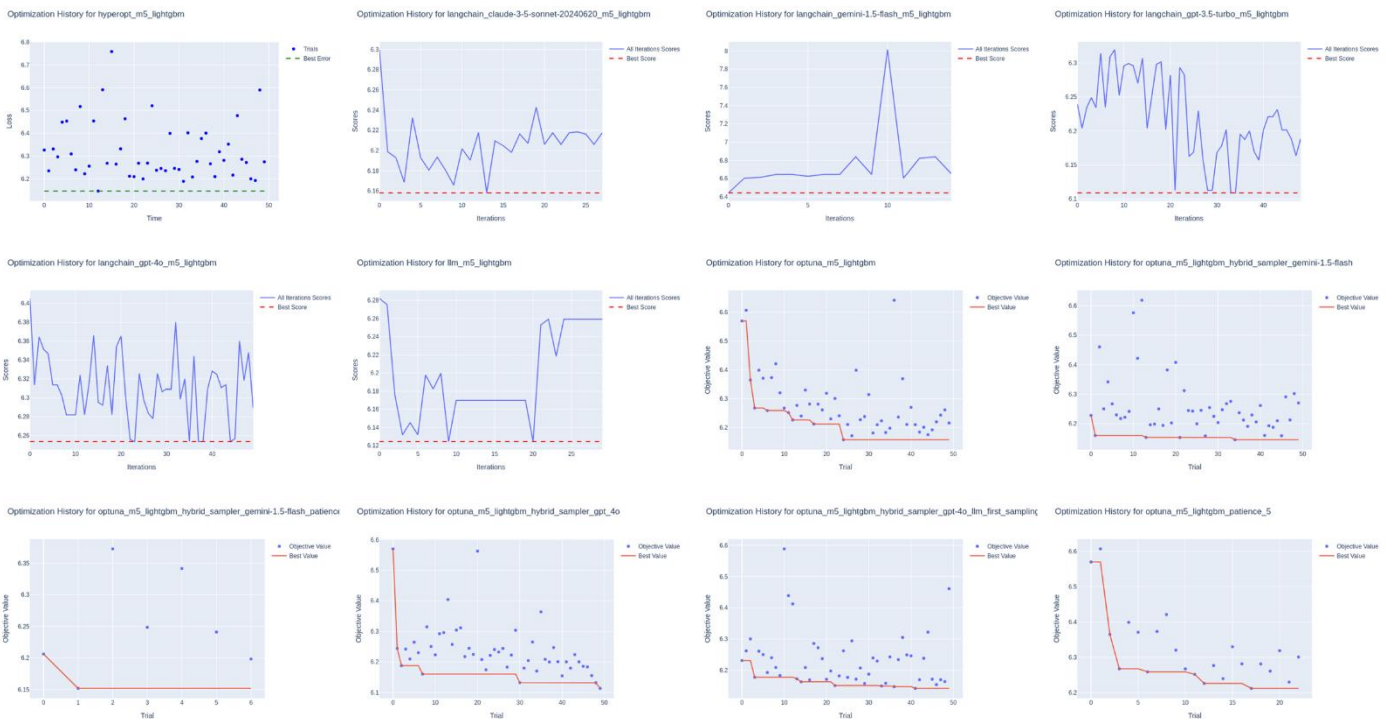
**Fig. 11** *Concrete Strength XGBoost*



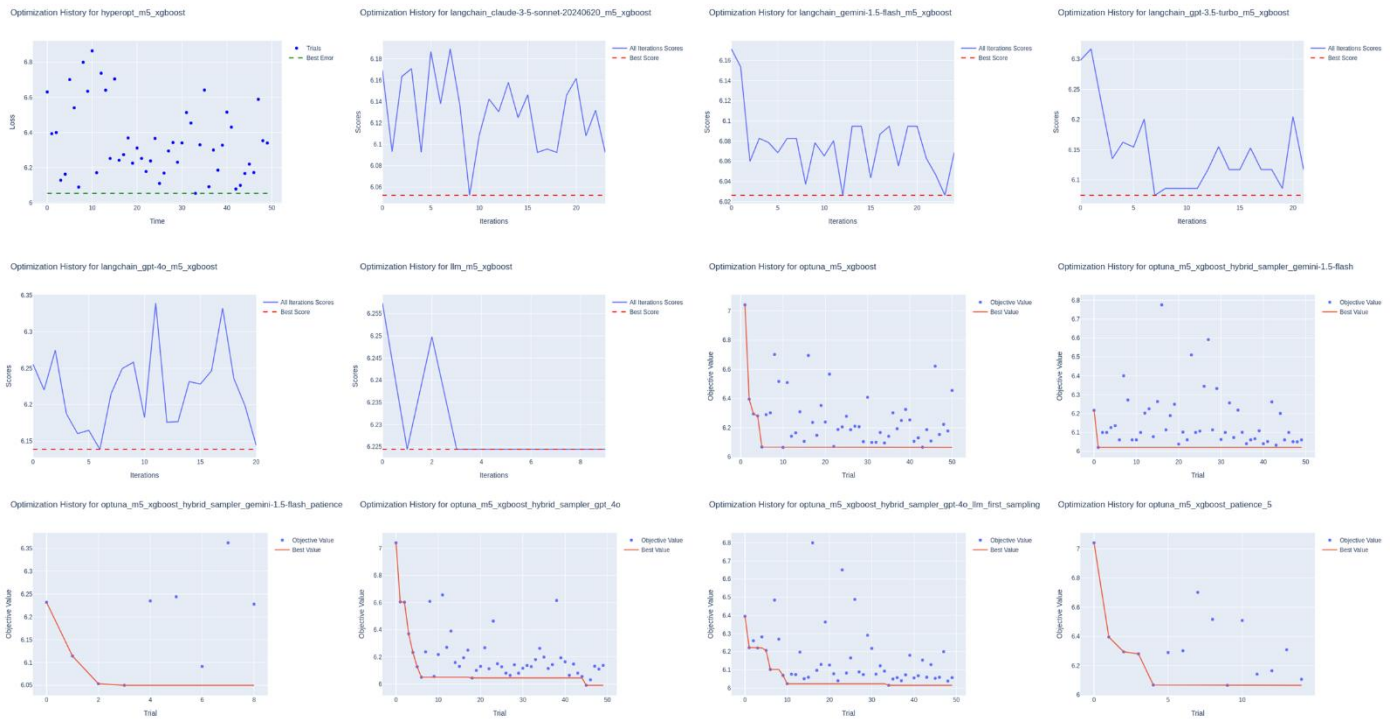
**Fig. 12** *Energy LightGBM*



**Fig. 13** *Energy XGBoost*



**Fig. 14** *M5 LightGBM*



**Fig. 15** M5 XGBoost