

# AGENTFORGE: A Flexible Low-Code Platform for Reinforcement Learning Agent Design

Francisco E. Fernandes Jr.<sup>1</sup> <sup>a</sup> and Antti Oulasvirta<sup>1</sup> <sup>b</sup>

<sup>1</sup>*Department of Information and Communications Engineering, Aalto University, Espoo, Finland*  
 {francisco.fernandesjunior, antti.oulasvirta}@aalto.fi

**Keywords:** Reinforcement Learning, Agents, Parameter Optimization, Bayesian Optimization, Particle Swarm Optimization.

**Abstract:** Developing a reinforcement learning (RL) agent often involves identifying effective values for a large number of parameters, covering the policy, reward function, environment, and the agent’s internal architecture, such as parameters controlling how the peripheral vision and memory modules work. Critically, since these parameters are interrelated in complex ways, optimizing them can be viewed as a black box optimization problem, which is especially challenging for non-experts. Although existing optimization-as-a-service platforms (e.g., Vizier, Optuna) can handle such problems, they are impractical for RL systems, as users must manually map each parameter to different components, making the process cumbersome and error-prone. They also require deep understanding of the optimization process, limiting their application outside ML experts and restricting access for fields like cognitive science, which models human decision-making. To tackle these challenges, we present AGENTFORGE, a flexible low-code framework to optimize any parameter set across an RL system. AGENTFORGE allows the user to perform individual or joint optimization of parameter sets. An optimization problem can be defined in a few lines of code and handed to any of the interfaced optimizers. We evaluated its performance in a challenging vision-based RL problem. AGENTFORGE enables practitioners to develop RL agents without requiring extensive coding or deep expertise in optimization.


## 1 INTRODUCTION


Developing reinforcement learning (RL) agents is important not only for advancements in machine learning (ML) but also for fields such as cognitive sciences, which is increasingly using RL to model cognitive mechanisms (Eppe et al., 2022). One of the challenging aspects of this development is optimizing a broad and complex array of parameters that influence agent behavior and performance, a complex black box optimization problem for non-ML experts.

Embodied RL agents, which interact with their environments through sensors and actuators, are a point in case. These agents are modeled as Partially Observable Markov Decision Processes (POMDPs) (Eppe et al., 2022; Deglurkar et al., 2023) and are used in real-world tasks such as autonomous

driving (De Morais et al., 2020), robotic navigation (Shahria et al., 2022), and human-computer interaction (Jiang et al., 2024). These models involve not only the parameters of the policy but several others controlling, among others, the reward function. In contrast, optimization of models in other ML fields is often more straightforward, as practitioners need to tune a smaller set of parameters mostly related to training. Sometimes parameter optimization is not just a matter of performance. Parameters that are explainable (e.g., reward weights) are a key to engineering explainable and trustworthy AI systems.

Our long-term goal is to provide non-ML expert practitioners with the ability to optimize all parameters in a RL system, either *jointly* or *individually*, based on their specific problem. This capacity is important, because evidence suggests that even subtle adjustments to the implementation of RL algorithms, like reward clipping or observation normalization, can affect performance (Engstrom et al., 2020). Furthermore, careful selection of parameters can sometimes improve performance more than the choice of RL algorithm itself (Andrychowicz et al., 2020; Paine et al.,

<sup>a</sup>  <https://orcid.org/0000-0003-2301-8820>

<sup>b</sup>  <https://orcid.org/0000-0002-2498-7837>

<sup>1</sup>This preprint was submitted to the 17th International Conference on Agents and Artificial Intelligence (ICAART’2025) and is currently under review. Conference website: <https://icaart.scitevents.org>.

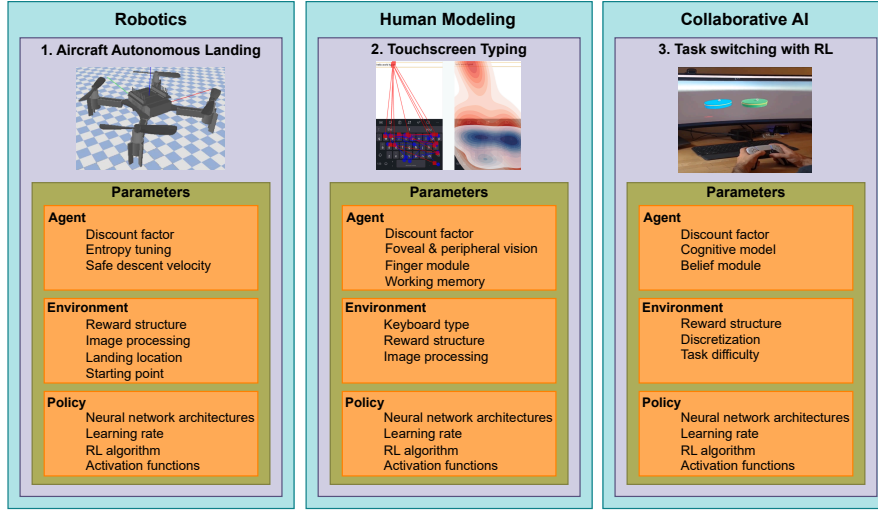


Figure 1: Three examples of RL agent applications in Robotics (Ladosz et al., 2024), Human Modeling (Shi et al., 2024), and Collaborative AI (Lingler et al., 2024), highlighting the number of parameters involved in agent design today. Parameters are categorized as *Agent*, *Environment*, or *Policy*. The lists of parameters are non-exhaustive, and practitioners have to choose many more.

2020; Yang and Yin, 2021). In embodied RL agents in particular, the deep neural networks have many parameters that are sensitive to optimization (Fetterman et al., 2023). Figure 1 presents some examples of agents’ applications and some of the parameters that a practitioner would need to choose during their development phase. More generally, these parameters can be roughly categorized in the following classes:

1. **Agent design**, which control the internal functions of the RL agent, including the discount factor, the entropy coefficient, and the size of the observation window;
2. **Environment settings**, which define the task itself, such as the field of view, and the reward structure;
3. **Policy parameters**, such as the architecture of the neural networks, learning rate, and activation functions.

Thus, we present AGENTFORGE<sup>2</sup>, a flexible low-code platform targeted specifically for developing complex RL systems by domain experts with no solid background in optimization or ML. The focus in a low-code platform is becoming increasingly relevant as professionals in fields outside of ML, such as cognitive and behavioral sciences, are starting to use RL systems to model human cognition and behavior (Eppe et al., 2022; Nobandegani et al., 2022). Beyond offering a low-code specification of the op-

timization problem, AGENTFORGE provides rapid iteration by allowing developers to quickly ‘prototype’ an RL design, optimize it, and examine results. Its flexibility builds on its ability to accommodate a wide range of RL systems, from simple fully observable models to more complex, embodied RL agents. Users are only required to define their custom environment, objective function, and the parameters they wish to optimize in two files. The objective function, which guides the optimization process, can be the average reward per episode or any other criterion defined by the practitioner. The platform then automatically converts these inputs into an optimization problem that defines how the agent is trained and evaluated. In this first version, the software offers three popular optimization techniques: Random Search, Bayesian Optimization (BayesOpt) and Particle Swarm Optimization (PSO); however, this set can be extended.

Obviously, the challenge of parameter optimization is shared across areas of ML, which has promoted the development of numerous services and frameworks. Notable examples include BoTorch (Balandat et al., 2020), Scikit-Optimize (scikit-optimize, 2024), Optuna (Akiba et al., 2019), and Google Vizier (Song et al., 2023). However, these platforms primarily cater to users with substantial knowledge of ML and statistics. They are also complex to use with RL agents, because it is not easy to devise an objective function when there are many parameters distributed across different system components. This motivates *low-code solutions*, such the one we present here. Such tools can enable users to focus on designing

<sup>2</sup>A link to the AGENTFORGE platform can be found here: <https://github.com/feferna/AgentForge>

effective agents without the burden of mastering optimization techniques, which is especially important given the high dimensionality of sensory inputs and the dynamic environments RL agents operate in.

We evaluated AGENTFORGE by jointly optimizing the parameters of a pixel-based version of the classical Lunar Lander agent from the Gymnasium library (Towers et al., 2024), a POMDP where the agent must infer the state from raw pixel values. This agent presents parameters from all three categories cited earlier—agent, environment, and policy—demonstrating AGENTFORGE’s ability to handle diverse and complex parameter sets. Additionally, we show how easily an optimization problem can be specified, highlighting the platform’s easiness and flexibility.

The remainder of this paper presents AGENTFORGE in detail and is structured as follows: Section 2 reviews related works on traditional parameter tuning methods, their application in ML application, and limitations. Section 3 details our proposed platform, including what inputs are required from the user and how the optimization is performed. Section 4 describes the evaluation setup, including the application of AGENTFORGE to the proposed pixel-based Lunar Lander agent and its configuration. Section 5 presents the results achieved, while Section 6 discusses the implications for RL agents. Finally, Section 7 summarizes the main findings, discusses current limitations, and suggests directions for future research.

## 2 RELATED WORKS

RL is used not only in ML but various other communities, including Robotics, Cognitive Science, and Human-Computer Interaction. Robotics emphasizes optimizing real-world sensorimotor interactions (Shang and Ryoo, 2023), while cognitive science concentrates on modeling human decision-making (Chandramouli et al., 2024). Table 1 presents a more detailed view of different tasks and community’s needs when developing RL systems. Despite these domain-specific differences, the common challenge of optimizing large parameter spaces and adapting to dynamic environments highlights the growing need for flexible, low-code platforms that facilitate the development of RL agents across disciplines.

This work falls within the growing field of Automated RL (AutoRL), which aims to automate the design and optimization of RL algorithms and parameters. Despite recent advancements, surveys show that AutoRL is still an open field (Parker-Holder et al., 2022; Afshar et al., 2022). Recent platforms like

AutoRL-Sim (Souza and Ottoni, 2024) and the parameter tuning method using genetic algorithms (GA) by (Cardenoso Fernandez and Caarls, 2018) have been developed for AutoRL. However, these platforms focus mainly on simple RL tasks, such as combinatorial problems. They do not handle a wide range of parameters related to *agents*, *environments*, and *policies*. Their scope is limited compared to more complex, real-world RL tasks, which cover diverse domains and dynamic environments.

Nevertheless, several optimization techniques (optimizers) are widely used in AutoRL research, including Random Search, BayesOpt, and PSO. Random Search is simple and has been shown to outperform Grid Search by exploring a broader range of configurations in the same timeframe (Bergstra and Bengio, 2012). However, it lacks the ability to exploit promising regions effectively. BayesOpt, in contrast, uses probabilistic models to predict and explore the most promising areas in the search space, making parameter optimization more efficient (Snoek et al., 2012; Frazier, 2018). This technique is popular in frameworks like Ax, Optuna, and Google Vizier (Facebook Open Source, 2024; Akiba et al., 2019; Song et al., 2023), although it struggles in high-dimensional environments (Shahriari et al., 2016). PSO, inspired by swarm behavior, performs well in large, continuous parameter spaces but can sometimes converge too early in complex problems (Kennedy and Eberhart, 1995; Poli et al., 2007). Choosing between these techniques often depends on the specific needs and challenges of the task.

Moreover, existing RL solvers, such as Stable-Baselines3 (Raffin et al., 2021) and CleanRL (Huang et al., 2022), offer powerful agent training implementations but can be cumbersome when adapting agents to highly specialized tasks. Customizing agent behavior across different domains often requires deep architectural changes. These modifications demand significant programming expertise and a strong understanding of RL internals.

These challenges highlight the need for platforms like AGENTFORGE, which simplify the RL agent design process and provide automated optimization strategies to address diverse community needs. In this sense, we leverage Random Search, BayesOpt, and PSO to provide a flexible, low-code interface to RL joint parameter optimization. AGENTFORGE, then, enables users to easily compare and apply different optimization strategies for the development of a diverse range of RL agents.

Table 1: Examples of RL agents and their parameterized modules, illustrating the diversity of parameter types distributed across multiple components. The listed modules are examples and not an exhaustive list, emphasizing the complex and fragmented nature of parameter optimization in RL systems.

Model	Agent/Environment	Parameterized Modules	Example Use Case	Typical User
MDP	Gymnasium Toy Environments (Towers et al., 2024)	Environment Dynamics Reward Structure Policy Network Value Network	Achieving the highest reward in a well-defined environment	Machine Learning Researcher Robotics Researcher
POMDP	ActiveVision-RL (Shang and Ryoo, 2023)	Observation Size Persistence-of-Vision Sensorimotor Reward Motor Q-Network Sensory Q-Network	Visual attention modeling in complex environments	Machine Learning Researcher Robotics Researcher
	CRTypist (Shi et al., 2024)	Foveal Vision Peripheral Vision Finger Movement Working Memory Reward Structure Neural Networks	Simulating touchscreen typing behavior	Designer Accessibility Researcher Cognitive Scientist Behavioral Scientist
	Blind User Model (Li et al., 2023)	Memory Model Auditory Feedback -Network Reward Structure	Simulating blind users' touch-based menu selection performance	Designer Accessibility Researcher Cognitive Scientist Behavioral Scientist
	Aircraft Autonomous Landing (Ladosz et al., 2024)	Descent velocity Frame stack Image resolution Q-Network Reward Structure	Automating aircraft landings with vision-based reinforcement learning	Machine Learning Researcher Robotics Researcher
	Compositional Learning-based Planning (Deglurkar et al., 2023)	Transition model Observation density model Particle proposer model Monte Carlo Tree Search Reward Structure	Hierarchical planning for complex task sequences in dynamic environments	Machine Learning Researcher Robotics Researcher
	EyeFormer (Jiang et al., 2024)	Inhibition-of-Return (IoR) Vision Encoder Fixation Decoder Optimization Constraints Neural Networks Reward Structure	Modeling visual attention and eye movement behavior for UI optimization	Designer Accessibility Researcher Cognitive Scientist Behavioral Scientist

### 3 PROPOSED FRAMEWORK

#### 3.1 Overview

AGENTFORGE enables flexible low-code specification of an optimization problem in RL. Its design was guided by the following engineering objectives:

- **Low-Code:** Users need only to provide configuration files specifying the parameters to be optimized, a customized environment, and a method for evaluating the agent’s performance. This setup allows users to efficiently leverage the platform without needing deep expertise in optimization techniques.
- **Integration:** Allows the incorporation of custom RL environments and evaluation methods for diverse application scenarios. The platform can be easily used with any environment following the Gymnasium API.
- **Flexibility:** Support for various optimization methods, which includes Random Search,

BayesOpt, and PSO, allowing users to choose the approach that best suits their needs. This flexibility is demonstrated by the fact that each method can be easily swapped and configured via the provided configuration files without modifying the core codebase. Users can select an optimization strategy based on their specific problem requirements, illustrating the flexibility of the platform to different scenarios.

- **Parallelization:** Capability to evaluate multiple candidate solutions concurrently, significantly reducing optimization time. This is achieved by leveraging parallelization features of the Optuna framework and custom optimization methods, allowing the platform to explore multiple configurations simultaneously. This concurrency is especially beneficial for large-scale RL problems.

The overall optimization process consists of two loops, as illustrated in Figure 2. The outer loop is responsible for optimizing the parameters using the selected optimization method. In contrast, the inner

**Data:** Optimization Settings (Optimizer, Number of Trials, Training Budget, Evaluation Interval, etc.), Customized environment, Evaluation Method

**Result:** Optimized parameters for RL agent

```
1 Initialize optimization algorithm with custom
  environment;
2 for trial = 1 to Number of Trials do
3   Generate candidate parameter set using
    optimization algorithm;
4   Initialize RL agent with current
    parameters;
5   for t = 1 to Training Budget do
6     Interact agent with environment;
7     Collect experiences;
8     Update agent policy;
9     if t is a multiple of Evaluation
      Interval then
10      Evaluate agent performance;
11      Record performance metrics;
12      Update optimization algorithm
        with performance metrics;
13   Update optimization algorithm with final
    performance metrics;
14 return best parameters found
```

Algorithm 1: Overview of the AGENTFORGE Platform.

loop focuses on training the RL agent. This includes interactions with the environment and periodic performance evaluations. Algorithm 1 provides an overview of the proposed framework. The following subsections will offer further details about the framework, including its implementation and the optimization algorithms.

## 3.2 Specifying an Optimization Task

To effectively use AGENTFORGE, users need to provide three key components: a configuration settings, a customized environment, and an evaluation method.

First, users must supply an YAML configuration file, which is essential for specifying the optimization setup. This file should detail the parameters to be optimized, including the type of each parameter—whether it pertains to the *agent*, *environment*, or *policy*. Users define the boundaries for each parameter, specifying if they are integers or floats. Additionally, the configuration file allows users to set ranges for the agent’s training hyperparameters, such as learning rates and discount factor, and to select the optimization algorithm, *e.g.*, Random Search, BayesOpt, or PSO. Importantly, AGENTFORGE also supports the optimization of neural network architec-

tures used in the policy and value networks. Users can define the minimum and maximum number of layers and the number of neurons per layer in these networks, facilitating a more comprehensive search for optimal network structures.

Next, in a Python script, users need to implement a custom RL environment compatible with the Stable-baselines3 library. It must adhere to the standard interface, defining action and observation spaces, and include methods for resetting and stepping through the environment. The users needs to write a function that can create a training environment to the agent. While we presently support only the popular Python library Stable-Baselines3, future versions of AGENTFORGE may extend compatibility to other libraries.

Finally, an evaluation method is required to assess the performance of the trained agent, also supplied as a Python script. Users must provide a function that measures and reports metrics such as reward or success rate. This evaluation function integrates with AGENTFORGE to ensure that performance metrics are collected and used effectively during the optimization process. The user may also supply an optional function to record a video of the performance of the agent for a certain number of episodes in the given environment.

With these three components, summarized in Figure 2, the platform can optimize RL agents efficiently.

## 3.3 Optimization Algorithms

AGENTFORGE integrates multiple popular optimization algorithms, including Random Search, BayesOpt, and PSO. While we provide these three as examples, the framework is designed to be adaptable and can be extended to include other popular optimization techniques. These algorithms offer diverse strategies for exploring parameter spaces and are suitable for various RL scenarios.

**Random Search:** This method serves as a baseline in our platform due to its simplicity and ease of implementation. It randomly samples the parameter space, which ensures diverse exploration but lacks efficiency in identifying optimal regions. Random Search is particularly useful for initial comparisons when testing other, more sophisticated algorithms.

**BayesOpt:** It provides a more structured approach to RL parameter optimization. Leveraging probabilistic models (like Gaussian Processes), it directs the search towards promising regions of the parameter space. Our platform uses the Tree-structured Parzen Estimator (TPE), which is better suited for

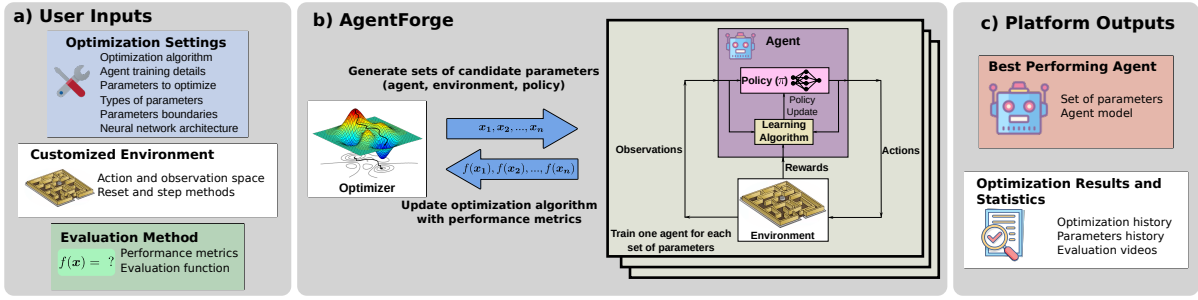


Figure 2: AGENTFORGE platform overview. a) Inputs consist of three elements: optimization settings (including search parameters), a customized environment, and an evaluation method. b) AGENTFORGE executes the joint optimization of RL parameters through a two-loop process. c) AGENTFORGE provides the user with the best-performing agent along with the optimization results and performance statistics.

high-dimensional spaces than traditional Gaussian Processes (Bergstra et al., 2011). This algorithm efficiently balances exploration and exploitation to achieve fast convergence.

**PSO:** It explores the parameter space through a population of particles. It is suitable for continuous optimization problems, and its stochastic nature also allows it to escape local optima. For the PSO’s Inertia Weight ( $w$ ), Cognitive ( $c_1$ ) and Social ( $c_2$ ) Components Weights, we are using 0.9694, 0.099381 and 0.099381, respectively. These values have been shown to help the algorithm better explore highly-dimensional search spaces (Oldewage et al., 2020). PSO was selected for its strengths as a non-probabilistic method that has demonstrated good results in Neural Architecture Search literature (Wang et al., 2018; Fernandes Junior and Yen, 2019).

In AGENTFORGE, Random Search and BayesOpt are implemented using Optuna, while PSO is custom-designed. Thus, it provides flexibility for users to select and configure optimization strategies that align with their specific RL problems. All optimizations can be tailored through a user-defined configuration file (presented in Subsection 3.2), allowing the platform to serve a variety of applications.

### 3.4 Parallel Evaluation of Trials

We utilize parallel evaluation of trials to enhance computational efficiency and speed up the optimization process. Each trial runs as an independent Python process instead of Python’s multiprocessing to avoid deadlocks caused by the Global Interpreter Lock (GIL). For Random Search and BayesOpt, Optuna handles parallelization by suggesting parameter sets to a centralized database, which multiple processes access to independently conduct training and evaluation of RL agents.

For PSO, the optimizer suggests parameter sets and distributes them across nodes for evaluation, ensuring synchronization between generations. A centralized database is used for both the optimizer and evaluators, allowing parameter updates after each evaluation.

This parallelization is crucial, as each trial requires training agents for millions of timesteps, often taking hours. Without it, completing the optimization in a reasonable timeframe would be impractical. By leveraging parallel computing resources, the platform significantly reduces the time needed for a full optimization loop, enabling extensive RL experiments.

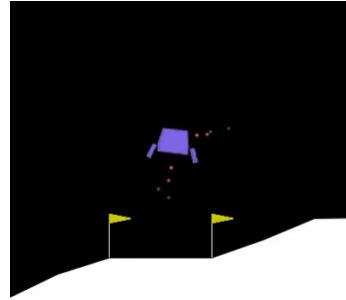


Figure 3: Pixel-based Lunar Lander POMDP agent. Its observation is the raw pixel values of the screen, and it has to land in the designated space indicated by the yellow flags while avoiding crashing.

## 4 EVALUATION

In this section we evaluate AGENTFORGE based on two criteria: *ease of use* and *agent performance*. Ease of use refers to how easily non-ML experts can configure and optimize RL systems using AGENTFORGE’s low-code interface. Performance is measured by the maximum mean reward achieved by a pixel-based POMDP agent.

```

1 # Environment and database configuration
2 configuration:
3   name_setup_user_file: PixelLunarLander_config.py
4   save_videos: true
5   database_url:
6     'mysql://user:password@localhost/dbname' or
7     'postgres://user:password@localhost/dbname'
8
9 # Training configuration
10 agent_training_configuration:
11   continue_from_existing_database: false
12   number_training_timesteps: 5_000_000
13   eval_every_n_batches: 10
14   max_number_steps_per_episode: 1024
15   number_environments_for_training: 10
16   training_batch_size: 256
17   stable-baselines-algorithm: PPO
18   stable-baselines-policy: CnnPolicy
19 ...
20 # Training parameters
21 gae_lambda:
22   type: default
23   searchable: true
24   integer: false
25   user_preference: 0.9
26   start: 0.9
27   stop: 0.95
28 gamma:
29   type: default
30   searchable: true
31   integer: false
32   user_preference: 0.4
33   start: 0.4
34   stop: 0.8
35 learning_rate:
36   type: default
37   searchable: true
38   integer: false
39   user_preference: 3.5e-4
40   start: 3.5e-4
41   stop: 3.5e-3
42 ...
43 # Neural networks parameters
44 activation_fn:
45   type: policy_kwargs
46   searchable: false
47   integer: false
48   user_preference: 1.0
49   start: 0.0
50   stop: 1.0
51 policy_arch_num_layers:
52   type: policy_kwargs
53   searchable: true
54   integer: true
55   user_preference: 2
56   start: 1
57   stop: 4
58 policy_arch_num_neurons:
59   type: policy_kwargs
60   searchable: true
61   integer: true
62   user_preference: 64
63   start: 64
64   stop: 128
65 ...

```

Listing 1: Defining parameters, configuration, and neural architecture search (NAS) related to the agent’s training.

Table 2: General optimization configuration used across all experiments.

Training Setup for Each Trial	
Number of Training Timesteps	5,000,000
Evaluation Frequency	Every 10 batches
Maximum Steps per Episode	1024
Vectorized Environments for Training	10
Training Algorithm	PPO
Policy Architecture	CNN
Random Search	
Number of Trials	400
Prune Trials	After 50 trials
Pruning Strategy	Median Pruner
Wait to Prune Trial	At least 48 evaluations
BayesOpt	
Number of Trials	400
Number of Initial Random Trials	50
Number of Expected Improvement Candidates	80
Multivariate TPE	Enabled
Prune Trials	After 50 trials
Pruning Strategy	Median Pruner
Wait to Prune Trial	At least 48 evaluations
PSO	
Number of Generations	20
Population Size	20
Inertia Weight ( $w$ )	0.9694
Cognitive Component Weight ( $c_1$ )	0.099381
Social Component Weight ( $c_2$ )	0.099381

### 4.1 Case: A Pixel-Based POMDP Agent

We evaluated the proposed AGENTFORGE using a POMDP RL agent setup: a pixel-based Lunar Lander. This agent operates in a modified version of the standard Lunar Lander environment from the Gymnasium library (Towers et al., 2024), but instead of using the traditional state-based observations, it uses raw-pixel observations. The input consists of four stacked frames, which represent the visual input to the agent. The actions are continuous, representing the thrust of the main engine and the lateral boosters. The reward system remains the same as in the orig-

```

1 def user_train_environment(seed, n_train_envs,
2   **environment_kwargs):
3   """
4   Set up reinforcement learning environments for
5   training.
6
7   Args:
8   - seed (int): Random seed for reproducibility.
9   - n_train_envs (int): Number of training
10     environments to create.
11   - **environment_kwargs: Additional keyword
12     arguments for environment creation.
13
14   Returns:
15   - train_env (VecEnv): Configured training
16     environment with VecFrameStack,
17     VecNormalize, and VecMonitor.
18   """
19   train_env = make_vec_envs(n_train_envs,
20     seed=seed, **environment_kwargs)
21   train_env = VecMonitor(train_env)
22   train_env = VecNormalize(train_env,
23     norm_obs=False, norm_reward=True)
24
25   return train_env

```

Listing 2: Set up RL environments for training.



inal state-based Lunar Lander environment, ensuring consistency in performance evaluation while testing the agent’s capability to handle visual input. Figure 3 presents one example of this agent. The problem is considered solved if the agent can reach a reward of equal or greater than 200 in a single episode.

This test case allowed us to demonstrate AGENT-FORGE’s flexibility by optimizing a wide range of parameters across all three categories: *agent*, *environment*, and *policy*, including neural network architectures. This broad optimization showcases AGENT-FORGE’s capability to handle complex RL agent configurations efficiently. The detailed information about the parameters optimized are presented in the following subsections.

```

1 def user_evaluate_policy(seed, model,
2   **environment_kwargs):
3   """
4   Evaluate the policy of a given model on a
5   separate evaluation environment.
6
7   Args:
8   - seed (int): Random seed for reproducibility.
9   - model (BaseAlgorithm): The RL model to
10    evaluate.
11   - **environment_kwargs: Additional keyword
12    arguments for environment creation.
13
14   Returns:
15   - mean_objective_value (float): Mean objective
16    value obtained during evaluation.
17   - extra_info (dict): Dictionary with additional
18    metrics defined by the user. Some examples:
19     - 'std_reward' (float): Standard deviation of
20     the reward.
21     - 'landing_success_rate' (float): Rate of
22     successful landings.
23   """
24   num_eval_episodes = 300
25   model.set_random_seed(seed=seed)
26
27   eval_env = make_vec_envs(1, seed=(seed+100),
28   **environment_kwargs)
29
30   rewards = []
31   obs = eval_env.reset()
32   for _ in range(num_eval_episodes):
33     eval_reward = 0.0
34     done = False
35
36     while not done:
37       action, _ = model.predict(obs,
38       deterministic=True)
39       obs, rew, done, info =
40       eval_env.step(action)
41       eval_reward += rew
42       if 'landed' in info[0] and
43       info[0]['landed']:
44         landings_count += 1
45
46     rewards.append(eval_reward)
47
48   extra_info = {"landing_success_rate":
49     landings_count / num_eval_episodes}
50
51   return np.mean(rewards), extra_info

```

Listing 3: Evaluate the policy of a given model on a separate evaluation environment.

## 4.2 Optimization Configuration

The optimization configuration for all experiments is presented in Table 2. It outlines the parameters used for individual training trials, as well as for the Random Search, BayesOpt, and PSO methods. Each trial consists of training for 5 million timesteps, with performance evaluations conducted every 10 batches. The training setup involves 10 parallel and vectorized environments using the Proximal Policy Optimization (PPO) algorithm with a Convolutional Neural Network (CNN) feature extractor. The agent’s performance was evaluated as the mean reward of 300 independent episodes. The optimization settings, including the number of trials, pruning strategies, and specific parameters for each algorithm are also detailed in Table 2. All these configurations and parameters can be easily setup from the user input configuration file introduced in Section 3.

```

1 def user_record_video(seed, model_path,
2   video_folder, environment_kwargs,
3   num_episodes=20, video_length=10000):
4   """
5   Optional: Record videos of the agent's
6   performance in the environment.
7
8   Args:
9   - seed (int): Random seed for reproducibility.
10  - model_path (str): Path to the saved RL model.
11  - video_folder (str): Directory to save recorded
12    videos.
13  - environment_kwargs: Additional keyword
14    arguments for environment creation.
15  - num_episodes (int, optional): Number of
16    episodes to record. Default is 20.
17  - video_length (int, optional): Length of each
18    video in frames. Default is 10,000.
19
20  Returns: None
21  """
22  eval_env = make_vec_envs(1, seed=(seed+100),
23  **environment_kwargs)
24  eval_env.reset()
25
26  model = PPO.load(model_path)
27  model.set_random_seed(seed=seed)
28
29  video_recorder = VecVideoRecorder(
30    eval_env,
31    video_folder,
32    record_video_trigger=lambda x: x == 0,
33    video_length=video_length
34  )
35
36  current_episode = 0
37
38  video_recorder.seed(seed=seed)
39  obs = video_recorder.reset()
40  while current_episode < num_episodes:
41    done = False
42    while not done:
43      action, _ = model.predict(obs,
44      deterministic=True)
45      obs, _, done, _ =
46      video_recorder.step(action)
47
48    current_episode += 1

```

Listing 4: Record videos of the agent’s performance in the environment (optional).



### 4.3 Parameters Optimized

We choose to optimize the parameters shown in Table 3. The environment parameter optimized is the field of view size in pixel, which dictates the size of the environment in pixels. This parameter controls how much the original environment window will be downsampled to a smaller window to make it manageable to the neural networks used by the policy. The field of view size is set for a square window. Thus, only one value is necessary to define its dimensions. Many others parameters are also optimized. These include the Discount Factor ( $\gamma$ ), Generalized Advantage Estimation ( $\lambda$ ), Learning Rate, Number of Epochs, Entropy Coefficient, and Clipping Range. These parameters are integral to the training process, influencing how rewards are discounted over time, the stability of the learning process, and the efficiency of policy updates. Additionally, the neural network architecture parameters, such as the activation function, number of layers, and number of neurons per layer for both the policy and value networks, are also optimized. Moreover, the activation function is defined as float in the range [0.0, 1.0], using Tanh for values less than 0.5 and ReLU for values 0.5 and above. The wide range of parameters optimized highlights the flexibility of AGENTFORGE’s comprehensive flexibility for RL agent optimization.

### 4.4 Joint vs. Individual Parameter Optimization

To demonstrate the flexibility of AGENTFORGE, we present results showing that it is possible to optimize our agent with different sets of parameters simultaneously. Specifically, we show the results of BayesOpt under three parameter optimization configurations:

- Joint optimization of all parameters *with* neural architecture search (NAS) of the policy and value networks. In this case, all parameters listed in Table 3 are optimized simultaneously.
- Optimization of all parameters *without* NAS. In this case, the activation function, number of layers, and neurons for the policy and value networks are kept fixed at their default values from stable-baselines3
- No parameter optimization, but *only* NAS. In this case, only the activation function, number of layers, and neurons for the policy and value networks are optimized, while the remaining parameters are kept fixed at their default values from stable-baselines3.

### 4.5 AGENTFORGE Set up

We configured all aspects of the pixel-based Lunar Lander agent in AGENTFORGE, including agent training and search space, in a YAML file, as shown in Listing 1. To keep the paper concise, the YAML file presents only a small subset of the available configurations and parameters. Listing 2 shows the training environment we use for the platform’s optimizer, which can be set up using either the standard Gymnasium environments or a custom environment located outside the platform’s setup. In our case, we use a custom `make_vec_envs()` method to convert the state-based version of the Lunar Lander environment into a pixel-based one, although we do not include the method here for the sake of brevity. Finally, Listings 3 and 4 demonstrate how we set up the evaluation and video recording functions, respectively.

## 5 RESULTS

### 5.1 Results of the Joint Optimization

The left side of Figure 4 shows the joint optimization evolution of the mean reward over these episodes for each trial using Random Search, BayesOpt, and PSO. It can be seen that BayesOpt achieved the highest cumulative rewards, while PSO showed the fastest convergence. Table 3 lists the best parameters found for this agent.

BayesOpt consistently outperformed Random Search and PSO in terms of mean cumulative rewards, achieving a mean reward of 172.43. PSO, although reaching a lower final reward (mean reward of 119.19), demonstrated the fastest convergence. Random Search lagged behind with a mean reward of 84.26, serving as a baseline for comparison. Notably, PSO achieved approximately 69% of BayesOpt’s mean reward, while Random Search represented about 49% of BayesOpt’s performance. These results highlight the effectiveness of BayesOpt, but also demonstrate AGENTFORGE’s flexibility in integrating multiple optimization algorithms, enabling users to select the best approach for their specific RL agents.

### 5.2 Results of the Joint vs. Individual Parameter Optimization

The right side of Figure 4 presents the results of the joint versus individual parameter optimization. The joint optimization *with* NAS and *without* NAS achieved mean episode rewards of 172.43 and 174.19,

Table 3: Optimized parameters and best values found for the Pixel-based Lunar Lander agent. The wide range of parameters being jointly optimized highlights the flexibility of AGENTFORGE.

Parameter	Type	Category	Range	Random Search	BayesOpt	PSO
Field of view size (pixels)	integer	Environment	[40, 92]	71	92	92
Discount Factor ( $\gamma$ )	float	Agent	[0.4, 0.8]	0.7934	0.7984	0.8
Generalized Advantage Estimation ( $\lambda$ )	float	Agent	[0.9, 0.95]	0.9433	0.9299	0.95
Learning Rate	float	Agent	$[3.5 \cdot 10^{-4}, 3.5 \cdot 10^{-3}]$	0.0006	0.0034	0.0035
Number of Epochs	integer	Agent	[3, 10]	6	3	5
Entropy Coefficient	float	Policy	[0.01, 0.1]	0.0284	0.0279	0.1
Clipping Range	float	Policy	[0.01, 0.3]	0.1407	0.0178	0.3
Activation Function	float	Policy	[0.0, 1.0]	0.5478	0.9259	1.0
Number of Layers (Policy Network)	integer	Policy	[1, 4]	1	3	4
Number of Neurons per Layer (Policy Network)	integer	Policy	[64, 128]	83	89	127
Number of Layers (Value Network)	integer	Policy	[2, 4]	4	2	4
Number of Neurons per Layer (Value Network)	integer	Policy	[64, 128]	100	89	128
<b>Mean Reward</b>				<b>84.26</b>	<b>172.43</b>	119.19

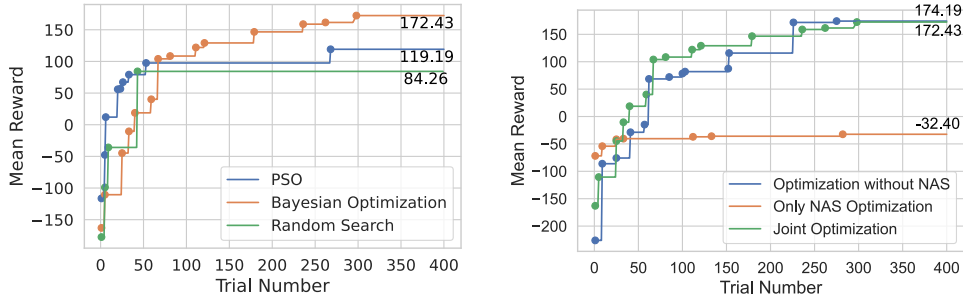


Figure 4: Mean reward per episode for the pixel-based Lunar Lander agent under different optimization strategies. *Left*: Joint optimization of parameters and NAS using Random Search, BayesOpt, and PSO. *Right*: Comparison of joint vs. individual parameter optimization using BayesOpt, with and without NAS, and NAS-only optimization.

respectively, while the optimization using *only* NAS achieved a mean episode reward of  $-32.40$ . These results indicate that, for our agent, network architectures are not the most important parameter set to optimize. However, if the user does not have enough time to perform a full study on the importance of each parameter set, they could simply conduct a complete joint optimization, which would yield sufficiently good results. Ultimately, AGENTFORGE gives the user the choice of how to perform the optimization.

### 5.3 Platform Overhead

AGENTFORGE incurs no significant additional overhead. The evaluation of a single candidate solution of our RL agent takes around 3 hours on a consumer-grade Nvidia RTX 4090 GPU, making any overhead from the parameter optimization process negligible. Even if the optimization process introduces some delay, it is minimal compared to the extensive time required for evaluating candidate solutions. However, it is crucial to evaluate trials in parallel; otherwise, assessing 400 trials serially would take approximately 50 days. Using eight parallel trial evaluation, we can access 400 trials in 7 days.

## 6 DISCUSSION

In this work, we demonstrate AGENTFORGE’s effectiveness as a flexible, low-code platform for RL agent design and optimization. It addresses the challenge of optimizing a large number of interrelated parameters across the *agent*, *environment*, and *policy* by treating this as a black box optimization problem. Our results show that performing parameter optimization alone can improve the RL agent’s performance without relying on different training algorithms. All three currently available optimization methods enhanced the performance of our test case, with BayesOpt achieving the highest episode mean reward observed. However, the platform’s key strength lies in its support for joint and individual optimization of RL agents’ parameters and neural network architectures. This highlights the flexibility of the platform in allowing the study of critical interplay between various aspects of RL agent design.

In principle, our initial findings suggest that AGENTFORGE’s integration of various optimization methods allows users to compare different approaches and can streamline the prototyping and fine-tuning of RL agents. By configuring optimization settings through a simple YAML file and a Python script, users

can quickly customize their agents without extensive coding. This helps reduce the typical trial-and-error process in RL experimentation, allowing practitioners to spend more time refining their problem models. While these results are encouraging, further testing using different RL systems and user studies will be necessary to validate its broader impact. However, AGENTFORGE offers a flexible solution to effectively tackle the unique challenges of RL systems, overcoming issues that practitioners might face when using other platforms.

## 7 CONCLUSIONS AND FUTURE WORK

AGENTFORGE was developed as a simpler platform for joint optimization of RL parameters. It speeds up RL agent development by offering flexible parameter optimization and easier agent design, especially for users with limited experience in optimization.

We evaluated AGENTFORGE on a pixel-based POMDP agent with a wide range of parameters across *agent*, *environment*, and *policy* settings. From a low-code perspective, the setup for this environment was relatively simple. While from an optimization perspective, BayesOpt performed best, while PSO showed faster convergence but would need further optimization. Moreover, we also demonstrate the flexibility of the platform by perform *joint* and individual parameter set optimization, showing that AGENTFORGE gives users the power to choose the best way to perform their experiments.

This first version has some limitations, such as lack of advanced techniques for handling RL uncertainty, which will be addressed in future work. Although AGENTFORGE simplifies development, some coding is still required. Our long-term goal is a no-code platform with a graphical interface, expanding usability and accessibility for RL agent development.

## ACKNOWLEDGEMENTS

This work was supported by the Research Council of Finland (flagship program: Finnish Center for Artificial Intelligence, FCAI). The calculations presented above were performed using computer resources within the Aalto University School of Science “Science-IT” project. The authors also wish to acknowledge CSC – IT Center for Science, Finland, for generous computational resources.

## REFERENCES

- Afshar, R. R., Zhang, Y., Vanschoren, J., and Kaymak, U. (2022). Automated Reinforcement Learning: An Overview. *arXiv:2201.05000* [cs].
- Akiba, T., Sano, S., Yanase, T., Ohta, T., and Koyama, M. (2019). Optuna: A Next-generation Hyperparameter Optimization Framework. In *Proceedings of the 25th ACM SIGKDD International Conference on Knowledge Discovery and Data Mining*.
- Andrychowicz, M., Raichuk, A., Stańczyk, P., Orsini, M., Girgin, S., Marinier, R., Hussenot, L., Geist, M., Pietquin, O., Michalski, M., Gelly, S., and Bachem, O. (2020). What Matters In On-Policy Reinforcement Learning? A Large-Scale Empirical Study.
- Balandat, M., Karrer, B., Jiang, D. R., Daulton, S., Letham, B., Wilson, A. G., and Bakshy, E. (2020). BoTorch: A Framework for Efficient Monte-Carlo Bayesian Optimization. *arXiv:1910.06403* [cs, math, stat].
- Bergstra, J., Bardenet, R., Bengio, Y., and Kégl, B. (2011). Algorithms for hyper-parameter optimization. In *Proceedings of the 24th International Conference on Neural Information Processing Systems, NIPS’11*, pages 2546–2554, Red Hook, NY, USA. Curran Associates Inc. event-place: Granada, Spain.
- Bergstra, J. and Bengio, Y. (2012). Random search for hyper-parameter optimization. *J. Mach. Learn. Res.*, 13:281–305.
- Cardenoso Fernandez, F. and Caarls, W. (2018). Parameters Tuning and Optimization for Reinforcement Learning Algorithms Using Evolutionary Computing. In *2018 International Conference on Information Systems and Computer Science (INCISOS)*, pages 301–305, Quito, Ecuador. IEEE.
- Chandramouli, S., Shi, D., Putkonen, A., De Peuter, S., Zhang, S., Jokinen, J., Howes, A., and Oulasvirta, A. (2024). A workflow for building computationally rational models of human behavior. *Computational Brain & Behavior*, pages 1–21.
- De Morais, G. A., Marcos, L. B., Bueno, J. N. A., De Resende, N. F., Terra, M. H., and Grassi Jr, V. (2020). Vision-based robust control framework based on deep reinforcement learning applied to autonomous ground vehicles. *Control Engineering Practice*, 104:104630.
- Deglurkar, S., Lim, M. H., Tucker, J., Sunberg, Z. N., Faust, A., and Tomlin, C. (2023). Compositional Learning-based Planning for Vision POMDPs. In Matni, N., Morari, M., and Pappas, G. J., editors, *Proceedings of The 5th Annual Learning for Dynamics and Control Conference*, volume 211 of *Proceedings of Machine Learning Research*, pages 469–482. PMLR.
- Engstrom, L., Ilyas, A., Santurkar, S., Tsipras, D., Janoos, F., Rudolph, L., and Madry, A. (2020). Implementation Matters in Deep RL: A Case Study on PPO and TRPO. In *International Conference on Learning Representations*.
- Eppe, M., Gumbsch, C., Kerzel, M., Nguyen, P. D. H., Butz, M. V., and Wermter, S. (2022). Intelligent problem-solving as integrated hierarchical reinforcement learning. *Nature Machine Intelligence*, 4(1):11–20.

- Facebook Open Source (2024). Ax - Adaptive Experimentation Platform.
- Fernandes Junior, F. E. and Yen, G. G. (2019). Particle swarm optimization of deep neural networks architectures for image classification. *Swarm and Evolutionary Computation*, 49:62–74.
- Fetterman, A. J., Kitanidis, E., Albrecht, J., Polizzi, Z., Fogelman, B., Knutins, M., Wróblewski, B., Simon, J. B., and Qiu, K. (2023). Tune As You Scale: Hyperparameter Optimization For Compute Efficient Training.
- Frazier, P. I. (2018). A Tutorial on Bayesian Optimization. arXiv:1807.02811 [cs, math, stat].
- Huang, S., Dossa, R. F. J., Ye, C., Braga, J., Chakraborty, D., Mehta, K., and Araújo, J. G. M. (2022). CleanRL: High-quality Single-file Implementations of Deep Reinforcement Learning Algorithms. *Journal of Machine Learning Research*, 23(274):1–18.
- Jiang, Y., Guo, Z., Tavakoli, H. R., Leiva, L. A., and Oulasvirta, A. (2024). EyeFormer: Predicting Personalized Scanpaths with Transformer-Guided Reinforcement Learning. arXiv:2404.10163 [cs].
- Kennedy, J. and Eberhart, R. (1995). Particle swarm optimization. In *Proceedings of ICNN'95 - International Conference on Neural Networks*, volume 4, pages 1942–1948, Perth, WA, Australia. IEEE.
- Ladosz, P., Mammadov, M., Shin, H., Shin, W., and Oh, H. (2024). Autonomous Landing on a Moving Platform Using Vision-Based Deep Reinforcement Learning. *IEEE Robotics and Automation Letters*, 9(5):4575–4582.
- Li, Z., Ko, Y.-J., Putkonen, A., Feiz, S., Ashok, V., Ramakrishnan, I., Oulasvirta, A., and Bi, X. (2023). Modeling Touch-based Menu Selection Performance of Blind Users via Reinforcement Learning. In *Proceedings of the 2023 CHI Conference on Human Factors in Computing Systems*, pages 1–18, Hamburg Germany. ACM.
- Lingler, A., Talypova, D., Jokinen, J. P. P., Oulasvirta, A., and Wintersberger, P. (2024). Supporting Task Switching with Reinforcement Learning. In *Proceedings of the CHI Conference on Human Factors in Computing Systems*, pages 1–18, Honolulu HI USA. ACM.
- Nobandegani, A. S., Shultz, T. R., and Rish, I. (2022). Cognitive Models as Simulators: The Case of Moral Decision-Making. In *Proceedings of the 44th Annual Conference of the Cognitive Science Society*.
- Oldewage, E. T., Engelbrecht, A. P., and Cleghorn, C. W. (2020). Movement patterns of a particle swarm in high dimensional spaces. *Information Sciences*, 512:1043–1062.
- Paine, T. L., Paduraru, C., Michi, A., Gulcehre, C., Zolna, K., Novikov, A., Wang, Z., and de Freitas, N. (2020). Hyperparameter Selection for Offline Reinforcement Learning.
- Parker-Holder, J., Rajan, R., Song, X., Biedenkapp, A., Miao, Y., Eimer, T., Zhang, B., Nguyen, V., Calandra, R., Faust, A., Hutter, F., and Lindauer, M. (2022). Automated Reinforcement Learning (AutoRL): A Survey and Open Problems. *Journal of Artificial Intelligence Research*, 74:517–568.
- Poli, R., Kennedy, J., and Blackwell, T. (2007). Particle swarm optimization: An overview. *Swarm Intelligence*, 1(1):33–57.
- Raffin, A., Hill, A., Gleave, A., Kanervisto, A., Ernestus, M., and Dormann, N. (2021). Stable-Baselines3: Reliable Reinforcement Learning Implementations. *Journal of Machine Learning Research*, 22(268):1–8.
- scikit-optimize (2024). Sequential model-based optimization in Python.
- Shahria, M. T., Sunny, M. S. H., Zarif, M. I. I., Ghommam, J., Ahamed, S. I., and Rahman, M. H. (2022). A Comprehensive Review of Vision-Based Robotic Applications: Current State, Components, Approaches, Barriers, and Potential Solutions. *Robotics*, 11(6):139.
- Shahriari, B., Swersky, K., Wang, Z., Adams, R. P., and De Freitas, N. (2016). Taking the Human Out of the Loop: A Review of Bayesian Optimization. *Proceedings of the IEEE*, 104(1):148–175.
- Shang, J. and Ryoo, M. S. (2023). Active Vision Reinforcement Learning under Limited Visual Observability. In Oh, A., Neumann, T., Globerson, A., Saenko, K., Hardt, M., and Levine, S., editors, *Advances in Neural Information Processing Systems*, volume 36, pages 10316–10338. Curran Associates, Inc.
- Shi, D., Zhu, Y., Jokinen, J. P., Acharya, A., Putkonen, A., Zhai, S., and Oulasvirta, A. (2024). CRTypist: Simulating Touchscreen Typing Behavior via Computational Rationality. In *Proceedings of the 2024 CHI Conference on Human Factors in Computing Systems*, CHI '24. Association for Computing Machinery.
- Snoek, J., Larochelle, H., and Adams, R. P. (2012). Practical bayesian optimization of machine learning algorithms. In Pereira, F., Burges, C., Bottou, L., and Weinberger, K., editors, *Advances in Neural Information Processing Systems*, volume 25. Curran Associates, Inc.
- Song, X., Perel, S., Lee, C., Kochanski, G., and Golovin, D. (2023). Open Source Vizier: Distributed Infrastructure and API for Reliable and Flexible Blackbox Optimization. arXiv:2207.13676 [cs, stat].
- Souza, G. K. B. and Ottoni, A. L. C. (2024). AutoRL-Sim: Automated Reinforcement Learning Simulator for Combinatorial Optimization Problems. *Modelling*, 5(3):1056–1083.
- Towers, M., Kwiatkowski, A., Terry, J., Balis, J. U., De Cola, G., Deleu, T., Goulão, M., Kallinteris, A., Krimmel, M., KG, A., Perez-Vicente, R., Pierré, A., Schulhoff, S., Tai, J. J., Tan, H., and Younis, O. G. (2024). Gymnasium: A Standard Interface for Reinforcement Learning Environments. arXiv:2407.17032 [cs].
- Wang, B., Sun, Y., Xue, B., and Zhang, M. (2018). Evolving Deep Convolutional Neural Networks by Variable-Length Particle Swarm Optimization for Image Classification. In *2018 IEEE Congress on Evolutionary Computation (CEC)*, pages 1–8, Rio de Janeiro. IEEE.
- Yang, Z. and Yin, Z. (2021). Efficient Hyperparameter Optimization for Physics-based Character Animation.

*Proceedings of the ACM on Computer Graphics and  
Interactive Techniques*, 4(1):1–19.