

# EDGE: Enhanced Grounded GUI Understanding with Enriched Multi-Granularity Synthetic Data

Xuetian Chen  
Fudan University  
Yangpu Qu, Shanghai Shi, China  
23210980105@m.fudan.edu.cn

Hangcheng Li  
Fudan University  
Yangpu Qu, Shanghai Shi, China  
22307130449@m.fudan.edu.cn

Jiaqing Liang  
Fudan University  
Yangpu Qu, Shanghai Shi, China  
liangjiaqing@fudan.edu.cn

Sihang Jiang  
Fudan University  
Yangpu Qu, Shanghai Shi, China  
jiangsihang@fudan.edu.cn

Deqing Yang  
Fudan University  
Yangpu Qu, Shanghai Shi, China  
yangdeqing@fudan.edu.cn

## Abstract

Autonomous agents operating on the graphical user interfaces (GUIs) of various applications hold immense practical value. Unlike the large language model (LLM)-based methods which rely on structured texts and customized backends, the approaches using large vision-language models (LVLMs) are more intuitive and adaptable as they can visually perceive and directly interact with screens, making them indispensable in general scenarios without text metadata and tailored backends. Given the lack of high-quality training data for GUI-related tasks in existing work, this paper aims to enhance the GUI understanding and interacting capabilities of LVLMs through a data-driven approach. We propose *EDGE*, a general data synthesis framework that automatically generates large-scale, multi-granularity training data from webpages across the Web. Evaluation results on various GUI and agent benchmarks demonstrate that the model trained with the dataset generated through *EDGE* exhibits superior webpage understanding capabilities, which can then be easily transferred to previously unseen desktop and mobile environments. Our approach significantly reduces the dependence on manual annotations, empowering researchers to harness the vast public resources available on the Web to advance their work. Our source code, the dataset and the model are available at <https://anonymous.4open.science/r/EDGE-1CDB>.

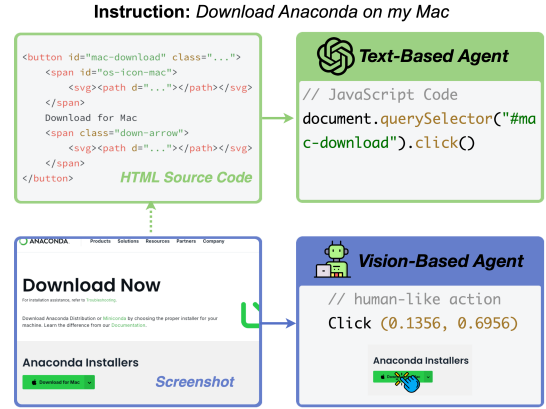
## Keywords

GUI Automation, Large Vision-Language Model, Synthetic Data

## 1 Introduction

Autonomous interaction with computing devices has long been a topic of artificial intelligence research [7, 36]. With the popularity of personal computers and smartphones, the agents that can automatically interact with graphical user interfaces (GUIs) of various applications have become a growing focus [5, 23, 33, 49]. Recently, the continuous advance of large language models (LLMs) [1, 4, 52] makes it increasingly feasible to develop general GUI agents.

Numerous studies [15, 17, 19, 21, 27, 47, 50, 58, 59] have proposed LLM-based GUI agents on web, mobile, and desktop environments. These methods avoid visually perceiving GUIs by using structured texts (e.g., HTML for webpages [17, 21] and view hierarchy for Android screens [47, 58]) as input. In addition, they may require environment-specific backend access to control the



**Figure 1: Text-based agents take extracted textual metadata as input (e.g., HTML) and perform actions through specific backends (such as browser engines). Vision-based agents directly read the screen and execute actions like mouse clicks.**

systems [50, 59]. However, given that GUIs are designed for human interaction through visual reading and basic actions like clicking, the methods relying on text metadata or customized backend are neither intuitive nor widely practical. Since GUI formats vary across different environments, the agents in generalized scenarios must interact with screens in a human-like manner, without access to underlying data.

Recognizing this limitation, recent studies [13, 24, 31, 44, 48, 60, 62, 66] have turned to the vision-based approaches that employ large vision-language models (LVLMs) to directly perceive and interact with screens, as illustrated in Figure 1. To improve the limited capabilities of LVLMs in grounded GUI understanding and interacting, where "grounded" refers to the ability to precisely locate elements, these efforts often involve further training on the GUI-specific datasets with element-level annotations, which are typically sourced from the Web [13, 20, 24, 66]. Specifically, they drive browser engines to capture the element-level correspondences between HTML and rendered webpage images, including both positions and content. This automated process exploits the supervisory signals inherent on Web, reducing the need for manual annotations.

However, models trained using these methods still exhibit some drawbacks in real-world scenarios. Firstly, these models generally underperform on the GUIs with rich visual elements such as images

and icons. Secondly, despite their fine performance on element-level grounded understanding, they are not competent on the action grounding tasks, where the models are required to map real instructions to certain operations on target elements. Thirdly, these models have difficulty understanding the local and global semantics that humans can easily capture, resulting in possible failure on tasks beyond the single-element level.

Therefore, following a data-driven approach, we propose *EDGE*, an automated webpage annotation and data synthesis framework. *EDGE* is characterized by its rich annotations and multi-granularity task settings, aimed at enhancing the capabilities of open-source LVLMs in grounded GUI understanding and interaction, while also promoting further research on general GUI agents. Specifically, in the annotation stage, we extract explicit texts as well as rich latent elements from webpages, with an additional collection of extensive icons commonly used in GUIs to address the challenges of icon understanding. Subsequently, in addition to the basic element-level recognition question-answering (QA), *EDGE* also integrates the multi-granularity QA tasks synthesized using the powerful proprietary model Claude-3.5 [4]. This comprehensive task setup is designed to cover the global semantic understanding and reasoning abilities required in complex webpage and action grounding scenarios. Besides, through our framework, the model’s GUI-related capabilities learned from large-scale webpages can be easily transferred to desktop and mobile environments, which lack available supervised data and typically rely on manual annotations.

Our main contributions are summarized as follows:

- We propose *EDGE*, an automated webpage annotation and data synthesis framework that significantly enriches annotations and covers multi-granularity tasks to enhance the GUI-specific capabilities of LVLMs.
- Following *EDGE*, we constructed a large-scale dataset of GUI tasks and release it together with the LVLM trained on it, which has excellent grounded GUI understanding and interacting capabilities.
- The model’s outstanding performance on GUI benchmarks [13, 41] and the gains achieved on downstream agent benchmarks [17, 47, 49] demonstrate the effectiveness of *EDGE*.

## 2 Related Work

### 2.1 Large Vision-Language Models

Various studies have proposed solutions to address the challenges [51, 64, 67] of architectural complexity and data scarcity in the training of LVLMs. A series of methods [2, 32, 32, 57, 63] utilize elaborately designed architecture to integrate visual encoders with LLMs, thereby inheriting the language and reasoning abilities of LLMs. For data scarcity, the LLaVA series [38, 40] utilize GPT-4 [1] to generate rich instruction-following data. Monkey [35] proposes a multi-level caption generation pipeline. Such data-driven approaches are more common in training domain-specific knowledge, such as medicine [30], and spatial awareness [11, 46, 69].

In this work, we focus on GUI environments and adopt the data-driven approach to address the limitations in both the quantity and diversity of training data.

### 2.2 GUI Understanding and Interacting

Previous work primarily targets simplified web [22, 29, 37, 48, 49] or mobile environments [8, 31, 33]. Recent emergence of real-world benchmarks [17, 47, 74] promote an LLM-centric paradigm. Several methods explore prompting GPT-4 for web tasks via in-context learning [73] and self-refinement [26]. WebAgent [21] enhances manipulation through instruction decomposition and programming.

Recently, research focus has shifted to more intuitive and adaptable LVLM-based methods. Mobile-Agent [55] uses external detection models to determine the positions of interactive components. A series of studies [19, 60, 62, 72] rely on the powerful visual perception ability of GPT-4V, combined with extracted text metadata to compensate for its lack of grounding capabilities [1].

Latest work like CogAgent [24], SeeClick [13], and Ferret-UI [66] neither depend on proprietary models nor GUI metadata. Our work, following the same motivation, aims to empower open-source LVLMs with GUI understanding and interacting capabilities.

### 2.3 Grounding Capability of LVLMs

Researchers have proposed various improvements to the grounding performance of LVLMs, including introducing external vision models [55, 71], internally integrating fine-grained visual modules [28, 65, 68], and directly predicting bounding boxes [11, 46, 69].

Classical detection models [9, 42, 75] are not well-suited for GUI environments due to semantic disparities, resulting in a scarcity of detailed annotated datasets. CogAgent [24] leverages crawled webpages to collect large-scale annotations, supplemented by manually annotated fine-grained data. SeeClick [13] develop a simple framework for annotation grounding dataset synthesis. Ferret-UI [66] uses the UI detection model to annotate mobile screens, as well as to synthesize elementary and advanced tasks by GPT-4.

Inheriting the advantages of these works, we aim to generate richer annotations from public webpages and automatically synthesize multi-granularity data with the aid of proprietary models.

## 3 Preliminaries

### 3.1 Motivation

In humans’ view, understanding and interacting with a GUI requires perceiving the content and locations of on-screen elements and accurately positioning the target element. Based on this intuition, we believe that the poor performance of existing general-purpose LVLMs [1, 4, 6, 30, 52] in GUI tasks [13, 41] stems from their lack of grounded GUI understanding and interacting capabilities.

On one hand, GUIs are characterized by flat, dense elements and a mix of text and icons, hinder the transfer of some models’ built-in grounding abilities in natural images [6] to GUI environments. On the other hand, even though proprietary models [1, 4, 52] possess universal image understanding capabilities, the inherent weakness in object detection prevents them from locating elements on the screen. Therefore, models must undergo element-level grounded training within GUI environments to enhance their performance.

*EDGE* is designed to address the lack of large-scale, high-quality datasets in this domain. Before describing the synthesis framework and data pipeline, we first formalize the definition of GUI grounding capabilities of LVLMs and its training process.

### 3.2 GUI Grounding Tasks

We first introduce **element grounding** and **action grounding** tasks. Similar to open-set object detection [42], element grounding requires models to find the location  $l$ , as coordinates of a point  $(x, y)$  or a bounding box  $(x_1, y_1, x_2, y_2)$ , of an element within the input screenshot  $s$  based on a text description  $t$ , i.e., to predict  $p(l | s, t)$ . Action grounding shares the same input-output format but here  $t$  refers to a user instruction. The model must identify the target element before locating it, as the instruction may differ from the text of the target element. The reverse of grounding, namely predicting  $p(t | s, l)$ , is called **referring**. Grounding and referring tasks often appear in pairs in *EDGE*, mutually reinforcing each other to promote cross-modal semantic fusion.

Unlike vision models [9, 42, 75] that directly predict numeric coordinates, LVLMs typically treat coordinates as part of the output tokens. Previous studies [48, 54] introduce extended vocabularies (such as  $\{<p_0>, <p_1>, \dots, <p_{999}>\}$ ) to encode coordinates, whereas we follow a more intuitive manner that directly treats them as native language tokens [6, 11]. This method eliminates the need for additional pre/post-processing without compromising performance. In this setting, training completely follows the standard next-token prediction with cross-entropy supervision.

## 4 Methodology

### 4.1 Overview

Following the human intuition, the overall task settings in *EDGE* primarily encompass the **elementary tasks** and **advanced tasks** as named by Ferret-UI [66]. The elementary tasks are designed to enhance the element-level grounded understanding of the GUI, while the advanced tasks introduce the multi-granularity understanding and reasoning capabilities required for GUI interactions.

The training of GUI grounding requires massive element-level annotations. Following previous work [13, 20, 24], we collect general webpages from Common Crawl<sup>1</sup>, a large-scale web crawl data repository, and drive Playwright<sup>2</sup> to automatically annotate them. Then we format these annotations to synthesize question-answering (QA) data using various templates. This process is detailed in Section 4.2.

In terms of advanced tasks, We additionally collect highly interactive mainstream websites and leverage proprietary models [4] to synthesize more flexible and interaction-focused QA pairs, along with detailed descriptions that assess multi-granularity understanding capabilities. We introduce this process in Section 4.3.

Considering the weaknesses of existing open-source LVLMs, we additionally propose the **icon understanding task**. This task utilizes an automatically collected icon annotations dataset to enhance the model’s ability to understand and interact with icons, as outlined in Section 4.4.

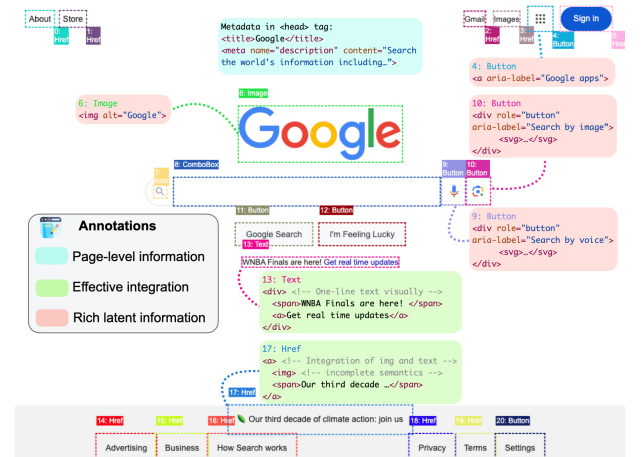
### 4.2 Elementary Tasks

The elementary tasks primarily synthesize element-level QA from large-scale general web annotations to equip the model with grounded GUI understanding, thereby promoting effective interactions. We

introduce the generation in three stages: collection, annotation, and synthesis.

**4.2.1 Collection.** Due to the vast quantity and varying quality of webpages on Common Crawl, instead of performing our own cleaning, we collect webpages from a refined subset FineWeb-Edu [43]. FineWeb-Edu consists of carefully cleaned and quality-assessed pages, retaining those that are most educationally valuable for LLMs and typically exhibit well-designed layouts in their GUIs.

**4.2.2 Annotation.** In this stage, we render the webpages, take screenshots and capture positions and content of on-screen elements by injecting JavaScript scripts. Compared to previous work [13, 15, 20, 24], our annotations introduce improvements in both the effectiveness and richness, making them closer to human-generated ones. Figure 2 showcases the characteristics of our method with the annotation results on the Google homepage.



**Figure 2: The diagram of the annotation stage, where the extraction of rich latent semantics and the information integration process is highlighted with the (simplified) HTML of the relevant elements presented. Elements are marked with rectangular boxes for demonstration purposes only.**

**Effectiveness.** Given that there is no unified design standard at the source code level across different websites, identifying the minimal semantic units is crucial for effective annotation. Our carefully designed script includes steps for visibility filtering, classification and integration, ensuring that annotations align with visual presentation and human cognitive habits. Technically, instead of focusing solely on leaf nodes of the DOM tree, we adopt a set of rules to integrate the minimal semantic units based on the structure and visual representation of common tags (e.g., <a> and <button>). More technical details of the script are presented in the Appendix A.

**Richness.** Besides explicit text, we also capture the various latent description, such as alt (<img>), title and accessibility content (aria-label). These properties are designed for assistive technologies and are highly suitable as training data for GUI understanding tasks, yet existing annotation methods [13, 15] tend to ignore them.

<sup>1</sup><https://commoncrawl.org>

<sup>2</sup><https://playwright.dev>

**4.2.3 Synthesis.** Based on the annotations, we synthesize element-level grounding and OCR tasks, including elements with explicit text and accessibility labels. We adopt the multi-turn conversation format, where a training sample contains multiple QAs on one screenshot. We additionally synthesize the basic page-level QA about the title and description of the webpage. This process is illustrated in the top half of Figure 3 and the final form of training samples are shown in the Appendix B.

In our early explorations, the model could roughly locate elements but lacked precision. Hence, we designed two data augmentation techniques to address this weakness:

1. We randomly crop the screenshots, accordingly modifying the coordinates of visible elements. The model is compelled to identify subtle positional variations from similar image features.
2. We overlay a rectangular box on a randomly selected element within the screenshot. This new task requires the model to simultaneously identify the both position and content of the "highlighted" element, promoting the fusion across modalities.

### 4.3 Advanced Tasks

Unlike the elementary tasks which focus on understanding through template-based generation, the advanced tasks aim to incorporate the multi-granular understanding and reasoning abilities to respond to free-form interactive instructions. Therefore, we utilize the same annotation methodology to generate high-quality QA pairs on a set of highly interactive mainstream websites, with the help of Claude-3.5 [4]. Through the training on these advanced tasks, the model becomes capable of understanding user intention and correctly responding to interaction-related queries regarding the GUI, laying a solid foundation for downstream agent tasks.

**4.3.1 Collection.** To facilitate GUI interaction, we need more interactive webpages, rather than the aforementioned general ones which are primarily information-focused such as news and blogs. Hence, we collected the top 20,000 domains from Ahrefs Rank<sup>3</sup>, considering these as the most frequently used websites which are typically highly interactive.

**4.3.2 Annotation and Synthesis.** The homepages of these sites are annotated using the same method as proposed. During the synthesis stage, we transfer the following three advanced tasks settings from the mobile dataset of Ferret-UI [66] to our web environment:

- Function inference: Provide a brief summary of the purpose of the webpage or the function it offers to users.
- Detailed description: Offer a detailed account of the position and content of each major element on the webpage.
- Conversation intention: Select elements and simulate user interactions with them, presented in a QA format.

Among these, function inference requires global semantics perception, detailed description involves a mix of element-level and local-level understanding, while the last one is similar to the action grounding introduced in Section 3.2, testing reasoning capabilities.

We input the annotations of webpages into Claude-3.5 [4] and prompt it to generate QA pairs for these tasks. Considering the complexity of webpages, we also input the screenshots annotated

by the Set-of-Mark[61] prompting method, aiming to enable Claude-3.5 to capture semantics that automatic annotation might miss. The synthesis of advanced tasks is shown in the bottom half of Figure 3.

### 4.4 Icon Understanding

Scripts-based annotations struggle to capture the semantics of visual elements without textual content. Since icon understanding is a weakness in most open-source LVLs [13], *EDGE* also incorporates an automated icon annotating process, adhering to our principle of minimizing manual work.

First, we collect frequently-used icons from several icon font libraries<sup>4</sup>. Then GPT-4 is prompted to generate descriptions for them. The icon-description pairs are directly added to the QA training set. In addition, to simulate the mixed layout of icons with other content in real GUIs, icons are also randomly embedded into webpage screenshots to construct referring and grounding tasks.

Unlike OCR, icon understanding relies more on the similar cases seen during model training. Our collection includes commonly used icons and logos of well-known products, which can effectively address the model's cognitive gap regarding icon-dense GUIs and logos frequently encountered in real-world scenarios.

### 4.5 Dataset Statistics

To facilitate the transfer of web GUI capabilities to general GUI environments, while retaining the ability to comprehend natural images, *EDGE* also includes three tasks derived from the mobile GUI annotation dataset Rico [16]: Screen2words [54], Widget-Caption [34], and Ricosca [33], along with general visual instruction-following and QA dataset from the training set of LLaVA [68] and Monkey [35]. Together with the webpage dataset synthesized by *EDGE* itself, this forms a comprehensive dataset comprising 5.42 million QA pairs across 1.66 million images, still referred to as *EDGE* for convenience. Approximately 60% of the images and 85% of the QA pairs originate from the *EDGE* proprietary synthesis method. Figure 4 illustrates the distribution of task types within the final dataset and the number of samples from different webpage sources in the web environment QAs.

## 5 Experiments

To validate the effectiveness of *EDGE*, we train a model using it (hereinafter referred to as *EDGE* as well) and compare its performance with some representative LVLs on GUI-related tasks. We outline the training details in Sec 5.1. Then the evaluation results on two GUI-specific benchmarks [13, 41] and three downstream agent benchmarks [17, 47, 49] are presented in Sec 5.2 and 5.3, respectively. Finally we introduce the ablation study in Sec 5.4.

### 5.1 Training Details

*EDGE* undergoes further training on the robust baseline, Monkey [35]. We freeze the image encoder and train all parameters of the LLM. For accelerating and memory saving, we adopt a Lion 8-bit optimizer [12] with a learning rate of 1e-5 and a weight decay ratio

<sup>3</sup><https://app.ahrefs.com/ahrefs-top>

<sup>4</sup><https://fontawesome.com/icons>

<sup>5</sup><https://getbootstrap.com>

<sup>6</sup><https://www.iconfont.cn>



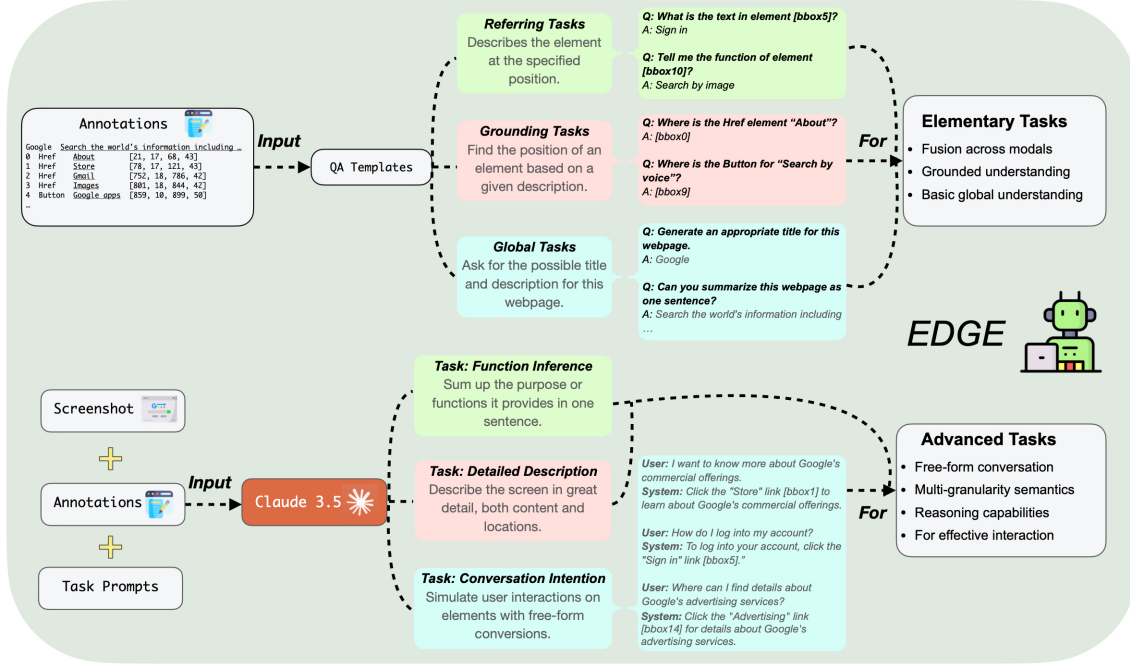
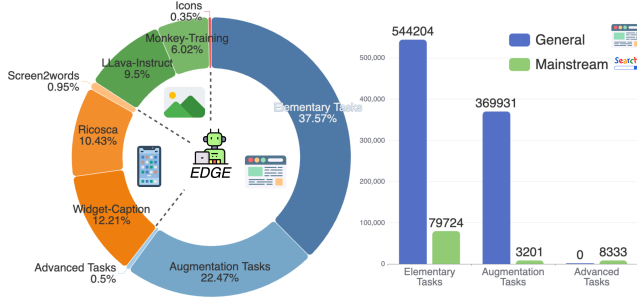


Figure 3: The synthesis of the elementary and advanced tasks.

Figure 4: Statistics of *EDGE* with respect to the number of images. The pie chart gives an overview of the distribution of samples from different tasks and environments, while the right displays the number of samples from different webpage sources within three task settings of the web environment.

of 0.1. The cosine learning rate scheduler is employed with a warm-up ratio of 0.02 and the global batch size is 512. Other settings follow Monkey’s. Training for one epoch on the full dataset takes approximately 2 days on 8 NVIDIA A800 GPUs.

## 5.2 Results on GUI Benchmarks

We evaluated the grounded GUI capabilities of *EDGE* on two recently proposed benchmarks [13, 41]. In these settings, each sample represents an independent question or instruction, and the model is required to answer the question or locate the target element based solely on the image, without any context.

**5.2.1 VisualWebBench [41].** Comprising over 1,500 samples from 139 websites, VisualWebBench is designed to comprehensively evaluate the understanding and interaction capabilities of LVLMs on webpages. There are seven tasks of different granularities, ranging from deterministic, elementary OCR and grounding to open-ended captioning that requires global semantics.

**Competitors & Metrics.** The original paper [41] reports the performance of a number of general-purpose and GUI-specific LVLMs. Based on the existing results, we additionally report the performance of Monkey [35], *EDGE*, and the latest proposed Qwen2-VL [56], a general-purpose LVLm but trained with a considerable proportion of GUI grounding data and is therefore classified as semi-GUI-specific. When evaluating the grounding capability of GUI-specific models, we adopt point prediction and report the click accuracy, the proportion of predicted points falling within the ground truth bounding box, rather than the default multiple-choice settings with selection accuracy for general LVLMs. We also slightly modify the input prompt of *EDGE* in the OCR, grounding, and captioning tasks to make them more consistent with the input form of *EDGE*. All other settings remain the same as the original paper [41].

**Results.** As shown in Table 1, *EDGE* achieves the best average score among GUI-specific models, and even approximates general-purpose LVLMs with significantly more parameters. First, in the formalized Element OCR task, *EDGE* performs far better than other GUI models and is close to the strongest Claude Sonnet. We specially note the comparison of the results of the Element Ground and Action Ground tasks. According to the original paper [41], while performing well in the multi-choice setting, general LVLMs can barely handle the more difficult point predictions setting. However, *EDGE*’s point prediction performance in the two grounding tasks

**Table 1: Results on VisualWebBench, which are sourced from [41], except Monkey, Qwen2-VL and EDGE. ● and ○ represent whether the model is GUI-specific or not, and ① represents a general model that specifically trained with GUI grounding data. For ● and ①, results of Element Ground and Action Ground are click accuracy, rather than multi-choice accuracy for ○.**

Model	Model Size	GUI Specific	Website			Element		Action		Average
			Caption	WebQA	HeadOCR	OCR	Ground	Prediction	Ground	
Monkey [35]	9.6B	○	3.2	30.0	9.6	4.7	18.4	6.4	22.3	13.5
Qwen-VL [6]	9.6B	○	21.8	32.2	48.4	13.4	14.0	26.7	10.7	23.9
CogVLM [57]	17B	○	16.6	30.6	65.9	10.0	17.7	11.7	23.3	25.1
LLaVA-1.6-7B [39]	7B	○	27.0	39.8	57.3	54.8	31.7	30.6	10.7	36.0
LLaVA-1.6-34B [39]	34B	○	24.3	48.2	67.1	71.9	43.1	<b>74.0</b>	25.2	50.5
Qwen2-VL [56]	8.3B	●	20.4	75.5	73.4	82.1	62.0	6.8	49.5	52.8
Gemini Pro [52]	-	○	25.0	55.5	<b>75.1</b>	65.4	44.3	26.7	43.7	48.0
Claude Sonnet [4]	-	○	28.9	<b>81.8</b>	70.3	<b>89.2</b>	68.8	63.4	58.3	<b>65.8</b>
GPT-4V [1]	-	○	<b>34.5</b>	75.0	68.8	62.8	67.5	67.6	<b>75.7</b>	64.6
SeeClick [13]	9.6B	●	0.0	19.6	34.8	0.0	70.0	1.8	42.6	24.1
CogAgent-Chat [24]	18B	●	16.3	53.3	20.2	32.4	46.3	13.5	58.4	34.3
EDGE	9.6B	●	23.8	43.1	25.8	86.6	<b>82.8</b>	6.1	44.7	44.7

is not only excellent among GUI models, but also quite competitive with the results of proprietary models in the multi-choice setting. Moreover, for open-ended WebQA and Caption that require local and global semantics, compared with SeeClick, *EDGE* achieves significant gains benefiting from multi-granularity training data.

In action ground and other open-ended QA scenarios requiring reasoning skills, *EDGE*'s performance is not as good as CogAgent and general LVLMs, which may be due to their larger and more diverse natural language training, while *EDGE* primarily focuses on formalized OCR and grounding tasks.

**5.2.2 ScreenSpot [13].** Encompassing over 1200 instructions from 600+ GUI screenshots across web, desktop, and mobile environments, it is specifically designed to evaluate LVLMs' action grounding capabilities and characterized by a substantial number of icon or widget grounding samples.

**Competitors & Metrics.** ScreenSpot reports the performance of a general LVLM with grounding capability and GUI-specific LVLMs. Similarly. The evaluation metric is click accuracy as well.

**Results.** As shown in Table 2, compared with general LVLMs, GUI-specific models demonstrate significant improvements. *EDGE* achieved the best average performance across different scenarios, significantly outperforming both SeeClick and CogAgent, demonstrating the effectiveness of our data framework. Additionally, *EDGE* successfully generalized the GUI interacting capabilities to unseen iOS and desktop environments, indicating its transferability.

In terms icon samples, *EDGE* shows a evident performance improvement compared to SeeClick and CogAgent, underscoring the benefits of our framework in addressing the challenges of collecting icon annotations. The strong competitor, Qwen2-VL, slightly outperforms *EDGE* in mobile and desktop icon samples, likely due to a better model architecture, flexible resolution settings, and a larger, higher-quality set about icon annotations. Unfortunately, Qwen2-VL has not released its data construction details yet.

### 5.3 Results on Agent Benchmarks

We further explore the benefits of *EDGE*'s grounded GUI understanding and interacting on downstream agent benchmarks [17, 47, 49]. Here each sample typically represents a multi-step interaction environment. Models are required to determine the next action based on overall instruction and current screenshots as well as the operation history, which involves sequential decision-making that goes beyond the grounding and interaction tasks focused on in *EDGE*. Therefore, we highlight the improvements relative to the baselines (Monkey and SeeClick), rather than the absolute results.

We completely follow the experimental setup in SeeClick [13], that is, for each benchmark, we further fine-tune *EDGE* using the exact same respective training split, and evaluate it on the corresponding test set with the same metrics.

**5.3.1 MiniWob [49].** MiniWob is a simplified web environment that includes about 100 types of web automation tasks, where the agent is asked to accomplish open-ended instructions. Our training set contains 2.8k episodes.

**Competitors & Metrics.** We compare *EDGE* with several offline training methods, including text-based and vision-based. The current state-of-the-art method WebGUM [18] use screenshots as auxiliary input but still interact with the environment through HTML elements selecting. Pix2Act [48] is an vision-based approach trained with extensive demonstration data. Due to the variance in test splits among different methods [18, 37, 48], for fairness, we report performance in two groups based on the overlapping tasks. We compute the success rate over 50 random seeds for each task and then compute the average over all tasks as the final score.

**Results.** As reported in Table 3, our purely vision-based *EDGE* outperforms the offline SOTA WebGUM [18] with HTML and screenshots as input under the same 2.8K training data setting. Benefiting from the powerful LVLM baseline and our grounded GUI training, *EDGE* also surpass vision-based SeeClick [13] and Pix2Act [48], the latter of which uses nearly 500 times more data.

**Table 2: Click accuracy on ScreenSpot, which are sourced from [13], except Qwen2-VL and EDGE. ○ represents a general model, ● for a GUI-specific one, and the half-filled ◐ represents a general model that specifically trained with GUI grounding data.**

LVLMS	Model Size	GUI Specific	Mobile		Desktop		Web		Average
			Text	Icon/Widget	Text	Icon/Widget	Text	Icon/Widget	
MiniGPT-v2 [10]	7B	○	8.4	6.6	6.2	2.9	6.5	3.4	5.7
Qwen-VL [6]	9.6B	○	9.5	4.8	5.7	5.0	3.5	2.4	5.2
Qwen2-VL [56]	8.3B	◐	75.1	<b>60.3</b>	73.2	<b>60.7</b>	45.2	28.2	57.5
GPT-4V [1]	-	○	22.6	24.5	20.2	11.8	9.2	8.8	16.2
CogAgent [24]	18B	●	67.0	24.0	74.2	20.0	<b>70.4</b>	28.6	47.4
SeeClick [13]	9.6B	●	78.0	52.0	72.2	30.0	55.7	32.5	53.4
<i>EDGE</i>	9.6B	●	<b>81.3</b>	59.8	<b>75.3</b>	43.6	68.3	<b>41.7</b>	<b>63.6</b>

**Table 3: Average success rates (SR) on two subset of tasks settings in MiniWeb. ○ means using HTML as input while ● means screenshots instead and ◐ means using both of them.**

Methods	Visual	Subset	#Tasks	Dataset	Avg. SR
CC-Net (SL) [25]	◐	1	45	2.4M	35.6
WebGUM [18]	◐	1	45	2.8K	65.5
WebGUM [18]	◐	1	45	347K	<b>86.1</b>
SeeClick [13]	●	1	45	2.8K	73.6
Monkey [35]	●	1	45	2.8K	77.8
<i>EDGE</i>	●	1	45	2.8K	79.6
CC-Net (SL) [25]	●	2	35	2.4M	23.4
Pix2Act [48]	●	2	35	1.3M	64.6
Qwen-VL [56]	●	2	35	2.8K	48.4
SeeClick [13]	●	2	35	2.8K	67.0
Monkey [35]	●	2	35	2.8K	70.5
<i>EDGE</i>	●	2	35	2.8K	<b>70.9</b>

**5.3.2 Android In The Wild (AITW) [47].** As a smartphone environment benchmark consists of 715k episodes spanning 30k unique instructions, AITW considers a wide range of action types on mobile devices, including tap, swipe, typing, going home, back, etc.

**Competitors & Metrics.** We compare *EDGE* with two types of models: the methods based on the structured text provided by the original dataset and those visually perceive screenshots. Following SeeClick’s [13] setup, we adopt the screen-wise action matching score from the original AITW paper [47] and additionally report the click accuracy (ClickAcc), the accuracy when both reference and prediction are click operations.

**Results.** As displayed in Table 4, although not as good as Auto-UI and CogAgent, *EDGE* outperforms general LVLMS like GPT-4V and Qwen-VL, as well as SeeClick trained in single-granularity data. These results support our idea that rich multi-granularity grounded training enhances the performance of downstream agents tasks.

**5.3.3 Mind2Web.** Mind2Web [17] comprises over 2000 open-ended tasks collected from 137 real websites, each with high-level instruction for developing and evaluating generalist web agents.

**Competitors & Metrics.** Originally designed for LLM-based agents, the baseline [17] employs a two-stage approach, where a language model first filter candidate elements from raw HTML, followed by

a Flan-T5-XL [14] selecting the target element in a multi-choice format. Other text-based model share the same filtered HTML and multi-choice setup. We follow the setting of [17] and report the step success rate (step SR) as metric. For LVLMS, we use screenshots instead of HTML as input and report the click accuracy.

**Results.** As shown in Table 5, *EDGE* offers evident improvements over the base model Monkey and the competitor SeeClick. However, it still lags significantly behind CogAgent and other text-based models, indicating the heavy dependence of real-world web agents on planning capabilities and highlighting the substantial room for improving vision-based agents.

## 5.4 Ablation Study

To validate the effectiveness of the advanced tasks, we design an experiment where all advanced task samples (i.e., function inference, detailed description, conversation intention) were removed from *EDGE*. The model was then retrained under identical conditions.

As shown in Table 6, the model trained without advanced tasks performs worse on both GUI benchmarks. It is important to note that the advanced task samples only constitute 0.5% of the total dataset, yet their efficiency in further improving the model’s capabilities is evident. We also provide a detailed report in Figure 5, covering global understanding and interaction tasks in both benchmarks. In all these scenarios, the full *EDGE* consistently outperformed its ablated variant. This demonstrates that the training of multi-granularity and reasoning abilities in the advanced tasks enhances the model’s GUI understanding and interaction capabilities.

We further present two toy examples in Figure 6 to display the different outputs of the full *EDGE* and its ablated variant. The full *EDGE* perfectly answered the questions in the first screenshot, going beyond repeating the heading. In the second one, it successfully distinguished between the product itself and the button for adding it to the cart. These examples provide intuitive demonstrations of how training on advanced tasks can enhance the model. Additional demonstration examples are provided in Appendix D.

## 6 Limitations and Prospects

*EDGE* still has significant room for expansion in terms of data scale and diversity. This includes leveraging more web data, introducing additional actions such as typing and double-clicking, and integrating the planning capabilities required for agent tasks.

**Table 4: Action matching scores of different methods on AITW tasks. ClickAcc is the accuracy of click operations. ○ represents textual metadata as input while ● represents screenshots instead. † indicates the model is fine-tuned on each subset respectively, while other models are unified models across all subsets. Some baselines’ results are directly cited from [13, 24, 47, 60, 70].**

Methods	Visual	General	Install	GoogleApps	Single	WebShopping	Overall	ClickAcc
LLaMA2-7B <sup>†</sup> [53]	○	28.6	35.2	31.0	27.4	19.9	28.4	-
PaLM2-CoT [3] (few shot)	○	-	-	-	-	-	39.6	-
GPT-3.5 [45] (few shot)	○	5.9	4.4	10.5	9.4	8.4	7.7	-
GPT-4V [1] (zero shot)	●	41.7	42.6	49.8	72.8	45.7	50.5	-
Qwen-VL [6]	●	49.5	59.9	46.9	64.7	50.7	54.3	57.4
SeeClick [13]	●	54.0	66.4	54.9	63.5	57.6	59.3	66.4
Monkey [35]	●	61.8	71.0	58.4	<b>75.4</b>	65.7	66.5	65.9
Auto-UI [70]	●	71.4	76.9	70.3	68.2	84.6	74.3	-
CogAgent [24]	●	<b>75.0</b>	<b>78.9</b>	<b>71.7</b>	65.4	<b>93.5</b>	<b>76.9</b>	-
<i>EDGE</i>	●	66.9	73.5	62.7	74.1	68.2	69.1	<b>76.0</b>

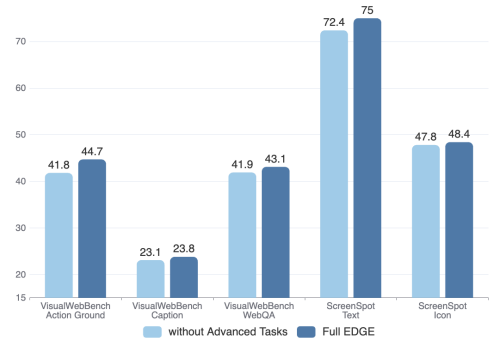
**Table 5: Step SR on Mind2Web. The column "Task" reports cross-task result, and so on. † indicates that top-10 candidates were used, otherwise top-50. \* indicates the model is fine-tuned, while + indicates in-context learning examples are given. ○ means HTML as input while ● means screenshots instead. Apart from Monkey, Qwen2-VL and our model, other results are from [13, 17, 21, 24, 27].**

Methods	#Params	Visual	Task	Website	Domain	Ave.
Flan-T5-XL* [17]	3B	○	52.0	38.9	39.6	43.5
AutoWebGLM [27]	6B	○	66.4	56.4	55.8	59.5
Html-T5-XL* [21]	543B	○	<b>71.5</b>	<b>62.2</b>	<b>67.1</b>	<b>66.9</b>
GPT-3.5-Turbo <sup>+</sup> [45]	-	○	17.4	16.2	18.6	17.4
GPT-4 <sup>†</sup> [1]	-	○	36.2	30.1	26.4	30.9
Qwen-VL* [6]	9.6B	●	13.3	9.1	12.0	11.5
Monkey* [35]	9.6B	●	20.3	12.0	12.2	14.8
SeeClick* [13]	9.6B	●	25.5	16.4	20.8	20.9
CogAgent* [24]	18B	●	62.3	54.0	59.4	59.5
<i>EDGE</i>	9.6B	●	30.0	21.1	22.4	24.5

**Table 6: Ablation study on advanced tasks. Following the same setup and metrics in Section 5.2.1 and Section 5.2.2, we report average scores on VisualWebBench and ScreenSpot.**

Dataset	VisualWebBench [41]	ScreenSpot [13]
w/o Advanced tasks	43.7	62.3
Full <i>EDGE</i>	44.7	63.6

In the future, the data framework and open-source LVLMS still offer a wealth of topics for researchers to explore. For example, extracting lists and tables, as well as topological relationships between nodes during web annotation, can enhance the learning of structured information extraction. The quantity and quality of icon annotations also need enhancement. Additionally, the instruction-following capabilities of LVLMS are currently weaker compared to similarly sized LLMs, and overcoming this limitation would significantly enhance their potential as truly general agents.



**Figure 5: Ablation results on VisualWebBench and ScreenSpot. Scores of ScreenSpot are averaged over three environments.**

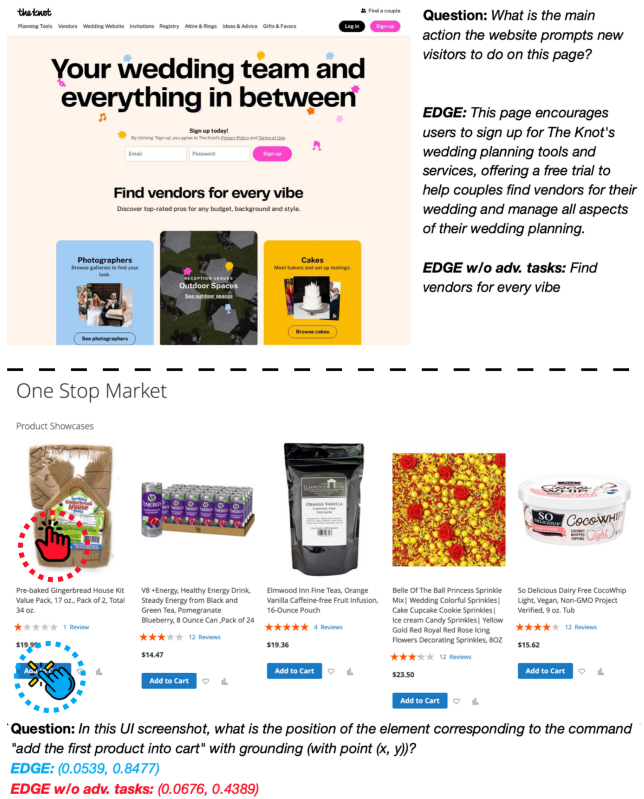
## 7 Conclusion

This paper proposes an *EDGE*, enriched, multi-granularity, and fully automated data synthesis framework for open-source LVLMS, aimed at enhancing their performance on GUI tasks. Based on the annotation of large-scale webpages, we designed elementary recognition tasks and advanced operational tasks, as well as additional icon understanding task, which enable LVLMS to acquire the multi-granularity capabilities required for understanding and interacting with web GUIs, with seamless transfer to mobile and desktop environments. The model’s excellent performance in GUI benchmarks and improvements in agent benchmarks validate the effectiveness of *EDGE*. Our work demonstrates that the vast resources available on the Internet hold significant value for various endeavors, including but not limited to LVLMS training. Furthermore, even individual researchers with limited manpower and funding can effectively leverage these resources to advance their work.

## References

- [1] Josh Achiam, Steven Adler, Sandhini Agarwal, Lama Ahmad, Ilge Akkaya, Florencia Leoni Aleman, Diogo Almeida, Janko Altenschmidt, Sam Altman, Shyamal Anadkat, et al. 2023. Gpt-4 technical report. *arXiv preprint arXiv:2303.08774* (2023).
- [2] Jean-Baptiste Alayrac, Jeff Donahue, Pauline Luc, Antoine Miech, Iain Barr, Yana Hasson, Karel Lenc, Arthur Mensch, Katherine Millican, Malcolm Reynolds, et al.





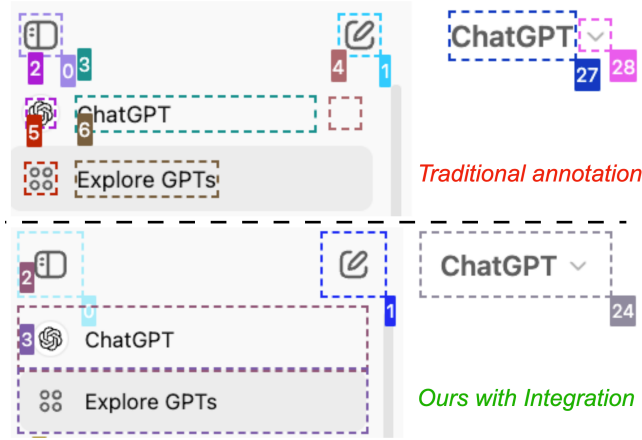
**Figure 6: Examples of comparing the inference results of two models on VisualWebBench and ScreenSpot.**

2022. Flamingo: a visual language model for few-shot learning. *Advances in neural information processing systems* 35 (2022), 23716–23736.
- [3] Rohan Anil, Andrew M Dai, Orhan Firat, Melvin Johnson, Dmitry Lepikhin, Alexandre Passos, Siamak Shakeri, Emanuel Taropa, Paige Bailey, Zhifeng Chen, et al. 2023. Palm 2 technical report. *arXiv preprint arXiv:2305.10403* (2023).
  - [4] Anthropic. 2023. Model Card and Evaluations for Claude Models. <https://www-cdn.anthropic.com/bd2a28d2535bfb0494cc8e2a3bf135d2e7523226/Model-Card-Claude-2.pdf>.
  - [5] Chongyang Bai, Xiaoxue Zang, Ying Xu, Srinivas Sunkara, Abhinav Rastogi, Jindong Chen, et al. 2021. Uibert: Learning generic multimodal representations for ui understanding. *arXiv preprint arXiv:2107.13731* (2021).
  - [6] Jinze Bai, Shuai Bai, Shusheng Yang, Shijie Wang, Sinan Tan, Peng Wang, Junyang Lin, Chang Zhou, and Jingren Zhou. 2023. Qwen-vl: A frontier large vision-language model with versatile abilities. *arXiv preprint arXiv:2308.12966* (2023).
  - [7] Richard A Bolt. 1980. "Put-that-there" Voice and gesture at the graphics interface. In *Proceedings of the 7th annual conference on Computer graphics and interactive techniques*. 262–270.
  - [8] Andrea Burns, Deniz Arsan, Sanjna Agrawal, Ranjitha Kumar, Kate Saenko, and Bryan A Plummer. 2022. A dataset for interactive vision-language navigation with unknown command feasibility. In *European Conference on Computer Vision*. Springer, 312–328.
  - [9] Nicolas Carion, Francisco Massa, Gabriel Synnaeve, Nicolas Unsenier, Alexander Kirillov, and Sergey Zagoruyko. 2020. End-to-end object detection with transformers. In *European conference on computer vision*. Springer, 213–229.
  - [10] Jun Chen, Deyao Zhu, Xiaoqian Shen, Xiang Li, Zechun Liu, Pengchuan Zhang, Raghuraman Krishnamoorthi, Vikas Chandra, Yunyang Xiong, and Mohamed Elhoseiny. 2023. Minigt-v2: large language model as a unified interface for vision-language multi-task learning. *arXiv preprint arXiv:2310.09478* (2023).
  - [11] Keqin Chen, Zhao Zhang, Wei Li Zeng, Richong Zhang, Feng Zhu, and Rui Zhao. 2023. Shikra: Unleashing multimodal llm's referential dialogue magic. *arXiv preprint arXiv:2306.15195* (2023).
  - [12] Xiangning Chen, Chen Liang, Da Huang, Esteban Real, Kaiyuan Wang, Hieu Pham, Xuanyi Dong, Thang Luong, Cho-Jui Hsieh, Yifeng Lu, et al. 2024. Symbolic discovery of optimization algorithms. *Advances in neural information processing systems* 36 (2024).
  - [13] Kanzhi Cheng, Qiushi Sun, Yougang Chu, Fangzhi Xu, Yantao Li, Jianbing Zhang, and Zhiyong Wu. 2024. SeeClick: Harnessing gui grounding for advanced visual gui agents. *arXiv preprint arXiv:2401.10935* (2024).
  - [14] Hyung Won Chung, Le Hou, Shayne Longpre, Barret Zoph, Yi Tay, William Fedus, Yunxuan Li, Xuezhi Wang, Mostafa Dehghani, Siddhartha Brahma, et al. 2024. Scaling instruction-finetuned language models. *Journal of Machine Learning Research* 25, 70 (2024), 1–53.
  - [15] ddpont808. [n. d.]. *GPT-4V-Act*. <https://github.com/ddpont808/GPT-4V-Act>
  - [16] Biplab Deka, Zifeng Huang, Chad Franzen, Joshua Hibschan, Daniel Afegan, Yang Li, Jeffrey Nichols, and Ranjitha Kumar. 2017. Rico: A mobile app dataset for building data-driven design applications. In *Proceedings of the 30th annual ACM symposium on user interface software and technology*. 845–854.
  - [17] Xiang Deng, Yu Gu, Boyuan Zheng, Shijie Chen, Sam Stevens, Boshi Wang, Huan Sun, and Yu Su. 2024. Mind2web: Towards a generalist agent for the web. *Advances in Neural Information Processing Systems* 36 (2024).
  - [18] Hiroki Furuta, Kuang-Huei Lee, Ofir Nachum, Yutaka Matsuo, Aleksandra Faust, Shixiang Shane Gu, and Izzeddin Gur. 2023. Multimodal web navigation with instruction-finetuned foundation models. *arXiv preprint arXiv:2305.11854* (2023).
  - [19] Difei Gao, Lei Ji, Zechen Bai, Mingyu Ouyang, Peiran Li, Dongxing Mao, Qinchun Wu, Weichen Zhang, Peiyi Wang, Xiangwu Guo, et al. 2023. Assist-gui: Task-oriented desktop graphical user interface automation. *arXiv preprint arXiv:2312.13108* (2023).
  - [20] Yuan Gao, Kunyu Shi, Pengkai Zhu, Edouard Belval, Oren Nuriel, Srikanth Appalaraju, Shabnam Ghadar, Zhuowen Tu, Vijay Mahadevan, and Stefano Soatto. 2024. Enhancing vision-language pre-training with rich supervisions. In *Proceedings of the IEEE/CVF Conference on Computer Vision and Pattern Recognition*. 13480–13491.
  - [21] Izzeddin Gur, Hiroki Furuta, Austin Huang, Mustafa Safdari, Yutaka Matsuo, Douglas Eck, and Aleksandra Faust. 2023. A real-world webagent with planning, long context understanding, and program synthesis. *arXiv preprint arXiv:2307.12856* (2023).
  - [22] Izzeddin Gur, Ulrich Rueckert, Aleksandra Faust, and Dilek Hakkani-Tur. 2018. Learning to navigate the web. *arXiv preprint arXiv:1812.09195* (2018).
  - [23] Zecheng He, Srinivas Sunkara, Xiaoxue Zang, Ying Xu, Lijuan Liu, Nevan Wichers, Gabriel Schubiner, Ruby Lee, and Jindong Chen. 2021. Actionbert: Leveraging user actions for semantic understanding of user interfaces. In *Proceedings of the AAAI Conference on Artificial Intelligence*, Vol. 35. 5931–5938.
  - [24] Wenyi Hong, Weihang Wang, Qingsong Lv, Jiazhang Xu, Wenmeng Yu, Junhui Ji, Yan Wang, Zihan Wang, Yuxiao Dong, Ming Ding, and Jie Tang. 2023. CogAgent: A Visual Language Model for GUI Agents. *arXiv:2312.08914* [cs.CV]
  - [25] Peter C Humphreys, David Raposo, Tobias Pohlen, Gregory Thornton, Rachita Chhabaria, Alistair Muldal, Josh Abramson, Petko Georgiev, Adam Santoro, and Timothy Lillicrap. 2022. A data-driven approach for learning to control computers. In *International Conference on Machine Learning*. PMLR, 9466–9482.
  - [26] Geunwoo Kim, Pierre Baldi, and Stephen McAleer. 2024. Language models can solve computer tasks. *Advances in Neural Information Processing Systems* 36 (2024).
  - [27] Hanyu Lai, Xiao Liu, Iat Long Iong, Shuntian Yao, Yuxuan Chen, Pengbo Shen, Hao Yu, Hanchen Zhang, Xiaohan Zhang, Yuxiao Dong, et al. 2024. AutoWebGLM: Bootstrap And Reinforce A Large Language Model-based Web Navigating Agent. *arXiv preprint arXiv:2404.03648* (2024).
  - [28] Xin Lai, Zhuotao Tian, Yukang Chen, Yanwei Li, Yuhui Yuan, Shu Liu, and Jiaya Jia. 2024. Lisa: Reasoning segmentation via large language model. In *Proceedings of the IEEE/CVF Conference on Computer Vision and Pattern Recognition*. 9579–9589.
  - [29] Kenton Lee, Mandar Joshi, Iulia Raluca Turc, Hexiang Hu, Fangyu Liu, Julian Martin Eisenschlos, Urvashi Khandelwal, Peter Shaw, Ming-Wei Chang, and Kristina Toutanova. 2023. Pix2struct: Screenshot parsing as pretraining for visual language understanding. In *International Conference on Machine Learning*. PMLR, 18893–18912.
  - [30] Chunyuan Li, Cliff Wong, Sheng Zhang, Naoto Usuyama, Haotian Liu, Jianwei Yang, Tristan Naumann, Hoifung Poon, and Jianfeng Gao. 2024. Llava-med: Training a large language-and-vision assistant for biomedicine in one day. *Advances in Neural Information Processing Systems* 36 (2024).
  - [31] Gang Li and Yang Li. 2022. Spotlight: Mobile ui understanding using vision-language models with a focus. *arXiv preprint arXiv:2209.14927* (2022).
  - [32] Junnan Li, Dongxu Li, Silvio Savarese, and Steven Hoi. 2023. Blip-2: Bootstrapping language-image pre-training with frozen image encoders and large language models. In *International conference on machine learning*. PMLR, 19730–19742.
  - [33] Yang Li, Jiacong He, Xin Zhou, Yuan Zhang, and Jason Baldridge. 2020. Mapping natural language instructions to mobile UI action sequences. *arXiv preprint arXiv:2005.03776* (2020).
  - [34] Yang Li, Gang Li, Luheng He, Jingjie Zheng, Hong Li, and Zhiwei Guan. 2020. Widget captioning: Generating natural language description for mobile user interface elements. *arXiv preprint arXiv:2010.04295* (2020).
  - [35] Zhang Li, Biao Yang, Qiang Liu, Zhiyin Ma, Shuo Zhang, Jingxu Yang, Yabo Sun, Yuliang Liu, and Xiang Bai. 2024. Monkey: Image resolution and text label are important things for large multi-modal models. In *Proceedings of the IEEE/CVF Conference on Computer Vision and Pattern Recognition*. 26763–26773.

- [36] Henry Lieberman et al. 1995. Letizia: An agent that assists web browsing. *IJCAI (1)* 1995 (1995), 924–929.
- [37] Evan Zheran Liu, Kelvin Guu, Panupong Pasupat, Tianlin Shi, and Percy Liang. 2018. Reinforcement learning on web interfaces using workflow-guided exploration. *arXiv preprint arXiv:1802.08802* (2018).
- [38] Haotian Liu, Chunyuan Li, Yuheng Li, and Yong Jae Lee. 2024. Improved baselines with visual instruction tuning. In *Proceedings of the IEEE/CVF Conference on Computer Vision and Pattern Recognition*. 26296–26306.
- [39] Haotian Liu, Chunyuan Li, Yuheng Li, Bo Li, Yuanhan Zhang, Sheng Shen, and Yong Jae Lee. 2024. Llava-next: Improved reasoning, ocr, and world knowledge.
- [40] Haotian Liu, Chunyuan Li, Qingyang Wu, and Yong Jae Lee. 2024. Visual instruction tuning. *Advances in neural information processing systems* 36 (2024).
- [41] Junpeng Liu, Yifan Song, Bill Yuchen Lin, Wai Lam, Graham Neubig, Yuanzhi Li, and Xiang Yue. 2024. VisualWebBench: How Far Have Multimodal LLMs Evolved in Web Page Understanding and Grounding? *arXiv preprint arXiv:2404.05955* (2024).
- [42] Shilong Liu, ZhaoYang Zeng, Tianhe Ren, Feng Li, Hao Zhang, Jie Yang, Chunyuan Li, Jianwei Yang, Hang Su, Jun Zhu, et al. 2023. Grounding dino: Marrying dino with grounded pre-training for open-set object detection. *arXiv preprint arXiv:2303.05499* (2023).
- [43] Anton Lozhkov, Loubna Ben Allal, Leandro von Werra, and Thomas Wolf. 2024. *FineWeb-Edu*. <https://doi.org/10.57967/hf/2497>
- [44] Runliang Niu, Jindong Li, Shiqi Wang, Yali Fu, Xiyu Hu, Xueyuan Leng, He Kong, Yi Chang, and Qi Wang. 2024. ScreenAgent: A Vision Language Model-driven Computer Control Agent. (2024). *arXiv:2402.07945* [cs.HC]
- [45] OpenAI. 2022. Introducing chatgpt.
- [46] Zhiliang Peng, Wenhui Wang, Li Dong, Yaru Hao, Shaohan Huang, Shuming Ma, and Furu Wei. 2023. Kosmos-2: Grounding multimodal large language models to the world. *arXiv preprint arXiv:2306.14824* (2023).
- [47] Christopher Rawles, Alice Li, Daniel Rodriguez, Oriana Riva, and Timothy Lillcrap. 2024. Androidinthewild: A large-scale dataset for android device control. *Advances in Neural Information Processing Systems* 36 (2024).
- [48] Peter Shaw, Mandar Joshi, James Cohan, Jonathan Berant, Panupong Pasupat, Hexiang Hu, Urvashi Khandelwal, Kenton Lee, and Kristina N Toutanova. 2023. From pixels to ui actions: Learning to follow instructions via graphical user interfaces. *Advances in Neural Information Processing Systems* 36 (2023), 34354–34370.
- [49] Tianlin Shi, Andrej Karpathy, Linxi Fan, Jonathan Hernandez, and Percy Liang. 2017. World of bits: An open-domain platform for web-based agents. In *International Conference on Machine Learning*. PMLR, 3135–3144.
- [50] Significant Gravitas. [n. d.]. *AutoGPT*. <https://github.com/Significant-Gravitas/AutoGPT>
- [51] Shezheng Song, Xiaopeng Li, and Shasha Li. 2023. How to bridge the gap between modalities: A comprehensive survey on multimodal large language model. *arXiv preprint arXiv:2311.07594* (2023).
- [52] Gemini Team, Rohan Anil, Sebastian Borgeaud, Yonghui Wu, Jean-Baptiste Alayrac, Jiahui Yu, Radu Soricut, Johan Schalkwyk, Andrew M Dai, Anja Hauth, et al. 2023. Gemini: a family of highly capable multimodal models. *arXiv preprint arXiv:2312.11805* (2023).
- [53] Hugo Touvron, Louis Martin, Kevin Stone, Peter Albert, Amjad Almahairi, Yasmine Babaei, Nikolay Bashlykov, Soumya Batra, Prajjwal Bhargava, Shruti Bhosale, et al. 2023. Llama 2: Open foundation and fine-tuned chat models. *arXiv preprint arXiv:2307.09288* (2023).
- [54] Bryan Wang, Gang Li, Xin Zhou, ZhouRong Chen, Tovi Grossman, and Yang Li. 2021. Screen2words: Automatic mobile UI summarization with multimodal learning. In *The 34th Annual ACM Symposium on User Interface Software and Technology*. 498–510.
- [55] Junyang Wang, Haiyang Xu, Jiabo Ye, Ming Yan, Weizhou Shen, Ji Zhang, Fei Huang, and Jitao Sang. 2024. Mobile-agent: Autonomous multi-modal mobile device agent with visual perception. *arXiv preprint arXiv:2401.16158* (2024).
- [56] Peng Wang, Shuai Bai, Sinan Tan, Shijie Wang, Zhihao Fan, Jinze Bai, Keqin Chen, Xuejing Liu, Jialin Wang, Wenbin Ge, et al. 2024. Qwen2-VL: Enhancing Vision-Language Model’s Perception of the World at Any Resolution. *arXiv preprint arXiv:2409.12191* (2024).
- [57] Weihang Wang, Qingsong Lv, Wenmeng Yu, Wenyi Hong, Ji Qi, Yan Wang, Junhui Ji, Zhuoyi Yang, Lei Zhao, Xixuan Song, Jiazheng Xu, Bin Xu, Juanzi Li, Yuxiao Dong, Ming Ding, and Jie Tang. 2023. CogVLM: Visual Expert for Pretrained Language Models. *arXiv:2311.03079* [cs.CV]
- [58] Hao Wen, Yuanchun Li, Guohong Liu, Shanhui Zhao, Tao Yu, Toby Jia-Jun Li, Shiqi Jiang, Yunhao Liu, Yaqin Zhang, and Yunxin Liu. 2024. AutoDroid: LLM-powered Task Automation in Android. *arXiv:2308.15272* [cs.AI] <https://arxiv.org/abs/2308.15272>
- [59] Zhiyong Wu, Chengcheng Han, Zichen Ding, Zhenmin Weng, Zhoumianze Liu, Shunyu Yao, Tao Yu, and Lingpeng Kong. 2024. Os-copilot: Towards generalist computer agents with self-improvement. *arXiv preprint arXiv:2402.07456* (2024).
- [60] An Yan, Zhengyuan Yang, Wanrong Zhu, Kevin Lin, Linjie Li, Jianfeng Wang, Jianwei Yang, Yiwu Zhong, Julian McAuley, Jianfeng Gao, et al. 2023. Gpt-4v in wonderland: Large multimodal models for zero-shot smartphone gui navigation. *arXiv preprint arXiv:2311.07562* (2023).
- [61] Jianwei Yang, Hao Zhang, Feng Li, Xueyan Zou, Chunyuan Li, and Jianfeng Gao. 2023. Set-of-mark prompting unleashes extraordinary visual grounding in gpt-4v. *arXiv preprint arXiv:2310.11441* (2023).
- [62] Zhao Yang, Jiaxuan Liu, Yucheng Han, Xin Chen, Zebiao Huang, Bin Fu, and Gang Yu. 2023. Appagent: Multimodal agents as smartphone users. *arXiv preprint arXiv:2312.13771* (2023).
- [63] Qinghao Ye, Haiyang Xu, Jiabo Ye, Ming Yan, Anwen Hu, Haowei Liu, Qi Qian, Ji Zhang, and Fei Huang. 2024. mplug-owl2: Revolutionizing multi-modal large language model with modality collaboration. In *Proceedings of the IEEE/CVF Conference on Computer Vision and Pattern Recognition*. 13040–13051.
- [64] Shukang Yin, Chaoyou Fu, Sirui Zhao, Ke Li, Xing Sun, Tong Xu, and Enhong Chen. 2023. A survey on multimodal large language models. *arXiv preprint arXiv:2306.13549* (2023).
- [65] Haoxuan You, Haotian Zhang, Zhe Gan, Xianzhi Du, Bowen Zhang, Zirui Wang, Liangliang Cao, Shih-Fu Chang, and Yinfei Yang. 2023. Ferret: Refer and ground anything anywhere at any granularity. *arXiv preprint arXiv:2310.07704* (2023).
- [66] Keen You, Haotian Zhang, Eldon Schoop, Floris Weers, Amanda Swearngin, Jeffrey Nichols, Yinfei Yang, and Zhe Gan. 2024. Ferret-UI: Grounded Mobile UI Understanding with Multimodal LLMs. *arXiv preprint arXiv:2404.05719* (2024).
- [67] Duzhen Zhang, Yahan Yu, Chenxing Li, Jiahua Dong, Dan Su, Chenhui Chu, and Dong Yu. 2024. Mm-llms: Recent advances in multimodal large language models. *arXiv preprint arXiv:2401.13601* (2024).
- [68] Hao Zhang, Hongyang Li, Feng Li, Tianhe Ren, Xueyan Zou, Shilong Liu, Shijia Huang, Jianfeng Gao, Lei Zhang, Chunyuan Li, et al. 2023. Llava-grounding: Grounded visual chat with large multimodal models. *arXiv preprint arXiv:2312.02949* (2023).
- [69] Shilong Zhang, Peize Sun, Shoufa Chen, Min Xiao, Wenqi Shao, Wenwei Zhang, Yu Liu, Kai Chen, and Ping Luo. 2023. Gpt4roi: Instruction tuning large language model on region-of-interest. *arXiv preprint arXiv:2307.03601* (2023).
- [70] Zhuosheng Zhang and Aston Zhang. 2023. You only look at screens: Multimodal chain-of-action agents. *arXiv preprint arXiv:2309.11436* (2023).
- [71] Yang Zhao, Zhijie Lin, Daquan Zhou, Zilong Huang, Jiashi Feng, and Bingyi Kang. 2023. Bubogpt: Enabling visual grounding in multi-modal llms. *arXiv preprint arXiv:2307.08581* (2023).
- [72] Boyuan Zheng, Boyu Gou, Jihyung Kil, Huan Sun, and Yu Su. 2024. Gpt-4v (ision) is a generalist web agent, if grounded. *arXiv preprint arXiv:2401.01614* (2024).
- [73] Longtao Zheng, Rundong Wang, Xinrun Wang, and Bo An. 2023. Synapse: Trajectory-as-exemplar prompting with memory for computer control. In *The Twelfth International Conference on Learning Representations*.
- [74] Shuyan Zhou, Frank F Xu, Hao Zhu, Xuhui Zhou, Robert Lo, Abishek Sridhar, Xianyi Cheng, Tianyue Ou, Yonatan Bisk, Daniel Fried, et al. 2023. Webarena: A realistic web environment for building autonomous agents. *arXiv preprint arXiv:2307.13854* (2023).
- [75] Xizhou Zhu, Weijie Su, Lewei Lu, Bin Li, Xiaogang Wang, and Jifeng Dai. 2020. Deformable detr: Deformable transformers for end-to-end object detection. *arXiv preprint arXiv:2010.04159* (2020).

## A The Annotation Script

We meticulously implement a JavaScript script for annotating any webpage, which can be executed directly in the browser console or via browser drivers. It first filters out invisible elements within the current viewport, followed by excluding visually hidden elements, even if present in the HTML, by checking factors like the computed styles and cursor accessibility, as well as the special cases like overflow beyond its container’s boundaries, to ensure accurate visibility judgments. In our experience, this precise visibility filtering is crucial for the accuracy of subsequent element annotations.



**Figure 7: Comparison of our annotations with traditional methods, where ours capture the complete semantics.**

Next, we determine the type of each visible element based on attributes like tag, role, and computed styles, covering common elements found on webpages, such as text, code, images, icons, buttons, hyperlinks, and inputs. Then we designed a set of integration rules based on the type, content, and children of an element to decide whether it represents the smallest, complete semantic unit visually. For example (illustrated in Figure 7), buttons often consist of borders, text, and icons visually. Traditional methods tend to recognize the text and icon separately, leading to incomplete semantic understanding. In contrast, we treat the entire button as a single element and use the outermost border to determine its position. This approach aligns more closely with human visual perception, providing a more cohesive semantic representation. Figure 8 shows the more webpage annotations results.

In practice, to avoid samples being concentrated in the header of webpages, we dynamically determine the number and location of annotations based on the length of webpages. Specifically, if the webpage is short and is completely contained in the current viewport, it will be only annotated once; if the webpage is longer, it will be first annotated at the header, and then we scroll to its bottom to annotated it again; if the webpage is very long, it will be annotated once more in the middle.

In implementation, we traverse the DOM tree, recursively collecting information from each element. This method offers great extensibility. For example, we can additionally annotate relationships between elements, such as parent-child or sibling connections,

and to identify structured elements like tables and lists. We have published the complete annotation script in our code repository.

## B Dataset Details

### B.1 Training Samples

When rendering webpages, we choose from 16 pre-selected common screen sizes to simulate the presentation of webpages on desktop, tablet and mobile devices.

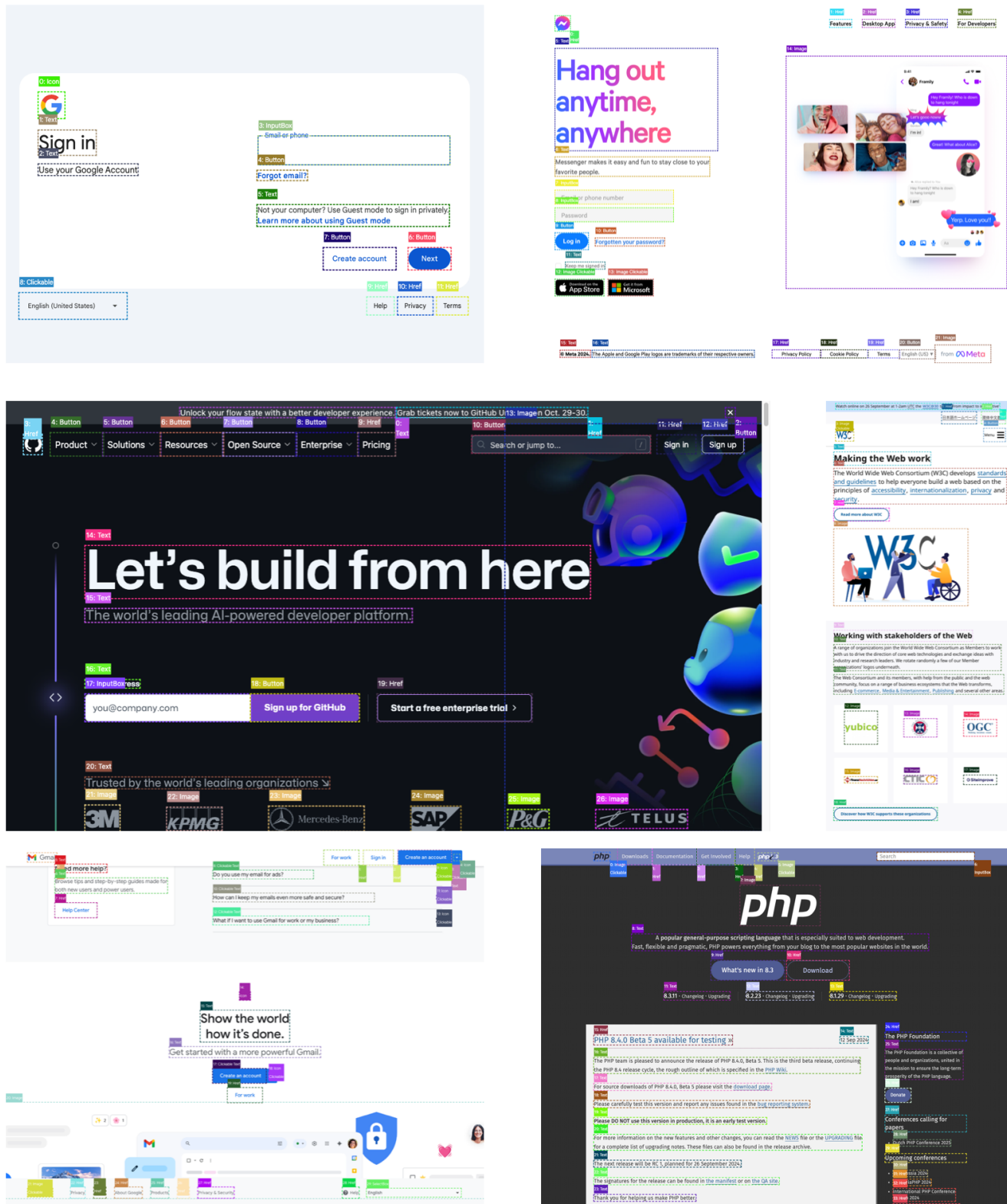
For elementary tasks, the input images of the training samples are raw screenshots, and the dotted box annotations in the previous images are only for demonstration purposes. We use two question forms in grounding tasks: predicting the bounding box  $(x1, y1, x2, y2)$  or its center point  $(x, y)$ , with the specific choice explicitly indicated in the input. As shown in Figure 9, for element-level tasks, we use a multi-turn conversation format, where a sample consists of which is not only more sample efficient, but also bring better experimental results. Page-level tasks still occupy a single sample.

Since the encoding length of the Monkey [35] for an image exceeds half of the total sequence length, each training sample contains at most one image. We adopt different sample formats for element-level tasks and page-level tasks. As shown in the Figure 9, for element-level tasks like OCR and grounding, we use a multi-turn conversation format, where each training sample contains multiple independent question-answering instances of a single screenshot on the same task. This setting brings a higher density of supervision signals, makes full use of the calculation of each forward propagation, and can improve the efficiency of model training. Page-level tasks like captioning still occupy a single sample. Page-level question-answering tasks such as captioning still take a single sample. Advanced tasks share a similar division, with element-level the conversation intention task using a multi-turn conversation setting, while the page-level detailed description and function inference use a single question-answer format.

### B.2 Question Templates for Elementary Tasks

For single-round QA tasks, we first manually write three question templates for each task, and then prompted ChatGPT to generate more templates that are richer and more various in natural language features such as vocabulary, syntax, and sentiment, to simulate the query input by various users with different prompting habits. For multi-turn QA tasks such as OCR and grounding, as well as all of mobile screen tasks on the Rico dataset, we directly use the multi-turn question templates provided by SeeClick [13], which typically have dozens of templates for each task. Note that as shown in Figure 9 in the element-level multi-turn conversation, the "template" we refer to here is the task description. For example, for the grounding task, we first input the task description, followed by multiple elementary questions and answers, i.e., the description and the location of the on-screen elements. As for the page-level tasks, templates are the specific questions. Figure 10 shows some templates for grounding, OCR, captioning, and icon describing tasks.





**Figure 8: More webpage annotations results.**



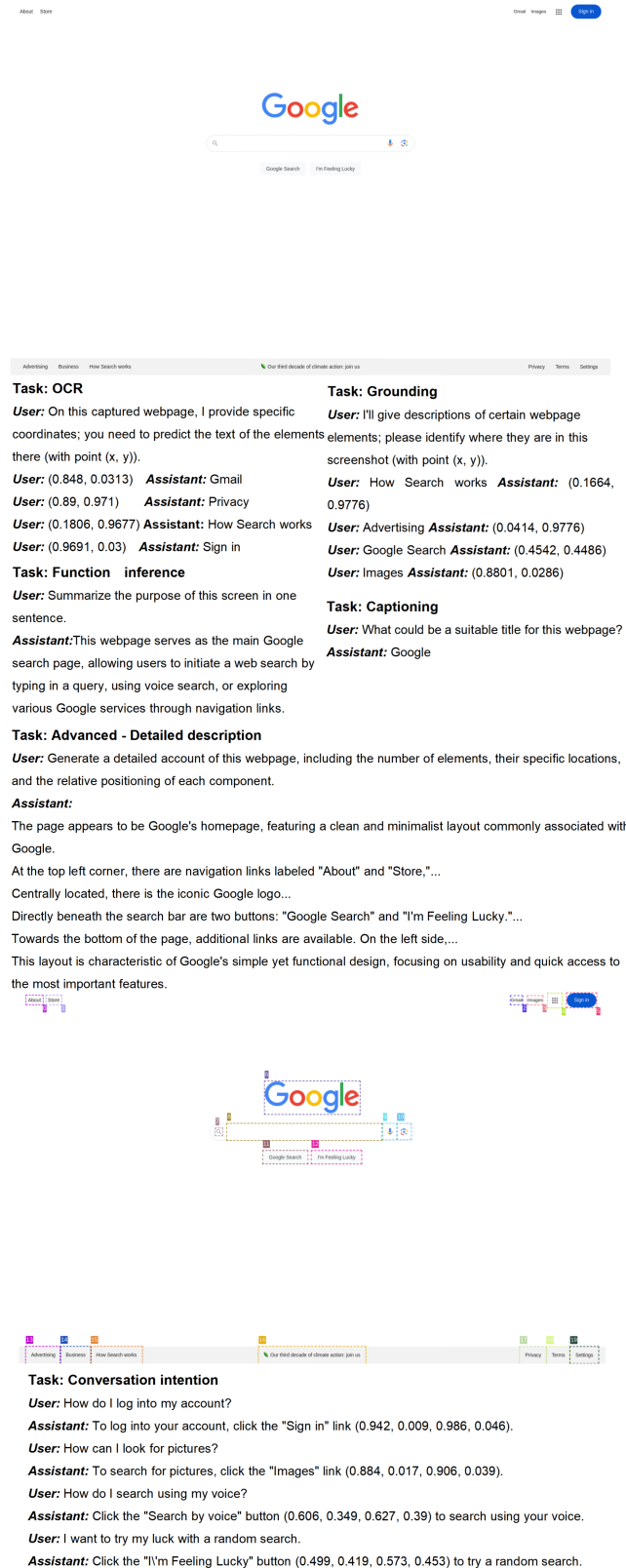


Figure 9: Examples of training samples on the homepage of Google.

### B.3 Prompts for Advanced Tasks

We use Claude-3.5-Sonnet-20240620 to generate advanced task QA data. According to preliminary manual judgment, the quality of QA pairs generated by Claude-3.5 is slightly higher than those by GPT-4V. Following Ferret-UI [66], the textual prompts we input into Claude include shared prompts, task prompts, screen annotations, and QA examples (only for conversation intention). On this basis, webpage screenshots annotated with the Set-of-Mark [61] visual prompting method are used as visual input to help the model capture information and semantics that the automatic annotation may miss. Human evaluation shows that the Set-of-Mark prompted screenshots input effectively utilizes the powerful visual understanding ability of proprietary models, which can not only correct the semantics that are omitted or mislabeled by the annotation script, but also reduce the model's hallucinations. Because we require the model to output the annotation number corresponding to each element, which forces it to select the annotated elements, thereby using accurate positions instead of the inaccurate self-generated ones.

An example of the conversation intention task is displayed in Figure 9. Examples of the shared prompt and the task prompt for the three advanced tasks are shown in Figure 11.

## C Evaluation Details

### C.1 VisualWebBench

There are seven tasks in VisualWebBench [41]: Caption, WebQA, HeadOCR, Element OCR, Element Ground, Action Prediction, and Action Ground.

The Caption task requires models to predict the content attribute of the tag `<meta name="description" content="xxx">` in the HTML header. The WebQA task involves questions and answers about various contents on webpages. HeadOCR requires the model to output the content of the most eye-catching heading on the webpage. The Element OCR task gives the bounding box of an element and marks the element with a red rectangular box in the screenshot, requiring the model to extract the text content of the element. Element Ground provides the text of an element, marks multiple elements with numbered red rectangular box in the screenshot, and requires the model to select the correct number, that is, the number corresponding to the element containing the given text. In the Action Prediction task, the model choose the most likely description of the webpage that will be jumped to after clicking on an element. In the Action Ground task, the model selects the element to be clicked based on the given user instructions and the screenshot with multiple elements marked with red boxes, also in the form of multiple choices.

When evaluating the GUI understanding and interaction capabilities of LVLMs on VisualWebBench [41], we adopt the prompts provided by VisualWebBench by default. The exceptions are that for the evaluation of *EDGE* on the Element Ground and Action Ground tasks, we use our own prompts, requiring the model to directly predict the coordinate point instead of the default multiple choice setting.

We also slightly modified the prompt of the Caption task to describe the target of the task in a more humane way. In contrast, the original prompt directly requires the model to output `<meta`

### Grounding Templates

- In the screenshot of this web page, please give me the coordinates of the element I want to click on according to my instructions.
- I will give textual descriptions of certain elements in the screenshot. Please predict the location of the corresponding element.
- I'll provide textual descriptions of elements in this webpage screenshot. Can you find their coordinates?
- In the provided web page image, I'll describe specific elements. Identify their locations, please.
- ...

### OCR Templates

- In this webpage capture, I'll give coordinates; can you predict the text content of the elements at these locations?
- On this page, I will give you a series of coordinates and ask you to predict the text of the clickable element that corresponds to these coordinates.
- With this image of the webpage, I give specific coordinates; your task is to describe the text of the elements at these points.
- Using this screenshot of a webpage, I'll indicate coordinates; can you predict the text of the elements?
- ...

### Captioning Templates

#### Title:

- What could be a suitable title for this webpage to be displayed in search engine results, considering its content and functions?
- Observe this screen carefully, and then summarize its content or functionality of this webpage as a title.
- ...

#### Description:

- When displayed in the search engine results, what may be the summary sentence below the webpage title?
- Generate a introduction or description of this webpage.
- ...

Figure 10: Question templates for some elementary tasks.

### System Prompt

You are an efficient text generation model that focuses on generating accurate, diverse, and high-quality text data based on the user's task description and sample information. Please make sure you understand the task requirements, understand the sample information, and generate the corresponding data based on the possibly provided example(s).

### Shared Prompt

You will receive a webpage screenshot and textual annotations detecting the GUI components in this screenshot. The first three lines of the textual annotations are the URL, title and description of the webpage, respectively, and the GUI component detections are listed below. Each line is represented by types, text, supplementary information and bounding box separated by comma, describing a specific HTML element visible in this webpage screenshot. The types, separated by whitespace, are enclosed in curly braces, and the text is enclosed in double quotes. Supplementary information corresponds to the title or aria-label attribute of an HTML element. Bounding box coordinates are represented as [x1, y1, x2, y2] with floating numbers ranging from 0 to 1. These values correspond to the top left x, top left y, bottom right x, and bottom right y.

### Task Prompt: Detailed Description

Using the provided screenshot and text annotations, you act as a screen reader to describe the webpage in detail. Instead of directly mentioning the bounding box coordinates, utilize this data to explain the scene using natural language. Include details like element counts, position of and relative position between the elements. If the screen contains a list of many semantically similar elements, such as a list of news headlines, it is not necessary to describe them one by one. Always answer as if you are directly looking at the screen without extra annotation. But you can't tell in the first person. Answer in a human tone, as if one were describing the screen to another person.

### Task Prompt: Function Inference

Using the provided screenshot and annotations, give a one-sentence description of the purpose of the page. Particularly, what's the function of this page when a user interacts with the webpage. Begin the description directly without saying any other thing. Answer in a human tone, as if one were describing the function of the page to another person.

### Task Prompt: Conversation Intention

Note that in the screenshot of this webpage, each GUI detection is framed with a rectangle, and its number nearby. For each framed element, you need to combine its visual features and textual annotation (indexed by its number) to better understand the element. Then, based on your full understanding of the page from both the provided screenshot and the information, design question and answer pairs simulating the interactions between a user and system. The user, not familiar with the website GUI, asks questions related to a specific task that needs to interact with some element(s). The words and expressions may be different from something shown on the webpage. Thus, in questions, instead of repeating the key texts of certain elements, you should use synonyms, equivalent expressions or related contents in moderation to simulate the various vague and diverse natural language expressions that users may input. The system, proficient in operating this website GUI and fully understanding the user's intention, recognizes the necessary element and briefly answers in one sentence. When referring to an element in system answers, index the annotation with the marked number in the screenshot corresponding to the target element, and append its number and bounding box as {ID: (x1, y1, x2, y2)} directly after mentioning it. From the screenshot you're supposed to gain more information and have a deeper understanding of the page so as to generate more and better QA pairs. Prioritize focusing on visual icons that appear separately without nearby explanatory text in the screenshot. Combining their visual features, relative positions with other elements and possible textual attributes in the annotations, infer their functions and generate QA pairs. Output a JSON array of question-answering pairs, each being a dictionary with keys "User" and "System".  
## Followed by an example

Figure 11: Prompts for advanced tasks data synthesizing using Claude-3.5. Some prompts are slightly simplified, retaining the core logic and omitting the cumbersome details.

### Modified Prompts in VisualWebBench

Caption:

Can you summarize the general content or functionality of this webpage in one sentence in order to display its content to users in search engine results?

Element Ground:

Based on the screenshot of the page, I give a text description and you give its corresponding location (with point  $(x, y)$ )

Action Ground:

In this UI screenshot, what is the position of the element corresponding to the command "[instruction]" (with point  $(x, y)$ )?

Figure 12: Modified task prompts in VisualWebBench.

### Prompt Format for Agent Benchmarks

**User:** <image> Please generate the next move according to the UI screenshot, instruction and previous actions.

**Instruction:** <instruction>

**Previous actions:**

**Step1:** <step1>

**Step2:** <step2>

**Step3:** <step3>

**Step4:** <step4>

**Assistant:** <next action>

Figure 13: The prompt format for fine-tuning and evaluation in the three downstream agent benchmarks.

name="description" content="YOUR ANSWER">, which is too formalized. Intuitively, neither humans nor GUI interaction models need to understand the HTML structure and content behind the webpage.

For the above three tasks, our modified prompts are shown in Figure 12.

## C.2 ScreenSpot

Each sample in ScreenSpot [13] is an action grounding task. Experimental results show that the point prediction of each model is slightly better than the bounding box prediction. Therefore, we use the same prompt as the Action Ground task of VisualWebBench, as shown in Figure 12.

## C.3 Downstream Agent Benchmarks

We use the same dataset and evaluation settings as in SeeClick [13] for fine-tuning and evaluating *EDGE* on the three downstream agent benchmarks, namely MiniWob [49], AITW [47], and Mind2Web [17]. Specifically, *EDGE* does not use any explicit agent framework, but simply concatenates instructions and the previous actions as text prompts, and then directly generates the next action. SeeClick has defined a set of mappings from textual actions to numerical action ids, and the fine-tuning process is to make the model familiar with the mapping between the action ids of the corresponding benchmark and the real action in natural language. Figure 13 shows the prompt format used by *EDGE* in the fine-tuning and evaluation of these three agent benchmarks, which is exactly the same as that shown in the appendix of the SeeClick paper [13].

## D More Inference Results

More reasoning results are shown in Figure 14. Here we ask the model to output the predicted bounding box of the target element instead of a single point to improve interpretability. The output bounding boxes are marked with red rectangular boxes in the screenshots.

The template-based elementary tasks enables the model to accurately locate elements, while after training on free-form high-level tasks, our model supports understanding and answering user operation instructions in a natural, human-like manner. With the help of LVLM’s native natural language understanding and generation capabilities, *EDGE* implicitly completes the process of intent recognition, action grounding, and element grounding, just like a human assistant talking to you.

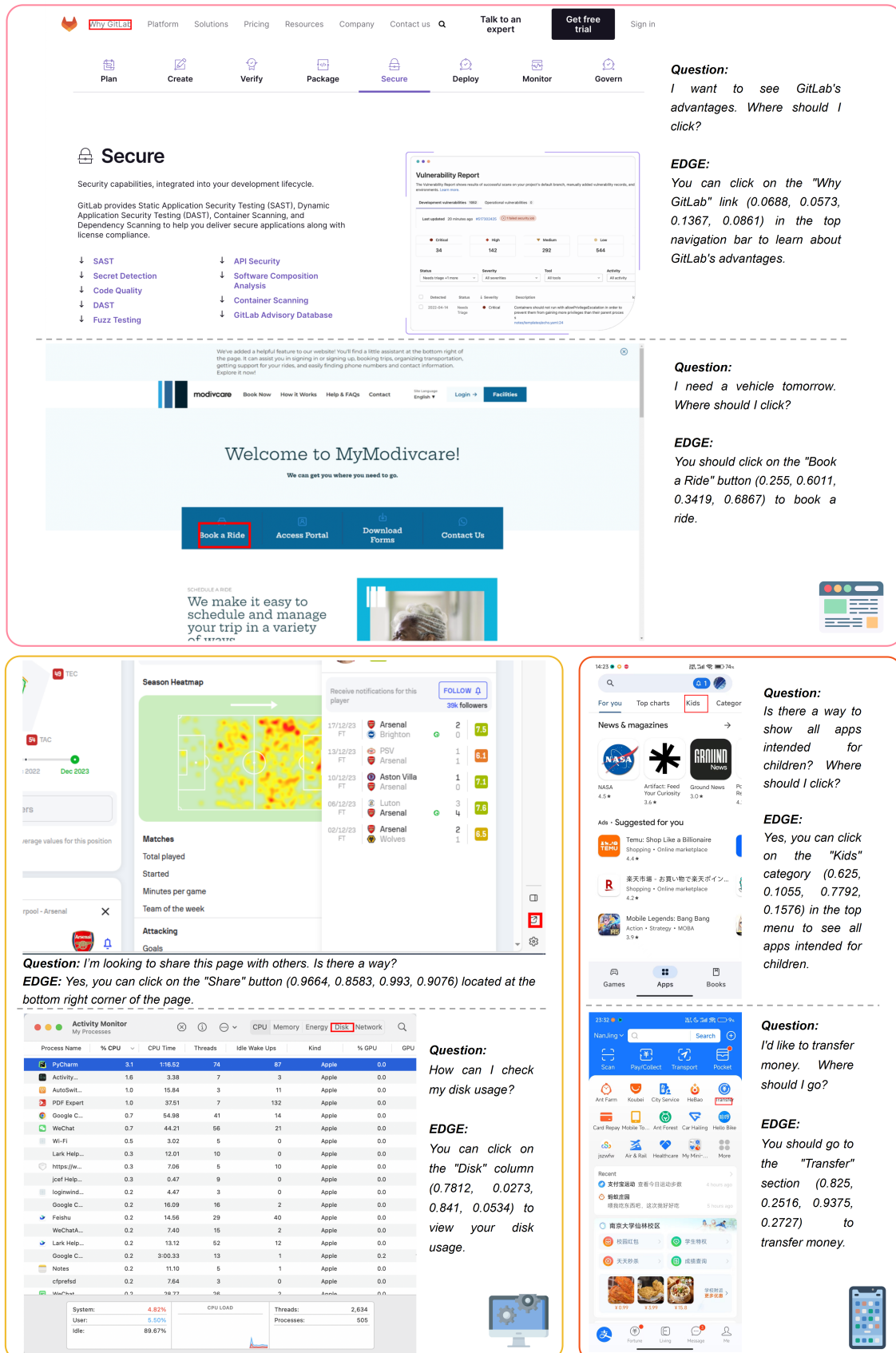


Figure 14: Examples of inference results of EDGE on web, desktop, and mobile environments are shown. The output bounding box is marked with a red rectangle.