

Learning Neural Strategy-Proof Matching Mechanism from Examples

Ryota Maruo, Koh Takeuchi, Hisashi Kashima

Kyoto University

mryota@ml.ist.i.kyoto-u.ac.jp, takeuchi@i.kyoto-u.ac.jp, kashima@i.kyoto-u.ac.jp

Abstract

Designing effective two-sided matching mechanisms is a major problem in mechanism design, and the goodness of matching cannot always be formulated. The existing work addresses this issue by searching over a parameterized family of mechanisms with certain properties by learning to fit a human-crafted dataset containing examples of preference profiles and matching results. However, this approach does not consider a strategy-proof mechanism, implicitly assumes the number of agents to be a constant, and does not consider the public contextual information of the agents. In this paper, we propose a new parametric family of strategy-proof matching mechanisms by extending the serial dictatorship (SD). We develop a novel attention-based neural network called NeuralSD, which can learn a strategy-proof mechanism from a human-crafted dataset containing public contextual information. NeuralSD is constructed by tensor operations that make SD differentiable and learns a parameterized mechanism by estimating an order of SD from the contextual information. We conducted experiments to learn a strategy-proof matching from matching examples with different numbers of agents. We demonstrated that our method shows the superiority of learning with context-awareness over a baseline in terms of regression performance and other metrics.

1 Introduction

Two-sided matching is a major problem in mechanism design and has been applied to various real-world applications, such as labor markets for medical interns and residents (Roth 1984), assignments in schools (Abdulkadiroğlu and Sönmez 2003), and matchings between firms and banks in loan markets (Chen and Song 2013). For example in school choice, a public center called a *mechanism designer* develops a *matching mechanism* to form pairs of students and schools based on their reported preferences for each other.

Recently, the public contextual information of agents has played a crucial role for better matching outcomes. For example, in affirmative action for minorities, race and income status are used to achieve a fair matching in school choice in Brazil (Aygün and Bó 2021; Dur, Pathak, and Sönmez 2020). In matching children with daycare centers, family structures and parents' health are employed as context to reduce the daily burden on families in Japan (Sun et al. 2023). Without the contextual information, we equally treat agents and thus cannot obtain better outcomes for social goods.

Mechanism designers are usually assumed to be able to formulate an objective that represent goodness of a matching. Stability is a standard social objective, whereby that no pair of agents prefers being rematching between them (Roth and Sotomayor 1990). Strategy-proofness is another important social objective, meaning that no agent can benefit from misrepresenting their preferences. This objective is crucial in various applications, such as the affirmative action (Aygün and Bó 2021) because neither majorities nor minorities get benefit than their contexts. Serial dictatorship (SD) is a mechanism that satisfies strategy-proofness (Abdulkadiroğlu and Sönmez 1998; Satterthwaite and Sonnenschein 1981), where agents are ordered sequentially and each agent either selects their most preferred unmatched partner or remains single if it is more desirable.

Clearly defining social objectives is not always possible in the real world. For example, typical ethical requirements for matching are too complex to represent as mathematical formulas (Li 2017; Sönmez and Ünver 2022). In such cases, mechanism designers have managed to obtain matching using implicit and empirical rules to achieve desired objectives given contexts. No matter how good the matching they have achieved by coordinating stakeholders, we cannot reproduce it because no explicit rule exists. Thus, an alternative approach is required that learns an implicit rule from existing matching records and automatically builds a mechanism.

Narasimhan, Agarwal, and Parkes (2016) proposed a novel framework for learning desirable matching mechanisms from a set of matching records. They considered reported preferences and matching results as inputs and outputs for a learning task, assuming that the mechanism designer's implicit objective is encoded in the records of matching results. Then, they introduced a parameterized family of matching mechanisms that inherently satisfy stability, and proposed a method for finding a mechanism by optimizing the parameters with a given dataset using structured support vector machines (Tschantz et al. 2005). Although novel, there are three problems with this framework. First, there is no parameterized family of strategy-proof matching mechanisms, even for the learned stable mechanism, because no stable matching mechanism is entirely strategy-proof (Roth 1982; Roth and Sotomayor 1990). Second, their framework implicitly assumes the number of agents to be constant and cannot be applied to varying

numbers of agents (National Resident Matching Program 2024). Third, they did not consider public contextual information of agents, thus this framework cannot be applied to obtain matching that is valuable for improving social goods.

To address these problems, we propose a parameterized family of rigorously strategy-proof matching mechanisms. Our key idea is to make SD differentiable by transforming it into sequential operations on tensors. Moreover, by assuming that contexts are public and observed prior to preference reports, we can parametrically compute an order of SD from contexts while preserving strategy-proofness. As a first step, we propose a novel algorithm called tensor serial dictatorship (TSD), which accurately preserves the original procedure of SD. We then construct an attention-based (Vaswani et al. 2017) sub-network to compute the order of SD from contexts. Finally, we propose neural serial dictatorship (NeuralSD), which learns a parametric context-aware matching mechanism from examples, and is scale-invariant with respect to the number of agents. NeuralSD estimates the order from contexts by the sub-network and uses TSD to output the matching result from reported preferences. During inference, NeuralSD is identical to SD with the estimated order; hence it is rigorously strategy-proof. In addition, the attention-based sub-network ensures scale-invariance and context-awareness of the entire network.

We conducted experiments to learn a strategy-proof matching mechanism from examples. We generated examples by existing mechanisms using synthetic agent preferences and agent contexts to obtain matching outcomes. We used random serial dictatorship (RSD) as a baseline, which is a variant of SD with a randomly selected order and a well-known strategy-proof mechanism (Abdulkadiroğlu and Sönmez 1998). To evaluate the performance in learning from examples, we employed discrepancies between the predicted matchings and original matchings. Furthermore, we used other relevant metrics to verify that NeuralSD can reflect the implicit goodness encoded in the labeled matchings. In small-scale experiments, we also evaluated the optimality of the order estimation in NeuralSD, and confirmed that NeuralSD generated better orders than RSD. For larger numbers of agents, NeuralSD demonstrated superior performance in terms of matching errors and other metrics.

The contributions of this paper are as follows. (i) We proposed TSD, which accurately executes SD using tensor operations, and enables us to back-propagate the loss between the predicted and target matchings. (ii) We developed a parameterized family of strategy-proof matching mechanisms, called NeuralSD, by combining TSD with an attention-based sub-network to reflect the agent contexts in the resulting matching. We proposed a neural network called NeuralSD for learning a strategy-proof two-sided matching mechanism from examples. NeuralSD is context-aware and rigorously strategy-proof, and can learn from datasets with any number of agents to perform matchings at any scale. (iii) We conducted experiments to learn a matching mechanism from reported agent preferences and corresponding matchings. The experimental results confirmed that NeuralSD can recover the desired mechanisms from examples.

2 Related Work

Conitzer and Sandholm (2002, 2004) first introduced *automated mechanism design* (AMD), which focuses on automatically solving mechanism design problems. AMD focuses on optimizing the expectations of functions that explicitly formulate social objectives (Conitzer and Sandholm 2002, 2004; Sandholm 2003), and most subsequent research follow this framework. For instance, in auction settings, one of the primary social objectives is revenue (Conitzer and Sandholm 2004; Curry, Sandholm, and Dickerson 2023; Duan et al. 2023, 2022; Duetting et al. 2019; Feng, Narasimhan, and Parkes 2018; Peri et al. 2021; Rahme et al. 2021; Sandholm and Likhodedov 2015; Shen, Tang, and Zuo 2019). Other social objectives are also considered, such as negative sum of agents’ costs (Golowich, Narasimhan, and Parkes 2018) in facility location, social welfare (Wang et al. 2021) in public project settings, and worst-case efficiency loss (Guo et al. 2015) in general design settings. Here, the requirement of such explicit objectives is avoided by adopting the supervised learning formulation proposed by Narasimhan, Agarwal, and Parkes (2016).

In differentiable economics (Duetting et al. 2019), researchers designed neural networks to solve AMD problems. Pioneered by Duetting et al. (2019), who proposed Regret-Net, a line of AMD research focused on solving revenue-optimal auction problems using neural networks (Curry, Sandholm, and Dickerson 2023; Feng, Narasimhan, and Parkes 2018; Peri et al. 2021; Rahme et al. 2021; Shen, Tang, and Zuo 2019); however, the current study focuses on two-sided matching problems. Neural networks that consider contextual information in auction settings have been proposed (Duan et al. 2023, 2022), but none of them considered models for strategy-proof two-sided matching mechanisms. Ravindranath et al. (2023) proposed a neural network for two-sided matching problems to explore the trade-offs between strategy-proofness and stability, but their model lacked rigorous strategy-proofness, did not incorporate contextual information, and only worked with a fixed number of agents. Curry et al. (2022) investigated differentiable matchings in neural network-based auction design, but in contrast to our approach, their matchings did not incorporate contextual information.

3 Background

We use $[n]$ to denote a set $\{1, \dots, n\}$ for any $n \in \mathbb{N}$. We represent a row vector as $\mathbf{x} = [x_1, \dots, x_d]$, a matrix as $\mathbf{X} = [X_{i,j}]_{ij}$, and a three-dimensional tensor as $\mathbf{X} = [X_{i,j,k}]_{i,j,k}$.

Matching Instance. We focus on one-to-one, two-sided matchings with varying numbers of agents. We refer to each side as ‘workers’ and ‘firms’ (Ravindranath et al. 2023). We denote a matching problem as an *instance* represented by a tuple $I := \langle n_I, m_I, W_I, F_I, \mathbf{X}_{W_I}, \mathbf{X}_{F_I}, \succ_I \rangle$. We denote the set of all possible instances by \mathcal{I} . Unless explicitly considered, we omit the subscript ‘ I ’ from its components.¹

¹Our definition explicitly acknowledges changes to n and m to align with our interests and seamlessly introduce the problem setting in Section 4. In contrast, the standard definition in mechanism design is simpler, as it considers an arbitrarily fixed instance (for

Let $W := \{w_1, \dots, w_n\}$ and $F := \{f_1, \dots, f_m\}$ denote the sets of workers and firms, respectively. $W \cup F$ forms the set of *agents*. As in several applications (Aygün and Bó 2021; Dur, Pathak, and Sönmez 2020; Sun et al. 2023), each agent $a \in W \cup F$ is equipped with d -dimensional *contexts*, which represent attributes of agents such as gender, socioeconomic status, and other relevant characteristics that are publicly known. We denote the contexts of workers and firms by $\mathbf{X}_W \in \mathbb{R}^{n \times d}$ and $\mathbf{X}_F \in \mathbb{R}^{m \times d}$, respectively.

We use \perp to indicate the *unmatch* option, and define $\overline{W} := W \cup \{\perp\}$ and $\overline{F} := F \cup \{\perp\}$. $\succ := (\succ_{w_1}, \dots, \succ_{w_n}, \succ_{f_1}, \dots, \succ_{f_m})$ is the *truthful preference profile*, which is a tuple of the *truthful strong preferences* of all agents. For a worker w_i , the truthful strong preference \succ_{w_i} is a linear order, that is, a complete, transitive, and anti-symmetric binary relation over \overline{F} .² Similarly, for a firm $f_j \in F$, \succ_{f_j} is a linear order over \overline{W} . P_W and P_F denote the set of all possible *strong preferences* (linear order) over \overline{F} and \overline{W} , respectively. We define $P := (\prod_{i=1}^n P_W) \times (\prod_{j=1}^m P_F)$ as the set of all possible *preference profiles*. When clarifying that they depend on a specific instance I , we denote them as P_{W_I}, P_{F_I} , and P_I , respectively. For a preference profile $\succ' \in P$, we consider that w_i *strongly prefers* $f_i \in \overline{F}$ over $f'_i \in \overline{F}$ under the preference \succ'_{w_i} if $f_i \neq f'_i$ and $f_i \succ'_{w_i} f'_i$. We denote by \succ'_{-a} the preference profile excluding the agent $a \in W \cup F$ from \succ' , and by $(\succ'_a, \succ'_{-a}) := (\succ'_{w_1}, \dots, \succ'_{w_n}, \dots, \succ'_{f_m})$ the preference profile obtained from \succ' by replacing $\succ'_a \in P_W \cup P_F$ with $\succ'_a \in P_W \cup P_F$. We define $\text{pub}(I) := \langle n, m, W, F, \mathbf{X}_W, \mathbf{X}_F \rangle$ as the *public information* excluding the truthful preference profile.

Matching. Given an instance, a function $\mu : W \cup F \rightarrow \overline{W} \cup \overline{F}$ is a *matching* if for all workers $w_i, w_{i'} \in W$ where $i \neq i'$, and for all firms $f_j, f_{j'} \in F$ where $j \neq j'$, the following conditions hold: (1) $\mu(w_i), \mu(w_{i'}) \in \overline{F}$ and $\mu(f_j), \mu(f_{j'}) \in \overline{W}$, (2) if $\mu(w_i), \mu(w_{i'}) \neq \perp$, then $\mu(w_i) \neq \mu(w_{i'}) \wedge \mu(\mu(w_i)) = w_i$, and (3) if $\mu(f_j), \mu(f_{j'}) \neq \perp$, then $\mu(f_j) \neq \mu(f_{j'}) \wedge \mu(\mu(f_j)) = f_j$. \mathcal{M}_I denotes the set of all possible matchings given I . A pair $(w_i, f_j) \in W \times F$ is a *blocking pair* under a matching μ and a preference profile \succ' if $f_j \succ'_{w_i} \mu(w_i)$ and $w_i \succ'_{f_j} \mu(f_j)$. A matching is *stable* with respect to a preference profile if it has no blocking pairs under the profile. A matching μ is *Pareto efficient* with respect to \succ' if no other matching μ' *Pareto dominates* μ , that is, for every agent $a \in W \cup F$, $\mu'(a) \succ'_a \mu(a)$, and for at least one agent $b \in W \cup F$, b strongly prefers $\mu'(b)$ to $\mu(b)$ under \succ' .

Matching Mechanism. A *matching mechanism* (\mathcal{P}, g) comprises a *message space* $\mathcal{P} := \cup_{I \in \mathcal{I}} P_I$ that is a collection of any possible preference profiles, and an *outcome rule* $g : \mathcal{P} \rightarrow \cup_{I \in \mathcal{I}} \mathcal{M}_I$ that maps a preference profile $\succ \in \mathcal{P}$ to

example, see Roth and Sotomayor (1990)).

²A *binary relation* R over a set X is defined as a subset of $X \times X$. We define $xRy \iff (x, y) \in R$ as per convention. The binary relation R is *complete* if for any pair $(x, y) \in X \times X$, either xRy or yRx . R is *transitive* if, for all $x, y, z \in X$, the conditions xRy and yRz imply that xRz . R is *anti-symmetric* if, for all $x, y \in X$ where $x \neq y$, xRy implies $\neg(yRx)$. Note that if R is complete, then xRx for all $x \in X$.

a matching $g(\succ)$. Because the message space \mathcal{P} is constant across different instances, we equate a matching mechanism to its outcome rule, and use ‘matching mechanism’ rather than ‘outcome rule’.

We assume the following scenario. (1) An instance I realizes from \mathcal{I} , and both the mechanism designer and agents observe the public information $n_I, m_I, W_I, F_I, \mathbf{X}_{W_I}$, and \mathbf{X}_{F_I} . Each agent a observes their own strong preference $\succ_{I,a}$. (2) The mechanism designer commits to a matching mechanism (\mathcal{P}, g) . (3) Agents strategically make a *report* $\succ' \in P_I$. (4) The mechanism designer collects \succ' to determine a matching $g(\succ') \in \mathcal{M}_I$. Specifically, g may depend on $\text{pub}(I)$ to yield better results, but it must be declared before gathering the reports. When it is necessary to specify that the outcome rule g varies with respect to the public information, we denote it by $g(\cdot; \text{pub}(I))$.

Agents are assumed to be rational and self-interested, concerned solely with whom they match. Formally, given an instance I , the payoff function $u_a : \mathcal{M}_I \rightarrow \mathbb{R}$ of an agent a is defined as $u_a(\mu) := \#\{b \mid \mu(a) \succ_a b\}$.

Agents may untruthfully report their strong preferences to secure a more favorable match for themselves; however, a matching mechanism must prevent this situation. A matching mechanism (\mathcal{P}, g) is *strategy-proof* or satisfies *strategy-proofness*, if

$$\forall I \in \mathcal{I}, \forall a \in W_I \cup F_I, \forall \succ'_a \in P_{W_I} \cup P_{F_I}, \\ g(\succ_I)(a) \succ_{I,a} g((\succ'_a, \succ_{I,-a}))(a), \quad (1)$$

where, $\succ_{I,a}$ represents the truthful strong preference of agent a and $\succ_{I,-a}$ is the truthful preference profile excluding agent a from \succ_I . Essentially, we considered strategy-proofness only for the report. A matching mechanism is considered *stable* when it consistently produces a stable matching according to the report. Similarly, it is termed *Pareto efficient* when every output is a Pareto efficient matching with respect to the report. Note that we considered matching mechanisms that work for arbitrary numbers of workers and firms, that is, $g(\succ)$ is defined for all n and m .

4 Problem Setting

Following Ravindranath et al. (2023), we denote a representation of a matching μ by a binary matrix \mathbf{M} .³ In other words, $M_{ij} = 1$ if and only if $\mu(w_i) = f_j$, and $M_{ij} = 0$ otherwise. We fix $M_{n+1, m+1} = 0$. If a matrix \mathbf{M} represents a matching, then we call it a *matching matrix*. We refer to a function as a matching mechanism when it maps a preference profile to its matrix representation.

Let $I|_{\succ'} := (\text{pub}(I), \succ')$ denote an instance whose truthful preference profile \succ_I is replaced by a report \succ' . We denote a dataset as $S := \{(I^\ell|_{\succ^\ell}, \mathbf{M}^\ell)\}_{\ell=1}^L$, each element of which comprises an instance $I^\ell|_{\succ^\ell}$ and its corresponding matrix representation \mathbf{M}^ℓ of a matching $g(\succ^\ell; \text{pub}(I^\ell))$. We assume that the instances and reports are independent and identically distributed samples from an unknown distribution over $\mathcal{I} \times \mathcal{P}$. We also assume that we do not have access to the explicit function of the matching mechanism g .

³This is identical to the binary version of the marginal probability matrix in Ravindranath et al. (2023).

Intuitively, this dataset reflects a situation where a mechanism designer gathers a history of past matching outcomes, including public information $\text{pub}(I^\ell)$ and report \succsim^ℓ , which together form $I|_{\succsim^\ell}$. Here, the mechanism designer does not have access to the truthful preference profiles, but can reconsider the past matching decisions from their own perspective. Based on this review, the designer conceives a socially more desirable matching outcome M^ℓ from $I|_{\succsim^\ell}$. In this scenario, the implicit mechanism g represents the designer's envisioned choices, and the assumption addresses situations where the designer considers g in mind but cannot formulate it explicitly.

Given the dataset S , our goal is to estimate an optimal matching mechanism f_{θ^*} by searching over a parameterized family of matching mechanisms $\mathcal{F} := \{f_\theta \mid \theta \in \Theta\}$:

$$\theta^* = \underset{\theta \in \Theta}{\operatorname{argmin}} \sum_{\ell=1}^L \mathbb{D}(f_\theta(\succsim^\ell; \text{pub}(I^\ell)), M^\ell), \quad (2)$$

where, \mathbb{D} is a function that measures discrepancies between two matrices and Θ is a parameter space. We consider that \mathcal{F} comprises strategy-proof matching mechanisms and serves as an effective approximation of the implicit mechanism g .⁴

5 Proposed Method

To construct a parameterized family of strategy-proof mechanisms \mathcal{F} , we employ SD (Abdulkadiroğlu and Sönmez 1998; Satterthwaite and Sonnenschein 1981). Our key idea is to make SD learnable by making its steps differentiable with respect to the ranking and parametrically computing the ranking from the contextual information. We first describe SD and its properties, and propose our algorithm for executing SD using tensor operations. We then develop novel neural networks that can learn a matching mechanism from matchings and contexts.

5.1 Serial Dictatorship (SD)

SD is a matching mechanism widely applied for one-sided matching, and Ravindranath et al. (2023) recently extended SD for two-sided matching. We denote a ranking over agents by $\mathbf{r} = (r_1, \dots, r_{n+m})$, where $r_k = a$ indicates that agent a is assigned to rank k . Given a ranking \mathbf{r} and report \succsim' , SD proceeds as follows:

- (1) Initialize the matching μ to be empty.
- (2) For each round $k = 1, \dots, n + m$, if r_k is not yet matched in μ , then assign $\mu(r_k)$ to either the most preferred unmatched agent under \succsim' or to the unmatched

option \perp , particularly if the remaining agents do not strongly prefer \perp . The agent r_k cannot designate agents that are already matched to \perp .

This mechanism is both strategy-proof and Pareto efficient, but Ravindranath et al. (2023) did not provide a formal proof. Therefore, we address this gap by offering the following formal statement.

Proposition 1. SD is a strategy-proof and Pareto efficient matching mechanism.

The proof is provided in Appendix A. Note that strategy-proofness may not hold if the ranking \mathbf{r} is determined by a function of a reported preference profile \succsim' . Specifically, the ranking for SD should be determined *before* collecting preference reports.

5.2 SD as Tensor Operations

Since SD is a deterministic algorithm, it is a non-differentiable operator and cannot be used as a layer of neural networks. To overcome this limitation, we propose TSD as a differentiable SD algorithm that exactly computes SD via tensor operations and allows back propagations. We briefly outline the algorithm and provide the complete pseudo-code in Appendix B.

We consider an instance comprising n workers and m firms that report their preferences as \succsim' . To make the SD algorithm on a ranking $\mathbf{r} = (r_1, \dots, r_{n+m})$ differentiable, we introduce three tensors to our TSD algorithm. $\mathbf{P}_W \in \{0, 1\}^{n \times (m+1) \times (m+1)}$ and $\mathbf{P}_F \in \{0, 1\}^{m \times (n+1) \times (n+1)}$ are three dimensional tensors that represents the reports of all workers and firms, respectively. $\mathbf{R} \in \{0, 1\}^{(n+m) \times (n+m)}$ is a permutation matrix representing the ranking \mathbf{r} .

In particular, $\mathbf{P}_W = [\mathbf{P}_{w_1}, \dots, \mathbf{P}_{w_n}]$ comprises n matrices. \mathbf{P}_{w_i} is a *preference matrix* of the worker w_i that represents the report of w_i . $\mathbf{P}_{w_i} = [P_{i,j,k}]_{j,k \in [m+1]}$ is defined as follows:

$$P_{i,j,k} := \mathbb{I}[\text{If } j \leq m \text{ and } \text{ord}(f_j, \succsim'_{w_i}) = k, \text{ or} \\ \text{if } j = m + 1 \text{ and } \text{ord}(\perp, \succsim'_{w_i}) = k], \quad (3)$$

where \mathbb{I} is the indicator function and $\text{ord}(\bar{f}, \succsim'_{w_i}) := \#\{\bar{f}' \in \bar{F} \mid \bar{f}' \succsim'_{w_i} \bar{f}\}$ is the order of $\bar{f} \in \bar{F}$ in \succsim'_{w_i} . Similarly, we define \mathbf{P}_F comprising the preference matrices of m firms. $\mathbf{R} = [R_{i,j}]_{i,j \in [n+m]}$ is a *ranking matrix* that represents the ranking over agents \mathbf{r} in SD and is defined as

$$R_{i,j} := \mathbb{I}[\text{If } 1 \leq i \leq n \text{ and } r_j = w_i, \text{ or} \\ \text{if } n + 1 \leq i \leq n + m \text{ and } r_j = f_{i-n}]. \quad (4)$$

TSD algorithm. The TSD algorithm is a matrix representation of SD that operates with the three tensors \mathbf{P}_W , \mathbf{P}_F , and \mathbf{R} . We denote $\text{TSD}(\mathbf{P}_W, \mathbf{P}_F, \mathbf{R})$ as a function for matching problems. Our key idea is to perform SD by iteratively finding new matches from \mathbf{P}_W and \mathbf{P}_F according to \mathbf{R} and updating the resulting matrix with each new match. Additionally, we selectively set some elements of \mathbf{P}_W and \mathbf{P}_F to zero to reflect the new match, ensuring that already matched agents' preference matrices will not influence subsequent calculations. The $\text{TSD}(\mathbf{P}_W, \mathbf{P}_F, \mathbf{R})$ algorithm is as follows.

⁴In this paper, we construct \mathcal{F} as a subset of all the strategy-proof matching mechanisms, similar to Narasimhan, Agarwal, and Parkes (2016). Our construction of \mathcal{F} does not cover all the strategy-proof mechanisms, such as one that first estimates preferences from contexts and then applies a fixed algorithm such as DA to the estimated preferences, ignoring reports. Although strategy-proof, such a mechanism may not guarantee properties such as stability with respect to truthful preferences, since it may estimate preferences incorrectly. In addition, it cannot be adaptive to matching labels. In contrast, our method satisfies Pareto efficiency with respect to truthful preferences, and can reproduce the implicit goodness encoded in matching labels.

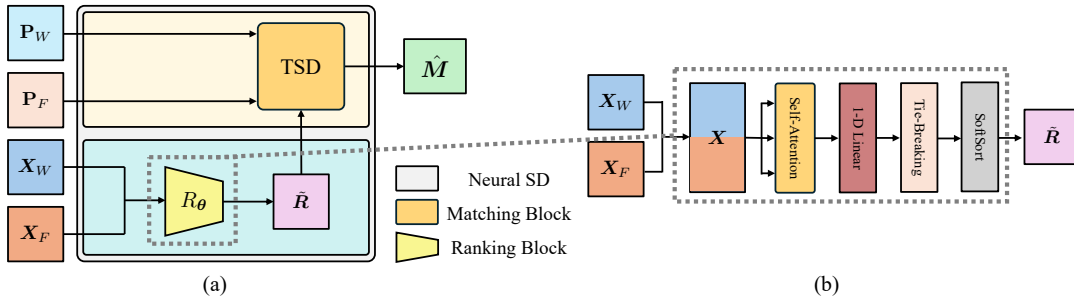


Figure 1: NeuralSD architecture. (a) Overview of the entire architecture. The orange block labelled ‘TSD’ represents the matching block, which internally executes TSD. The block labelled ‘ R_θ ’ is the ranking block. (b) Detailed structure of the ranking block.

- (1) Initialize the result M as a zero matrix and set $k := 1$.
- (2) Extract the k -th leftmost column from R , and by using the vector, compute the preference matrix for the agent r_k .
- (3) Compute the new match using P_{r_k} and update M based on the result.
- (4) If r_k is a worker w_i , then set all entries in the i -th row of P_{f_1}, \dots, P_{f_m} to zero. If r_k is a firm, apply the same procedure to P_{w_1}, \dots, P_{w_n} .
- (5) If r_k is a worker w_i and is matched with a firm f_j , then set all entries in the j -th row of P_{w_1}, \dots, P_{w_n} to zero and set P_{f_j} to a zero matrix. If w_i is matched to \perp , then do nothing. If r_k is a firm, apply the same procedure to P_{f_1}, \dots, P_{f_m} and potentially some worker’s preference matrix.
- (6) If $k = n + m$, output M . Otherwise, increment k to $k + 1$ and return to step (2).

A conceptual visualization of this procedure is shown in Figure 3 of Appendix B. We prove that this procedure exactly computes the same matching result as that of SD.

Proposition 2. Consider a scenario with n workers and m firms, matched by SD according to the order $r = (r_1, \dots, r_{n+m})$. If the three tensors P_W , P_F , and R are defined as per Equations (3) and (4), then TSD outputs the matrix representation of the matching outcome determined by this SD.

We also prove that by assuming $n \geq m$ without loss of generality, this computation requires $O(n^4)$. The proofs of Proposition 2 and the computational complexity are provided in Appendix B.

5.3 NeuralSD

We propose NeuralSD, which leverages the contextual information to estimate a ranking matrix and then outputs a matching of agents through TSD using reported preferences. Specifically, we develop an attention-based (Vaswani et al. 2017) sub-network to compute the ranking, ensuring both context-awareness and scale-invariance to the number of agents. By unifying this component with TSD, we optimize the parameters through the ranking, thereby constructing a learnable SD that forms a parameterized family of

strategy-proof mechanisms. The architecture of NeuralSD is presented in Figure 1.

The strategy-proofness of SD may not hold if its ranking is calculated from reports; thus, we determine the ranking before collecting preference reports. Additionally, we assumed that the contexts are available a priori in Section 3. Therefore, our approach can preserve strategy-proofness while introducing an estimation procedure to SD through parametric computations of rankings to reflect agent contextual information.

NeuralSD comprises two components: the *ranking block*, which takes the contexts X_W and X_F and outputs a ranking matrix $\hat{R} \in \mathbb{R}^{(n+m) \times (n+m)}$, and the *matching block*, which runs TSD to output a matching matrix $\hat{M} = \text{TSD}(P_W, P_F, \hat{R})$. R_θ denotes the ranking block and is defined as $\hat{R} = R_\theta(X_W, X_F) := \text{SoftSort}_\tau \circ \text{TieBreak} \circ \text{Linear} \circ \text{SelfAttn}(X)$, where $X := [X_W; X_F]$ represents the concatenation of worker contexts X_W and firm contexts X_F . The function $\text{SelfAttn}(X) := \text{Attention}(XW^Q, XW^K, XW^V)$ applies self-attention (Vaswani et al. 2017) by parameters $W^Q, W^K, W^V \in \mathbb{R}^{d \times d_{\text{emb}}}$, where d is the dimension of contexts and d_{emb} is the embedding dimension. The linear transformation $\text{Linear}(A) := wA^\top + b$ transforms A into a one-dimensional vector by parameters $w \in \mathbb{R}^{d_{\text{emb}}}$ and $b \in \mathbb{R}$. The tie-breaking function $\text{TieBreak}(a) := a + \text{rank}(a)$ adds the rank of vector a , where $\text{rank}(a) := [\#\{j \mid a_j < a_i \text{ or } a_j = a_i \text{ and } j < i\}]_i$.⁵ Finally, $\text{SoftSort}_\tau(a)$ is defined as $\text{softmax}\left(\frac{-|\text{sort}(a)^\top \mathbf{1} - \mathbf{1}^\top a|}{\tau}\right)$, where $|A| := [|A_{i,j}|]_{i,j}$ is the element-wise absolute value; softmax is applied row-wise and $\mathbf{1}$ denotes the all-one vector with the same dimension as that of a . This provides a differentiable approximation of the argsort operator (Prillo and Eisenschlos 2020). If there are ties in a , SoftSort cannot detect them, causing the output \hat{R} to deviate from a permutation matrix. Therefore, the tie-breaking function is necessary to ensure that the output remains a

⁵ Actually, this function is not strictly differentiable with respect to a . Nevertheless, we detached the term $\text{rank}(a)$ from the computational graph, effectively treating the function as though it simply adds a constant.

Table 1: Mean and standard deviations for tests on $n = 10, 40, 200$ with different types of matching labels. HD, #BP, SV, and RW denote the evaluation metrics. \uparrow and \downarrow denote that higher and lower values are better, respectively. ‘ $\times 10^{-k}$ ’ means the observed values are shown after division by 10^{-k} . Bold font indicates values with better averages.

n	Model	Deferred Acceptance (DA)			Equal-weighted Hungarian (EH)		Minority-weighted Hungarian (MH)	
		HD \downarrow ($\times 10^{-1}$)	#BP \downarrow ($\times 10^{-2}$)	SV \downarrow ($\times 10^{-2}$)	HD \downarrow ($\times 10^{-1}$)	RW \uparrow	HD \downarrow ($\times 10^{-1}$)	RW \uparrow
10	RSD (baseline)	4.61 \pm 1.23	12.3 \pm 5.18	1.30 \pm 0.815	4.56 \pm 1.17	0.918 \pm 0.0359	4.66 \pm 1.20	0.910 \pm 0.0410
	NeuralSD (ours)	4.57 \pm 1.25	11.1 \pm 5.48†	1.04 \pm 0.813†	4.35 \pm 1.23†	0.930 \pm 0.0372†	4.33 \pm 1.29†	0.925 \pm 0.0418†
40	RSD	5.44 \pm 0.473	11.9 \pm 2.41	0.969 \pm 0.338	5.41 \pm 0.485	0.891 \pm 0.0188	5.41 \pm 0.481	0.885 \pm 0.0213
	NeuralSD	5.38 \pm 0.509†	11.3 \pm 2.40	0.890 \pm 0.329	5.08 \pm 0.522†	0.912 \pm 0.0197†	5.13 \pm 0.509†	0.904 \pm 0.0217†
200	RSD	5.85 \pm 0.193	9.36 \pm 0.944	0.610 \pm 0.109	5.83 \pm 0.180	0.895 \pm 0.00756	5.84 \pm 0.180	0.888 \pm 0.00847
	NeuralSD	5.80 \pm 0.207†	8.96 \pm 0.943†	0.571 \pm 0.106†	5.54 \pm 0.205†	0.915 \pm 0.00821†	5.59 \pm 0.207†	0.906 \pm 0.00920†

$^\dagger p < 0.05$ $^\ddagger p < 0.01$

valid approximation of a permutation matrix. The computational cost of this block totals $O((n+m)^2)$ comprises $O((n+m)^2 d_{\text{emb}})$ for self-attention (Vaswani et al. 2017), $O((n+m)d_{\text{emb}})$ for one-dimensional linear transformations, $O((n+m)\log(n+m))$ for sorting in tie-breaking, and $O((n+m)^2)$ for SoftSort $_{\tau}$. The total complexity is the sum of these four complexities.

The matching block executes TSD($\mathbf{P}_W, \mathbf{P}_F, \tilde{\mathbf{R}}$) and outputs a matrix $\hat{\mathbf{M}}$. Note that $\tilde{\mathbf{R}}$ is not guaranteed to be a hard permutation matrix, and consequently, $\hat{\mathbf{M}}$ may not always be a matching matrix, both due to the use of SoftSort. We will discuss this further in the following sections.

We can prove that NeuralSD inherits the properties of SD.

Proposition 3. NeuralSD is strategy-proof and Pareto efficient matching mechanism.

The proof for Proposition 3 is provided in Appendix C. Intuitively, the output of NeuralSD is a hard matching matrix during inference, because we compute a hard permutation matrix for $\tilde{\mathbf{R}}$ by simply applying `argsort`. Thus, NeuralSD is identical to SD with the ranking represented in $\tilde{\mathbf{R}}$. Note that we relaxed the problem in Equation (2) because NeuralSD does not output a hard matching matrix during training. Nevertheless, we adhere to the problem in the sense that we can use NeuralSD as a strategy-proof matching mechanism at any time during training.

5.4 Loss Function

To ensure differentiability, we assumed $\tilde{\mathbf{R}}$ as not being a strict permutation matrix and $\hat{\mathbf{M}}$ to be a non-matching matrix during training. To train the parameters in the ranking block, we calculated a row-wise softmax on $\hat{\mathbf{M}}$ and computed the average row-wise cross entropy loss between $\hat{\mathbf{M}}$ and the label \mathbf{M} , up to the n -th row. The function \mathbb{D} in Equation (2) can be expressed as follows:

$$\begin{aligned} \mathbb{D}(\text{NeuralSD}(\mathbf{P}_{W_\ell}, \mathbf{P}_{F_\ell}, \mathbf{X}_{W_\ell}, \mathbf{X}_{F_\ell}), \mathbf{M}^\ell) \\ := \frac{1}{n_{I^\ell}} \sum_{i=1}^{n_{I^\ell}} \mathcal{L}_{\text{CE}}(\text{softmax}(\hat{\mathbf{M}}_{i,:}^\ell), \mathbf{M}_{i,:}^\ell), \end{aligned} \quad (5)$$

where W_ℓ and F_ℓ are the set of workers and firms in $I^\ell|_{\succ \ell}$, NeuralSD($\mathbf{P}_{W_\ell}, \mathbf{P}_{F_\ell}, \mathbf{X}_{W_\ell}, \mathbf{X}_{F_\ell}$) is our model of $f_\theta(\succ \ell|_{\text{pub}}(I^\ell))$, \mathcal{L}_{CE} is the cross entropy loss function and $\mathbf{A}_{i,:}$

Table 2: Recovery rate of optimal rankings. Higher values indicate superiority.

Model	Recovery Rate ($^\ddagger p < 0.01$)		
	DA	EH	MH
RSD	0.421 \pm 0.0141	0.421 \pm 0.155	0.414 \pm 0.167
NeuralSD	0.457 \pm 0.0236‡	0.465 \pm 0.205‡	0.456 \pm 0.0166‡

is the i -th row vector of a matrix \mathbf{A} . We applied the row-wise cross entropy loss up to the n -th row because the last row, which corresponds to \perp , can be aligned with the label if the other rows are correctly predicted.

6 Experiments

We conducted experiments for learning strategy-proof matching mechanisms from examples. We provide details of experimental settings and complementary results in Appendix D.

Experimental Setup. We synthesized three matching labels. The first is the DA (Gale and Shapley 1962), which is stable and widely used in matching problems. The other two are adapted from the existing work to our setting (Narasimhan, Agarwal, and Parkes 2016). One is an equal-weighted Hungarian matching (EH), and the other is a minority-weighted Hungarian matching (MH). These mechanisms first define a reward for matching a worker-firm pair based on reported preferences and then determine the outcome by maximizing the sum of rewards. The reward is the sum of inverted orders ($n+2$ or $m+2$ minus ord) they assign each other, and MH gives additional rewards to some workers. The formal definition is provided in Appendix D.

We fixed the dimension of the contexts at $d = 10$ and generated the worker and firm contexts by sampling independently from $\mathcal{N}(\mathbf{1}_{10}, \mathbf{I}_{10})$ and $\mathcal{N}(-\mathbf{1}_{10}, \mathbf{I}_{10})$, respectively, where \mathbf{I}_{10} is the 10-dimensional identity matrix. The report was generated based on Euclidean preferences (Bogomolnaia and Laslier 2007), where an agent prefers another agent more if the distance between their contexts is shorter. We generated 1,000 and 750 instances for training and test data. We set $n = m \in \{3, 5, 10, 20, 40, 80, 120, 160, 200\}$ for the number of agents. We trained our model for $n \leq 40$ and conducted tests for all values of n to assess the robustness against the increasing number of test agents.

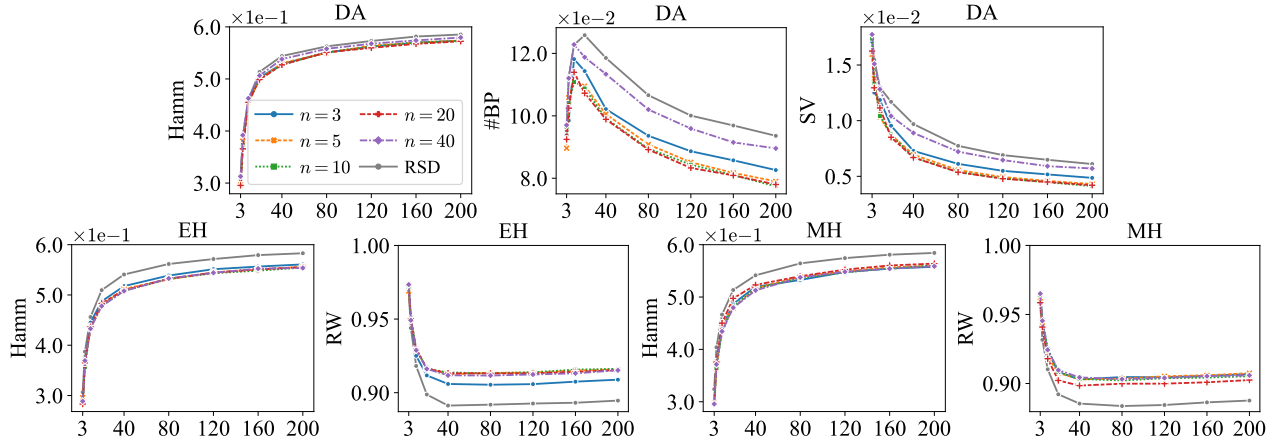


Figure 2: Average performances across different scales for training and test data. The legend ‘ $n = k$ ’ indicates that the number of workers and firms in the training data are set to k . The horizontal axis represents n in the test data. The vertical axis shows the normalized values of each metric. The legends are consistent across all plots.

We compared our proposed model to RSD, which randomly and uniformly samples agent rankings. We selected RSD as our unique baseline because we are solely interested in strategy-proof matching mechanisms and the other well-known mechanisms, such as DA, are not strategy-proof (Ravindranath et al. 2023).

We measured the matching discrepancy by the Hamming distance (HD) between the predicted matchings and labels. In addition, we measured auxiliary metrics to verify that NeuralSD can reflect the goodness of a matching encoded in labels. Because DA is stable, we measured two variants of stability metrics of predicted matchings by the number of blocking pairs (#BP) and stability violation (SV) proposed by Ravindranath et al. (2023). We normalized these three metrics according to the scale: HD was divided by n , #BP was divided by n^2 , and SV was divided by n . For the experiments with EH and MH, we measured the reward (RW) obtained by the predicted matching, normalized by dividing by the optimal reward calculated by the label.

For each test instance where $n = 3$, we ran a brute-force search to compute the set of optimal SD rankings that produced the matching matrix closest to the label. We considered the predicted ranking \tilde{R} as correct if the ranking was in the set of optimal orders for that label. For RSD, we similarly defined the randomly selected order as correct. Then, we defined the recovery rate of optimal rankings as the ratio between the number of correct rankings and number of test instances.

Results and Discussion. The average performance is shown in Figure 2, and partial results are presented in Table 1. These results include those of the one-sided Wilcoxon signed-rank test on the test instances. For the test with $n = 200$ in Table 1, we have shown the results of our model trained at $n = 40$. The results for other values of n are provided in Appendix D.

As the number of agents increased, NeuralSD significantly outperformed RSD in terms of regression performance and other metrics. This result highlights the ad-

vantage of context-awareness in that computing rankings based on relevant contexts yields better matching outcomes compared those with random computation. Figure 2 shows that NeuralSD performs well on large-scale instances even when trained on small-scale data, which supports its scale-invariance. The number of blocking pairs does not consistently increase, partially due to the statistical properties of our datasets. The stability violation did not align with the number of blocking pairs because it was designed to be zero for stable matchings, without consideration for matchings with a positive number of blocking pairs (Ravindranath et al. 2023).

The recovery rate is provided in Table 2. To compare the recovery rate, we trained our proposed model with $n = 3$ and tested on 20 different runs and conducted Wilcoxon signed-rank test. We confirmed that NeuralSD recovers the optimal ranking with significantly larger recovery rates than those with RSD. This result suggests that NeuralSD can recover the desired mechanism at approximately 45% and can benefit from contextual information for estimating preferred matchings in the two-side matching problem rather than using a random ranking as in RSD.

7 Conclusion and Limitations

In this paper, we proposed a novel neural network that satisfies strict strategy-proofness, scale-invariance, and context-awareness to learn desirable matching mechanisms from examples. Experimental results confirmed that NeuralSD can recover the desired mechanisms. The main limitation is the computational complexity of forward propagation, which amounts to $O(n^4)$, where n is the maximum number of agents on one side. We leave the exploration of further scalability improvements for future work. Our work has potential negative impacts due to the drawbacks of SD itself. Because SD inherently outputs unstable matchings and prioritizes some agents, it can yield unsatisfactory and unfair matchings for agents. A potential solution is to incorporate fairness constraints, which we will consider in future work.

Acknowledgements

This work is supported by JSPS KAKENHI Grant Number 21H04979 and JST, PRESTO Grant Number JPMJPR20C5.

References

- Abdulkadiroğlu, A.; and Sönmez, T. 1998. Random Serial Dictatorship and the Core from Random Endowments in House Allocation Problems. *Econometrica*, 66(3): 689–701.
- Abdulkadiroğlu, A.; and Sönmez, T. 2003. School Choice: A Mechanism Design Approach. *The American Economic Review*, 93(3): 729–747.
- Aygün, O.; and Bó, I. 2021. College Admission with Multidimensional Privileges: The Brazilian Affirmative Action Case. *American Economic Journal: Microeconomics*, 13(3): 1–28.
- Bogomolnaia, A.; and Laslier, J.-F. 2007. Euclidean preferences. *Journal of Mathematical Economics*, 43(2): 87–98.
- Chen, J.; and Song, K. 2013. Two-sided matching in the loan market. *International Journal of Industrial Organization*, 31(2): 145–152.
- Conitzer, V.; and Sandholm, T. 2002. Complexity of mechanism design. In *Proceedings of the Eighteenth Conference on Uncertainty in Artificial Intelligence*, 103–110.
- Conitzer, V.; and Sandholm, T. 2004. Self-interested automated mechanism design and implications for optimal combinatorial auctions. In *Proceedings of the 5th ACM Conference on Electronic Commerce*, 132–141.
- Curry, M.; Sandholm, T.; and Dickerson, J. 2023. Differentiable Economics for Randomized Affine Maximizer Auctions. In *Proceedings of the Thirty-Second International Joint Conference on Artificial Intelligence*, 2633–2641.
- Curry, M. J.; Lyi, U.; Goldstein, T.; and Dickerson, J. P. 2022. Learning Revenue-Maximizing Auctions With Differentiable Matching. In *Proceedings of The 25th International Conference on Artificial Intelligence and Statistics*, 6062–6073.
- Duan, Z.; Sun, H.; Chen, Y.; and Deng, X. 2023. A Scalable Neural Network for DSIC Affine Maximizer Auction Design. In *Advances in Neural Information Processing Systems*, volume 36, 56169–56185.
- Duan, Z.; Tang, J.; Yin, Y.; Feng, Z.; Yan, X.; Zaheer, M.; and Deng, X. 2022. A Context-Integrated Transformer-Based Neural Network for Auction Design. In *Proceedings of the 39th International Conference on Machine Learning*, 5609–5626.
- Duetting, P.; Feng, Z.; Narasimhan, H.; Parkes, D.; and Ravindranath, S. S. 2019. Optimal Auctions through Deep Learning. In *Proceedings of the 36th International Conference on Machine Learning*, 1706–1715.
- Dur, U.; Pathak, P. A.; and Sönmez, T. 2020. Explicit vs. statistical targeting in affirmative action: Theory and evidence from Chicago’s exam schools. *Journal of Economic Theory*, 187: 104996.
- Feng, Z.; Narasimhan, H.; and Parkes, D. C. 2018. Deep Learning for Revenue-Optimal Auctions with Budgets. In *Proceedings of the 17th International Conference on Autonomous Agents and MultiAgent Systems*, 354–362.
- Gale, D.; and Shapley, L. S. 1962. College Admissions and the Stability of Marriage. *The American Mathematical Monthly*, 69(1): 9–15.
- Golowich, N.; Narasimhan, H.; and Parkes, D. C. 2018. Deep Learning for Multi-Facility Location Mechanism Design. In *Proceedings of the Twenty-Seventh International Joint Conference on Artificial Intelligence*, 261–267.
- Guo, M.; Shen, H.; Todo, T.; Sakurai, Y.; and Yokoo, M. 2015. Social Decision with Minimal Efficiency Loss: An Automated Mechanism Design Approach. In *Proceedings of the 14th International Conference on Autonomous Agents and Multiagent Systems*, 347–355.
- Gurobi Optimization, LLC. 2024. Gurobi Optimizer Reference Manual.
- Li, S. 2017. Ethics and market design. *Oxford Review of Economic Policy*, 33(4): 705–720.
- Narasimhan, H.; Agarwal, S.; and Parkes, D. C. 2016. Automated mechanism design without money via machine learning. In *Proceedings of the Twenty-Fifth International Joint Conference on Artificial Intelligence*, 433–439.
- National Resident Matching Program. 2024. Impact of Length of Rank Order List on Match Results: 2005-2024 Main Residency Match. Accessed: 2024-04-26.
- Peri, N.; Curry, M.; Dooley, S.; and Dickerson, J. 2021. PreferenceNet: Encoding Human Preferences in Auction Design with Deep Learning. In *Advances in Neural Information Processing Systems*, volume 34, 17532–17542.
- Prillo, S.; and Eisenschlos, J. 2020. SoftSort: A Continuous Relaxation for the argsort Operator. In *Proceedings of the 37th International Conference on Machine Learning*, 7793–7802.
- Rahme, J.; Jelassi, S.; Bruna, J.; and Weinberg, S. M. 2021. A Permutation-Equivariant Neural Network Architecture For Auction Design. In *Proceedings of the AAAI Conference on Artificial Intelligence*, volume 35, 5664–5672.
- Ravindranath, S. S.; Feng, Z.; Li, S.; Ma, J.; Kominers, S. D.; and Parkes, D. C. 2023. Deep Learning for Two-Sided Matching. arXiv:2107.03427.
- Roth, A. E. 1982. The Economics of Matching: Stability and Incentives. *Mathematics of Operations Research*, 7(4): 617–628.
- Roth, A. E. 1984. The Evolution of the Labor Market for Medical Interns and Residents: A Case Study in Game Theory. *Journal of Political Economy*, 92(6): 991–1016.
- Roth, A. E.; and Sotomayor, M. A. O. 1990. *Two-Sided Matching: A Study in Game-Theoretic Modeling and Analysis*. Cambridge University Press.
- Sandholm, T. 2003. Automated Mechanism Design: A New Application Area for Search Algorithms. In *Principles and Practice of Constraint Programming – CP 2003*, 19–36.

- Sandholm, T.; and Likhodedov, A. 2015. Automated Design of Revenue-Maximizing Combinatorial Auctions. *Operations Research*, 63(5): 1000–1025.
- Satterthwaite, M. A.; and Sonnenschein, H. 1981. Strategy-Proof Allocation Mechanisms at Differentiable Points. *The Review of Economic Studies*, 48(4): 587–597.
- Shen, W.; Tang, P.; and Zuo, S. 2019. Automated Mechanism Design via Neural Networks. In *Proceedings of the 18th International Conference on Autonomous Agents and MultiAgent Systems*, 215–223.
- Sun, Z.; Takenami, Y.; Moriwaki, D.; Tomita, Y.; and Yokoo, M. 2023. Daycare Matching in Japan: Transfers and Siblings. In *Proceedings of the AAAI Conference on Artificial Intelligence*, volume 37, 14487–14495.
- Sönmez, T.; and Ünver, U. 2022. Market Design for Social Justice: A Case Study on a Constitutional Crisis in India. arXiv:2210.10166.
- Tsochantaridis, I.; Joachims, T.; Hofmann, T.; and Altun, Y. 2005. Large margin methods for structured and interdependent output variables. *Journal of machine learning research*, 6(50): 1453–1484.
- Vaswani, A.; Shazeer, N.; Parmar, N.; Uszkoreit, J.; Jones, L.; Gomez, A. N.; Kaiser, L. u.; and Polosukhin, I. 2017. Attention is All you Need. In *Advances in Neural Information Processing Systems*, volume 30.
- Wang, G.; Guo, R.; Sakurai, Y.; Ali Babar, M.; and Guo, M. 2021. Mechanism Design for Public Projects via Neural Networks. In *Proceedings of the 20th International Conference on Autonomous Agents and MultiAgent Systems*, 1380–1388.

A Proof of Proposition 1

We prove Proposition 1 as follows.

Proof. Consider an instance with n workers and m firms with the truthful preference profile $\succsim = (\succsim_{w_1}, \dots, \succsim_{w_n}, \succsim_{f_1}, \dots, \succsim_{f_m})$. We fix an arbitrary ranking $\mathbf{r} = (r_1, \dots, r_{n+m})$ over the agents and consider a matching μ determined by SD under the ranking \mathbf{r} and the truthful report \succsim .

Suppose another matching μ' Pareto dominates μ under \succsim . Then, there must exist at least one rank k where the agent $a = r_k$ strongly prefers $\mu'(r_k)$ to $\mu(r_k)$ under \succsim . Let k_0 be the highest rank among such k and $a_0 := r_{k_0}$ be the corresponding agent.

Note that $k_0 > 1$, because in the first iteration of SD, the agent r_1 can select its most preferred option. Moreover, $\mu'(a_0) \neq \perp$ because if $\mu'(a_0)$ were \perp , then a_0 would have selected \perp at the k_0 -th iteration in SD.

By contrast, a_0 strongly prefers $\mu'(a_0)$ over $\mu(a_0)$ under \succsim , a_0 cannot choose $\mu'(a_0)$ in SD. Therefore, there must exist a $k_1 \in [1, k_0)$ such that $\mu(r_{k_1}) = \mu'(a_0) \neq \perp$. Furthermore, $\mu(r_{k_1}) = \mu'(r_{k_1})$ by the definition of k_0 , then $\mu'(r_{k_1}) = \mu'(a_0) = \mu'(r_{k_0}) \neq \perp$. This leads to a contradiction because we consider one-to-one matching. Consequently, μ is Pareto efficient under \succsim .

Next, we consider the strategy-proofness. Suppose an agent $a = r_k$ at an arbitrary rank k is better off by a report $\succsim'_a \neq \succsim_a$. Since \mathbf{r} is predefined before collecting reports, the list of options $l_a \subset W \cup F$ that a can designate at iteration k is determined irrespective of \succsim'_a . Let b be the top preferred option in l_a under \succsim . The preference orders over agents excluding l_a are not altered because this alternation has nothing to do with the eventual match. By contrast, a also cannot be better off by altering orders over l_a , because this alternation can yield less preferred matching, which leads to a contradiction. Consequently, \succsim'_a must be equal to \succsim_a , implying that SD is strategy-proof. \square

B Description of TSD

This section describes the computation of SD through tensor operations. The main algorithm is presented in Algorithm 3, which utilizes the helper function described in Algorithms 1 and 2. We have introduced additional necessary notations before explaining these three algorithms.

Additional Notations. $\mathbf{0}_d$ and $\mathbf{1}_d$ denote d -dimensional all-zero and all-one row vectors, respectively. $\mathbf{O}_{p,q}$ denotes a zero matrix with p rows and q columns. If not specified, the subscripts d or p and q are omitted. Moreover, we used indexing notation similar to that of Numpy. For a matrix $\mathbf{X} \in \mathbb{R}^{p \times q}$, $\mathbf{X}_{:,j} = [X_{1,j}, \dots, X_{i,j}]^\top$ represents the top i elements of the j -th column, and $\mathbf{X}_{i:,j} = [X_{i,j}, \dots, X_{q,j}]^\top$ represents elements from the i -th row to the end of the j -th column. Furthermore, $\mathbf{y}_{:k} = [y_1, \dots, y_k]$ denotes the first k elements of the vector \mathbf{y} .

We use common operations on tensors as typically found in libraries such as Numpy and PyTorch. $[\mathbf{x}||c] = [x_1, \dots, x_d, c]$ is a row vector obtained by concatenating a vector $\mathbf{x} = [x_1, \dots, x_d]$ with a scalar c . For a

Algorithm 1: CREATERANKINGMASKS

```

1: function CREATERANKINGMASKS( $\mathbf{R}$ )      ▷ Assume
    $\mathbf{R} \in \mathbb{R}^{(n+m) \times (n+m)}$  with known  $n, m$ 
2:   Initialize  $\mathbf{U}_W^{(1)}, \dots, \mathbf{U}_W^{(n+m)}$  by  $\mathbf{O}_{m+1, m+1}$ 
3:   Initialize  $\mathbf{U}_F^{(1)}, \dots, \mathbf{U}_F^{(n+m)}$  by  $\mathbf{O}_{n+1, n+1}$ 
4:   for  $k = 1, \dots, n+m$  do
5:      $\mathbf{U}_W^{(k)} \leftarrow \sum_{r=n+1}^{n+m} R_{r,k} [\underbrace{\mathbf{0}^\top \dots - \mathbf{1}^\top \dots \mathbf{0}^\top}_{m} \mathbf{0}^\top]^\top$ 
6:      $\mathbf{U}_F^{(k)} \leftarrow \sum_{r=1}^n R_{r,k} [\underbrace{\mathbf{0}^\top \dots - \mathbf{1}^\top \dots \mathbf{0}^\top}_{n} \mathbf{0}^\top]^\top$ 
7:   end for
8:   return  $\mathbf{U}_W^{(1)}, \dots, \mathbf{U}_W^{(n+m)}, \mathbf{U}_F^{(1)}, \dots, \mathbf{U}_F^{(n+m)}$ 
9: end function

```

three-dimensional tensor \mathbf{A} and column vector \mathbf{x}^\top , the product $\mathbf{A}\mathbf{x}^\top$ involves broadcasting: $\mathbf{A}\mathbf{x}^\top := \sum_i x_i \mathbf{A}_i$, where \mathbf{A}_i is the i -th matrix within \mathbf{A} . For two vectors of identical dimensions, $\mathbf{x} = [x_1, \dots, x_d]$ and $\mathbf{y} = [y_1, \dots, y_d]$, the element-wise product is denoted as $\mathbf{x} \circ \mathbf{y} := [x_1 y_1, \dots, x_d y_d]$. With a slight abuse of notation, we define $\mathbf{A} \circ \mathbf{x} := [x_1 \mathbf{A}_1, \dots, x_d \mathbf{A}_d]$. $\text{repeat}(\mathbf{x}, p) = \mathbf{1}_p^\top \mathbf{x}$ is the matrix obtained by repeating \mathbf{x} p times along the row direction. $\text{cumsum}(\mathbf{x}) = [\sum_{i=1}^j x_i]_{j=1, \dots, d}$ is a function that calculates the cumulative sum of a row vector \mathbf{x} . For a matrix \mathbf{A} , $\text{colsum}(\mathbf{A})$ produces the row vector obtained by summing columns. The function $\text{ReLU}(x) = \max\{x, 0\}$ is applied to a scalar x , whereas for tensors, it is applied to each individual element.

Algorithm 1. In Algorithm 1, we compute *ranking masks*. These masks are matrices designed to selectively set zeros on the rows corresponding to matched agents in each iteration of the SD. We assumed the input \mathbf{R} as a ranking matrix, which is a permutation matrix with size $n+m$ and represents a ranking in SD. Then, the matrix $\mathbf{U}_W^{(k)}$ was computed as follows ($\mathbf{U}_F^{(k)}$ is defined in a similar manner):

$$\mathbf{U}_W^{(k)} = \begin{cases} \begin{bmatrix} 0 & \cdots & 0 \\ \vdots & \ddots & \vdots \\ -1 & \cdots & -1 \\ \vdots & \ddots & \vdots \\ 0 & \cdots & 0 \\ 0 & \cdots & 0 \end{bmatrix} & \begin{matrix} 1 \\ \vdots \\ j \\ \vdots \\ m \\ m+1 \end{matrix} & (\text{if } R_{jk} = 1) \\ \mathbf{O}_{m+1, m+1} & (\text{otherwise}) \end{cases} \quad (6)$$

Algorithm 2. The function `triangle_window(x)` in Algorithm 2 represents a type of window function defined as follows:

$$\text{triangle_window}(x) := \begin{cases} 0 & (\text{if } x \leq 0) \\ x & (\text{if } 0 < x \leq 1) \\ 2 - x & (\text{if } 1 < x \leq 2) \\ 0 & (\text{if } x > 2) \end{cases} \quad (7)$$

Algorithm 2: FINDCOUNTERPART

```

1: function FINDCOUNTERPART( $P$ )
2:    $c \leftarrow \text{colsum}(P)$ 
3:    $c \leftarrow \text{cumsum}(c)$ 
4:    $c \leftarrow \text{triangle\_window}(c)$ 
5:    $c^\top \leftarrow P c^\top$ 
6:   return  $c^\top$ 
7: end function

```

Algorithm 3: TSD

Input: Preference tensor P_W, P_F , and ranking matrix R
Output: Matrix representation M of the matching result given by SD under R

```

1:  $U_W^{(1)}, \dots, U_W^{(n+m)}, U_F^{(1)}, \dots, U_F^{(n+m)}$ 
    $\leftarrow \text{CREATERANKINGMASKS}(R)$ 
2:  $M \leftarrow O_{n+1, m+1}$ 
3: for  $k = 1, \dots, n + m$  do
4:    $d_w, d_f \leftarrow R_{:,n,k}^\top, R_{n+1:,k}^\top \triangleright \langle 1 \rangle$ 
5:    $P_w, P_f \leftarrow P_W d_w^\top, P_F d_f^\top \triangleright \langle 2 \rangle$ 
6:    $c_w^\top \leftarrow \text{FINDCOUNTERPART}(P_w)$ 
7:    $c_f^\top \leftarrow \text{FINDCOUNTERPART}(P_f) \triangleright \langle 3 \rangle$ 
8:    $M_w, M_f \leftarrow [d_w \| 0]^\top c_w, [d_f \| 0]^\top c_f \triangleright \langle 4 \rangle$ 
9:    $M \leftarrow M + M_w + M_f \triangleright \langle 5 \rangle$ 
10:   $V_W \leftarrow (-1) \cdot \text{repeat}(c_w \circ [\mathbf{1}_m \| 0], m + 1)^\top$ 
11:   $V_F \leftarrow (-1) \cdot \text{repeat}(c_f \circ [\mathbf{1}_n \| 0], n + 1)^\top \triangleright \langle 6 \rangle$ 
12:   $P_W \leftarrow P_W + U_W^{(k)} + V_W$ 
13:   $P_F \leftarrow P_F + U_F^{(k)} + V_F \triangleright \langle 7 \rangle$ 
14:   $P_W \leftarrow \text{ReLU}(P_W) \circ (\mathbf{1}_{n+1} - c_f)_{:,n}^\top$ 
15:   $P_F \leftarrow \text{ReLU}(P_F) \circ (\mathbf{1}_{m+1} - c_w)_{:,m}^\top \triangleright \langle 8 \rangle$ 
16: end for
17: return  $M$ 

```

Given a binary matrix P , Algorithm 2 is designed to identify the leftmost column containing at least one ‘1’. Formally, we can state the following result:

Proposition 4. If the input P satisfies the following conditions: (1) $\exists p, q \in \mathbb{N}, P \in \{0, 1\}^{p \times q}$, and (2) all columns and all rows contain at most one ‘1’, then $\text{FINDCOUNTERPART}(P)$ outputs $\mathbf{0}_p$ when $P = O_{p,q}$, or it outputs the leftmost column that contains at least one ‘1’.

Proof. The statement clearly holds when $P = O_{p,q}$.

Let $P \neq O_{p,q}$. We define the column indices containing at least one ‘1’, ordered from left to right, as k_1, \dots, k_l . Then $\text{colsum}(P) = \sum_{j=1}^l e_{k_j}$, where e_i is a one-hot vector with the i -th element equal to 1. Therefore, we have

$$\begin{aligned} & \text{cumsum}(\text{colsum}(P)) \\ &= [0, \dots, \overset{k_1-1}{0}, \overset{k_1}{1}, \dots, \overset{k_2-1}{1}, \overset{k_2}{2}, \dots, \overset{q}{l}]. \end{aligned}$$

From Equation 7, which defines `triangle_window`, we

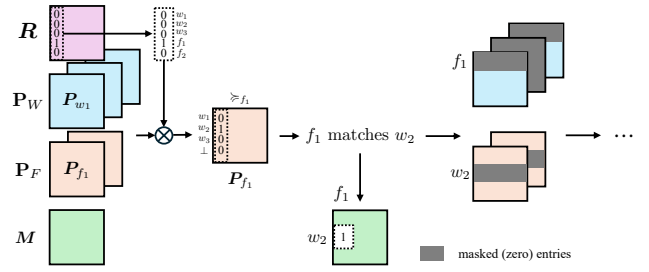


Figure 3: Conceptual visualization of TSD: SD computation using tensor operations.

have

$$\begin{aligned} & \text{triangle_window}(\text{cumsum}(\text{colsum}(P))) \\ &= [0, \dots, \overset{k_1-1}{0}, \overset{k_1}{1}, \dots, \overset{k_2-1}{1}, \overset{k_2}{0}, \dots, \overset{q}{0}] \\ &= \sum_{j=k_1}^{k_2-1} e_j. \end{aligned}$$

Consequently, the output c^\top is

$$P \sum_{j=k_1}^{k_2-1} e_j^\top = \sum_{j=k_1}^{k_2-1} p_j^\top = p_{k_1}^\top, \quad (8)$$

where, p_j^\top is the j -th column vector of P . The final equality holds because the $(k_1 + 1)$ -th to $(k_2 - 1)$ -th columns are all zero. \square

Algorithm 3. Using Algorithms 1 and 2, TSD in Algorithm 3 computes the exact result of SD. We prove Proposition 2 as follows.

Proof. When $r_k = x$ for an agent $x \in W \cup F$, we refer to the agent as the k -th *dictator*. When $r_k = x$ and x match with an agent $y \neq \perp$, y is said to be *passively matched* with x . For notational convenience, we omitted subscripts when denoting the dimensions of zero vectors or zero matrices.

Regarding the main loop starting at Line 3, we propose the following loop invariants based on the loop variable k :

- (A) $\forall i \in [n], P_{w_i}$ satisfies the two conditions stated in Proposition 4.
- (B) $\forall j \in [m], P_{f_j}$ satisfies the two conditions stated in Proposition 4.
- (C) For all agents $x \in W \cup F$, $P_x = O$ if and only if there exists $r \in [k - 1]$ such that x was passively matched by the r -th dictator.
- (D) For all agents $x \in W \cup F$, the rows corresponding to any agents that were matched in any iteration from 1 to $k - 1$ are all zero, and the other rows remain unchanged from the input.
- (E) The tentative result of SD up to $(k - 1)$ -th iteration is represented by M .

The loop invariants (A) and (B) follow from (D), but we stated them explicitly for the convenience of our proof. Initially, before the loop begins, these conditions are clearly met.

Next, we consider the k -th iteration assuming that the loop invariants have been maintained up to the $(k-1)$ -th iteration. Without loss of generality, we assume that $r_k = w_i$ for some i . Let $\bar{f}_{i_j} \in \bar{F}$ denote the j -th most preferred firm in \succ_{w_i} . We define l as the rank of the option in \bar{F} that is most preferred in \succ_{w_i} among those unmatched until the $(k-1)$ -th iteration.

The internal procedure before and after step $\langle 5 \rangle$ is declined below.

[$\langle 1 \rangle$ to $\langle 5 \rangle$] Because $d_f = \mathbf{0}$, it follows that $P_f = \mathbf{O}$, $c_f = \mathbf{0}$, and by Proposition 4, $M_f = \mathbf{O}$. Additionally, $d_w = e_i$ (a one-hot vector with the i -th element being 1), and hence $P_w = P_{w_i}$ as indicated in step $\langle 2 \rangle$.

Consider the scenario where w_i is passively matched by the $(k-1)$ -th iteration. Then, $P_w = \mathbf{O}$ due to the loop invariant (C). Consequently, it follows that $c_w = \mathbf{0}$ and $M_w = \mathbf{O}$. Thus, M remains unchanged, and because w_i has already been matched, the loop invariant (E) is maintained.

Now, consider the case where w_i is not passively matched by the k -th iteration. By the loop invariant (C), we have $P_w \neq \mathbf{O}$. Moreover, the l -th column is the leftmost one in P_w containing at least one ‘1’. This assertion holds because if there were another column, l' , to the left of l , then two conditions could apply: if $\bar{f}_{l'} \neq \perp$ and is matched by the $(k-1)$ -th iteration, then the row corresponding to $\bar{f}_{l'}$ would be zero (due to loop invariant (D)), leading to a contradiction; otherwise, it contradicts the definition of l . Therefore, from the loop invariant (A) and Proposition 4, $c_w = e_{i_l}$, and thus $M_w = [e_i \| \mathbf{0}]^\top e_{i_l} = E_{i,i_l}$ (the matrix with 1 at the i -th row and i_l -th column, and 0 elsewhere). By updating M to $M + M_w = M + E_{i,i_l}$, the loop invariant (E) is preserved.

[$\langle 6 \rangle$ to $\langle 8 \rangle$] Given that $c_f = \mathbf{0}$, it follows that $V_F = \mathbf{O}$. Additionally, $U_W^{(k)} = \mathbf{O}$ because the dictator is w_i .

Consider the case where w_i is passively matched by the $(k-1)$ -th iteration. As previously stated, $P_w = \mathbf{O}$ and $c_w = \mathbf{0}$, which results in $V_W = \mathbf{O}$. Therefore, P_W remains unchanged after step $\langle 8 \rangle$. In addition, P_F also remains unchanged because the i -th row in all firms’ preference matrices is already zero, as per loop invariant (D). Consequently, the loop invariants (A), (B), (C), and (D) are maintained after this iteration.

Now, consider the scenario where w_i is not passively matched by the k -th iteration. In this case, w_i matches with \bar{f}_{i_l} . If $\bar{f}_{i_l} = \perp$, then P_W remains unchanged because $c_w = e_{m+1}$, thus $V_W = (-1) \cdot \text{repeat}(e_{m+1} \circ [\mathbf{1}_m \| \mathbf{0}], m+1) = \mathbf{O}$. Similarly, P_F remains unchanged because $(\mathbf{1}_{m+1} - c_w) \cdot m = \mathbf{0}$. As a result, the loop invariants (A), (B), (C), and (D) are maintained after this loop.

Consider the situation where $\bar{f}_{i_l} \neq \perp$. In this case, $V_W = [\mathbf{0}^\top \dots -\mathbf{1}^\top \dots \mathbf{0}^\top]^\top$, causing the i_l -th row in all workers’ preference matrices to become zero after step $\langle 8 \rangle$. Additionally, because $U_F^{(k)} = [\mathbf{0}^\top \dots -\mathbf{1}^\top \dots \mathbf{0}^\top]^\top$, the i -th row in

all firms’ preference matrices becomes zero after step $\langle 8 \rangle$. The preference matrix of \bar{f}_{i_l} is set to \mathbf{O} by step $\langle 8 \rangle$. Hence, the loop invariants (C) and (D), and consequently (A) and (B), are maintained after this loop.

After the loop terminates, the desired conclusion follows directly from loop invariant (E). \square

Computational Cost. In Algorithm 1, the computation of $U_W^{(k)}$ requires $O((n+m)(m+1)^2) = O((n+m)m^2)$, and the computation of $U_F^{(k)}$ requires $O(n(n+1)^2) = O(n^3)$. Therefore, the entire algorithm incurs a time complexity of $O((n+m)\{(n+m)m^2 + n^3\})$.

In Algorithm 3, the main bottleneck is the update of P_W and P_F in step $\langle 7 \rangle$, which requires $O(n(m+1)^2 + ((n+1)^2 m)) = O(nm^2 + n^2 m)$. Hence, the main loop requires $O((n+m)(nm^2 + n^2 m))$, and consequently, this incurs a time complexity of $O((n+m)\{(n+m)m^2 + n^3\})$ from Algorithm 1. Assuming $n \geq m$, this time complexity simplifies to $O(n^4)$.

C Proof of Proposition 3

The proof of Proposition 3 is as follows.

Proof. We show that NeuralSD becomes identical to SD when used following the scenario in Section 3. Consider a scenario where an instance I is realized and we observe the public information $\text{pub}(I)$. We can then compute \hat{R} as a hard permutation matrix from contexts X_W and X_F by simply applying the `argsort` operator. Let $\text{NeuralSD}(\cdot, \cdot, X_W, X_F)$ denote the partially inputted NeuralSD with \hat{R} fixed. By its construction, this is identical to $\text{TSD}(\cdot, \cdot, \hat{R})$. From Proposition 2, this function is identical to SD with the ranking represented in \hat{R} . Therefore, declaring $\text{NeuralSD}(\cdot, \cdot, X_W, X_F)$ as a mechanism and computing matching from reports is equivalent to executing SD with the ranking. Consequently, we maintain the strategy-proofness and Pareto efficiency of NeuralSD, both inherited from SD as in Proposition 1. \square

D Experimental Details

D.1 Experimental Setup

Matching Labels. Consider a report \succ with n workers and m firms. The two variants of the Hungarian rules determine a matching result by solving the following optimization problem:

$$\begin{aligned} \max_M \quad & \sum_{i=1}^{n+1} \sum_{j=1}^{m+1} r^h(i, j) M_{i,j}, \\ \text{s.t.,} \quad & \sum_{j=1}^{m+1} M_{i,j} = 1, \quad i = 1, \dots, n, \\ & \sum_{i=1}^{n+1} M_{i,j} = 1, \quad j = 1, \dots, m, \\ & M_{n+1, m+1} = 0, \\ & M_{i,j} \in \{0, 1\}, \quad i = 1, \dots, n+1; j = 1, \dots, m+1, \end{aligned} \tag{9}$$

Table 3: Required compute resources for experiments. For individual computation, the ‘train’ values correspond to one run over 1,000 training instances, and ‘test’ values correspond to one run over 750 test instances.

Compute workers	CPU
Memory	16GB (train/test on $n \in \{3, 5, 10, 20, 40\}$) 2TB (test on $n \in \{80, 120, 160, 200\}$)
Individual Computation	< 5 min (train/test on $n \in \{3, 5, 10, 20\}$) 30 min (train/test on $n \in \{40, 80, 120, 160\}$) 90 min (test on $n = 200$)

Table 4: Experimental results on different scales. Notations are identical to those used in Table 1.

n	Model	Deferred Acceptance			Equal-weighted Hungarian		Minority-weighted Hungarian	
		HD↓ ($\times 10^{-1}$)	#BP↓ ($\times 10^{-2}$)	SV↓ ($\times 10^{-2}$)	HD↓ ($\times 10^{-1}$)	RW↑	HD↓ ($\times 10^{-1}$)	RW↑
3	RSD	3.05 ± 2.82	9.53 ± 10.0	1.76 ± 2.16	3.07 ± 2.80	0.968 ± 0.0467	3.24 ± 2.81	0.957 ± 0.0547
	NeuralSD	2.94 ± 2.74	9.38 ± 10.0	1.71 ± 2.19	2.84 ± 2.79	0.974 ± 0.0441[‡]	2.98 ± 2.82[‡]	0.965 ± 0.0509[‡]
5	RSD	3.90 ± 1.97	11.2 ± 7.76	1.55 ± 1.46	3.87 ± 1.93	0.944 ± 0.0471	4.04 ± 1.94	0.932 ± 0.0520
	NeuralSD	3.81 ± 2.03	10.6 ± 7.83[‡]	1.38 ± 1.41[‡]	3.67 ± 1.98[‡]	0.950 ± 0.0468[‡]	3.63 ± 1.99[‡]	0.945 ± 0.0495[‡]
10	RSD	4.61 ± 1.23	12.3 ± 5.18	1.30 ± 0.815	4.56 ± 1.17	0.918 ± 0.0359	4.66 ± 1.20	0.910 ± 0.0410
	NeuralSD	4.57 ± 1.25	11.1 ± 5.48[‡]	1.04 ± 0.813[‡]	4.35 ± 1.23[‡]	0.930 ± 0.0372[‡]	4.33 ± 1.29[‡]	0.925 ± 0.0418[‡]
20	RSD	5.14 ± 0.777	12.6 ± 3.67	1.17 ± 0.560	5.10 ± 0.741	0.899 ± 0.0277	5.13 ± 0.745	0.892 ± 0.0307
	NeuralSD	4.99 ± 0.814[‡]	10.7 ± 3.56[‡]	0.851 ± 0.489[‡]	4.83 ± 0.806[‡]	0.916 ± 0.0278[‡]	4.97 ± 0.788[‡]	0.902 ± 0.0307[‡]
40	RSD	5.44 ± 0.474	11.9 ± 2.41	0.969 ± 0.338	5.41 ± 0.485	0.891 ± 0.0188	5.41 ± 0.481	0.885 ± 0.0213
	NeuralSD	5.38 ± 0.509[‡]	11.3 ± 2.40[‡]	0.890 ± 0.329[‡]	5.08 ± 0.522[‡]	0.912 ± 0.0197[‡]	5.13 ± 0.509[‡]	0.904 ± 0.0217[‡]
80	RSD	5.63 ± 0.343	10.7 ± 1.63	0.774 ± 0.205	5.62 ± 0.311	0.892 ± 0.0130	5.64 ± 0.322	0.884 ± 0.0148
	NeuralSD	5.58 ± 0.335[‡]	10.2 ± 1.57[‡]	0.722 ± 0.199[‡]	5.33 ± 0.343[‡]	0.912 ± 0.0140[‡]	5.37 ± 0.353[‡]	0.903 ± 0.0156[‡]
120	RSD	5.73 ± 0.258	10.0 ± 1.27	0.691 ± 0.155	5.71 ± 0.243	0.893 ± 0.00999	5.74 ± 0.224	0.884 ± 0.0105
	NeuralSD	5.68 ± 0.280[‡]	9.59 ± 1.22[‡]	0.646 ± 0.148[‡]	5.44 ± 0.284[‡]	0.912 ± 0.0116[‡]	5.48 ± 0.272[‡]	0.904 ± 0.0123[‡]
160	RSD	5.81 ± 0.216	9.69 ± 1.07	0.649 ± 0.126	5.79 ± 0.199	0.893 ± 0.00854	5.81 ± 0.203	0.886 ± 0.00966
	NeuralSD	5.74 ± 0.222[‡]	9.15 ± 1.08[‡]	0.591 ± 0.125[‡]	5.52 ± 0.240[‡]	0.913 ± 0.00957[‡]	5.54 ± 0.237[‡]	0.905 ± 0.0108[‡]
200	RSD	5.85 ± 0.193	9.36 ± 0.944	0.610 ± 0.109	5.83 ± 0.180	0.895 ± 0.00756	5.84 ± 0.180	0.888 ± 0.00847
	NeuralSD	5.80 ± 0.207[‡]	8.96 ± 0.943[‡]	0.571 ± 0.106[‡]	5.54 ± 0.205[‡]	0.915 ± 0.00821[‡]	5.59 ± 0.207[‡]	0.906 ± 0.00920[‡]

[‡] $p < 0.05$ [‡] $p < 0.01$

where, $h \in \{\text{EH}, \text{MH}\}$ denotes the kind of the matching mechanism, and $r^h(i, j)$ denotes the reward for matching w_i and f_j . We defined $r^h(i, j)$ as follows:

$$r^h(i, j) := \alpha^h(i) \text{invord}(\bar{f}_j, \succ_{\bar{w}_i}) + \text{invord}(\bar{w}_i, \succ_{\bar{f}_j}),$$

where $\bar{w}_i := w_i$ for $i \in [n]$ and $\bar{w}_{n+1} := \perp$. \bar{f}_j is defined in the same way. $\text{invord}(f, \succ_w) = m + 2 - \text{ord}(f, \succ_w) = \#\{f' \in F \mid f \succ_w f'\}$ is the inverted order, and we define $\text{ord}(\cdot, \succ_{\bar{w}_{n+1}}) := 0$. We define the inverted order for \succ_f in the same way. $\alpha^h(i)$ is the additional weights for w_i . EH gives equal weights to all the workers: $\alpha^{\text{EH}}(i) \equiv 1 (\forall i \in [n])$, and MH gives higher weights on $1/3^{\text{rd}}$ of randomly chosen workers: $\alpha^{\text{MH}}(i) := 2$ if i is among the selected workers, and $\alpha^{\text{MH}}(i) := 1$ otherwise. For each train and test instance, the random selection of workers is done individually. We solved the optimization problem by Gurobi optimizer (Gurobi Optimization, LLC 2024).

Definition of Reports. For an instance with public information $\langle n, m, W, F, \mathbf{X}_W, \mathbf{X}_F \rangle$, we define the strong preferences of both workers and firms as follows: For a worker $w \in W$ (and similarly defined for every firm), we define \succ_w such that for any $f, f' \in F$, $f \succ_w f'$ if and only if

$\|\mathbf{x}_w - \mathbf{x}_f\|^2 \leq \|\mathbf{x}_w - \mathbf{x}_{f'}\|^2$, and $f \succ_w \perp$ if $\|\mathbf{x}_w - \mathbf{x}_f\|^2 \leq t$, where t is a threshold parameter. We fix $t = 8$ in all the experiments. Tie-breaking is done by index order.

Evaluation Metrics. Here, we provide a formal definition of evaluation metrics. Because we only considered matchings with the same number of workers and firms in all the experiments, we denote this number by n .

The Hamming distance between two matching matrices \mathbf{M} and \mathbf{M}' is $\sum_{i,j} |M_{ij} - M'_{ij}|$. When $\mathbf{M}, \mathbf{M}' \in \{0, 1\}^{(n+1) \times (n+1)}$ are two matching matrices for n workers and n firms, the maximum value of Hamming distance is $3n$ when \mathbf{M} represents a matching where every agent matches with \perp , and \mathbf{M}' represents a size n matching. Therefore, we normalized the Hamming distance by dividing it by $3n$.

A matching matrix represents a unique matching, so the blocking pairs of a matching matrix are defined by the matching they represent according to Section 3. The maximum number of blocking pairs is n^2 ; hence, we normalize the number of blocking pairs by dividing it by n^2 .

The stability violation was proposed by Ravindranath et al. (2023) to measure the degree of deviation from stable matchings under a report \succ . To define the stability violation,

Table 5: Evaluation metrics for DA labels with stability regularization.

n	Model	Metrics		
		HD $\downarrow (\times 10^{-1})$	#BP $\downarrow (\times 10^{-2})$	SV $\downarrow (\times 10^{-2})$
3	RSD	3.05 ± 2.82	9.53 ± 10.0	1.76 ± 2.16
	NeuralSD	3.01 ± 2.79	9.26 ± 9.79	1.69 ± 2.15
5	RSD	3.90 ± 1.97	11.2 ± 7.76	1.55 ± 1.46
	NeuralSD	3.82 ± 2.03	10.7 ± 7.90	$1.37 \pm 1.43^\ddagger$
10	RSD	4.61 ± 1.23	12.3 ± 5.18	1.30 ± 0.815
	NeuralSD	$4.48 \pm 1.38^\ddagger$	$11.2 \pm 5.67^\ddagger$	$1.07 \pm 0.881^\ddagger$
20	RSD	5.14 ± 0.777	12.6 ± 3.67	1.17 ± 0.560
	NeuralSD	$5.00 \pm 0.797^\ddagger$	$11.2 \pm 3.55^\ddagger$	$0.920 \pm 0.507^\ddagger$
40	RSD	5.44 ± 0.474	11.9 ± 2.41	0.969 ± 0.338
	NeuralSD	$5.30 \pm 0.502^\ddagger$	$10.5 \pm 2.44^\ddagger$	$0.777 \pm 0.315^\ddagger$
80	RSD	5.63 ± 0.343	10.7 ± 1.63	0.774 ± 0.205
	NeuralSD	$5.54 \pm 0.346^\ddagger$	$9.67 \pm 1.69^\ddagger$	$0.647 \pm 0.208^\ddagger$
120	RSD	5.73 ± 0.258	10.0 ± 1.27	0.691 ± 0.155
	NeuralSD	$5.65 \pm 0.276^\ddagger$	$9.14 \pm 1.29^\ddagger$	$0.580 \pm 0.152^\ddagger$
160	RSD	5.81 ± 0.216	9.69 ± 1.07	0.649 ± 0.126
	NeuralSD	$5.71 \pm 0.227^\ddagger$	$8.63 \pm 1.10^\ddagger$	$0.526 \pm 0.122^\ddagger$
200	RSD	5.85 ± 0.193	9.36 ± 0.944	0.610 ± 0.109
	NeuralSD	$5.75 \pm 0.203^\ddagger$	$8.42 \pm 0.984^\ddagger$	$0.504 \pm 0.109^\ddagger$

 $^\ddagger p < 0.01$

Table 6: Recovery rate of optimal rankings with stability regularization.

Model	Recovery Rate ($^\ddagger p < 0.01$)
RSD (baseline)	0.430 ± 0.0204
NeuralSD (ours)	$0.451 \pm 0.0195^\ddagger$

they expressed a report \succsim by rational numbers. Formally, they defined $[p_{i1}^\succsim, \dots, p_{in}^\succsim]$ and $[q_{j1}^\succsim, \dots, q_{jn}^\succsim]$ to represent the report \succsim_{w_i} and \succsim_{f_j} as follows:

$$p_{ij'}^\succsim := \frac{1}{n} \left(\mathbb{I}[f_{j'} \succsim_{w_i} \perp] + \sum_{j''=1}^n (\mathbb{I}[f_{j'} \succsim_{w_i} f_{j''}] - \mathbb{I}[\perp \succsim_{w_i} f_{j''}]) \right),$$

$$q_{ji'}^\succsim := \frac{1}{n} \left(\mathbb{I}[w_{i'} \succsim_{f_j} \perp] + \sum_{i''=1}^n (\mathbb{I}[w_{i'} \succsim_{f_j} w_{i''}] - \mathbb{I}[\perp \succsim_{f_j} w_{i''}]) \right).$$

Then, for a worker w_i and a firm f_j , they defined the stability

violation of a matching represented by M at report \succsim as

$$\begin{aligned} stv_{w_i f_j}(M, \succsim) &:= \left(\sum_{i'=1}^n M_{i'j} \cdot \max\{q_{ij}^\succsim - q_{i'j}^\succsim, 0\} \right) \\ &\times \left(\sum_{j'=1}^n M_{ij'} \cdot \max\{p_{ij}^\succsim - p_{ij'}^\succsim, 0\} \right). \end{aligned}$$

As a result, the stability violation on profile \succsim is defined as

$$stv(M, \succsim) := \frac{1}{n} \sum_{i=1}^n \sum_{j=1}^n stv_{w_i f_j}(M, \succsim). \quad (10)$$

Ravindranath et al. (2023) proved that this value is 0 if and only if the matching is stable.

We measured this value for each test instance. We normalized the stability violation by dividing it by n , considering that the summation is executed n^2 times and is already divided by n in the definition.

The reward (RW) is defined by the value of the objective function in Equation (9). Let \succsim be a report, and M^{opt} be the corresponding matching label, i.e., the solution for the problem (9). Then, the reward for a predicted matching M

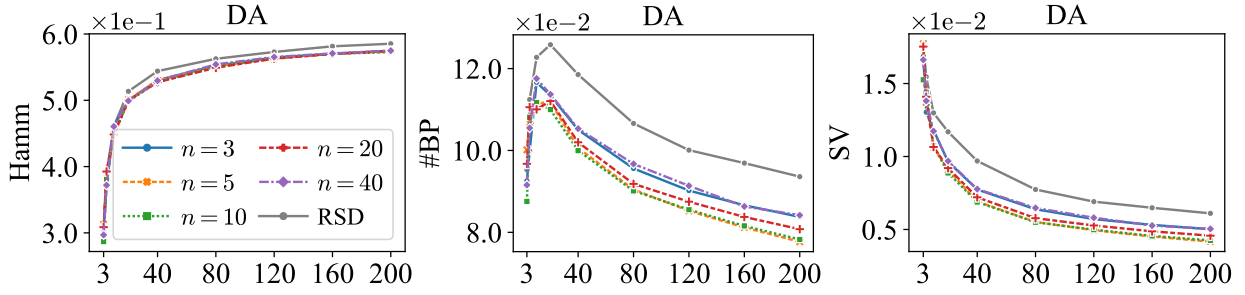


Figure 4: Average performances across different scales for training and test data with stability regularization.

is defined as the approximation ratio:

$$\text{RW}(\mathbf{M}, \succ) := \left(\sum_{i=1}^{n+1} \sum_{j=1}^{m+1} r^h(i, j) M_{i,j} \right) / \left(\sum_{i=1}^{n+1} \sum_{j=1}^{m+1} r^h(i, j) M_{i,j}^{\text{opt}} \right).$$

Parameter Settings and Compute Resources. We set the attention embedding dimension $d_{\text{emb}} = 10$ and SoftSort temperature parameter $\tau = 0.1$. We trained models for 5 epochs on $n \in \{3, 5, 10, 20\}$ with batch size 4, and for 10 epochs on $n = 40$ with the same batch size using Adam optimizer and gradient clipping with maximum L_1 norm at 10. The compute resources are listed in Table 3. We conducted experiments on a macOS Sonoma 14.1.1 machine with an Apple M1 chip as the 16GB machine, and a CPU cluster with 256 cores of AMD EPYC 7763 processors as the 2TB machine.

D.2 Test Performance on Other Scales

Supplementary results are presented in Table 4. In this table, n is equal in both the training and test data when $n \leq 40$. For test data with $n \geq 80$, we train NeuralSD on a dataset with $n = 40$. The full results for all combinations of n in training and test data are omitted due to space limitations.

D.3 Experiments with Stability Regularization

We conducted another experiments with DA labels by modifying the vanilla objective function to make models achieve higher stability. Technically, we added the stability violation to the vanilla objective function. We defined our loss function as

$$\text{Loss}(\boldsymbol{\theta}) := \sum_{\ell=1}^L \left(\mathbb{D}(\hat{\mathbf{M}}^\ell, \mathbf{y}^\ell) + \frac{\lambda}{L} \text{stv}(\hat{\mathbf{M}}^\ell, \succ^\ell) \right), \quad (11)$$

where, $\hat{\mathbf{M}}^\ell := \text{NeuralSD}(\mathbf{P}_{W_{I^\ell}}, \mathbf{P}_{F_{I^\ell}}, \mathbf{X}_{W_{I^\ell}}, \mathbf{X}_{F_{I^\ell}})$ is the ℓ -th prediction, \mathbb{D} is the error function defined in Equation (5), and λ is a hyper-parameter. We set $\lambda = 0.1$. With slight abuse of notation, we denote by $\text{stv}(\hat{\mathbf{M}}^\ell, \succ^\ell)$ the stability violation during training obtained by substituting (non-matching matrix) $\hat{\mathbf{M}}^\ell$ to Equation (10). The experimental results are provided in Table 5, Table 6, and Figure 4.