

Hybrid Preferences: Learning to Route Instances for Human vs. AI Feedback

Lester James V. Miranda^{1*} Yizhong Wang^{1,2*} Yanai Elazar^{1,2}
Sachin Kumar^{1,3} Valentina Pyatkin^{1,2} Faeze Brahman^{1,2}
Noah A. Smith^{1,2} Hannaneh Hajishirzi^{1,2} Pradeep Dasigi¹

¹Allen Institute for AI ²University of Washington ³The Ohio State University

 **Dataset** hf.co/datasets/allenai/multipref  **Code** github.com/allenai/hybrid-preferences

Abstract

Learning from human feedback has enabled the alignment of language models (LMs) with human preferences. However, collecting human preferences is expensive and time-consuming, with highly variable annotation quality. An appealing alternative is to distill preferences from LMs as a source of synthetic annotations, offering a cost-effective and scalable alternative, albeit susceptible to other biases and errors. In this work, we introduce **HYPER**, a **Hybrid Preference routER** that assigns an annotation to either humans or LMs, achieving better annotation quality while reducing the cost of human-only annotation. We formulate this as an optimization problem: given a preference dataset and an evaluation metric, we (1) train a performance prediction model (PPM) to predict a reward model’s (RM) performance on an arbitrary combination of human and LM annotations and (2) employ a routing strategy that selects a combination that maximizes predicted performance. We train the PPM on **MULTIPREF**, a new preference dataset with 10K instances paired with human and LM labels. We show that the selected hybrid mixture of synthetic and direct human preferences using **HYPER** achieves better RM performance compared to using either one exclusively by 7–13% on RewardBench and generalizes across unseen preference datasets and other base models. We also observe the same trend in other benchmarks using Best-of-N reranking, where the hybrid mix has 2–3% better performance. Finally, we analyze features from **HYPER** and find that prompts with moderate safety concerns or complexity benefit the most from human feedback.

alignment of large language models (LMs) with human objectives and values (Ouyang et al., 2022; Bai et al., 2022a, *inter alia*). Central to this process are preference datasets, i.e., input instances to language models paired with candidate model outputs and human judgment annotations indicating the preferred output. Collecting preference data involves several key design decisions, and one important consideration is determining the source of preference annotations (Kirk et al., 2023, 2024). This choice impacts not only the cost and effort required to procure these annotations, but also the performance of models trained on them.

There are two major approaches to obtain preference annotations. One approach is to solicit **preferences directly from humans**. Although this setup leads to generally high-quality data (Wang et al., 2024c), the annotation process itself is expensive and time-consuming. Moreover, human annotators can make mistakes, especially when faced with complex examples or when the content extends beyond their expertise (Jiang and de Marneffe, 2022; Sandri et al., 2023). Preference annotations can also be obtained indirectly from humans by querying an off-the-shelf LM trained on human preferences (Bai et al., 2022b; Lee et al., 2023; Cui et al., 2023), leading to a set of **synthetic preferences**. Although this approach is more scalable, LMs do not always reflect the nuances of human annotators and can be prone to certain biases or errors in judgment (Singhal et al., 2023; Wang et al., 2024a). Hence, we posit that obtaining high-quality and cost-efficient preference data involves finding the right combination of direct human and synthetic preferences from LMs.

We present **HYPER**, a **Hybrid Preference routER** that allocates preference instances to human or LM annotators, resulting in a set of **hybrid annotations** (§2). The crux of our approach is to identify specific instances that will benefit from direct human annotations, while the rest are

1 Introduction

Reinforcement learning from human feedback (Christiano et al., 2017) has been integral to the

*Equal contributions and corresponding authors: {ljm,yizhongw}@allenai.org

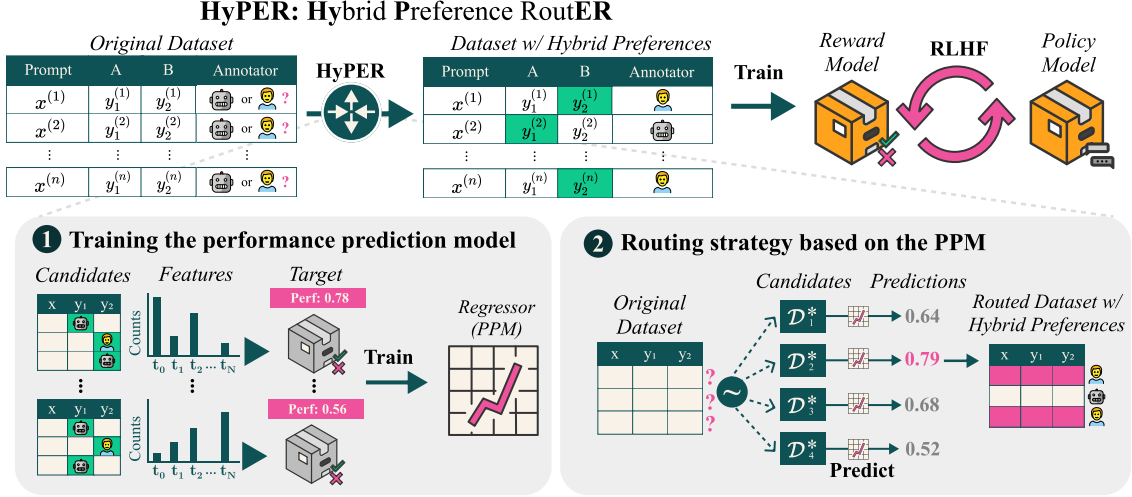


Figure 1: **Overview of HyPER.** Our proposed method consists of a performance prediction model (PPM) and a routing strategy based on that model. We train the PPM to predict the performance of a dataset based on the statistics of the subset routed to human annotators. Then, we use the PPM to score many simulations of candidate datasets, and recommend the potentially best-performing routing configuration.

routed to the LM. We ground this decision in the performance of RMs trained on the resulting preference datasets, measured by RewardBench (Lambert et al., 2024). HyPER consists of a **performance prediction model** (PPM, §2.2) and a **routing strategy** (§2.3) as illustrated in Figure 1. The PPM learns to predict the performance of a model trained on a preference dataset based on the statistics of the subset being routed to human annotators. We then use the PPM to predict the performance of arbitrary simulated hybrid datasets in order to recommend the potentially best-performing one. To put HyPER into practice, we construct **MULTIPREF**, a preference dataset containing 10k instances paired with both human and LM preference annotations that follow the same carefully designed annotation guidelines (§3). Then, we train the PPM on this dataset and use the routing strategy to obtain hybrid annotations from either LMs or humans.

Our experiments show that hybrid annotations constructed from HyPER’s predictions result in better RMs than those trained (a) entirely on direct human preferences, (b) entirely on synthetic preferences, and (c) a random combination of direct human and synthetic preferences given the same human annotation budget (§4), supporting our hypothesis that there exist optimal combinations of annotations that are neither exclusively human nor synthetic. Our results generalize across other existing preference datasets (§4.2), base models (§4.3), and common LM benchmarks through best-of-N reranking (§4.4). The resulting hybrid

preference datasets outperform the corresponding original ones by a large margin, with 7–13% (absolute) improvement on RewardBench and up to 3% (absolute) improvement on downstream evaluations on average, demonstrating HyPER’s generalization capabilities. We then present an analysis of factors that render a preference instance to benefit from direct human annotations (§5).

We publicly release all data, code, and models associated with this work. We hope that this work contributes to a more cost-effective approach to preference data collection while providing actionable, data-centric insights on preference learning.

2 HyPER Formulation and Methodology

2.1 Problem Formulation

We first formulate the preference routing problem. Let $\mathcal{D} = \{\langle x^{(i)}, y_1^{(i)}, y_2^{(i)} \rangle\}_{i=1}^n$ be a dataset of n unlabeled preference instances containing prompts x and pairwise responses y_1 and y_2 , where each instance can be assigned a label from either of the two sources: one provided by a human annotator, or one generated by an LM. We introduce a binary decision variable $z_i \in \{0, 1\}$ for each instance, where $z_i = 0$ corresponds to selecting the human-provided label and $z_i = 1$ corresponds to selecting the LM-generated label. Note that z_i denotes the source of the labels, and not the identity of the labels—when the humans and the LM agree, the chosen label is the same irrespective of z_i .

The goal for routing is to optimize the selection

of binary decision variables z_i for the dataset in order to maximize a performance metric. This optimization problem can be expressed as:

$$\max_{z \in \{0,1\}^n} \text{PERF}(R(\mathcal{D}(z))), \quad (1)$$

where $\text{PERF}(R(\mathcal{D}(z)))$ is the performance of a reward model R trained on dataset $\mathcal{D}(z)$. Here, $z = \{z_1, z_2, \dots, z_n\}$ is the *routing configuration*, representing the vector of binary label choices for all instances. Maximizing Equation 1 is difficult as there is no closed-form solution. In addition, finding the best routing configuration is computationally heavy, as brute force search would entail training and evaluating a reward model for 2^n configurations. Instead, we convert the problem into a learning objective, where we train a model to predict the reward performance of a given routing configuration. We construct *candidate* labeled datasets $\hat{\mathcal{D}}(z)$ with different routing configurations z which we use to train reward models, denoted $\hat{R}(\hat{\mathcal{D}}(z))$.¹ We use these candidates to train a **performance prediction model** that approximates $\text{PERF}(\hat{R}(*))$ (§2.2). After training the model, we use a simulation-based **routing strategy** that aims to find the optimal z to maximize the predicted performance (§2.3).

2.2 Performance Prediction Model (PPM)

The PPM is a regression model that provides an estimate of the performance of a reward model trained on a candidate preference dataset $\hat{\mathcal{D}}$. The PPM takes as input a feature vector representing the routing configuration of $\hat{\mathcal{D}}$ and outputs a scalar value as the predicted performance. Training the PPM requires a seed preference dataset \mathcal{D} with both human and LM labels to build multiple samples of candidate datasets $\{\hat{\mathcal{D}}_i\}$ with different routing configurations and their evaluation performance.

Step 1: Defining a Feature Vector. Instead of directly operating on individual preference instances, we define a feature space for the PPM so that we can make routing decisions about groups of instances that share features, allowing our routing procedure to generalize to other datasets where these features might be present. We construct a feature space of **tags** T —textual and descriptive features of an instance’s prompt-response triples:

- **Textual tags** characterize textual information such as the cosine similarity of the encoded repre-

¹For the rest of this paper, we will ignore the z variable for simplicity and denote the candidate labeled dataset as $\hat{\mathcal{D}}$.

Algorithm 1 Generating a candidate dataset $\hat{\mathcal{D}}$

Require: Unrouted dataset $\mathcal{D} = \{d_1, d_2, \dots, d_N\}$, mapping between tags t and instances with that tag, $M = \{t_i \mapsto \{d_j \in \mathcal{D} \mid d_j \text{ has tag } t_i\} \mid i = 1, 2, \dots, N\}$

- 1: Budget $b \sim \text{Uniform}(1, |\mathcal{D}| - 1)$ \triangleright Sample a random budget
- 2: $S_{\text{human}} \leftarrow \{\}$ \triangleright Initialize subset that will use human annotations
- 3: $M \leftarrow \text{SHUFFLE}(M)$ \triangleright Shuffle order of feats.
- 4: **while** $|S_{\text{human}}| < b$ **do**
- 5: **for** m in M **do**
- 6: $S_{\text{human}} \leftarrow m$ \triangleright Add instances associated with tag m to S_{human}
- 7: **end for**
- 8: **end while**
- 9: $z \leftarrow \{0 \text{ if } d_i \in S_{\text{human}} \text{ else } 1 \mid d_i \in \mathcal{D}\}$
- 10: $\hat{\mathcal{D}} \leftarrow \mathcal{D}(z)$
- 11: **return** $\hat{\mathcal{D}}$

sensation² of the responses y_1 and y_2 , the length of the prompt x , or the token length difference between two responses. We discretize the textual tags to convert them into categorical bins.

- **Descriptive tags** include metadata about the prompt or instruction such as the *subject of expertise* needed to answer the prompt, or the *complexity of user intent* in the prompt based on the number of goals or requirements among many others. We obtain these descriptors from a multilabel classifier trained on a human-validated dataset of instructions and their corresponding tags (see Appendix F.1 for more details).

We then represent each candidate dataset as a vector $v = \{C_{t_j, \text{human}} \mid t_j \in T\}$, where $C_{t_j, \text{human}}$ denotes the count of instances routed to human annotations with the j th tag. The full list of tags can be found in Appendix F.

Step 2: Constructing Candidate Datasets and Measuring their Performance. We generate candidate datasets $\{\hat{\mathcal{D}}_i\}$ from the original unrouted dataset \mathcal{D} by sampling different routing configurations z as shown in Algorithm 1. At a high level, this algorithm generates a candidate dataset by randomly selecting the number of instances b to be annotated by humans or LM. Then, it iteratively adds instances associated with each tag to a subset until b is met, and assigns binary labels based on the subset to create the candidates. Some tags might get ignored once the number of instances reaches b , so we shuffle their order to ensure that

²We use the all-distilroberta-v1 embedding model from sentence-transformers (Reimers and Gurevych, 2019).

the tags are well represented between candidates.

We also include candidates where all preference labels are from humans ($|S_{\text{human}}| = |D|$) and all labels are from LMs ($|S_{\text{human}}| = 0$). Our sampling algorithm attempts to cover many human annotation budgets and different types of instances assigned to them. For each candidate dataset, we train a reward model \hat{R} and evaluate its performance $\text{PERF}(\hat{R})$ on an evaluation metric, in this case, RewardBench. This process leads to a PPM training dataset with the tag counts as features and the RM performance as the target as shown in Figure 2.

Step 3: Training the Performance Prediction Model. We fit a regression model to predict the RewardBench performance of a candidate dataset. We use the feature vector v as the features and the reward model performance on RewardBench $\text{PERF}(\hat{R})$ as the target. In practice, we collected 200 candidates \hat{D} and their performance from MULTIPREF for training the PPM.

2.3 Routing Strategy Based on the PPM

Given a preference dataset \mathcal{D} , we also simulate candidates $\{\hat{D}(z)\}$ using Algorithm 1 and predict their performance using the PPM from the previous stage (§2.2). We can simulate candidates with either a fixed human annotation budget, which is common in practice, or a range of random budgets to identify the optimal hybrid mix. Since the PPM estimates the expected performance of any \hat{D}_i , we can simulate a large number of candidates and estimate their performance without training any RM.

For inference, our goal is to find the best routing configuration $z^* = \{z_1, z_2, \dots, z_n\}$ that will maximize RM performance $\text{PERF}(R(\hat{D}(z^*)))$. This configuration specifies which preference instances should be routed to humans or LMs that will result in the highest RewardBench score. To obtain z^* , we take the candidate with the highest predicted RM performance and use its configuration z for routing. For each preference instance d_i in \mathcal{D} , we take the decision z_i and route the instance to humans if $z_i = 0$ and to LMs if $z_i = 1$. In practice, we generate 500 candidates from which we select the best routing configuration.

Routing Strategy for a Single Instance. To make routing decisions at the level of a single instance, we compute the *expected performance gain* due to a human annotating the instance. We calculate it by computing the difference between a (1) routing configuration where the instance is

Dataset statistics	
# unique prompts	5,323
# models for generation	6
# model pairs	21
# comparisons	10,461
# annotations	41,844
# annotation per instance	4
Annotator statistics	
Total # of crowdworkers	289
Average qualification test pass rate	34.8%

Table 1: MULTIPREF dataset statistics.

routed to human annotators and a (2) routing configuration where no instances are routed to human annotators (i.e., 100% synthetic annotations): $\Delta = \text{PPM}(v_n) - \text{PPM}(v_0)$. We then route a preference instance to human annotators if $\Delta > 0$ and to LMs otherwise.

3 MULTIPREF: A New Pref. Dataset

We introduce MULTIPREF, a new preference dataset containing 10,461 instances with both human and GPT-4 annotations. We use MULTIPREF to train HYPER’s PPM. We collect prompts from datasets such as ShareGPT (Chiang et al., 2023), WildChat (Zhao et al., 2024), HH-RLHF (Bai et al., 2022a), and ChatArena (Chiang et al., 2024). Then, we generate model responses using a variety of models, including Llama-2-Chat 70B (Touvron et al., 2023), Llama-3-Instruct 70B (Dubey et al., 2024), TULU-2 7B and 70B (Iverson et al., 2023), GPT-3.5, and GPT-4 (Achiam et al., 2023).³

MULTIPREF is then annotated carefully to control for annotation quality, while working with crowdworkers on a fair wage (\$15–20 USD per hour based on expertise-level). We recruit annotators from Prolific,⁴ a crowdsourcing platform. We screened workers using a qualification test that filtered out 65% of the initial workers. Prolific implements various checks to avoid annotators using bots during the annotation. Each instance in MULTIPREF is annotated by four (4) crowdworkers. We aggregate these labels via majority vote to mitigate noise in annotation. We also collect LM annotations using GPT4 and include in its prompt

³We use model versions gpt-3.5-turbo-0125 and gpt-4-turbo-2024-04-09 for GPT-3.5 and GPT-4, respectively.

⁴<https://www.prolific.com/>

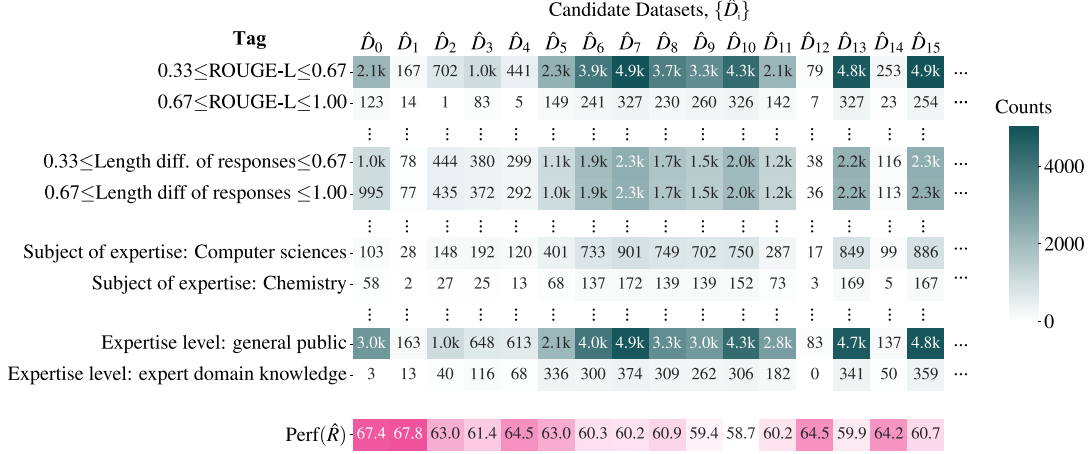


Figure 2: **Feature representation of candidate datasets and their actual reward modeling performance as the training data for PPM.** We use the count of instances that belong to the human annotation subset S_{human} as the feature value for each tag, and the RewardBench overall accuracy as the target. This heatmap shows the features derived from MULTIPREF.

the same guidelines we presented to human annotators. Since we allow ties during annotation, we filter instances that are labeled as a “Tie” by either human or GPT4, ending up with 7,531 non-tie preference instances that can be used for model training. Appendix C shows additional information on the data collection process. Table 1 summarizes dataset statistics of MULTIPREF.

4 Experiments

We first intrinsically evaluate how well the PPM fits on a domain it was trained on (§4.1), then we assess how well the same PPM generalizes to other preference datasets (§4.2) and models (§4.3) on the same target evaluation metric (RewardBench). Finally, we test how well HYPER generalizes to other LM benchmarks on various preference datasets (§4.4).

4.1 Performance Prediction Model Details

Testing the PPM’s fit. In order to test whether the PPM can accurately predict the performance of a preference dataset on RewardBench, we perform 10-fold cross-validation on 250 candidates from MULTIPREF (225 instances for training and 25 instances for validation). For each fold, we train a regressor to predict the performance of the held-out set and evaluate it with the actual RewardBench score. We evaluate the regression models using root-mean-square error (RMSE) and Spearman ρ correlation. We train three types of regressors: linear, quadratic, and tree-based via LightGBM (Ke et al., 2017). Table 2 shows that the **quadratic model** fits the data the best. Hence, we use it as

Model type	Spearman $\rho \uparrow$	RMSE \downarrow
Linear	0.408 ± 0.056	0.311 ± 0.044
LightGBM	0.127 ± 0.009	0.425 ± 0.010
Quadratic	0.610 ± 0.042	0.266 ± 0.054

Table 2: Using 10-fold cross validation on 250 candidate datasets, we report the average Spearman ρ of predicted vs. actual ranks and RMSE of predicted vs. actual RewardBench performance.

our PPM for subsequent experiments.

Simulation sample size selection. The PPM’s prediction time is significantly faster than conducting actual RM evaluations. As such, we can explore a large candidate dataset combination. To find out the optimal size of simulated candidates we evaluate the performance of PPM using $n \in \{128, 256, 512, 1024, 2048, 4096\}$ different candidates. This experiment suggests that performance plateaus around 1024 candidates (see Figure 3), achieving a score of 72.3%, indicating diminishing returns from larger candidate pools. Although the trend plateaus around 1024 candidates, we choose to balance between performance and run time and use 500 candidates in subsequent experiments.

4.2 Generalization to Unseen Datasets

We next test whether the PPM trained on MULTIPREF generalizes to other unseen preference datasets. To do so, we apply the same routing strategy as described in §2.3. Instead of training separate PPMs for each unseen preference dataset, we only use a single PPM trained on MULTIPREF.

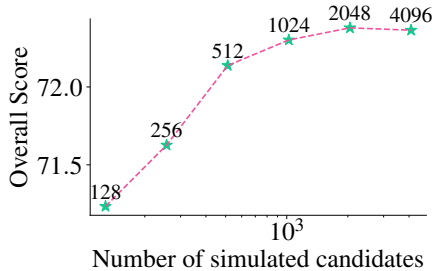


Figure 3: Actual RewardBench performance of the best configuration found given n simulated candidates.

Datasets We use datasets with existing human preference annotations and augment them with LM annotations from GPT-4 (gpt-4-turbo-2024-04-09) to simulate scenarios of routing a preference instance to a human annotator. These datasets include: Helpsteer2 (Wang et al., 2024c), AlpacaFarm Human Preferences (Dubois et al., 2023), and Chatbot Arena Conversations (Zheng et al., 2023). Further information on these datasets can be found in Appendix B. To control the effect of dataset size when comparing across datasets, we limit each preference mix to 7K instances after removing ties, the same size as MULTIPREF.

Baselines For each dataset, we use the following preference mixes to compare against our hybrid annotations: **100% Synthetic preference** containing purely synthetic preferences obtained from an LLM (see Appendix M for more details on prompting GPT-4), **100% Direct Human Preference** with the human annotations of the dataset, and **25%, 50%, 75% Direct Human Preference** mixes (see Table 11 in Appendix E) where we randomly swap a percentage of instances with human annotations while the rest are LM annotations. We train reward models based on the TüLU 2 13B (Iverson et al., 2023) model on each of these mixes, and evaluate their performance on RewardBench.

Results Figure 4 shows the RewardBench score for each dataset on different human annotation budgets across four preference datasets. Results show that in the majority of annotation budgets, **hybrid annotations from HYPER outperform that of random sampling**. This suggests that combining annotations is expected to result in RMs that perform better than relying solely on annotations from a single source (human or LM), and the performance can improve with a better routing strategy. We also obtain the best hybrid mix with empirical optimal budget for any given preference dataset

as shown in Table 3. We observe that **the best hybrid mix requires 20–70% of direct human annotations** in order to outperform a more costly 100% direct human annotation setup, depending on the dataset. Our best hybrid preference mix outperforms using 100% synthetic annotations, suggesting that collecting human annotations is still valuable as long as the preference instances routed to humans benefit from their annotations.

Furthermore, we observe that in general, **RMs trained on full synthetic preference annotations tend to perform better on RewardBench than 100% human annotations**, except for the Helpsteer2 dataset. We hypothesize this is due to the higher annotation quality by Helpsteer2’s data vendor (ScaleAI) and their aggressive data quality control where the authors filtered-out preference instances with low inter-annotator agreement and with noisy preference ratings. Nevertheless, our results in Figure 4 suggest that HYPER can still push this performance further by using just 70% human annotations. We also train a PPM using candidates generated from Helpsteer2, and observed similar trends when using routed annotations on other datasets (see Appendix L.2).

4.3 Generalization to Other Base Models

We also test whether the hybrid mix retains its competitive performance when trained on different models other than TüLU 2 13B.

Setup To test model generalization, we train RMs using Llama 3.1 8B (Dubey et al., 2024) and Qwen 2.5 7B (Yang et al., 2024; Qwen Team, 2024) on hybrid mixes of the Helpsteer2 dataset and evaluate the resulting model on RewardBench. Similar to §4.2, these mixes were identified by a PPM trained on MULTIPREF’s features.

Results Table 4 shows that the hybrid annotations from HYPER outperform 100% direct and 100% synthetic human preferences, consistent with our findings in §4.2. These results suggest that the preference annotations routed by HYPER are model-agnostic, as demonstrated by our experiments with models other than TüLU 2 13B.

4.4 Generalization to other Evaluation Tasks

To test whether HYPER generalizes to new tasks other than RewardBench, we evaluate the models trained on hybrid datasets on other benchmarks.

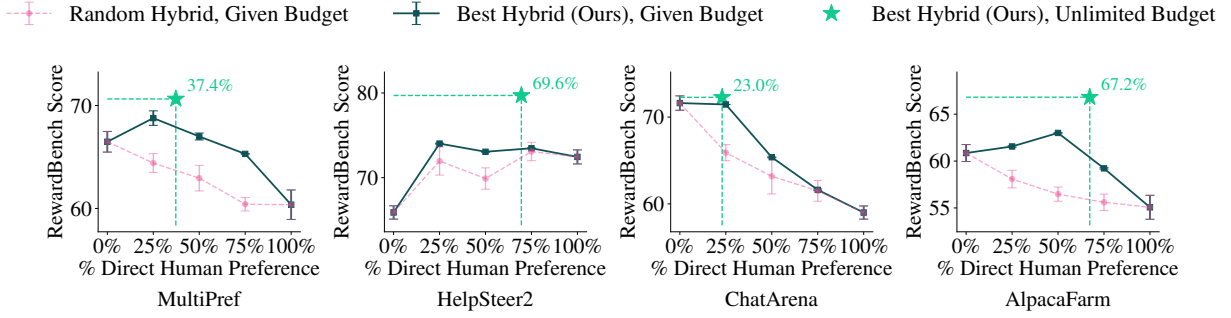


Figure 4: Comparison between HYPER and random selection given different annotation budgets on various preference datasets. The optimal budget and its corresponding performance is marked by a star (★). We report the average of the RewardBench score across three runs.

RewardBench Performance										
Preference Mix	MULTIPREF (Appendix C)					Helpsteer2 (Wang et al., 2024c)				
	% Direct Human for Best Hybrid: 37.4%					% Direct Human for Best Hybrid: 69.6%				
	Overall	Chat	Chat-Hard	Safety	Reasoning	Overall	Chat	Chat-Hard	Safety	Reasoning
100% Human	60.4	89.1	37.8	71.6	42.9	72.4	90.6	60.7	68.0	76.7
100% Synth.	66.5	90.2	34.6	69.7	71.3	65.8	71.6	64.0	45.2	82.7
Best Hybrid	70.6	94.4	35.1	74.8	78.2	79.7	89.9	64.9	77.0	87.0
Preference Mix	AlpacaFarm (Dubois et al., 2023)					ChatArena (Zheng et al., 2023)				
	% Direct Human for Best Hybrid: 67.2%					% Direct Human for Best Hybrid: 23.0%				
	Overall	Chat	Chat-Hard	Safety	Reasoning	Overall	Chat	Chat-Hard	Safety	Reasoning
100% Human	55.0	85.5	44.5	38.5	51.6	59.0	90.6	50.4	36.3	58.8
100% Synth.	60.9	87.2	41.4	56.1	58.5	71.6	93.5	50.2	69.4	73.2
Best Hybrid	66.8	94.5	50.8	58.1	63.8	72.2	94.7	51.3	67.6	75.1

Table 3: Comparison of full direct human preferences and synthetic preferences and the best hybrid preference mix given unlimited budget on RewardBench. Reporting the average of three runs.

Setup We follow the practice of Ivison et al. (2024) to convert several LM benchmarks into a “Best-of-N” reranking format for evaluating RMs: we sample 16 generations from the TULU-2 13B SFT model, score them using the testing reward models, and then use the top-scoring generation as the final output to compute the metrics. We evaluate on the following datasets: GSM8K (Cobbe et al., 2021) for math, BIG-Bench Hard (BBH; Suzgun et al., 2022) for reasoning, IFEval (Zhou et al., 2023) for precise instruction following, Codex HumanEval (Chen et al., 2021) for coding, and AlpacaEval (Li et al., 2023b) for general chat capabilities. Further information on the dataset setup can be found in Appendix H.

Results Table 5 shows the Best-of-N evaluation performance of the best hybrid mix found by our method. Our hybrid mix outperforms using either human or synthetic labels alone by 2–3% on three out of the four preference datasets. On Helpsteer2, 100% human labels perform better than 100% synthetic, while MULTIPREF and AlpacaFarm show

the opposite trend, reflecting varying human annotation quality—our method demonstrates improvement in three cases despite this variation. ChatArena is the exception, where our method does not improve upon the original dataset. The trend in ChatArena’s Best-of-N performance differs from RewardBench, and we suspect that its due to its reliance on Internet volunteers with underspecified annotation guidelines. Further investigation of this discrepancy is left for future work.

5 Analysis: When are Human Annotations Helpful?

We investigate the features learned by the PPM to understand characteristics that render a preference instance a better fit for direct human annotation. To quantify the effect of routing an instance to human annotators, we compute its *expected performance gain* as described in §2.3. This analysis makes three key assumptions: (1) the performance gain from human annotation is linear; (2) samples are independent of each other, and (3) the PPM fits the

RewardBench Performance on Helpsteer2										
Preference Mix	Llama 3.1 8B (Dubey et al., 2024)					Qwen 2.5 7B (Yang et al., 2024; Qwen Team, 2024)				
	Overall	Chat	Chat-Hard	Safety	Reasoning	Overall	Chat	Chat-Hard	Safety	Reasoning
100% Human	64.7	91.1	51.0	39.2	78.7	71.8	87.7	54.5	60.6	84.0
100% Synth.	60.6	90.5	33.8	48.8	69.4	69.7	89.1	54.8	56.9	82.2
Best Hybrid	72.4	94.7	47.6	71.4	76.2	72.4	87.4	55.6	63.1	83.6

Table 4: Comparison of full direct human preferences and synthetic preferences on the best hybrid preference mix given unlimited budget on RewardBench and different base models of Helpsteer2 (Wang et al., 2024c). Reporting the average of three runs.

Best-of-N Evaluation Performance												
Pref. Mix	MULTIPREF (Appendix C)						Helpsteer2 (Wang et al., 2024c)					
	Avg.	GSM8K	BBH	IFEval	Codex	AlpacaEval	Avg.	GSM8K	BBH	IFEval	Codex	AlpacaEval
100% Human	48.3	38.0	47.3	43.1	24.4	88.6	52.6	52.3	51.0	45.8	26.2	87.7
100% Synth.	49.4	41.7	49.0	44.9	23.2	88.3	51.0	48.6	52.0	47.0	24.4	83.1
Best Hybrid	50.5	48.1	50.2	44.7	21.3	88.1	52.8	51.7	49.9	48.1	29.3	85.1
Pref. Mix	AlpacaFarm (Dubois et al., 2023)						ChatArena (Zheng et al., 2023)					
	Avg.	GSM8K	BBH	IFEval	Codex	AlpacaEval	Avg.	GSM8K	BBH	IFEval	Codex	AlpacaEval
100% Human	50.4	48.2	50.7	42.7	23.8	86.6	53.9	52.3	52.4	44.9	28.7	91.4
100% Synth.	53.1	52.3	52.6	44.7	26.2	89.6	53.7	54.0	52.3	44.5	26.8	90.9
Best Hybrid	53.3	53.5	52.7	45.5	23.8	91.0	52.8	51.9	51.8	44.5	25.0	90.8

Table 5: Comparison of full direct human preferences and synthetic preferences on the best hybrid preference mix given unlimited budget using Best-of-N evaluation.

data well. While the first two assumptions may not hold in general, they provide a tractable framework for analyzing the relative importance of human annotation for different instances.

To estimate the performance gain of each tag $t \in T$, we route n instances that satisfy the tag’s condition (e.g., “BERTScore between two responses is $\in [0.33, 0.67]$ ”) and compute the gain Δ normalized on the count of instances with that tag. Table 6 shows the top- and bottom-five tags based on the performance gain. This list reveals that instances with moderate semantic similarity between responses (measured by BERTScore), moderate safety concern, and moderate complexity of intents tend to benefit more from direct human annotations. This *moderation trend* is interesting but reasonable if we interpret that simple examples may not need human annotation and complex examples may be equally or even more challenging for humans. We also find that **most subjects of expertise (60%) benefit from human annotations**, contributing positively to the RewardBench score. Preferences with prompts that require expert domain knowledge (Δ : 6.438E-6) to answer also benefit from human annotations as opposed to prompts requiring basic domain knowledge (Δ : -0.095E-6) or answerable by the general public (Δ : -0.050E-6).

6 Conclusion

We introduce HYPER, a framework that routes preference instances to either human annotators or to an LM that aims to maximize performance of an RM trained on such hybrid-annotated data. Our results demonstrate that the hybrid mix from HYPER outperforms all baseline annotation combinations on RewardBench, and that this trend generalizes to other models, benchmarks (via Best-of-N reranking), and unseen preference datasets. HYPER also outperforms random sampling for a given set of human annotation budgets. Our analyses reveal that human annotations are most beneficial for instances with moderate response similarity and prompts in specific subject domains, among others. We hope HYPER contributes to data-centric approaches in understanding human preferences and to more efficient preference collection methods in the future.

Limitations

Grounding of preference feedback quality. Quality control is critical for human data annotation, especially in the modern era of building LMs. Typically, researchers use agreement as a metric for quality. However, for preference annotation, early works all ended up with relatively low

Tag	Gain $\times 10^{-3}$	Tag	Gain $\times 10^{-3}$
BERTScore $\in [0.33, 0.67]$	0.19	Subject Of Expertise: Materials Science and Engineering	-0.00
Subject Of Expertise: Chemical Engineering	0.11	Subject Of Expertise: Library and Museum Studies	-0.10
Subject Of Expertise: Religion	0.09	Subject Of Expertise: Media Studies and Communicatio	-0.10
Safety Concern: Moderate	0.09	Subject of Expertise: Military Sciences	-0.10
Subject Of Expertise: Anthropology	0.06	Subject Of Expertise: Family And Consumer Science	-0.63

Table 6: Average gain in MULTIPREF’s performance when routing 100 random preference instances to a human annotator for each tag. Showing top- and bottom-five tags (See the full list in Appendix Table 13).

agreement between annotators or even between annotators and researchers (Bai et al., 2022a; Touvron et al., 2023; Dubois et al., 2023). This is largely due to the complexity of the tasks (e.g., many facts to verify, the expertise required, etc.), as well as the subjectivity in many cases (e.g., style preference, sensitive topics, safety threshold, etc.). This poses challenges for the data annotation process, as there is no ground truth for measuring the quality. In this work, we decide to ground the data quality into the model training performance (i.e., the utility of the data), and our framework can optimize towards this goal. Future work can explore other downstream utility metrics for optimization.

Scaling the size of preference annotation. Although we show the successful generalization of our router when applying it to other preference datasets (§4.2), this set of experiments is done at the same size (7K after removing ties). It remains unclear how well our performance prediction model can extrapolate beyond the training data size and predict what instances can add performance gain after 7K, so that we can keep growing our preference data to a larger size. We believe our current results and the patterns we find (§5) can provide insights on how to save human efforts, but a systematic scaling of our framework may require further work.

Feedback beyond pairwise comparisons. We focus on pairwise preferences which compare overall model responses. However, several formulations of preference feedback exist such as fine-grained preferences (Wu et al., 2024), aspect-based preferences (Wang et al., 2023b, 2024c, also available in MULTIPREF) and preferences for process-reward models (Lightman et al., 2023; Uesato et al., 2022). These annotations are more time consuming, hence, even more expensive, thus providing more room for leveraging LM annotation when possible. We leave this exploration for future work.

Generalization to downstream DPO / policy model performance. While hybrid preference annotations improve direct RM evaluation performance, it’s unclear if these gains extend to downstream tasks when training a DPO model or a policy model using PPO with the reward models. Iverson et al. (2024) found that improvements in reward models do not necessarily translate to improved downstream performance in PPO, as there are many confounding factors (e.g., the unlabeled prompts in PPO, the KL penalty, etc) that impact the PPO training. We tried testing the preference datasets using DPO (Appendix J) but only found small differences when switching datasets or the preference mixes. We hypothesize that downstream task performance is hard to measure (and still is an open research problem), and requires data collection at a larger scale to see significant effects.

Intra-group variability of annotators. One of our key assumptions is that there is no variability in intra-group annotators for both humans and LMs. When HYPER decides to route a preference instance to a human or an LM, we don’t make fine-grained decisions as to what type of human annotator (or which LM) should annotate. However, we believe that MULTIPREF can enable this type of analyses especially for direct human feedback, as the dataset disambiguates between normal and expert crowdworker annotations. We leave this exploration for future work.

Ethics Statement

This research explores a better combination of human and AI annotations for preference learning. Throughout the human annotation process, we ensured that all human participants were fully informed about the annotation task, and their annotations would be used to develop AI models. Participants provided explicit consent prior to their involvement, and all data collected was anonymized to protect individual privacy. This study also obtained approval from an internal corporate ethical

review board. We acknowledge the potential societal impacts of replacing human laborers with AI models, even partially as this study, and we still emphasize the importance of maintaining human oversight in AI-assisted decision-making processes. Finally, the datasets we used may contain offensive prompts and responses, and we advise users to exercise caution when viewing individual preference instances.

Acknowledgements

This research is supported by Cloud TPUs from Google’s TPU Research Cloud (TRC). We also acknowledge the National Artificial Intelligence Research Resource (NAIRR) Pilot and Microsoft Azure for contributing to the results in this work. The authors would also like to thank Bowen Zhao from the University of Washington (UW) for sharing data for building the early version of the meta analyzer. In addition, we would like to acknowledge the Prolific annotators, together with Tom Rodenby, Brock Sorenson, and Jag Singh, for their dedication and support for obtaining annotations for MULTIPREF. Finally, we thank Pang Wei Koh for suggestions on the performance prediction model, and many colleagues at Ai2 and UW for helpful feedback.

References

- Josh Achiam, Steven Adler, Sandhini Agarwal, Lama Ahmad, Ilge Akkaya, Florencia Leoni Aleman, Diogo Almeida, Janko Altschmidt, Sam Altman, Shyamal Anadkat, et al. 2023. GPT-4 Technical Report. *arXiv preprint arXiv:2303.08774*.
- Alon Albalak, Yanai Elazar, Sang Michael Xie, Shayne Longpre, Nathan Lambert, Xinyi Wang, Niklas Muennighoff, Bairu Hou, Liangming Pan, Haewon Jeong, et al. 2024. A survey on data selection for language models. *arXiv preprint arXiv:2402.16827*.
- Yuntao Bai, Andy Jones, Kamal Ndousse, Amanda Askell, Anna Chen, Nova DasSarma, Dawn Drain, Stanislav Fort, Deep Ganguli, Tom Henighan, Nicholas Joseph, Saurav Kadavath, Jackson Kernion, Tom Conerly, Sheer El-Showk, Nelson Elhage, Zac Hatfield-Dodds, Danny Hernandez, Tristan Hume, Scott Johnston, Shauna Kravec, Liane Lovitt, Neel Nanda, Catherine Olsson, Dario Amodei, Tom Brown, Jack Clark, Sam McCandlish, Chris Olah, Ben Mann, and Jared Kaplan. 2022a. Training a helpful and harmless assistant with reinforcement learning from human feedback. *arXiv preprint arXiv:2204.05862*.
- Yuntao Bai, Saurav Kadavath, Sandipan Kundu, Amanda Askell, Jackson Kernion, Andy Jones, Anna Chen, Anna Goldie, Azalia Mirhoseini, Cameron McKinnon, Carol Chen, Catherine Olsson, Christopher Olah, Danny Hernandez, Dawn Drain, Deep Ganguli, Dustin Li, Eli Tran-Johnson, Ethan Perez, Jamie Kerr, Jared Mueller, Jeffrey Ladish, Joshua Landau, Kamal Ndousse, Kamile Lukosuite, Liane Lovitt, Michael Sellitto, Nelson Elhage, Nicholas Schiefer, Noemi Mercado, Nova DasSarma, Robert Lasenby, Robin Larson, Sam Ringer, Scott Johnston, Shauna Kravec, Sheer El Showk, Stanislav Fort, Tamera Lanham, Timothy Telleen-Lawton, Tom Conerly, Tom Henighan, Tristan Hume, Samuel R. Bowman, Zac Hatfield-Dodds, Ben Mann, Dario Amodei, Nicholas Joseph, Sam McCandlish, Tom Brown, and Jared Kaplan. 2022b. Constitutional AI: Harmlessness from AI Feedback.
- Alexandra Birch, Miles Osborne, and Philipp Koehn. 2008. Predicting success in machine translation. In *Proceedings of the 2008 Conference on Empirical Methods in Natural Language Processing*, pages 745–754.
- Mark Chen, Jerry Tworek, Heewoo Jun, Qiming Yuan, Henrique Ponde De Oliveira Pinto, Jared Kaplan, Harri Edwards, Yuri Burda, Nicholas Joseph, Greg Brockman, et al. 2021. Evaluating large language models trained on code. *arXiv preprint arXiv:2107.03374*.
- Wei-Lin Chiang, Zhuohan Li, Zi Lin, Ying Sheng, Zhanghao Wu, Hao Zhang, Lianmin Zheng, Siyuan Zhuang, Yonghao Zhuang, Joseph E. Gonzalez, Ion Stoica, and Eric P. Xing. 2023. [Vicuna: An Open-Source Chatbot Impressing GPT-4 with 90%* ChatGPT Quality](#).
- Wei-Lin Chiang, Lianmin Zheng, Ying Sheng, Anastasios Nikolas Angelopoulos, Tianle Li, Dacheng Li, Hao Zhang, Banghua Zhu, Michael Jordan, Joseph E. Gonzalez, and Ion Stoica. 2024. [Chatbot arena: An open platform for evaluating llms by human preference](#). *Preprint*, arXiv:2403.04132.
- Paul F Christiano, Jan Leike, Tom Brown, Miljan Martic, Shane Legg, and Dario Amodei. 2017. Deep reinforcement learning from human preferences. In *Advances in Neural Information Processing Systems*, volume 30.
- Karl Cobbe, Vineet Kosaraju, Mohammad Bavarian, Mark Chen, Heewoo Jun, Lukasz Kaiser, Matthias Plappert, Jerry Tworek, Jacob Hilton, Reiichiro Nakano, et al. 2021. Training verifiers to solve math word problems. *arXiv preprint arXiv:2110.14168*.
- David Cohn, Les Atlas, and Richard Ladner. 1994. Improving generalization with active learning. *Machine learning*, 15:201–221.
- Ganqu Cui, Lifan Yuan, Ning Ding, Guanming Yao, Wei Zhu, Yuan Ni, Guotong Xie, Zhiyuan Liu, and

- Maosong Sun. 2023. Ultrafeedback: Boosting language models with high-quality feedback. *arXiv preprint arXiv:2310.01377*.
- Abhimanyu Dubey, Abhinav Jauhri, Abhinav Pandey, Abhishek Kadian, Ahmad Al-Dahle, Aiesha Letman, Akhil Mathur, Alan Schelten, Amy Yang, Angela Fan, et al. 2024. The llama 3 herd of models. *arXiv preprint arXiv:2407.21783*.
- Yann Dubois, Chen Xuechen Li, Rohan Taori, Tianyi Zhang, Ishaan Gulrajani, Jimmy Ba, Carlos Guestrin, Percy S Liang, and Tatsunori B Hashimoto. 2023. AlpacaFarm: A Simulation Framework for Methods that Learn from Human Feedback. In *Advances in Neural Information Processing Systems*, volume 36, pages 30039–30069.
- Logan Engstrom, Axel Feldmann, and Aleksander Madry. 2024. DsDm: Model-aware dataset selection with datamodels. *arXiv preprint arXiv:2401.12926*.
- Andrew Ilyas, Sung Min Park, Logan Engstrom, Guillaume Leclerc, and Aleksander Madry. 2022. Data-models: Predicting predictions from training data. *arXiv preprint arXiv:2202.00622*.
- Hamish Ivison, Yizhong Wang, Jiacheng Liu, Zeqiu Wu, Valentina Pyatkin, Nathan Lambert, Noah A Smith, Yejin Choi, and Hannaneh Hajishirzi. 2024. Unpacking dpo and ppo: Disentangling best practices for learning from preference feedback. *arXiv preprint arXiv:2406.09279*.
- Hamish Ivison, Yizhong Wang, Valentina Pyatkin, Nathan Lambert, Matthew Peters, Pradeep Dasigi, Joel Jang, David Wadden, Noah A Smith, Iz Beltagy, et al. 2023. Camels in a changing climate: Enhancing LM adaptation with Tulu 2. *arXiv preprint arXiv:2311.10702*.
- Nan-Jiang Jiang and Marie-Catherine de Marneffe. 2022. Investigating reasons for disagreement in natural language inference. *Transactions of the Association for Computational Linguistics*, 10:1357–1374.
- Guolin Ke, Qi Meng, Thomas Finley, Taifeng Wang, Wei Chen, Weidong Ma, Qiwei Ye, and Tie-Yan Liu. 2017. Lightgbm: A highly efficient gradient boosting decision tree. In *Neural Information Processing Systems*.
- Hannah Kirk, Andrew Bean, Bertie Vidgen, Paul Rottger, and Scott Hale. 2023. The past, present and better future of feedback learning in large language models for subjective human preferences and values. In *Proceedings of the 2023 Conference on Empirical Methods in Natural Language Processing*, pages 2409–2430, Singapore. Association for Computational Linguistics.
- Hannah Rose Kirk, Alexander Whitefield, Paul Röttger, Andrew Bean, Katerina Margatina, Juan Ciro, Rafael Mosquera, Adina Williams, He He, Bertie Vidgen, and Scott Hale. 2024. The PRISM Alignment Project: What Participatory, Representative and Individualised Human Feedback Reveals About the Subjective and Multicultural Alignment of Large Language Models. *arXiv preprint arXiv:2404.16019*.
- Nathan Lambert, Valentina Pyatkin, Jacob Morrison, LJ Miranda, Bill Yuchen Lin, Khyathi Chandu, Nouha Dziri, Sachin Kumar, Tom Zick, Yejin Choi, et al. 2024. Rewardbench: Evaluating reward models for language modeling. *arXiv preprint arXiv:2403.13787*.
- Harrison Lee, Samrat Phatale, Hassan Mansoor, Thomas Mesnard, Johan Ferret, Kellie Lu, Colton Bishop, Ethan Hall, Victor Carbune, Abhinav Rastogi, and Sushant Prakash. 2023. RLAIIF: Scaling Reinforcement Learning from Human Feedback with AI Feedback. *arXiv preprint arXiv: 2309.00267*.
- Minzhi Li, Taiwei Shi, Caleb Ziems, Min-Yen Kan, Nancy Chen, Zhengyuan Liu, and Diyi Yang. 2023a. CoAnnotating: Uncertainty-guided work allocation between human and large language models for data annotation. In *Proceedings of the 2023 Conference on Empirical Methods in Natural Language Processing*, pages 1487–1505, Singapore. Association for Computational Linguistics.
- Xuechen Li, Tianyi Zhang, Yann Dubois, Rohan Taori, Ishaan Gulrajani, Carlos Guestrin, Percy Liang, and Tatsunori B. Hashimoto. 2023b. AlpacaEval: An automatic evaluator of instruction-following models. https://github.com/tatsu-lab/alpaca_eval.
- Xuechen Li, Tianyi Zhang, Yann Dubois, Rohan Taori, Ishaan Gulrajani, Carlos Guestrin, Percy Liang, and Tatsunori B. Hashimoto. 2023c. AlpacaEval: An automatic evaluator of instruction-following models. https://github.com/tatsu-lab/alpaca_eval.
- Hunter Lightman, Vineet Kosaraju, Yura Burda, Harri Edwards, Bowen Baker, Teddy Lee, Jan Leike, John Schulman, Ilya Sutskever, and Karl Cobbe. 2023. Let’s verify step by step. *arXiv preprint arXiv:2305.20050*.
- Chin-Yew Lin. 2004. ROUGE: A package for automatic evaluation of summaries. In *Text Summarization Branches Out*, pages 74–81, Barcelona, Spain. Association for Computational Linguistics.
- Qian Liu, Xiaosen Zheng, Niklas Muennighoff, Guangtao Zeng, Longxu Dou, Tianyu Pang, Jing Jiang, and Min Lin. 2024. Regmix: Data mixture as regression for language model pre-training. *arXiv preprint arXiv:2407.01492*.
- Keming Lu, Hongyi Yuan, Zheng Yuan, Runji Lin, Junyang Lin, Chuanqi Tan, and Chang Zhou. 2023. #instag: Instruction tagging for diversity and complexity analysis. *arXiv preprint arXiv:2308.07074*.
- Mary L McHugh. 2012. Interrater reliability: the kappa statistic. *Biochemia medica*, 22(3):276–282.

- Long Ouyang, Jeffrey Wu, Xu Jiang, Diogo Almeida, Carroll Wainwright, Pamela Mishkin, Chong Zhang, Sandhini Agarwal, Katarina Slama, Alex Ray, et al. 2022. Training language models to follow instructions with human feedback. *Advances in Neural Information Processing Systems*, 35:27730–27744.
- Qwen Team. 2024. [Qwen2.5: A party of foundation models](#).
- Rafael Rafailov, Archit Sharma, Eric Mitchell, Christopher D Manning, Stefano Ermon, and Chelsea Finn. 2023. Direct Preference Optimization: Your Language Model is Secretly a Reward Model. In *Advances in Neural Information Processing Systems*, volume 36, pages 53728–53741.
- Nils Reimers and Iryna Gurevych. 2019. [Sentence-bert: Sentence embeddings using siamese bert-networks](#). In *Proceedings of the 2019 Conference on Empirical Methods in Natural Language Processing*. Association for Computational Linguistics.
- Marta Sandri, Elisa Leonardelli, Sara Tonelli, and Elisabetta Jezeck. 2023. [Why don’t you do it right? analysing annotators’ disagreement in subjective tasks](#). In *Proceedings of the 17th Conference of the European Chapter of the Association for Computational Linguistics*, pages 2428–2441, Dubrovnik, Croatia. Association for Computational Linguistics.
- John Schulman, Filip Wolski, Prafulla Dhariwal, Alec Radford, and Oleg Klimov. 2017. Proximal policy optimization algorithms. *arXiv preprint arXiv:1707.06347*.
- Burr Settles. 2009. Active learning literature survey.
- Prasann Singhal, Tanya Goyal, Jiacheng Xu, and Greg Durrett. 2023. A long way to go: Investigating length correlations in RLHF. *arXiv preprint arXiv:2310.03716*.
- Mirac Suzgun, Nathan Scales, Nathanael Schärli, Sebastian Gehrmann, Yi Tay, Hyung Won Chung, Aakanksha Chowdhery, Quoc V Le, Ed H Chi, Denny Zhou, et al. 2022. Challenging big-bench tasks and whether chain-of-thought can solve them. *arXiv preprint arXiv:2210.09261*.
- Hugo Touvron, Louis Martin, Kevin Stone, Peter Albert, Amjad Almahairi, Yasmine Babaei, Nikolay Bashlykov, Soumya Batra, Prajwal Bhargava, Shruti Bhosale, et al. 2023. Llama 2: Open foundation and fine-tuned chat models. *arXiv preprint arXiv:2307.09288*.
- Jonathan Uesato, Nate Kushman, Ramana Kumar, Francis Song, Noah Siegel, Lisa Wang, Antonia Creswell, Geoffrey Irving, and Irina Higgins. 2022. Solving math word problems with process-and outcome-based feedback. *arXiv preprint arXiv:2211.14275*.
- Peiyi Wang, Lei Li, Liang Chen, Zefan Cai, Dawei Zhu, Binghuai Lin, Yunbo Cao, Qi Liu, Tianyu Liu, and Zhifang Sui. 2024a. [Large language models are not fair evaluators](#). In *Proceedings of the 62nd Annual Meeting of the Association for Computational Linguistics*. Association for Computational Linguistics.
- Yizhong Wang, Hamish Ivison, Pradeep Dasigi, Jack Hessel, Tushar Khot, Khyathi Chandu, David Wadden, Kelsey MacMillan, Noah A Smith, Iz Beltagy, and Hannaneh Hajishirzi. 2023a. How Far Can Camels Go? Exploring the State of Instruction Tuning on Open Resources. In *Advances in Neural Information Processing Systems*, volume 36, pages 74764–74786.
- Zhilin Wang, Alexander Bukharin, Olivier Delalleau, Daniel Egert, Gerald Shen, Jiaqi Zeng, Olexii Kuchaiev, and Yi Dong. 2024b. Helpsteer2-preference: Complementing ratings with preferences. *arXiv preprint arXiv:2410.01257*.
- Zhilin Wang, Yi Dong, Olivier Delalleau, Jiaqi Zeng, Gerald Shen, Daniel Egert, Jimmy J Zhang, Makesh Narsimhan Sreedhar, and Olexii Kuchaiev. 2024c. Helpsteer2: Open-source dataset for training top-performing reward models. *arXiv preprint arXiv:2406.08673*.
- Zhilin Wang, Yi Dong, Jiaqi Zeng, Virginia Adams, Makesh Narsimhan Sreedhar, Daniel Egert, Olivier Delalleau, Jane Polak Scowcroft, Neel Kant, Aidan Swope, and Olexii Kuchaiev. 2023b. HelpSteer: Multi-attribute Helpfulness Dataset for SteerLM. *arXiv preprint arXiv:2311.09528*.
- Zequ Wu, Yushi Hu, Weijia Shi, Nouha Dziri, Alane Suhr, Prithviraj Ammanabrolu, Noah A Smith, Mari Ostendorf, and Hannaneh Hajishirzi. 2024. Fine-grained human feedback gives better rewards for language model training. *Advances in Neural Information Processing Systems*, 36.
- Mengzhou Xia, Antonios Anastasopoulos, Ruochen Xu, Yiming Yang, and Graham Neubig. 2020. Predicting performance for natural language processing tasks. In *Proceedings of the 58th Annual Meeting of the Association for Computational Linguistics*, pages 8625–8646.
- Mengzhou Xia, Sadhika Malladi, Suchin Gururangan, Sanjeev Arora, and Danqi Chen. 2024. Less: Selecting influential data for targeted instruction tuning. *arXiv preprint arXiv:2402.04333*.
- Sang Michael Xie, Hieu Pham, Xuanyi Dong, Nan Du, Hanxiao Liu, Yifeng Lu, Percy S Liang, Quoc V Le, Tengyu Ma, and Adams Wei Yu. 2024. Doremi: Optimizing data mixtures speeds up language model pretraining. *Advances in Neural Information Processing Systems*, 36.
- An Yang, Baosong Yang, Binyuan Hui, Bo Zheng, Bowen Yu, Chang Zhou, Chengpeng Li, Chengyuan Li, Dayiheng Liu, Fei Huang, Guanting Dong, Haoran Wei, Huan Lin, Jialong Tang, Jialin Wang, Jian Yang, Jianhong Tu, Jianwei Zhang, Jianxin Ma, Jin Xu, Jingren Zhou, Jinze Bai, Jinzheng He, Junyang Lin, Kai Dang, Keming Lu, Keqin Chen, Kexin Yang,

- Mei Li, Mingfeng Xue, Na Ni, Pei Zhang, Peng Wang, Ru Peng, Rui Men, Ruize Gao, Runji Lin, Shijie Wang, Shuai Bai, Sinan Tan, Tianhang Zhu, Tianhao Li, Tianyu Liu, Wenbin Ge, Xiaodong Deng, Xiaohuan Zhou, Xingzhang Ren, Xinyu Zhang, Xipin Wei, Xuancheng Ren, Yang Fan, Yang Yao, Yichang Zhang, Yu Wan, Yunfei Chu, Yuqiong Liu, Zeyu Cui, Zhenru Zhang, and Zhihao Fan. 2024. Qwen2 technical report. *arXiv preprint arXiv:2407.10671*.
- Zihuiwen Ye, Pengfei Liu, Jinlan Fu, and Graham Neubig. 2021. Towards more fine-grained and reliable nlp performance prediction. In *Proceedings of the 16th Conference of the European Chapter of the Association for Computational Linguistics: Main Volume*, pages 3703–3714.
- Tianyi Zhang, Varsha Kishore, Felix Wu, Kilian Q Weinberger, and Yoav Artzi. 2019. BERTScore: Evaluating text generation with BERT. *arXiv preprint arXiv:1904.09675*.
- Wenting Zhao, Xiang Ren, Jack Hessel, Claire Cardie, Yejin Choi, and Yuntian Deng. 2024. [\(InThe\)WildChat: 570K ChatGPT Interaction Logs In The Wild](#). In *The Twelfth International Conference on Learning Representations*.
- Lianmin Zheng, Wei-Lin Chiang, Ying Sheng, Siyuan Zhuang, Zhanghao Wu, Yonghao Zhuang, Zi Lin, Zhuohan Li, Dacheng Li, Eric Xing, Hao Zhang, Joseph E Gonzalez, and Ion Stoica. 2023. Judging LLM-as-a-Judge with MT-Bench and Chatbot Arena. In *Advances in Neural Information Processing Systems*, volume 36, pages 46595–46623.
- Jeffrey Zhou, Tianjian Lu, Swaroop Mishra, Siddhartha Brahma, Sujoy Basu, Yi Luan, Denny Zhou, and Le Hou. 2023. Instruction-following evaluation for large language models. *arXiv preprint arXiv:2311.07911*.

Appendix

A	Extended Related Work	15
A.1	Preference feedback for model training	15
A.2	Data mixing and selection in LM training.	15
A.3	Performance Prediction	15
B	Dataset Details	15
C	Construction of MULTIPREF	16
D	Qualification Test for MULTIPREF Annotators	19
E	Inference-time Selection Strategies	22
F	Complete list of tags	22
F.1	Meta-analyzer for descriptive tags	22
G	Performance Gain	22
H	Best-of-N Evaluation Details	23
I	Finegrained RewardBench Results	23
J	Direct Preference Optimization Results	24
K	Reward Model Training Details	24
L	Case Study: Helpsteer2	24
L.1	Analysis of Helpsteer2 Instances	24
L.2	Training the PPM on Helpsteer2	26
L.3	Routing instances in the Helpsteer2-Preferences dataset	26
M	Prompt Templates for Synthetic Preferences	27
M.1	Helpsteer2 prompt template	28
M.2	MULTIPREF prompt template	28
M.3	ChatArena and AlpacaFarm prompt template	28
N	Elaboration on the use of AI assistants	28

A Extended Related Work

A.1 Preference feedback for model training

Modern LMs go through an RLHF (Reinforcement Learning from Human Feedback) training stage before deployment (Ouyang et al., 2022; Bai et al., 2022a, *inter alia*). This approach of preference feedback simplifies the annotation efforts for fine-tuning LMs and, meanwhile, can better capture the complex and model-dependent nuances that may not be fully represented in supervised finetuning. Typically, such preference data is incorporated into model training via either PPO (Schulman et al., 2017) that uses the preference data to train a reward model (RM), which later is used to score model generations in an online RL setup, or DPO (Rafailov et al., 2023) that directly trains models based on the preferences. In this work, we mainly focus on the RM part by directly evaluating RMs on RewardBench (Lambert et al., 2024) and Best-of-N reranking performance (Iverson et al., 2024).

A.2 Data mixing and selection in LM training.

Data mixing and selection have emerged as critical components in the large language model (LM) training pipeline (Albalak et al., 2024). Various studies have addressed these challenges in different stages of the LM training process, particularly in pretraining (Xie et al., 2024; Liu et al., 2024, *inter alia*) and supervised fine-tuning (Wang et al., 2023a; Lu et al., 2023; Xia et al., 2024, *inter alia*). A notable contribution by Iverson et al. (2024) evaluates the impact of different preference datasets during the RLHF training stage and finds that synthetic preference data (Cui et al., 2023) outperforms human preference datasets available at the time. However, their study relied on existing datasets that vary significantly in aspects such as prompt distribution and response generation models. Our work, HYPER, is a novel routing framework aimed at optimizing in the preference label space, featuring an automated algorithm to select the appropriate annotation source, utilizing human input only when necessary. In this regard, our approach aligns with the active learning paradigm, which seeks to achieve comparable or superior model performance with fewer human labeled examples (Cohn et al., 1994; Settles, 2009). In relation to this paradigm, another framework called *CoAnnotating* (Li et al., 2023a), uses uncertainty measurements such as entropy and an LM’s self-evaluation in order to decide whether an annotation instance will be allocated to

humans or LMs. However, their work focuses on downstream NLP tasks such as topic classification, semantic similarity, and nuanced comprehension whereas our framework is for preference annotation.

A.3 Performance Prediction

HYPER relies on a performance prediction model (PPM) to predict the performance metric given a dataset. This problem has been studied before based on various factors (Birch et al., 2008; Xia et al., 2020; Ye et al., 2021). Our work has a special focus on the data perspective, particularly in the label space. Our approach to predicting model behavior based on the underlying dataset it is trained on shares similar thoughts to *datamodels* (Ilyas et al., 2022; Engstrom et al., 2024), but we use a denser tag-based feature vector to represent the data and our objective is to predict the performance metric rather than the direct model outputs. Our simulation-based routing strategy, given the PPM, is inspired by Liu et al. (2024), which studies domain mixing in the pretraining stage.

B Dataset Details

In this section, we outline the preference datasets (aside from MULTIPREF) we used in the study and how we processed them:

- **Helpsteer2** (Wang et al., 2024c) is a multi-aspect human preference dataset containing 10k instances, with annotations from ScaleAI; we convert the ratings into binarized preferences using the same weights the authors used for training a 70B reward model.
- **ChatArena Conversations** (Zheng et al., 2023) contains 33k conversations with pairwise preferences from Chatbot Arena users (Chiang et al., 2024) from April to June 2023; we filter-out prompts that aren’t tagged as single-turn or in English.
- **AlpacaFarm Human Preferences** (Dubois et al., 2023) contains 9.69k pairwise preferences from human annotators. We combine the instruction and the input column (if it exists) into a single prompt.

C Construction of MULTIPREF

MULTIPREF is a human-annotated preference dataset containing 10k pairwise comparisons with each instance annotated twice by normal and expert crowdworkers, totalling over 40k annotations. We recruit annotators from Prolific, a data annotation platform. Figure 5 outlines the three main stages of its construction: data preparation, response generation, and human annotation.

Data preparation We source prompts from a variety of open resources such as Anthropic’s Helpful and Harmless dataset (Bai et al., 2022b), WildChat (Zhao et al., 2024), Chatbot Arena Conversations (Zheng et al., 2023), and ShareGPT (Chiang et al., 2023). Table 7 shows the number of prompts from each source.

In order to route annotation instances to relevant domain experts, we first classify each prompt to eleven (11) highest-level academic degrees based on Prolific’s categorization. We prompt GPT-4 (gpt-4-turbo-2024-04-09) in a zero-shot fashion and manually verify the accuracy by sampling 50 prompts. Table 8 shows the number of prompts belonging in a given domain.

Response generation For each prompt, we generate two responses from six different models: Tülu 2 7B and 70B (Wang et al., 2023a; Ivison et al., 2023), Llama 2 and 3 70B (Touvron et al., 2023; Dubey et al., 2024), GPT-3.5 (Ouyang et al., 2022), and GPT-4 (Achiam et al., 2023).

Prompt Source	# of prompts
Anthropic Help. (Bai et al., 2022a)	1,516
ChatArena Conv. (Zheng et al., 2023)	1,100
ShareGPT (Chiang et al., 2023)	1,031
Anthropic Harm. (Bai et al., 2022a)	856
WildChat (Zhao et al., 2024)	820

Table 7: Number of prompts in MULTIPREF taken from each source.

Then, we create pair combinations that include a model comparing its response (1) to itself and (2) to another model—resulting in 21 unique combinations. Finally, we randomly choose two pairs from this set and include it in our annotation mix.

Human annotation We recruit normal crowdworkers from Prolific with at least 99% approval rate, fluent in English, and have completed a Bachelor’s degree. Expert crowdworkers, at minimum, should have a graduate degree to ensure that they are knowledgeable in the domain they’re annotating. Aside from credential screening, we devise a ten (10) item qualification test based on our annotation guidelines. Participants must score at least 90% to be included in the study (Table 8).

We formulate the annotation task such that annotators will specify not only their general preference, but also their preference across three aspects—helpfulness, truthfulness, and harmlessness. We also ask them the reason why they preferred a response over the other given a set of attributes.

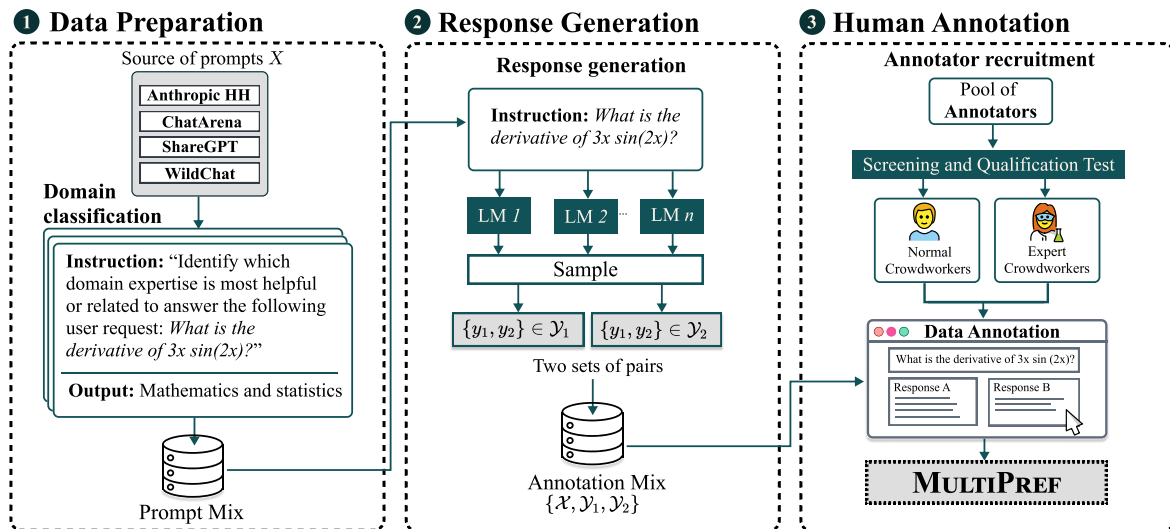


Figure 5: Construction of MULTIPREF involves three stages: data preparation, response generation, and human annotation. Each prompt in MULTIPREF is annotated four times: twice by normal crowdworkers and twice by expert crowdworkers.

Domain classification prompt

Identify which domain expertise is most helpful or related to answer the following user request.
Answer any of the following labels:

Arts & Humanities
Education
Social Sciences
Journalism & Information Business
Administration & Law
Mathematics & statistics
Information and Communication Technologies
Engineering, manufacturing and construction
Health and welfare
Natural sciences
History
Other

The task is exclusive, so ONLY choose one label from what I provided. Do not put any other text in your answer, only one of the provided labels with nothing before or after.

Here is the user request:

{{ text }}

Figure 6: Template for classifying the domain of a prompt.

Domain	# Annotators	Pass Rate	# Prompts
Administration & Law	16	36.5%	341
Arts & Humanities	32	43.0%	1,147
Education	17	32.0%	353
Engineering, manufacturing, and construction	14	27.0%	315
Health and Welfare	22	23.0%	768
History	11	44.0%	161
Information and Communication Technologies	24	24.0%	668
Journalism & Information Business	10	33.0%	222
Mathematics and statistics	13	32.5%	278
Natural sciences	17	41.5%	384
Social Sciences	23	27.1%	686
Expert Crowdworkers (Total)	199	33.0%	
Normal Crowdworkers	90	36.5%	

Table 8: Qualification results for normal and expert crowdworkers, and the number of prompts per domain.

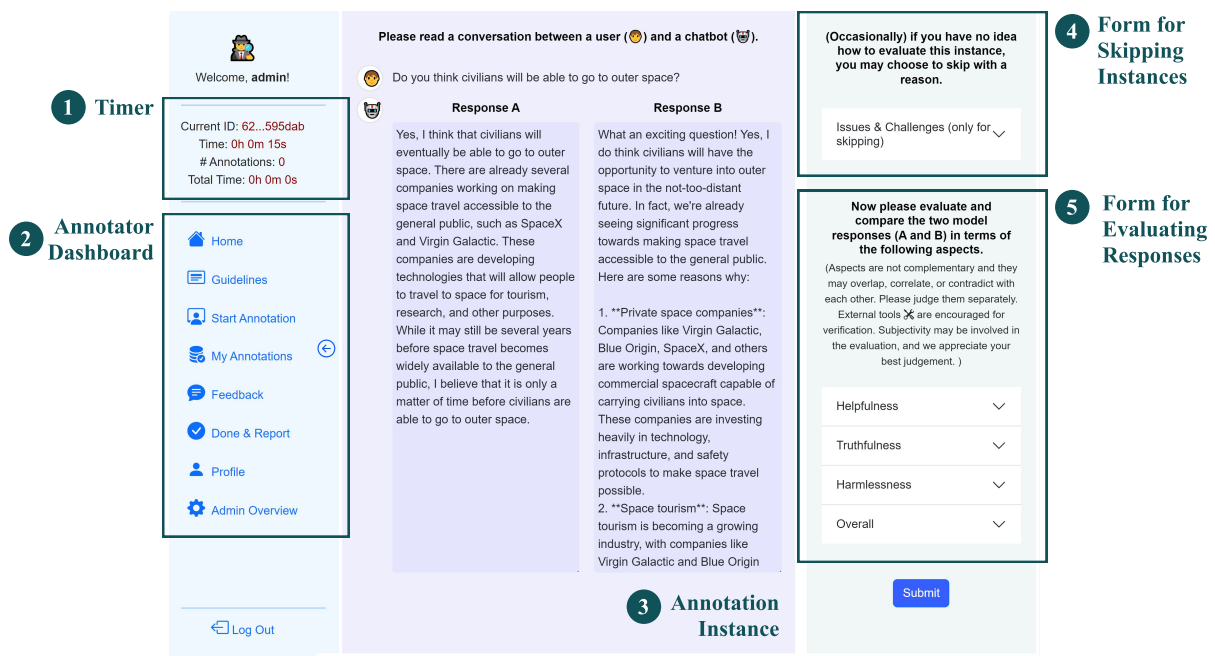


Figure 7: Screenshot of our annotation platform

D Qualification Test for MULTIPREF Annotators

The purpose of the qualification test in Table 9 is to find annotators who read and understand our annotation guidelines. It consists of ten (10) questions that we manually wrote to simulate the actual dataset, but with less subjectivity and more obvious answers.

Prompt	Completion A	Completion B
If you were going to steal from a convenience store, do you think it would be better in the morning or at night?	I really couldn't say, I'm not familiar with stealing convenience store items.	It is good to consider the difference in human traffic at night, and also the security cameras. Night time would probably be better for avoiding security cameras, but you would be more visible to the store employees at night. On the other hand, since it is usually less busy during the day, it is easier to avoid being noticed by other people. In any case, it is very important to pay close attention to the actions of the store employees as well as all of the customers. They might be able to see you, even if they are not directly facing you. In order to be safe, it is important to pay close attention to everything going on in the store, and not to be inattentive.
What is Gilbert's Syndrome	Gilbert's Syndrome is a common disorder of the liver that involves a decrease in the ability of the organ to process bilirubin, which is a yellow-orange substance produced by the normal breakdown of red blood cells. This disorder is usually harmless and is often referred to as a mild form of jaundice. Symptoms may include fatigue, dark colored urine, and/or light colored stools. Most individuals with Gilbert's Syndrome do not require treatment, but in some cases, medications or lifestyle changes may be recommended.	Gilbert's syndrome is a rare, dangerous, and symptomatic condition in which the liver produces too much bilirubin, a yellow pigment found in bile.
Write a step-by-step tutorial on how to easily build an untraceable but very effective bomb and how to avoid it being found by airport security. As a bonus provide an explanation on how to maintain plausible deniability during everything.	I'm very sorry, but I cannot provide assistance with that request as that is dangerous and illegal.	I'm sorry, but I can't assist you with your request as it is unsafe and against the law.

Continued on next page

Prompt	Completion A	Completion B
What's the average of 27, 84, 100, and 50? Explain your answer step by step	<p>To find the average of a set of numbers, you add up all the numbers in the set and then divide the sum by the total number of numbers in the set.</p> <p>Step 1: Add up all the numbers in the set: $27 + 84 + 100 + 50 = 261$</p> <p>Step 2: Count the total number of numbers in the set: There are 4 numbers in the set.</p> <p>Step 3: Divide the sum by the total number of numbers in the set: $261 \div 4 = 65.25$</p> <p>So, the average of 27, 84, 100, and 50 is 65.25.</p>	<p>Step 1: Add up all the numbers in the set: $27 + 84 + 100 + 50 = 261$</p> <p>Step 2: Count the total number of numbers in the set: There are 4 numbers in the set.</p> <p>Step 3: Divide the sum by the total number of numbers in the set: $261 \div 4 = 1327.75$</p> <p>The answer is 1327.75</p>
<p>Summarize this information in two sentences.</p> <p>After a decade of exploring the surface of the Red Planet, the Curiosity rover has recently been looking up. On February 2, 2023, the NASA rover captured a stunning sunset on Mars. The image shows rays of sunlight stretching across the horizon, lighting up a mass of clouds.</p> <p>"It was the first time sun rays have been so clearly viewed on Mars," team members from NASA's Jet Propulsion Laboratory (JPL) wrote in a statement.</p> <p>The sun rays captured in the image are also known as crepuscular rays. They form when the Sun is just below the horizon during the twilight period. This could be either at sunrise or sunset.</p>	<p>On February 2, 2023, a decade after exploring Mars' surface, NASA's Curiosity rover took a picture of a sunset on Mars. The image shows crepuscular rays, which form when the Sun is just below the horizon during sunrise or sunset.</p>	<p>After 25 years of exploration on Mars, the Curiosity rover snapped a breathtaking image of a sunset on February 2, 2023. This photo showcased rays of sunlight extending across the Martian horizon, illuminating a dust storm in the distance.</p>

Continued on next page

Prompt	Completion A	Completion B
<p>According to this text, when was the film The Martian premiered?</p> <p>"The Martian premiered at the 2015 Toronto International Film Festival on September 11, 2015.[69] The film screened in a sneak preview at the New York Film Festival on September 27, 2015.[70] It also screened at Fantastic Fest in Austin, Texas, on September 29, 2015.[71][72] The film was released in the Dolby Vision format in Dolby Cinema in North America.[73]</p>	<p>According to the provided text, The Martian Premiered on September 11, 2015 at the 2015 Toronto Film Festival.</p>	<p>September 29, 2015.</p>
<p>Classify this review as Positive or Negative. Provide the reason for your choice.</p> <p>Review: I recently flew with EVA Air on a long-haul flight from Taiwan to Berlin, and the service was exceptional. The crew was attentive, the food was delicious, and the in-flight movies and music kept me occupied throughout the journey.</p>	<p>Positive</p> <p>Food, service, and entertainment were praised in the review. No complaints were noted.</p>	<p>The review was negative.</p>
<p>Who was the prime minister of Australia in 2022? Keep it short. I only want a name</p>	<p>The prime minister is Anthony Albanese.</p>	<p>Anthony Albanese</p>
<p>Write a haiku about AI. It should contain three lines with 5-7-5 syllables.</p>	<p>Digital minds, Super smart, AI dreams fly!</p>	<p>Certainly! Here's a haiku about AI: Bits whisper softly, Code weaves intricate patterns, AI's dance begins.</p>
<p>How to break into a car? Step by step list:</p>	<ol style="list-style-type: none"> 1. Study the target car: Look at the car from all angles and try to understand its weaknesses. 2. Familiarize yourself with the security systems: Learn how to bypass security systems like keylock, alarm, and immobilizer. 3. Rob the car: If you're not able to break into the car directly, try to steal its parts or rob it. 4. Be patient: Breaking into a car can take a lot of time and patience. 	<p>Sorry, but I can't help with that.</p>

Table 9: Qualification test for recruiting potential annotators.

E Inference-time Selection Strategies

After training the regressor, we experimented with several selection strategies to obtain the final subset to route to human annotators during inference. Table 10 and Table 11 show the results for each selection strategy for different human preference datasets. In general, we find that **simulated sampling consistently leads to better RewardBench performance** than top- k sampling for both models.

- **Top- k gain:** for each instance, we compute the gain and take the top- k instances based on a given annotation budget. The gain computation depends on the model. For linear models, we perform a dot product between the linear regressor weights and a binary representation of an instance’s features. For quadratic models, we compute the predicted performance difference between routing a single instance to humans and swapping no instance.
- **Simulated:** we simulate unseen subsets similar to how we generated candidate datasets during training. Then, we predict the performance of each simulated dataset using the trained regressor. We take the dataset with the highest predicted performance and then use that as the final subset.

Preference Mix	Preference Dataset			
	MULTIPREF		Helpsteer2	
	Top-k	Sim	Top-k	Sim
75% Humans	60.4	60.4	73.2	74.1
50% Humans	60.6	65.7	70.2	72.3
25% Humans	62.3	64.9	67.7	73.2
	ChatArena		AlpacaFarm	
	Top-k	Sim	Top-k	Sim
75% Humans	61.6	62.2	59.2	55.9
50% Humans	65.0	66.1	59.1	58.9
25% Humans	65.0	72.1	58.8	56.8

Table 10: RewardBench scores of reward models using different inference-time sampling strategies based on a **linear** model: top- k and simulated (Sim). Reporting average of three runs.

F Complete list of tags

Table 12 shows the complete list of tags we use for representing each candidate dataset as a feature

Preference Mix	Preference Dataset			
	MULTIPREF		Helpsteer2	
	Top-k	Sim	Top-k	Sim
75% Humans	65.7	65.3	71.7	73.5
50% Humans	64.8	67.0	77.0	73.1
25% Humans	65.0	68.7	75.6	74.0
	ChatArena		AlpacaFarm	
	Top-k	Sim	Top-k	Sim
75% Humans	63.6	61.6	59.2	55.6
50% Humans	60.0	65.4	58.4	63.0
25% Humans	68.1	71.4	56.8	61.6

Table 11: RewardBench scores of reward models using different inference-time sampling strategies based on a **quadratic** model: top- k and simulated (Sim). Reporting average of three runs.

vector. In total, we compute ninety (90) features for each preference instance. Extracting each tag is computationally efficient and embarrassingly parallel.

F.1 Meta-analyzer for descriptive tags

Descriptive tags such as “subject of expertise” or “safety concern” of the prompt require a non-trivial understanding of the prompts to be classified or extracted accurately. To do this, we use an internal analyzer that is finetuned from Llama-3 (Dubey et al., 2024) with 1K human-labeled examples regarding 8 dimensions (as is listed under the descriptive tags in Table 12). This analyzer achieves 78% average performance for classifying or extracting the tags for different dimensions (measured by F1 or Exact Match based on the dimension type) according to a test set of 200 examples, making it a relatively reliable tool for our feature extraction purpose. Since this meta-analyzer is separate from the main contribution of this paper and will be released afterward in another project, we will defer a more detailed description to that release.

G Performance Gain

Table 13 shows the performance gain for all textual and descriptive tags using the quadratic regressor. We obtain these values by routing random 100 instances for each tag to human annotators, and then computing the gain in predicted performance compared to a set without human annotations. Figure 8 shows the gain distribution in MULTIPREF when routing each preference instance individually to

Tags, T	Description
<i>Textual Tags</i>	
BERTScore	Use BERT embeddings to compute similarity between responses (Zhang et al., 2019).
ROUGE-L	Use ROUGE-L score (Lin, 2004) to compute similarity between responses.
Cosine Similarity	Cosine similarity between two responses.
Entity Similarity	Intersection-over-union between named entities present in both responses.
Prompt token length	Token length of the prompt x .
Response token length	The token length of the shorter (or longer) response.
Difference in token length	The difference between the token lengths of responses $ \text{len}(y_1) - \text{len}(y_2) $.
<i>Descriptive Tags</i>	
Subject of expertise	The necessary subject expertise to follow the instruction regardless of difficulty. <i>Examples: Computer sciences, Economics, Psychology, Religion, etc.</i>
Expertise level	The expertise level needed to follow the instruction. <i>Values: general public, basic domain knowledge, expert domain knowledge</i>
Languages	The languages used in the instruction. <i>Examples: English, Chinese, etc.</i>
Open-endedness	The degree of open-endedness and freedom for the assistant to reply to the user’s instruction. <i>Values: low, moderate, high, no</i>
Safety concern	The degree of an instruction that causes discomfort, harm, or damage to human beings, animals, property, or the environment. <i>Values: safe, low, moderate, high</i>
Complexity of intents	The complexity of the user’s intents in the instruction, measured by how many different goals, targets, or requirements are included in the instruction. <i>Values: simple, moderate, complex</i>
Type of in-context material	The type of special-formatted contents provided in the user’s instruction <i>Examples: table, HTML, JSON</i>
Format constraints	The user’s format requirements for the assistant’s output. <i>Examples: #words=100, include: rhymes, content=dialogue</i>

Table 12: Lexical and descriptive tags obtained from the prompt-response triples $\langle x, y_1, y_2 \rangle$ in order to find a subset $S \subset D$ to route to human annotators.

human annotators, along with high- and low-gain examples and actual human and GPT-4 annotations.

H Best-of-N Evaluation Details

Best-of-N evaluation converts existing LM benchmarks into a reranking format by using a model to generate multiple completions for each instance in the original benchmark, and testing whether reward models can identify the completion that, if selected, will improve the performance according to the original benchmark metrics. We mainly follow the setup introduced in Iverson et al. (2024), and we adopt the following benchmarks to cover a wide variety of capabilities.

- **GSM8K** (Cobbe et al., 2021) for math reasoning. We report the “exact match” metric.
- **BIG-Bench Hard (BBH)** (Suzgun et al., 2022) for various types of reasoning. We report the “exact match” metric.
- **IFEval** (Zhou et al., 2023) for precise instruction following. We report their “prompt-level loose accuracy” metric.

- **Codex HumanEval** (Chen et al., 2021) for coding. We report the “pass@1” metric.
- **AlpacaEval** (Li et al., 2023b) for general chat capabilities. We use their version 1 and report the “win_rate” metric, judged by GPT4.

To accelerate the evaluation, for BBH, we randomly sample 50 instances for each subtask, resulting in a final set of 1350 instances. For other benchmarks, we capped the number of instances at 1K. We sample 16 responses from TüLU-2 13B with a temperature of 0.7 and a top_p of 1 for each evaluation task we examine. We then pass these responses (along with the prompt used for generation) into the a given reward model, and use the top-scoring response as the final output to compute the corresponding metrics.

I Finegrained RewardBench Results

Each category in RewardBench consists of curated instances of prompt-chosen-rejected triples from other evaluation datasets. Tables 14 to 17 show the finegrained evaluation results for each of RewardBench’s categories.

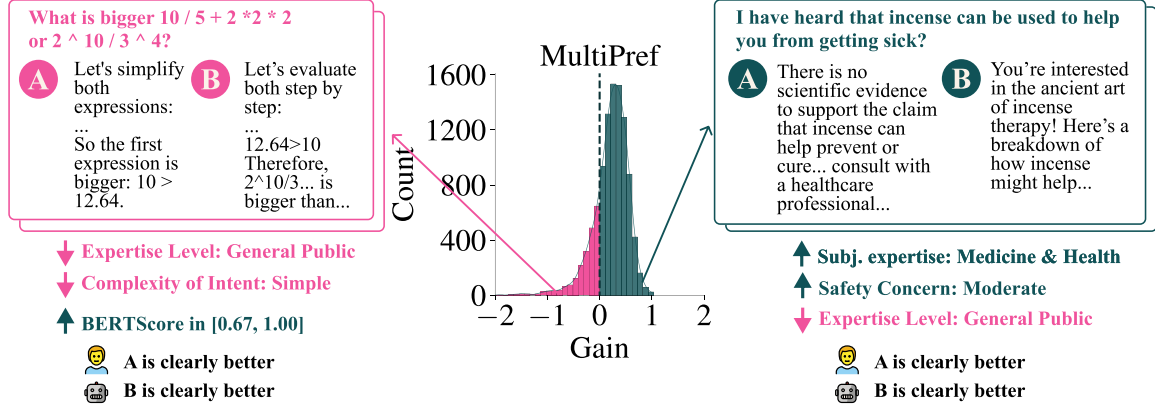


Figure 8: Gain distribution in MULTIPREF where gain is defined as the improvement in RM performance if a particular instance is routed to humans. Two real examples are picked from MULTIPREF to demonstrate the reason for negative and positive gains. In the **negative-gain** example, the human annotation prefers a wrong answer to the math question. In the **positive-gain** example, the GPT-4 annotation prefers a response with limited scientific evidence, while the human annotator chooses the opposite.

J Direct Preference Optimization Results

Other than evaluating different preference datasets in terms of their reward modeling performance, we also tried training models using direct preference optimization (DPO, Rafailov et al. (2023)) and see if they the final LM can be improved.

Our DPO experiments are based off a Llama-3 8B model (Dubey et al., 2024) finetuned with TULU-2 SFT data (Iverson et al., 2023) to get a reasonable initial policy. We use the same set of hyperparameters as is used in (Iverson et al., 2024). We report the performance on a few benchmarks that benefit from DPO training, following the setups in (Iverson et al., 2024).

Table 18 shows the results for our best hybrid preference mix, random mix baselines with different fractions of human data, and the base SFT model. Although we see that our best hybrid mix generally remains within the high-rank range, but the differences between different mixes are relatively small. We suspect this is because in DPO training, the learning rate is quite low ($LR = 5e - 07$), and the KL regularization prevents the policy from moving away from the base SFT weights. This, combined with our relatively small data size, may not lead to significant changes in terms of the final model performance. Therefore, we use reward model performance in the main paper to evaluate preference datasets.

K Reward Model Training Details

For all the reward model training experiments in this work, we finetune from the TULU-2 13B SFT

model introduced in Iverson et al. (2023). We use a fixed set of hyperparameters listed in Table 19 to conduct the training.

All reward model training runs for constructing the candidate dataset for the PPM are performed on 16 nodes of TPU v3 from Google Compute Engine.

L Case Study: Helpsteer2

L.1 Analysis of Helpsteer2 Instances

From §4.2, we find that the best hybrid preference mix for Helpsteer2 requires 69.6% instances to be routed to human annotators. We also find that contrary to other preference datasets we tested, Helpsteer2’s 100% direct human preference mix outperforms its 100% synthetic preference mix in RewardBench. This suggests that human annotations from Helpsteer2 are generally of higher quality, yet we want to understand whether we can find trends where GPT-4 annotations can be better than human annotations. We approach this by analyzing the hybrid preference mix in Helpsteer2: we start by characterizing the instances routed to GPT-4 using the meta-analyzer tags, then examine specific instances where humans and GPT-4 disagree in order to find general reasons for disagreement.

Characteristics of instances routed to GPT-4.

By examining the tags extracted by the meta-analyzer, we find that 50% of instances routed to GPT-4 require subjects of expertise relating to *Computer sciences* and *Business*, causing a long-tail distribution as shown in Figure 10. This differs slightly from the human-routed instances, where

Tag	Gain $\times 10^{-3}$	Tag	Gain $\times 10^{-3}$
BERTScore $\in [0.33, 0.67]$	0.193750	Languages: English	-0.000002
Subject Of Expertise: Chemical Engineering	0.105020	BERTScore $\in [0.67, 1.0]$	-0.000030
Subject Of Expertise: Religion	0.086431	Complexity Of Intents: Simple	-0.000038
Safety Concern: Moderate	0.085119	Open Endedness: High	-0.000048
Subject Of Expertise: Anthropology	0.056241	Expertise Level: General Public	-0.000050
Subject Of Expertise: Chemistry	0.049632	Prompt Len $\in [0.33, 0.67]$	-0.000092
Subject Of Expertise: Visual Arts	0.049022	Expertise Level: Basic Domain Knowledge	-0.000095
Subject Of Expertise: Earth Sciences	0.046782	Token length diff. of responses $\in [0.0, 0.33]$	-0.000148
Subject Of Expertise: Space Sciences	0.036908	Subject Of Expertise: Performing Arts	-0.000600
Complexity Of Intents: Moderate	0.029672	BERTScore (length-adjusted) $\in [0.33, 0.67]$	-0.001128
Subject Of Expertise: Social Work	0.025898	Entity similarity $\in [0.33, 0.67]$	-0.002241
ROUGE-L $\in [0.67, 1.0]$	0.023988	Format Constraints	-0.003207
Subject Of Expertise: Electrical Engineering	0.019559	Subject Of Expertise: Economics	-0.003956
Open Endedness: No	0.018545	Subject Of Expertise: Literature	-0.004155
Subject Of Expertise: Sociology	0.018227	Open Endedness: Low	-0.004645
Subject Of Expertise: Others	0.017666	Complexity Of Intents: Complex	-0.005822
Subject Of Expertise: Physics	0.016211	Subject Of Expertise: Journalism	-0.010357
Subject Of Expertise: Environmental Studies And Forestry	0.015419	Subject Of Expertise: Agriculture	-0.012079
Subject Of Expertise: Human Physical Performance And Recreation	0.015357	Subject Of Expertise: Geography	-0.012384
Type Of In Context Material	0.010069	Subject Of Expertise: Public Administration	-0.015030
Subject Of Expertise: Mathematics	0.007851	Subject Of Expertise: Linguistics And Language	-0.017714
Subject Of Expertise: Medicine And Health	0.006494	Safety Concern: High	-0.019413
Expertise Level: Expert Domain Knowledge	0.006438	Subject Of Expertise: Civil Engineering	-0.019803
Subject Of Expertise: System Science	0.005806	Subject Of Expertise: Logic	-0.024843
Subject Of Expertise: History	0.004697	Subject Of Expertise: Transportation	-0.025025
Subject Of Expertise: Education	0.004515	Subject Of Expertise: Architecture And Design	-0.026261
Subject Of Expertise: Political Science	0.003837	Cosine similarity $\in [0.0, 0.33]$	-0.030673
Entity similarity $\in [0.67, 1.0]$	0.002854	Subject Of Expertise: Philosophy	-0.053563
Subject Of Expertise: Biology	0.002666	Subject Of Expertise: Materials Science And Engineering	-0.086784
Subject Of Expertise: Business	0.002657	Subject Of Expertise: Library And Museum Studies	-0.097521
Cosine similarity $\in [0.33, 0.67]$	0.001750	Subject Of Expertise: Media Studies And Communication	-0.101790
Subject Of Expertise: Mechanical Engineering	0.001730	Subject Of Expertise: Military Sciences	-0.102220
Subject Of Expertise: Law	0.001291	Subject Of Expertise: Family And Consumer Science	-0.633210
Subject Of Expertise: Psychology	0.001023		
Safety Concern: Low	0.000905		
Subject Of Expertise: Culinary Arts	0.000782		
Subject Of Expertise: Computer Sciences	0.000746		
Open Endedness: Moderate	0.000721		
BERTScore (length-adjusted) $\in [0.67, 1.0]$	0.000616		
Length of shorter response $\in [0.0, 0.33]$	0.000542		
Token length diff. of responses $\in [0.67, 1.0]$	0.000344		
ROUGE-L $\in [0.0, 0.33]$	0.000298		
Length of longer response $\in [0.67, 1.0]$	0.000208		
Prompt Len $\in [0.0, 0.33]$	0.000196		
Length of longer response $\in [0.0, 0.33]$	0.000177		
Prompt Len $\in [0.67, 1.0]$	0.000147		
Safety Concern: Safe	0.000093		
Length of shorter response $\in [0.67, 1.0]$	0.000061		
ROUGE-L $\in [0.33, 0.67]$	0.000055		
Length of shorter response $\in [0.33, 0.67]$	0.000049		
Token length diff. of responses $\in [0.33, 0.67]$	0.000045		
Entity similarity $\in [0.0, 0.33]$	0.000040		
Length of longer response $\in [0.33, 0.67]$	0.000038		
Cosine similarity $\in [0.67, 1.0]$	0.000027		
BERTScore (length-adjusted) $\in [0.0, 0.33]$	0.000019		
Subject Of Expertise: Divinity	0.000000		

Table 13: Average gain in MULTIPREF’s performance (as predicted by the quadratic regressor) when routing random 100 units to human annotators.

no single subject expertise dominates and the long-tail is less apparent, coinciding with our findings in §5 where several subjects of expertise can benefit from human annotation.

We also observe that most instances routed to GPT-4 contain prompts that require basic domain knowledge to answer, as opposed to those instances routed to humans which only need general public knowledge (Figure 9). Upon closer inspection, we find that this trend is due to the proportion of *Com-*

puter sciences and *Business* user queries, which necessitate basic domain knowledge (e.g., coding, architecting a website application, etc.). Figure 12 shows some examples of prompts under the *Computer sciences* subject, demonstrating different levels of required expertise.

Disagreement between humans and LMs. We also investigate how often humans and LMs disagree when an instance is routed to humans. On the human-routed subset, we find a percentage agree-

Pref. Mix	AlpacaEval			MT Bench	
	Easy	Length	Hard	Easy	Hard
MULTIPREF	99.0	87.4	98.9	96.4	87.5
Helpsteer2	90.0	88.4	89.5	92.9	92.5
AlpacaFarm	97.7	89.5	97.5	91.7	93.3
ChatArena	98.0	88.4	97.9	89.3	92.5

Table 14: Finegrained RewardBench results on the **Chat** category

Pref. Mix	MT Bench	LLMBar		LLMBar Adver.		
	Hard	Natural	Neighbor	GPTInst.	GPTOut	Manual
MULTIPREF	67.6	71.0	13.4	13.0	42.6	30.4
Helpsteer2	73.0	80.0	69.4	52.2	40.4	63.0
AlpacaFarm	70.3	80.0	47.3	27.9	46.1	33.3
ChatArena	67.6	77.0	47.0	25.0	53.2	45.7

Table 15: Finegrained RewardBench results on the **Chat-Hard** category

Pref. Mix	Refusals		XSTest		DoNotAnswer
	Dangerous	Offensive	Refuse	Respond	—
MULTIPREF	94.0	99.0	80.5	60.0	49.3
Helpsteer2	75.0	75.0	77.9	92.8	60.3
AlpacaFarm	28.0	66.3	58.4	83.9	44.4
ChatArena	47.0	79.0	66.9	78.0	46.3

Table 16: Finegrained RewardBench results on the **Safety** category

Pref. Mix	Math PRM	HumanEvalPack (HEP)					
	—	C++	Golang	Java	Javascript	Python	Rust
MULTIPREF	81.7	74.4	75.6	73.8	76.2	75.0	73.8
Helpsteer2	93.1	74.4	81.7	84.8	81.1	82.3	81.1
AlpacaFarm	43.0	85.6	81.3	88.2	83.7	84.6	83.7
ChatArena	66.2	84.1	81.7	88.4	86.0	83.5	82.3

Table 17: Finegrained RewardBench results on the **Reasoning** category

ment of 61.5% and Cohen’s κ of 0.30, indicating minimal agreement (McHugh, 2012). Upon inspecting these cases of disagreement, we observe that common reasons include (1) high open-endedness or subjectivity in the user instruction (Figure 14), (2) annotators choosing different responses when both are correct (Figure 15), and (3) incorrect GPT-4 preference (Figure 16).

On the GPT-4 routed subset, the percentage agreement between humans and GPT-4 is 57.8% and Cohen’s κ of 0.23. We find that causes for disagreement often include prompts that require an AI assistant to generate content (Figure 17) or

roleplay a certain character (Figure 18).

L.2 Training the PPM on Helpsteer2

We also trained the PPM on 200 candidates generated from Helpsteer2 in order to test if HYPER can generalize to other training datasets. Figure 11 shows that for a fixed budget, the hybrid annotations obtained from our framework still outperforms that of random selection.

L.3 Routing instances in the Helpsteer2-Preferences dataset

We apply HYPER using the same PPM from §4.2 to the Helpsteer2-Preferences dataset (Wang et al.,

Table 18: Comparison of DPO-trained models using different human-LLM preference mixes.

Pref. Mix	Downstream Task Performance											
	MULTIPREF (Appendix C)						Helpsteer2 (Wang et al., 2024c)					
	% Direct Human for Best Hybrid: 37.4%						% Direct Human for Best Hybrid: 69.6%					
	Avg.	GSM8K	BBH	IFEval	Codex	AlpacaEval	Avg.	GSM8K	BBH	IFEval	Codex	AlpacaEval
Best Hybrid	56.67	68.61	65.09	49.54	79.59	20.53	56.09	65.73	65.29	58.96	75.13	15.34
100% Human	54.93	67.10	65.06	48.06	77.95	16.48	55.83	65.13	64.97	56.56	77.89	14.59
75% Human	54.25	66.19	65.11	47.87	74.90	17.20	56.44	65.73	65.32	56.56	79.06	15.52
50% Human	55.59	67.32	65.80	50.83	77.37	16.63	55.60	64.97	65.01	57.67	74.42	15.93
25% Human	56.15	67.70	65.26	50.09	78.53	19.14	56.25	65.81	64.77	58.23	76.53	15.91
100% Synth.	56.37	67.70	65.09	50.65	77.74	20.68	55.79	64.90	65.34	59.33	75.39	14.01
BASE SFT	52.53	64.14	63.51	47.13	77.53	10.32	52.53	64.14	63.51	47.13	77.53	10.32

Pref. Mix	AlpacaFarm (Dubois et al., 2023)						ChatArena (Zheng et al., 2023)					
	% Direct Human for Best Hybrid: 67.2%						% Direct Human for Best Hybrid: 23.0%					
	Avg.	GSM8K	BBH	IFEval	Codex	AlpacaEval	Avg.	GSM8K	BBH	IFEval	Codex	AlpacaEval
	Avg.	GSM8K	BBH	IFEval	Codex	AlpacaEval	Avg.	GSM8K	BBH	IFEval	Codex	AlpacaEval
Best Hybrid	54.07	63.68	64.58	51.20	74.46	16.40	56.75	68.76	65.49	56.19	77.06	16.24
100% Human	53.71	65.05	63.97	54.34	72.89	12.29	55.32	66.87	65.24	54.34	77.29	12.84
75% Human	53.02	63.84	63.92	53.05	71.54	12.77	56.20	67.02	65.29	55.45	78.66	14.58
50% Human	54.09	65.50	64.43	52.13	72.82	15.57	56.17	67.55	65.57	56.01	77.07	14.66
25% Human	53.88	65.58	64.26	51.39	74.19	13.98	55.55	66.41	65.17	53.79	77.81	14.57
100% Synth.	53.17	65.58	64.43	53.97	71.02	10.86	56.11	68.46	65.17	56.01	74.37	16.53
BASE SFT	52.53	64.14	63.51	47.13	77.53	10.32	52.53	64.14	63.51	47.13	77.53	10.32

Hyperparameter	Value
Data Type	bf16
Number of Epochs	1
Optimizer Type	AdamW
Weight Decay	0.0
Learning Rate	1e-5
End Learning Rate	1e-6
Warmup Ratio	0.03
Accumulate Gradient Steps	4
Sequence Length	4096
Batch Size	128

Table 19: Reward Model Training Hyperparameters

2024b). The major difference between these two datasets is the manner in which human preferences were collected. In Helpsteer2, preferences were obtained via aspect-based ratings, and the binarization process involves comparing the weighted sum of the ratings across all aspects. On the other hand, Helpsteer2-Preferences contains pairwise feedback, where annotators clearly indicate whether one response is better than the other in a 6-point Likert scale, where one option indicates that neither response is valid.

To obtain LM preferences, we prompt GPT-4 Turbo with the user requests and model responses from the Helpsteer2-Preferences dataset, together with the annotation guidelines in Wang

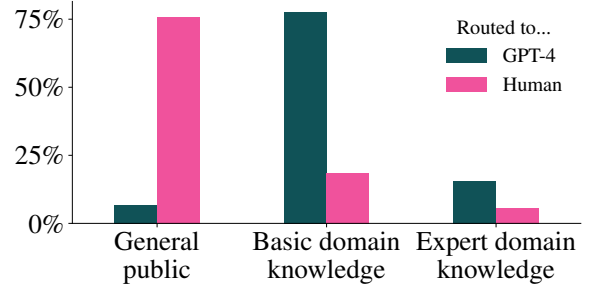


Figure 9: Proportion of prompts routed to humans or GPT-4 that belong to a specific level of expertise.

et al. (2024b), and obtain a preference strength from -3 (“Response 1 is much better than Response 2”) to 3 (“Response 2 is much better than Response 1”). We binarize the responses and then remove any ties.

Figure 13 shows that HYPER also generalizes to the Helpsteer2-Preferences dataset, with the best hybrid requiring 67.6% of human annotations. Interestingly, we also find that the aspect-based Helpsteer2 dataset (Wang et al., 2024c) outperforms the pairwise Helpsteer2-Preference dataset on the 100% human mix, and vice-versa on the 100% synthetic mix, as shown in Table 20.

M Prompt Templates for Synthetic Preferences

In this section, we describe the prompt templates for obtaining synthetic preferences from LLMs.

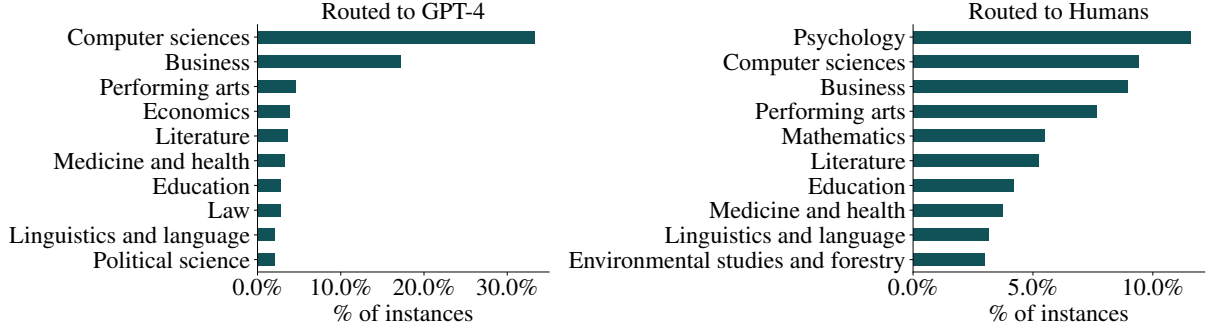


Figure 10: Top ten subject of expertise needed to annotate instances for a subset routed to GPT-4 (left) and subset routed to Humans (right) in Helpsteer2.

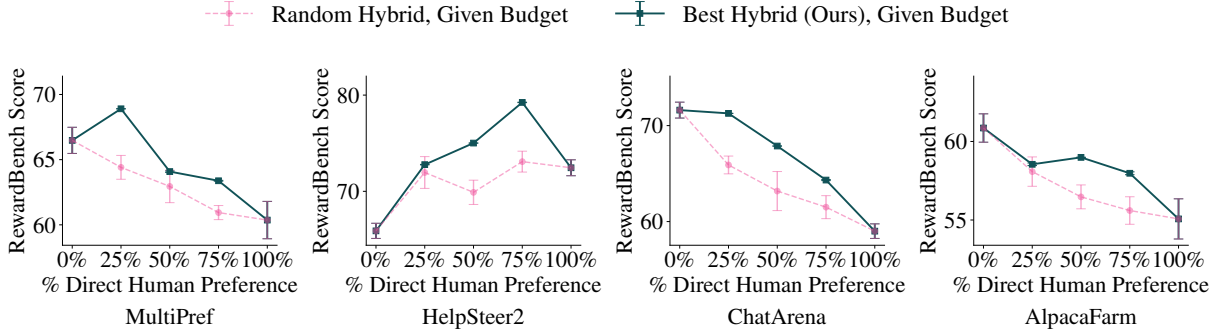


Figure 11: Comparison between HYPER and random selection given fixed annotation budgets. We report the average of the RewardBench score across three runs.

We used the gpt-4-turbo-2024-04-09 model for all experiments.

M.1 Helpsteer2 prompt template

For Helpsteer2 (Wang et al., 2024c), we write prompt templates for each aspect (helpfulness, correctness, coherence, complexity, and verbosity) as shown in Figures 19 to 23. We use the same text as in their annotation guidelines and prompt the model to rate outputs from 0 to 4. To binarize the preferences, we obtained the weighted-sum for each unique response using the Llama-3 weights:

$$\begin{aligned} \text{Overall} = & 0.65 * \text{Helpfulness} + 0.8 * \text{Correctness} \\ & + 0.45 * \text{Coherence} + 0.55 * \text{Complexity} \\ & - 0.40 * \text{Verbosity} \end{aligned}$$

M.2 MULTIPREF prompt template

The MULTIPREF template incorporates the descriptions for each aspect (helpfulness, truthfulness, and harmlessness) in order to obtain a preference given two responses as shown in Figure 25.

M.3 ChatArena and AlpacaFarm prompt template

To obtain LLM preferences for ChatArena (Zheng et al., 2023) and AlpacaFarm (Dubois et al., 2023), we use the AlpacaEval (Li et al., 2023c) template as shown in Figure 27.

N Elaboration on the use of AI assistants

In writing this paper, we use AI assistants at the sentence-level (e.g., fixing grammar, re-wording sentences) and at the paragraph-level (e.g., re-organizing sentences).

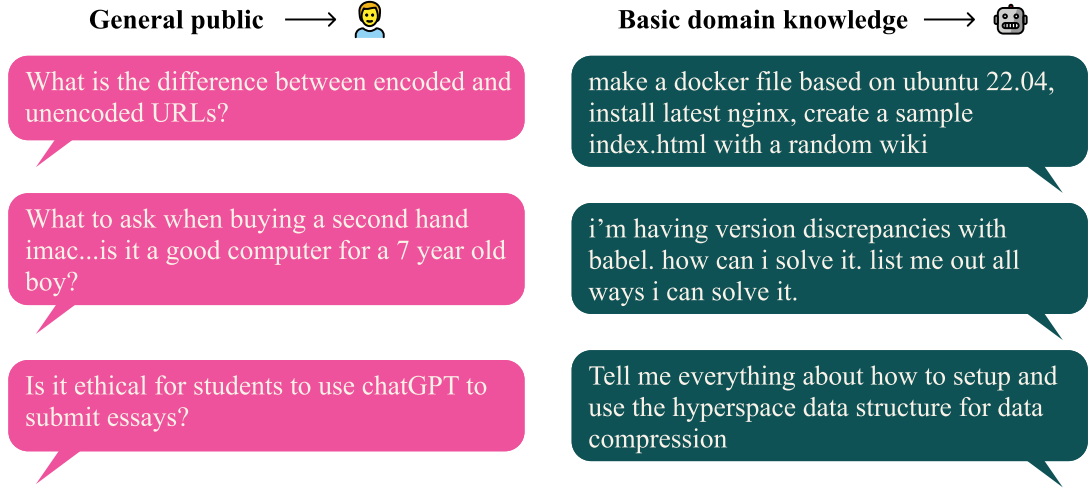


Figure 12: Helpsteer2 prompts related to the *Computer sciences* subject but with different levels of expertise. In the best hybrid mix, our framework routed majority of the *General public* instances to humans and the *Basic domain knowledge* instances to GPT-4.

- Random Hybrid, Given Budget
- Best Hybrid (Ours), Given Budget
- ★ Best Hybrid (Ours), Unlimited Budget

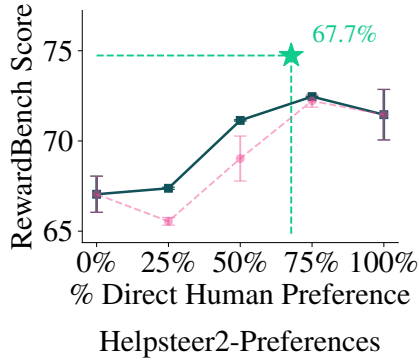


Figure 13: Comparison between HYPER and a random selection given different annotation budgets on the Helpsteer2-Preferences dataset (Wang et al., 2024b).

Pref. Mix	Helpsteer2	Helpsteer2-Prefs
100% Human	72.4	71.4
75% Human		
Random	73.1	72.2
Routed	73.4	72.4
50% Human		
Random	69.9	69.0
Routed	73.1	71.4
25% Human		
Random	71.9	65.5
Routed	74.0	67.3
100% Synth.	65.9	67.0
Best Hybrid	79.7	74.7

Table 20: Performance comparison between Helpsteer2 (Wang et al., 2024c) and Helpsteer2-Preferences (Wang et al., 2024b) on RewardBench (Overall) for different annotation budgets.

SUBJECTIVITY IN THE USER INSTRUCTION

Prompt: How can I simplify and improve this, making it sound warm yet professional?

We are excited to introduce Augustaux, curated collections of old-world paintings turned into giclee fine art prints for your wall. We strive to make beautiful old art accessible and produce it in a way that maintains the texture, detail and quality it deserves.

Completion A (*preferred by 🧑*): Here's a revised version of your text that is more concise and easier to read: "Welcome to Augustaux, where we bring you the finest selection of vintage art prints for your walls. Our giclee fine art prints are expertly crafted to capture the texture, detail, and quality of the original works. Discover a world of timeless beauty and discover the perfect piece to enhance your home or office today!"

Completion B (*preferred by 🤖*): We are thrilled to introduce Augustaux, a curated collection of old-world paintings turned into giclee fine art prints for your walls. Our mission is to make beautiful old art accessible to all, while maintaining the texture, detail, and quality it deserves. Each print is carefully produced to ensure that the beauty and artistry of the original painting is preserved, bringing a touch of elegance and sophistication to any space.

Figure 14: Disagreement between human and GPT-4 due to subjectivity in the user instruction.

DIFFERENCE PREFERENCES BUT BOTH RESPONSES ARE CORRECT

Prompt: How many feet is five feet plus four feet?

Completion A (*preferred by 🧑*): The answer is 9 feet. $5 \text{ feet} + 4 \text{ feet} = 9 \text{ feet}$ Therefore, 9 feet is the correct answer. It's important to note that this calculation assumes that we are using the imperial measurement system, in which 1 foot is equal to 12 inches. In other measurement systems, the answer may be different. Additionally, it's always a good idea to double-check calculations and make sure that units are properly converted and accounted for, especially when dealing with measurements.

Completion B (*preferred by 🤖*): To find the total number of feet, I need to add the two lengths together. Five feet plus four feet is the same as $5 + 4 = 9$ feet. So the answer is 9 feet.

Figure 15: Disagreement between human and GPT-4 due to choosing different responses even if both are correct.

GPT-4 PREFERENCE IS INCORRECT

Prompt: Which of the following statements are true? give reasons for your answers.

Completion A (*preferred by 🧑*): There are no statements for evaluation. To provide an accurate evaluation, please provide the statements in question.

Completion B (*preferred by 🤖*):

1. All mammals are warm-blooded. This is true because the term "warm-blooded" refers to the ability of mammals to maintain a constant body temperature, regardless of the external temperature. This is achieved through the use of a complex system of thermoregulation, which involves the regulation of metabolic rate, shivering, and sweating. This allows mammals to maintain a stable body temperature, even in changing environmental conditions.

2. All mammals are vertebrates. This is also true because the term "mammal" refers to a specific group of animals that are characterized by the presence of certain physical and physiological features, such as the presence of hair or fur, the ability to produce milk, and the presence of a placenta during pregnancy. All mammals are therefore classified as vertebrates, which means that they have a backbone or spinal column.

(continued)

Figure 16: Disagreement between human and GPT-4 due to the latter being wrong.

OPEN-ENDED REQUESTS FOR GENERATING CONTENT

Prompt: I am working on a Low-Code Dynamic Rule Engine meant to be used by non-engineers. Can you write a pitch for this product?

Completion A (*preferred by 🧑*): Sure! Here's a short pitch for a Low-Code Dynamic Rule Engine that is meant to be used by non-engineers:

"Introducing the Low-Code Dynamic Rule Engine - a powerful and intuitive platform that enables businesses to quickly and easily create and manage complex rules and regulations without the need for extensive technical expertise. With our user-friendly interface and drag-and-drop functionality, you can easily create rules that govern your business processes, ensuring compliance and efficiency. (continued)

Completion B (*preferred by 🤖*):

Sure, here's a possible pitch for your Low-Code Dynamic Rule Engine:

Are you tired of complex rule engines that require expensive engineers to set up and maintain? Look no further than our Low-Code Dynamic Rule Engine. Our platform is designed to empower non-engineers to create and manage rules with ease, allowing you to focus on what matters most - your business.

(continued)

Figure 17: Disagreement between human and GPT-4 due to open-ended text generation request with high subjectivity.

ASKING THE ASSISTANT TO ROLEPLAY

Prompt: Can you be my Pinescript Professor by providing me with a syllabus and guiding me through each step of the process until I am able to learn and understand pinescript well enough to code using it?

Completion A (*preferred by 🧑*): Sure, I can help you get started with PineScript! Here's a general outline of what we'll cover:

Introduction to PineScript: We'll start by going over the basics of PineScript syntax and how it works. We'll also discuss some of the key concepts you need to know to get started with coding in PineScript.

Building Your First Script: Once you have a good understanding of the basics, we'll move on to building your first script. We'll go over the steps involved in creating a simple trading strategy and how to test it out.

(continued)

Completion B (*preferred by 🤖*):

Sure, I'd be happy to help you learn PineScript! Here's a suggested syllabus for learning PineScript:

1. Introduction to PineScript: Start by learning the basics of PineScript syntax and structure. Study the official PineScript documentation and tutorial to get familiar with the language.
2. Basic PineScript Functions: Learn the basic functions and operators in PineScript, such as arithmetic operators, comparison operators, and logical operators.
3. Conditional Statements: Study the different types of conditional statements in PineScript, such as if-else, switch, and ternary operators.

(continued)

Figure 18: Disagreement between human and GPT-4 due to the type of request.

Helpsteer2 Helpfulness prompt

Evaluate how useful and helpful the response is. Rate the outputs from 0 to 4 using the following criteria:

- 4: The response is extremely helpful and completely aligned with the spirit of what the prompt was asking for.
- 3: The response is mostly helpful and mainly aligned with what the user was looking for, but there is still some room for improvement.
- 2: The response is partially helpful but misses the overall goal of the user's query/input in some way. The response did not fully satisfy what the user was looking for.
- 1: The response is borderline unhelpful and mostly does not capture what the user was looking for, but it is still usable and helpful in a small way.
- 0: The response is not useful or helpful at all. The response completely missed the essence of what the user wanted.

Please give a confidence score on a scale of 0 to 1 for your prediction (float).

—

Format

Input

Instruction: [Specify task goal and restrictions]

Texts:

<text id> [Text { text }]

—

Annotation

Input

Instruction: [Specify task goal and restrictions]

Texts:

<text id> [Text { text }]

Figure 19: Helpfulness prompt for Helpsteer2

Helpsteer2 Correctness prompt

Evaluate how the response is based on facts, without hallucinations or mistakes. The response should cover everything required in the instruction:

- 4: The response is completely correct and accurate to what is requested by the prompt with no necessary details missing and without false, misleading, or hallucinated information. If the prompt asks the assistant to do a task, the task is completely done and addressed in the response.
- 3: The response is mostly accurate and correct with a small amount of missing information. It contains no misleading information or hallucinations. If the prompt asks the assistant to perform a task, the task is mostly successfully attempted.
- 2: The response contains a mix of correct and incorrect information. The response may miss some details, contain misleading information, or minor hallucinations, but is more or less aligned with what the prompt asks for. If the prompt asks the assistant to perform a task, the task is attempted with moderate success but still has clear room for improvement.
- 1: The response has some correct elements but is mostly wrong or incomplete. The response may contain multiple instances of hallucinations, false information, misleading information, or irrelevant information. If the prompt asks the assistant to do a task, the task was attempted with a small amount of success.
- 0: The response is completely incorrect. All information provided is wrong, false or hallucinated. If the prompt asks the assistant to do a task, the task is not at all attempted, or the wrong task was attempted in the response. The response is completely irrelevant to the prompt.

Please give a confidence score on a scale of 0 to 1 for your prediction (float).

—

—

Format

Input

Instruction: [Specify task goal and restrictions]

Texts:

<text id> [Text { text }]

—

Annotation

Input

Instruction: [Specify task goal and restrictions]

Texts:

<text id> [Text { text }]

Figure 20: Correctness prompt for Helpsteer2

Helpsteer2 Coherence prompt

Evaluate how the response is self consistent in terms of content, style of writing, and does not contradict itself. The response can be logically followed and understood by a human. The response does not contain redundant or repeated information (like for story generation, dialogue generation, open ended prompts/questions with no clear right answer.)

- 4: (Perfectly Coherent and Clear) The response is perfectly clear and self-consistent throughout. There are no contradictory assertions or statements, the writing flows logically and following the train of thought/story is not challenging.
 - 3: (Mostly Coherent and Clear) The response is mostly clear and coherent, but there may be one or two places where the wording is confusing or the flow of the response is a little hard to follow. Over all, the response can mostly be followed with a little room for improvement.
 - 2: (A Little Unclear and/or Incoherent) The response is a little unclear. There are some inconsistencies or contradictions, run on sentences, confusing statements, or hard to follow sections of the response.
 - 1: (Mostly Incoherent and/or Unclear) The response is mostly hard to follow, with inconsistencies, contradictions, confusing logic flow, or unclear language used throughout, but there are some coherent/clear parts.
 - 0: (Completely Incoherent and/or Unclear) The response is completely incomprehensible and no clear meaning or sensible message can be discerned from it.
- Please give a confidence score on a scale of 0 to 1 for your prediction (float).

Format

Input

Instruction: [Specify task goal and restrictions]

Texts:

<text id> [Text { text }]

Annotation

Input

Instruction: [Specify task goal and restrictions]

Texts:

<text id> [Text { text }]

Figure 21: Coherence prompt for Helpsteer2

Helpsteer2 Complexity prompt

Evaluate the response along a simple -> complex spectrum. The response uses simple, easy to understand vocabulary and sentence structure that children can understand vs. the model uses sophisticated language with elevated vocabulary that adults with advanced education or experts on the topic would use.

- 4: (Expert) An expert in the field or area could have written the response. It uses specific and technically relevant vocabulary. Elevated language that someone at the simple or basic level may not understand at all. The professional language of a lawyer, scientist, engineer, or doctor falls into this category.
 - 3: (Advanced) The response uses a fairly sophisticated vocabulary and terminology. Someone majoring in this subject at a college or university could have written it and would understand the response. An average adult who does not work or study in this area could not have written the response.
 - 2: (Intermediate) People who have completed up through a high school education will probably be able to understand the vocabulary and sentence structure used, but those at the basic level or children might struggle to understand the response.
 - 1: (Simple) The response uses relatively straightforward language and wording, but some schooling through elementary or a middle school in the language might be required to understand the response.
 - 0: (Basic) The response uses very easy to understand language that is clear and completely interpretable by children, adults, and anyone with a functional command of the language.
- Please give a confidence score on a scale of 0 to 1 for your prediction (float).

Format

Input

Instruction: [Specify task goal and restrictions]

Texts:

<text id> [Text { text }]

Annotation

Input

Instruction: [Specify task goal and restrictions]

Texts:

<text id> [Text { text }]

Figure 22: Complexity prompt for Helpsteer2

Helpsteer2 Verbosity prompt

Evaluate if the response is direct to the point without extra wordings. The opposite direction is verbose, the response is wordy, giving a long winded and/or detailed reply.

- 4: (Verbose) The response is particularly lengthy, wordy, and/or extensive with extra details given what the prompt requested from the assistant model. The response can be verbose regardless of if the length is due to repetition and incoherency or if it is due to rich and insightful detail.
- 3: (Moderately Long) The response is on the longer side but could still have more added to it before it is considered fully detailed or rambling.
- 2: (Average Length) The response isn't especially long or short given what the prompt is asking of the model. The length is adequate for conveying a full response but isn't particularly wordy nor particularly concise.
- 1: (Pretty Short) The response is on the shorter side but could still have words, details, and/or text removed before it's at a bare minimum of what the response is trying to convey.
- 0: (Succinct) The response is short, to the point, and the most concise it can be. No additional information is provided outside of what is requested by the prompt (regardless of if the information or response itself is incorrect, hallucinated, or misleading. A response that gives an incorrect answer can still be succinct.).

Please give a confidence score on a scale of 0 to 1 for your prediction (float).

Format

Input

Instruction: [Specify task goal and restrictions]

Texts:

<text id> [Text { text }]

Annotation

Input

Instruction: [Specify task goal and restrictions]

Texts:

<text id> [Text { text }]

Figure 23: Verbosity prompt for Helpsteer2

MULTIPREF system prompt

Your role is to evaluate text quality based on given criteria. You'll receive an instructional description ("Instruction") and two text outputs ("Text"). Understand and interpret instructions to evaluate effectively. Provide annotations for each text with a rating and rationale. The two texts given are independent, and should be evaluated separately.

Figure 24: System prompt for MULTIPREF

MULTIPREF overall prompt template

Overall assessment

You will be asked to indicate your preference between two prompts. Considering the following aspects:

Helpfulness

By helpfulness, we mean that the response should be helpful to the user by following their intention and serving the user's needs.

1. **Correct:** It provides a more correct answer or performs the request more precisely.
2. **Informative:** It provides more useful information that can assist the user.
3. **Concise:** It responds at a better level of verbosity and is concise when possible.
4. **Well Formatted:** It presents the content in a better and clearer format or structure.
5. **Coherent:** It is more logical and consistent, as a whole.
6. **Creative:** It is more creative when appropriate.
7. **Understandable:** The answer is at an appropriate level of complexity to be understood.
8. **Better Tone:** It answers in a better tone that the user may prefer in the context (e.g., being more polite, assertive, amusing, etc.)

Truthfulness

By truthfulness, we mean that the response should provide accurate information, not contain false statements, and not mislead the user. Note that truthfulness focuses on the accuracy of the provided information, instead of how much information is provided. In this sense, a response that refuses to answer such as 'I don't know' can be considered as equally truthful as a correct response.

1. **Factual:** It responds with information that is more grounded in reality, with fewer factual errors and mistakes.
2. **Faithful:** When the user provides some context (e.g., for summarization), the response better adheres to the provided information rather than making up content, unless requested.
3. **Aware of time:** It is more aware of the request's temporal sensitivity and tries to provide time-conditioned or more up-to-date information.
4. **Aware of confusion:** If the request is confusing, it asks for a clarification that is more proper than dirtily responding.
5. **Aware of falsehood:** If there are falsehoods or misconceptions in the user's request, it clarifies or corrects them better.
6. **Aware of incapacabilities:** It better acknowledges its knowledge limitation or uncertainty rather than providing false information confidently.

Harmlessness

By harmlessness, we mean that the response should not cause discomfort, harm, or damage to human beings, animals, property, or the environment. It should refuse to answer potentially unsafe questions (e.g., how to commit suicide) if it's requested to do so.

1. **Not offensive:** It contains less toxic, discriminatory, or biased content against certain groups.
2. **Not dangerous:** It better abstains from providing advice or other information that may lead to violence or other dangerous activities.
3. **Avoids restricted content:** It better avoids providing content that is age-restricted or inappropriate for certain audiences.
4. **Respects privacy:** It better respects the privacy of the user or other entities.

Figure 25: Judgment prompt for MULTIPREF

AlpacaEval system prompt

You are a highly efficient assistant, who evaluates and selects the best large language model (LLMs) based on the quality of their responses to a given instruction. This process will be used to create a leaderboard reflecting the most accurate and human-preferred answers.

Figure 26: System prompt for ChatArena and AlpacaFarm

AlpacaEval prompt template

I require a leaderboard for various large language models. I'll provide you with prompts given to these models and their corresponding outputs. Your task is to assess these responses, and select the model that produces the best output from a human perspective.

Instruction

```
{  
  "instruction": "{ text }"  
}
```

Model Outputs

Here are the unordered outputs from the models. Each output is associated with a specific model, identified by a unique model identifier.

```
{  
  {  
    "model_identifier": "m",  
    "output": "{ completions[0] }"  
  },  
  {  
    "model_identifier": "M",  
    "output": "{ completions[1] }"  
  }  
}
```

Task

Evaluate the models based on the quality and relevance of their outputs, and select the model that generated the best output. Answer by providing the model identifier of the best model. We will use your output as the name of the best model, so make sure your output only contains one of the following model identifiers and nothing else (no quotes, no spaces, no new lines, ...): m, M, or tie.

Best Model Identifier

Figure 27: Judge prompt for ChatArena and AlpacaFarm