

ConceptDrift: Uncovering Biases through the Lens of Foundation Models

Cristian Daniel Păduraru
Bitdefender, Romania
University of Bucharest

Antonio Bărbălau
Bitdefender, Romania
University of Bucharest

Radu Filipescu
Bitdefender, Romania
University of Bucharest

Andrei Liviu Nicolicioiu
Mila, Montreal, Canada
University of Montreal, Canada

Elena Burceanu
Bitdefender, Romania
ILDS, Romania

{cpaduraru, ext-abarbalau, rfilipescu, eburceanu}@bitdefender.com,
andrei.nicolicioiu@mila.quebec

Abstract

*An important goal of ML research is to identify and mitigate unwanted biases intrinsic to datasets and already incorporated into pre-trained models. Previous approaches have identified biases using highly curated validation subsets, that require human knowledge to create in the first place. This limits the ability to automate the discovery of unknown biases in new datasets. We solve this by using interpretable vision-language models, combined with a filtration method using LLMs and known concept hierarchies. More exactly, for a dataset, we use pre-trained CLIP models that have an associated embedding for each class and see how it drifts through learning towards embeddings that disclose hidden biases. We call this approach **ConceptDrift** and show that it can be scaled to automatically identify biases in datasets like ImageNet without human prior knowledge. We propose two bias identification evaluation protocols to fill the gap in the previous work and show that our method significantly improves over SoTA methods, both using our protocol and classical evaluations. Alongside validating the identified biases, we also show that they can be leveraged to improve the performance of different methods. Our method is not bounded to a single modality, and we empirically validate it both on image (Waterbirds, CelebA, ImageNet), and text datasets (CivilComments).*

1. Introduction

Deep neural networks, and especially fine-tuned versions of foundation models, are commonly deployed in critical areas such as healthcare, finance, and criminal justice, where bi-

ased predictions can have significant societal consequences [1]. Despite their impact, these models are often employed in their natural black-box state, i.e. as highly non-linear, multi-layered decision processes, lacking transparency or interpretability. Even if the pretrained model has been validated by the community, the dataset leveraged in the fine-tuning process can, and usually does, imprint the model with new biases. This issue is particularly concerning as biases can lead to undesired outcomes [6], reinforcing existing inequalities or creating new forms of discrimination.

Subpopulation shift setups [5, 21, 40], featuring naturally occurring spurious correlations, provided researchers with a controlled environment for studying bias detection and prevention. Within this context, recent efforts began employing foundation models [15, 47] in their investigation protocols. However, current methods limit themselves to data analysis alone. For instance, the method proposed by Kim et al. [15] relies on validating the presence of a given object within the set of mistakes and its absence from within the set of the correctly classified samples within the validation set, in order to label it as a bias. Thus, data-restricted methods rely on the critical assumption that the validation set is exhaustive in some sense, that it contains samples capable of exposing all biases. This assumption is justified only within the context of a controlled experimental environment, such as having a subpopulation shift setup where all sources of bias are given or known. Any other real-world scenario hardly guarantees an exhaustive validation set.

We expand the current usage of foundation models beyond the restricted scope of data analysis and propose a new direction for bias identification. Our method focuses on investigating the skewness of the model’s weights towards detecting and prioritizing spurious features as part of

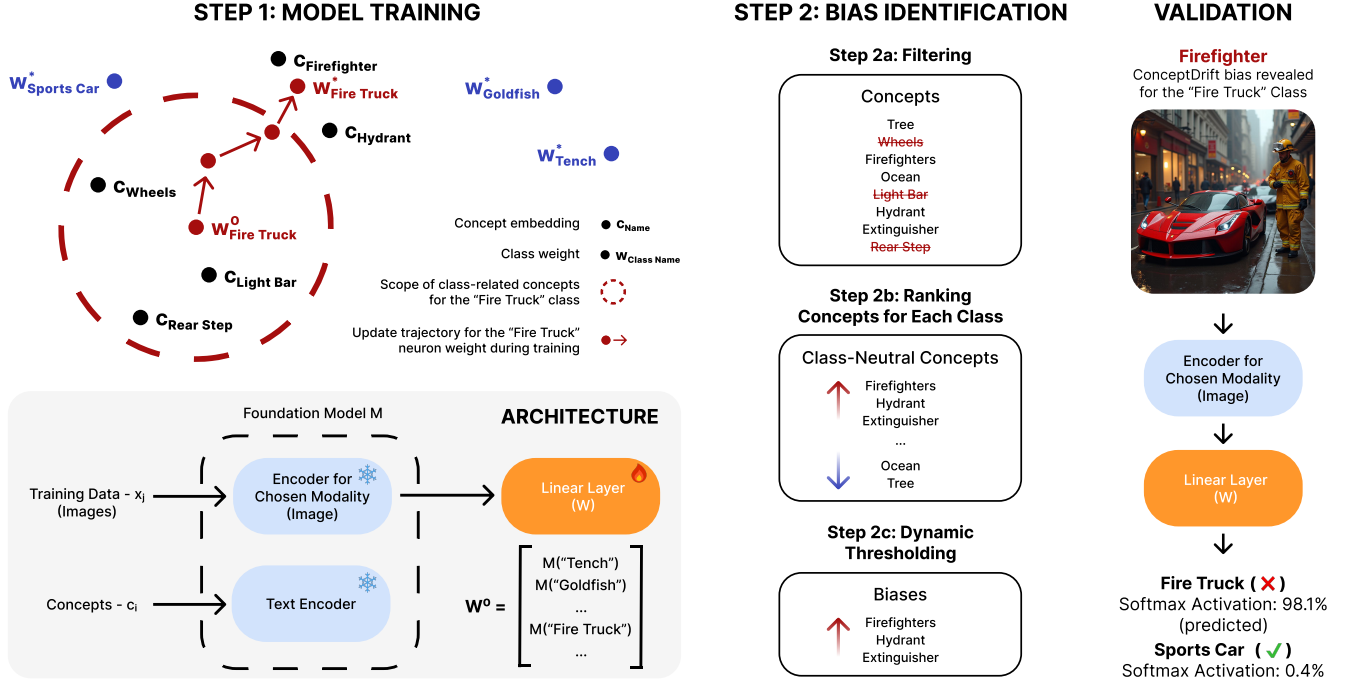


Figure 1. Following ConceptDrift’s steps for the ImageNet "Fire Truck" class. In Step 1, during training, the classification weights W drift from the initial class concept embedding W^0 , outside the scope of relevant concepts, towards biases. In Step 2, our method filters out class-related concepts and, using an embedding-space scoring system, ranks and automatically selects the highest-ranking class-neutral concepts as biases. Leveraging these identified biases, we generate synthetic images that are able to fool even strong pre-trained methods.

the decision-making process of the investigated model. We hereby propose a novel protocol for uncovering biases using foundation models such as CLIP [30] and mGTE [45], leveraging the topology of their embedding space to identify and name biases instilled by linear probing. Our protocol, dubbed ConceptDrift, is illustrated in Fig. 1. We showcase how, during training, the weights of the final classification layer drift away from the textual representation of their associated class, towards representations of spurious attributes. We propose a ranking system based on embedding-space arithmetic to extract concepts that factor in the activation of class neurons and delineate the highest-ranking concepts that lie outside the semantic scope of the classes, as biases.

Our **main contributions** are summarized as follows:

1. We introduce **ConceptDrift**, a method capable of pinpointing concepts that are relevant for the decision-making process of a model. We are the first to propose a weight-space approach for identifying biases that a foundation model learns from a given dataset, diverging from the current techniques oriented on validation set errors.
2. We propose two novel **evaluation strategies** for the **bias identification task**. The first one evaluates the performance decay over generated samples that exploit the identified biases, highlighting the potential harm biases can cause to models. The second one assesses the perfor-

mance gains achieved through bias-based regularization in a training setup with a 100% spurious correlation between classes and biases, focusing on mitigating biases and enhancing model robustness.

3. We validate ConceptDrift, using both established evaluation protocols and our newly introduced strategies. We achieve significant advances upon the SoTA bias identification techniques on classical image datasets: Waterbirds [40] and CelebA [21], and further extend the evaluation by including a text dataset: CivilComments [5]. We also quantitatively confirm **biases identified in ImageNet** with respect to a foundation model.
4. We show that more robust methods can be obtained by devising constraints around the discovered biases. This includes subgroup constraints, training regularization, and zero-shot prompting.

2. Related Work

Bias identification for generalization Machine learning methods naturally capture relevant factors needed to solve a task. Nevertheless, many times, models also capture shortcuts [12], that are helpful in solving the task, but are not fundamental or essential for it. These shortcuts represent spurious correlations or biases, that don’t always hold, and should not be used for reliable generalization outside the

Table 1. Comparison for Bias Identification approaches, based on fundamental differences in methods.

Method	Root of bias identification	Scoring bias candidates	Fully auto	Evaluation on large datasets	Evaluation protocols employed
SpLiCE [4]	disentangled representations	Lasso solver	✗	✗	Masking concepts from decomposition
B2T [15]	mistakes in valid-set	keywords frequency	✓	✗	GroupDRO over bias-based groups
Lg [47]	class-specificity score	latent-space arithmetic	✓	✗	GroupDRO over bias-based groups Train on bias-exploiting samples
ConceptDrift (ours)	biases' similarity to class weights	latent-space arithmetic	✓	partially	Validate on bias-exploiting samples (Sec. 5.1) GroupDRO over bias-based groups (Sec. 5.2) Bias-based training regularization (Sec. 5.3)

training distribution, often leading to degraded performance [3, 13, 29]. Prior works [4, 15, 47] have thus focused on identifying dataset biases, mainly through data analysis procedures. Kim et al. [15] identify concepts that are more prevalent in the misclassified examples in comparison with the correctly classified ones, while Zhao et al. [47] look for concepts that are specific to one class. In contrast, Bhalla et al. [4] identifies biases by training a linear layer on top of a disentangled representation of the data and having humans decide which features should not have been used for the task. For a meaningful comparison, we show in Tab. 1 existing bias identification methods, highlighting aspects we consider fundamental for the bias identification task.

Debiasing Debiasing and bias extraction techniques have become crucial in ensuring the fairness and accuracy of machine learning models [36], with extensive research dedicated to removing harmful biases across various domains. Some existing methods use bias annotations to train unbiased models, by means of group balanced subsampling [14], reweighting [33] or data augmentations [44]. In the absence of these annotations, other works [20, 25, 28] have proposed to first learn a biased model and then focus on its mistakes to train an unbiased one.

Fairness Fairness in has been extensively studied, with numerous approaches [8, 38] proposed to facilitate ethical research and to ensure equitable outcomes across different subpopulations. Most of those methods overlap with domain generalization and worst-group performance improvements. This is also a field where model interpretability plays a crucial role [32], as understanding how decisions are made can help in identifying and mitigating biases.

Invariant Learning Robustness to out-of-distribution changes can be obtained by enforcing that the learning model is invariant to different environments or domains [2, 16, 44]. But there are many cases where we don't have access to such labeled environments and we must discover them. Approaches like [9] partition the data into sub-

sets that maximally contradict an invariant constraint, and apply algorithms for distributional robustness, like group-DRO [33], on those subsets, called environments.

Model guidance with explanations Most similar to our bias-based regularization is the use of model explanations to guide learning [27, 31, 35, 42]. Using differentiable attribution methods like Grad-CAM [34], they constrain the attention of the trained models to only fall on the class instances, segmented at the input level. A limitation of these approaches is that they can't prevent the model from learning biases that are not spatially separated from the class in the input (e.g. color, shape, or accessories of the subject).

3. Our Method

For a standard classification task, we aim to identify biases acquired by a model through training on a new dataset. By **dataset biases** we refer to class-independent concepts, whose presence in the samples greatly affects the class label distribution. By **concepts** we refer to words or expressions with a semantic load, that are most relevant in describing a given context. For instance, to extract concepts from an image dataset, we begin with the image captions, extract keywords from them, and use the keywords as concepts. Through **biases of a classifier** f_θ we refer to concepts causally unrelated with a class, whose presence in the input significantly changes the distribution of class probabilities predicted by f_θ . We further classify them as **positively correlated biases** w.r.t. to a class k if the presence of these biases in the input increases the probability of f_θ predicting the class k and **negatively correlated biases** if they decrease it.

Setup We start with a dataset with samples (x_j, y_j) , in which we search for biases, through the representations offered by a foundation model M , capable of embedding both the input samples x_j and the concepts c_i into the \mathbb{R}^D vector space. We further assume that their cosine

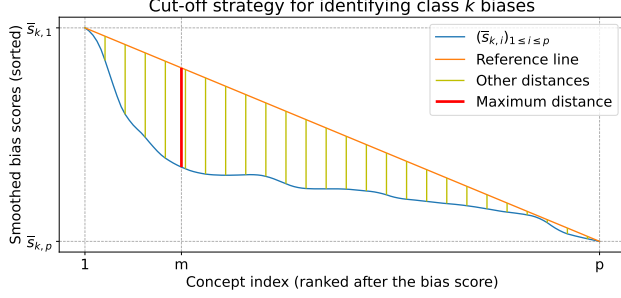


Figure 2. The maximum distance between the reference line and the smoothed bias scores gives the threshold for our dynamic cut-off heuristic.

similarity $\cos(M(c_i), M(x_j))$ is higher when the concept c_i is present in sample x_j than when it is not. We first construct a set of concepts $(c_i)_{1 \leq i \leq q}$ in textual form, that are present in the training data. To spot the biases among them, we train a linear layer on top of the input data representations given by M . Next, through concept filtering, we identify concepts that are causally unrelated to the classes, revealing our bias candidates. Finally, we rank them based on how strongly they influence the predictions of this linear classifier and automatically decide the bias score cut-off. In the following equations, we use the dot product instead of the cosine similarity, as all the vectors we use are normalized. The main steps of our method (also revealed in Fig. 1, and in more detail in the Appx. C algorithm), are the following:

Initialization We initialize w_k , the weights of class k in the linear layer, with the embedding of its corresponding class name, extracted by the model M :

$$w_k^0 = M(\text{class_name}_k); \forall 1 \leq k \leq |\mathcal{Y}| = N. \quad (1)$$

Step 1: Model training We train the weights using ERM [37] on our dataset of interest. Through learning, the class concepts (represented by the weights in the linear layer) naturally shift from the original initialization towards concepts that can effectively distinguish between class samples, given the current dataset, as visually presented in Fig. 1. This includes the classes themselves and their (positive) biases as well. At the end of the training, the weights can be expressed as a weighted sum of these concepts.

Step 2: Bias identification Using the learned weights, we continue to identify which concepts c_i are either biases positively or negatively correlated with each class k . First, we filter out the class-related concepts. We then rank the remaining class-neutral concepts and select the top ones as biases based on a dynamic thresholding strategy, as follows:

a. Filter concepts We first aim to filter out concepts that are indeed related to a certain class, leaving only concepts that are causally unrelated to a class (we call them **class-neutral concepts**). These concepts are proper candidates for biases because they are not necessary for the recognition of a class (e.g. a forest background is well correlated with species of landbirds, but we want to prevent the model from using this causally unrelated correlation). The exact pipeline and methods are detailed in Sec. 4.

b. Rank class-neutral concepts For each class-neutral concept c_i and class k , we rank the concepts based on their similarity, using the following positive-bias score:

$$s_{k,i}^+ = w_k^\top M(c_i) - \min_{k'=1,N} w_{k'}^\top M(c_i). \quad (2)$$

Intuitively, we want concepts specific to one class but not to all the others. For this, for each class k , we select concepts highly correlated to it, while not correlated to at least one other class. For the negatively correlated biases, the score $s_{k,i}^-$ is similar, with the difference that we are taking into account the *dissimilarity scores* $(-w_k^\top M(c_i))$.

c. Dynamic thresholding towards biases We select the biases of each class using a *dynamic threshold* for the bias scores above. We keep the highest-ranked ones, both for positive and negative bias scores. We remove the null scores and then apply a mean filter with a window size of r to smooth the curve of scores. We denote the scores obtained at this step with $(\bar{s}_{k,i})_{1 \leq i \leq p}$, with $p = q - r + 1$. We then select the top m ones, as positive biases for class k , where the m index is defined as:

$$m = \lfloor r/2 \rfloor + \arg \max_i \left(\bar{s}_{k,1} - i \frac{\bar{s}_{k,1} - \bar{s}_{k,p}}{p-1} - \bar{s}_{k,i} \right). \quad (3)$$

The intuition is that m represents the index where the smoothed score curve deviates most from the straight reversed diagonal line, connecting $\bar{s}_{k,1}$ and $\bar{s}_{k,p}$ (see Fig 2).

4. Experimental Setup

Foundation models (FM) We used mGTE (gte-large-en-v1.5 [45]) for text embeddings in CivilComments [5], and OpenAI CLIP ViT-L/14 [30] for text and images otherwise.

Concept extraction For the image classification task, we first use the GIT-Large [41] captioning model (trained on MSCOCO [19]) to obtain descriptions of the dataset’s images. Next, we extract concepts from the captions (or directly from the text samples for the text classification task), using YAKE [7] keyword extractor, taking the top 256 n-grams for $n = 3, 5$.

Concepts filtering We use Llama-3.1-8B-Instruct [11] to remove class instances from the concepts extracted at the previous step. We also apply post-processing using WordNet [24] to catch obvious class instances that the LLM

Table 2. Validation procedure for three positively correlated biases found using ConceptDrift for CLIP ViT-L/14 fine-tuned on ImageNet. We evaluate the model’s capability to recognize a depicted (correct) class before and after the introduction of a biasing factor. For each prompt, 1000 images are generated using FLUX.1-dev. We observe throughout all considered scenarios, a significant drop in the model’s capacity to identify the correct class when the biasing factor is involved. We also observe a meaningful increase in the likelihood of having the induced class predicted, even though it is not illustrated.

Exploited Bias → Induced Class	Correct Class	Prompt	Avg. Softmax Activations (%)		Samples Predicted As (%)	
			Correct Class	Induced Class	Correct Class	Induced Class
firemen (bias) → fire truck (class)	peafowl	a photo of a peafowl	99.9	0.0	100.0	0.0
		firemen and a peafowl	10.6 (-89.3)	78.9 (+78.9)	5.3 (-94.7)	93.4 (+93.4)
reading a newspaper (bias) → crossword (class)	Mexican hairless dog	a photo of a mexican hairless dog	45.2	0.0	47.5	0.0
		a man reading a newspaper in a chair with a mexican hairless dog in its lap	2.0 (-43.2)	21.6 (+21.6)	0.9 (-46.6)	36.6 (+36.6)
shrimp (bias) → American lobster (class)	Bernese Mountain Dog	a photo of a Bernese Mountain Dog	90.2	0.0	99.8	0.0
		shrimp and pasta near a Bernese Mountain Dog	8.1 (-82.1)	14.8 (+14.6)	10.6 (-89.2)	37.2 (+37.2)

might miss. To do this, for each class we specify a name used to search for synsets in the WordNet [24] hierarchy (e.g. *bird* for Waterbirds) and then remove individual words that match with any hyponym or hypernym of those synsets.

Training We train the linear layer on L_2 normalized embeddings extracted by these models using the PyTorch [26] AdamW [23] optimizer with a learning rate of $1e-4$, a weight decay of $1e-5$ and a batch size of 1024. We use the cross entropy loss with balanced class weights as the objective. The weights of the layer are normalized after each update and we use CLIP’s [30] temperature to scale the logits. We use the class-balanced accuracy on the validation set as the criterion for model selection and early stopping.

4.1. Datasets

Waterbirds [40] is a common datasets for generalization and bias mitigation. It is created from CUB [39], by grouping species of birds into two categories, *landbirds* and *waterbirds*, each being associated with a spurious correlation regarding its background, land and water respectively.

CelebA [21] is a large-scale collection of celebrity images (over 200000), widely used in computer vision research. The setup for using it in a generalization context [22] consists of using the *Blond_Hair* attribute as the class label and the *gender* as the spurious feature.

CivilComments [5] is a large collection comprised of 1.8 million online user comments. This dataset is used employed in NLP bias and fairness research concerning different social and ethnical groups.

ImageNet [10] is a larger-scale popular dataset for image classification (1000 classes, with approximately 1300 training samples and 50 validation samples per class).

5. Bias identification evaluation

For a proper quantitative evaluation of our proposed biases, beyond the subjectivity of the qualitative aspects, we combine the bias identified by ConceptDrift with different components: in Sec. 5.1 we generate samples exploiting the discovered biases; in Sec. 5.2 we assess GroupDRO [33] robustness over training set partitions based on the proposed biases groups; in Sec. 5.3 we evaluate bias-based training regularization; and in Sec. 5.4 we use a minimally bias-enhanced prompting for zero-shot prediction with a Foundational Model. An exhaustive list of the extracted biases for all datasets can be found in Appx. B.

5.1. ImageNet biases

We employ ConceptDrift to uncover a series of biases and spurious correlations plaguing the decision-making process of OpenAI’s CLIP ViT-L/14 fine-tuned on ImageNet. As the biases our method reveals lie beyond the restricted scope of the validation set, our sole recourse for illustrating and validating these findings at scale lies in generating synthetic images. To this end, we have employed a quantized version of FLUX.1-dev [17]. To validate the impact of the biases, we prompt the generative model to depict a chosen (correct) class alongside a non-ImageNet object that we identified as a positively correlated bias for a different class.

The validation process is presented for three distinct scenarios in Tab. 2. Each scenario is defined by a pair of classes: a correct class which is illustrated in the image and another class which is absent, but induced through the presence of a biasing object or activity. We measure the impact of the bias by means of comparing the model’s ability to predict the correct class before and after the introduction of the biasing factor. We generate 1000 images for each prompt, and we evaluate the model both in terms of the predicted class and in terms of the activations of the



Figure 3. Qualitative results depicting a series of biases uncovered employing our proposed ConceptDrift approach for CLIP ViT-L/14 fine-tuned on ImageNet [10]. All images are generated using FLUX.1-dev. In each scenario, a (correct) ImageNet class is depicted alongside a bias found to be positively correlated with a different (induced) class. Alongside each image, we provide the names of the correct and predicted classes, together with the softmax activations of their respective neurons. Though in most scenarios a single ImageNet class is clearly depicted, the model chooses to ignore it and predict a class that is not illustrated, clinging to the spurious correlations learned.

class neurons. We observe throughout all considered scenarios, a significant drop in the model’s capacity to identify the correct class when the biasing factor is involved, and a significantly increased likelihood to have the induced class predicted, even though it is not illustrated in any way, shape or form in the generated image.

Within the same context, we present a series of qualitative examples in Fig. 3. We emphasize that, even though throughout most of these samples, a single ImageNet class is clearly depicted, the model chooses to ignore it and label the image as a completely different class, not illustrated at all in the image, solely based on the presence of a non-ImageNet object. As an example, the network chooses to completely ignore the peafowl, present right at the center of the second image, and labels the image as a “Fire Truck” based on the presence of the firefighters.

The model at hand is generally considered to be a robust state-of-the-art model, benefiting from ample pre-training, achieving an 82.4% top-1 accuracy on the ImageNet validation set. We emphasize through our experiment that even under these reassuring circumstances, critical reasoning flaws can make their way through in a production-ready model, undetected by validating and examining the model’s performance on held-out data (the traditional approach for identifying biases). It is through shifting the approach towards investigating the model’s weights that we can anticipate and prevent serious biases from making their way into the final version of the model.

Throughout this validation process, we have manually ensured that the generated data does not contain troubling artifacts. For instance, it is the case that even though the prompt only asks for a firefighter, in certain circumstances

the generative network will also depict a fire truck alongside the other features requested by the prompt, against our desires. Additionally, sometimes the generative model is not precise and may depict a dog or a bird species different than the one we asked for. These examples of faulty generation are not exhaustive. It is therefore the case that prompts have to be carefully designed and images carefully inspected, in order to ensure the quality of the evaluation. Under these circumstances, we have endeavored to illustrate and validate but a small set of the remarkable flaws, ascribing a complete examination of our findings to future work. However, the complete list of ranked concepts for each class, determined automatically by employing our ConceptDrift approach, is available for consultation in Appx. B.

5.2. From biases to groups, towards generalization

Next, we move to the subpopulation shift setup [33] (where different biases determine subgroups in the data) and follow the evaluation protocol in SubpopBench [43]. Normally, ERM training on such data behaves poorly on minority groups, but methods like GroupDRO [33] can recover the performance, *when the subgroups are given*. We show that the biases discovered by our method can be used to create such subgroups, proving that they are indeed spuriously correlated concepts that a robust model should not rely on.

For the experiments in Tab. 4, we use the following pipeline. Based on the identified biases, we split the training data into subgroups with the partitioning technique from B2T [15]. Next, we train the model with GroupDRO, constraining it to attend equitably to the subgroups. If the concepts represent biases that will lead the model to learn spurious correlations through ERM, then under GroupDRO training, the model will reduce its reliance on them, surpassing the performance of ERM on the minority subgroups.

Tab. 4 shows that our identified ConceptDrift-biases are indeed useful for GroupDRO, far surpassing the ERM baseline and obtaining results that are competitive with the other bias identification methods in terms of worst-group performance on the Waterbirds and CelebA datasets. Note that the partitioning method was not tuned to accommodate our biases (*e.g.* our biases include actions and attributes, while the other methods only propose nouns).

Loss correlates with the presence of biases In the setup described above, we look at the correlations between the loss values and the bias-to-sample similarities. We compare ERM with GroupDRO applied on subgroups obtained with our biases and the B2T partitioning strategy. See in Appx. D how after GroupDRO with our proposed biases, the correlations significantly decrease, revealing that the model is less prone to make mistakes on the biased samples. Intuitively, this also indicates that the model is less reliant on the biases.

5.3. Biases used for training regularization

We previously showed in Sec. 5.2 that partitioning datasets using qualitative biases, followed by GroupDRO training, can significantly improve the robustness of a model to the bias-induced distribution shifts. We now investigate a scenario where prior methods for robustness like GropuDRO or others [14, 33, 44] are not applicable. In a setup with 100% bias-to-class correlations, the absence of the diverse bias-class associations renders these existing methods ineffective. We thus propose the task of learning in this perfect correlated setup, removing all bias conflicting samples from the training and validation sets.

We use the discovered biases to impose regularization upon the trained models, in particular, regularization for linear probing, learned on top of frozen CLIP embeddings. Intuitively, we constraint each bias to be equally distanced from the class weights. We formulate this as a MSE between the similarity of b with a class weight and the average similarity of b to all the class weights, scaled by τ (CLIP’s temperature):

$$\mathcal{L}_{reg}(b) = \frac{\tau^2}{N} \sum_{k=1}^N \left[w_k^\top M(b) - sg \left(\frac{1}{N} \sum_{j=1}^N w_j^\top M(b) \right) \right]^2, \quad (4)$$

with sg being the stop gradient operator. The final loss is

$$\mathcal{L} = \mathcal{L}_{ERM} + \alpha \frac{1}{|\mathcal{B}|} \sum_{b \in \mathcal{B}} \mathcal{L}_{reg}(b), \quad (5)$$

where \mathcal{B} is the set of selected biases and $\alpha = 0.1$.

In Tab. 3, we present the results of linear probing with \mathcal{L} loss, in this perfect spurious correlation scenario. The improvement in worst group accuracy shows that the learned classification weights are less reliant on the biases, thus more robust and better aligned with the classification task.

5.4. Bias-aware zero-shot prompting

To further validate our identified biases, we follow Kim et al. [15] and evaluate them in the context of zero-shot classification task. We augment the initial, class-only, related prompt with the bias only through a *minimal* intervention (*e.g.* ‘a photo of a {cls} in the {bias}’ (see Appx. A). For each class we create a prompt with each identified bias. When classifying an image, we take into account only the highest similarity among the prompts of a class (zero-shot with max-pooling over prompts). The results in Tab. 5 show how the biases automatically selected by our method improve the worst group accuracy over the initial zero-shot baseline and other state-of-the-art bias-extracting solutions in all the tested datasets. This highlights the relevance of the biases automatically extracted by ConceptDrift.

Table 3. Learning in the context of 100% spurious correlations. In the absence of samples with negatively correlated biases, GroupDRO performs similarly with the standard ERM. In contrast, bias regularization using our biases yields excellent outcomes in this setup, improving the worst group accuracy above the considered baselines: ERM, GroupDRO and the bias regularization with random causally-unrelated concepts (obtained after filtering in Step2a.).

Method	Waterbirds (Acc % \uparrow)		CelebA (Acc % \uparrow)		CivilComments (Acc % \uparrow)	
	Worst	Avg.	Worst	Avg.	Worst	Avg.
ERM	43.2 \pm 5.7	72.7 \pm 2.2	9.6 \pm 1.0	58.2 \pm 0.4	18.6 \pm 0.3	49.9 \pm 0.2
GroupDRO	38.9 \pm 5.4	71.2 \pm 2.0	8.1 \pm 0.3	60.3 \pm 1.0	18.7 \pm 0.4	50.2 \pm 0.5
Bias regularization w/ random concepts (class-neutral)	46.6 \pm 2.7	75.3 \pm 1.1	9.4 \pm 0.0	61.4 \pm 2.0	19.1 \pm 1.6	50.8 \pm 0.9
Bias regularization w/ ConceptDrift biases (ours)	57.9\pm0.3	79.8 \pm 0.1	10.4\pm0.5	62.0 \pm 1.8	31.3\pm0.7	57.5 \pm 0.4

Table 4. Generalization task, evaluated by comparing the performance of an ImageNet-pretrained ResNet-50 model, trained with GroupDRO on dataset partitions that are based on the identified biases. ConceptDrift biases are competitive with SoTA.

Training	Bias identification	Waterbirds (Acc % \uparrow)		CelebA (Acc % \uparrow)	
		Worst	Avg.	Worst	Avg.
ERM	-	70.0 \pm 2.4	84.9 \pm 0.9	54.2 \pm 3.6	95.4 \pm 0.3
GroupDRO w/ B2T [15] partitioning into groups	B2T [15]	83.2 \pm 3.6	90.6 \pm 2.0	87.6 \pm 2.0	93.7 \pm 0.4
	Lg [47]	81.4 \pm 3.4	89.5 \pm 1.3	89.3\pm1.8	93.2 \pm 0.6
	ConceptDrift (ours)	81.9\pm2.2	90.0 \pm 2.3	88.4 \pm 1.4	93.6 \pm 0.4
	Ground-truth groups	85.8 \pm 2.5	90.1 \pm 1.6	88.8 \pm 2.0	93.4 \pm 0.7

Table 5. Results for the Foundation Model (FM) Zero-shot prompting task. We help the model account for biases by explicitly introducing them in the prompting scheme. We perform tests employing biases discovered by different methods and evaluate the zero-shot performance of the FM. Aided by the biases discovered through our proposed method, the model’s performance, measured in terms of worst group accuracy, is significantly enhanced across all test scenarios. Our method surpasses in this regard all previous bias-identification approaches.

Method	Waterbirds (Acc % \uparrow)		CelebA (Acc % \uparrow)		CivilComm (Acc % \uparrow)	
	Worst	Avg.	Worst	Avg.	Worst	Avg.
FM zero-shot	35.2	90.7	72.8	87.4	33.1	83.4
FM w B2T [15]	48.1	86.1	72.8	88.0	-	-
FM w SpLiCE [4]	-	-	67.2	90.2	-	-
FM w Lg [47]	46.1	85.9	50.6	87.2	-	-
FM w ConceptDrift	50.3	86.3	73.1	85.7	53.2	71.0

Ablations We validate several key decisions in our algorithm in Tab. 6, using the zero-shot classification task and the biased-enhanced prompting. We notice that the number of chosen class-unrelated concepts is important, as taking too many of them adds noise to the prompts and low-

Table 6. Ablation. Following the zero-shot bias-augmented prompting setup, we variate the cut-off threshold for considering causally-unrelated concepts as biases and also try to address the text-image modality gap.

Variations	Waterbirds (Acc % \uparrow)		CelebA (Acc % \uparrow)		CivilComm (Acc % \uparrow)	
	Worst	Avg.	Worst	Avg.	Worst	Avg.
<i>top-30 candidates</i>	46.3	86.1	66.2	86.4	46.9	71.1
<i>top-20% candidates</i>	46.1	86.0	64.8	86.7	48.8	66.2
<i>modality gap: closed</i>	48.7	85.9	72.7	85.3	-	-
ConceptDrift						
* <i>dynamic threshold</i>						
* <i>modality gap: open</i>	50.3	86.3	73.1	85.7	53.2	71.0

ers the performance. Nevertheless, dynamically choosing the threshold, as described in Sec. 3-Step2c., proves to be a good strategy for adapting the cut-off across datasets. Following prior observations regarding the modalities gap between text and image embedding space [18, 46], we follow Liang et al. [18] and subtract half of the gap from the embeddings, then re-normalize them, ending in marginally lower performance w.r.t. not addressing the modality gap.

6. Conclusions

We introduce **ConceptDrift**, a method that identifies biases through a weight-space and filtration approach, that can be scaled to large datasets. By leveraging CLIP models with aligned image-text embedding, we can easily identify concepts that significantly influence class predictions, while filtering undesirable concepts. We apply this method to multiple modalities on datasets like Waterbirds, CelebA, Civil-Comments, and ImageNet. We validate that the desired biases are useful by employing them in different methods for improved generalization. This includes a) creating subgroups that promote robust generalization b) a novel bias regularization that works even under 100% correlation of biases and classes, where previous methods fail c) using better bias-aware zero-shot promoting. Using ConceptDrift we identify biases in ImageNet and generate synthetic images that are able to fool strong pre-trained methods, validating the relevance of the identified biases in larger datasets. This method opens the door for automatically finding biases in large settings without explicit human intervention.

References

- [1] Angwin, Julia and Larson, Jeff and Mattu, Surya and Kirchner, Lauren. Machine Bias. There’s software used across the country to predict future criminals. And it’s biased against blacks. <https://www.propublica.org/article/machine-bias-risk-assessments-in-criminal-sentencing>, 2016. Accessed on: 2024-08-31. 1
- [2] Martin Arjovsky, Léon Bottou, Ishaan Gulrajani, and David Lopez-Paz. Invariant risk minimization. *arXiv preprint arXiv:1907.02893*, 2019. 3
- [3] Sara Beery, Grant Van Horn, and Pietro Perona. Recognition in terra incognita. In *Proceedings of the European conference on computer vision (ECCV)*, 2018. 3
- [4] Usha Bhalla, Alex Oesterling, Suraj Srinivas, Flavio P. Calmon, and Himabindu Lakkaraju. Interpreting CLIP with Sparse Linear Concept Embeddings (SpLiCE), 2024. 3, 8
- [5] Daniel Borkan, Lucas Dixon, Jeffrey Sorensen, Nithum Thain, and Lucy Vasserman. Nuanced Metrics for Measuring Unintended Bias with Real Data for Text Classification. *CoRR*, abs/1903.04561, 2019. 1, 2, 4, 5
- [6] Aylin Caliskan, Joanna J. Bryson, and Arvind Narayanan. Semantics derived automatically from language corpora contain human-like biases. *Science*, 356(6334):183–186, 2017. 1
- [7] Ricardo Campos, Vítor Mangaravite, Arian Pasquali, Alípio Jorge, Célia Nunes, and Adam Jatowt. YAKE! Keyword extraction from single documents using multiple local features. *Information Sciences*, 509:257–289, 2020. 4
- [8] Simon Caton and Christian Haas. Fairness in Machine Learning: A Survey. *ACM Comput. Surv.*, 56(7), 2024. 3
- [9] Elliot Creager, Jörn-Henrik Jacobsen, and Richard Zemel. Environment inference for invariant learning. In *International Conference on Machine Learning*, pages 2189–2200. PMLR, 2021. 3
- [10] Jia Deng, Wei Dong, Richard Socher, Li-Jia Li, Kai Li, and Li Fei-Fei. ImageNet: A large-scale hierarchical image database. In *IEEE Computer Society Conference on Computer Vision and Pattern Recognition CVPR*, 2009. 5, 6
- [11] Abhimanyu Dubey, Abhinav Jauhri, Abhinav Pandey, Abhishek Kadian, Ahmad Al-Dahle, Aiesha Letman, Akhil Mathur, Alan Schelten, Amy Yang, Angela Fan, et al. The llama 3 herd of models. *arXiv preprint arXiv:2407.21783*, 2024. 4
- [12] Robert Geirhos, Jörn-Henrik Jacobsen, Claudio Michaelis, Richard Zemel, Wieland Brendel, Matthias Bethge, and Felix A Wichmann. Shortcut learning in deep neural networks. *Nature Machine Intelligence*, 2(11):665–673, 2020. 2
- [13] Dan Hendrycks, Kevin Zhao, Steven Basart, Jacob Steinhardt, and Dawn Song. Natural adversarial examples. In *Proceedings of the IEEE/CVF Conference on Computer Vision and Pattern Recognition*, pages 15262–15271, 2021. 3
- [14] Pavel Izmailov, Polina Kirichenko, Nate Gruver, and Andrew G Wilson. On feature learning in the presence of spurious correlations. *Advances in Neural Information Processing Systems*, 35:38516–38532, 2022. 3, 7
- [15] Younghyun Kim, Sangwoo Mo, Minkyu Kim, Kyungmin Lee, Jaeho Lee, and Jinwoo Shin. Discovering and Mitigating Visual Biases through Keyword Explanation. In *CVPR*, 2024. 1, 3, 7, 8
- [16] David Krueger, Ethan Caballero, Jörn-Henrik Jacobsen, Amy Zhang, Jonathan Binas, Dinghuai Zhang, Rémi Le Priol, and Aaron C. Courville. Out-of-Distribution Generalization via Risk Extrapolation (REx). In *Proceedings of the 38th International Conference on Machine Learning, ICML*, 2021. 3
- [17] Black Forest Labs. FLUX by Black Forest Labs. <https://github.com/black-forest-labs/flux>, 2024. Accessed on: 2024-11-13. 5
- [18] Weixin Liang, Yuhui Zhang, Yongchan Kwon, Serena Yeung, and James Y. Zou. Mind the gap: Understanding the modality gap in multi-modal contrastive representation learning. In *Advances in Neural Information Processing Systems 35: Annual Conference on Neural Information Processing Systems, NeurIPS*, 2022. 8
- [19] Tsung-Yi Lin, Michael Maire, Serge J. Belongie, James Hays, Pietro Perona, Deva Ramanan, Piotr Dollár, and C. Lawrence Zitnick. Microsoft COCO: Common Objects in Context. In *ECCV*, 2014. 4
- [20] Evan Z Liu, Behzad Haghgoo, Annie S Chen, Aditi Raghunathan, Pang Wei Koh, Shiori Sagawa, Percy Liang, and Chelsea Finn. Just train twice: Improving group robustness without training group information. In *Proceedings of the 38th International Conference on Machine Learning*, pages 6781–6792. PMLR, 2021. 3
- [21] Ziwei Liu, Ping Luo, Xiaogang Wang, and Xiaoou Tang. Deep Learning Face Attributes in the Wild. In *2015 IEEE International Conference on Computer Vision (ICCV)*, pages 3730–3738, 2015. 1, 2, 5
- [22] Ziwei Liu, Ping Luo, Xiaogang Wang, and Xiaoou Tang. Deep Learning Face Attributes in the Wild. In *Proceedings of International Conference on Computer Vision (ICCV)*, 2015. 5

- [23] Ilya Loshchilov and Frank Hutter. Decoupled Weight Decay Regularization, 2019. 5
- [24] George A. Miller. WordNet: a lexical database for English. *Commun. ACM*, 38(11):39–41, 1995. 4, 5
- [25] Junhyun Nam, Hyuntak Cha, Sungsoo Ahn, Jaeho Lee, and Jinwoo Shin. Learning from failure: De-biasing classifier from biased classifier. In *Advances in Neural Information Processing Systems*, pages 20673–20684. Curran Associates, Inc., 2020. 3
- [26] Adam Paszke, Sam Gross, Soumith Chintala, Gregory Chanan, Edward Yang, Zachary DeVito, Zeming Lin, Alban Desmaison, Luca Antiga, and Adam Lerer. Automatic differentiation in pytorch. In *NIPS 2017 Workshop on Autodiff*, 2017. 5
- [27] Suzanne Petryk, Lisa Dunlap, Keyan Nasseri, Joseph E. Gonzalez, Trevor Darrell, and Anna Rohrbach. On guiding visual attention with language specification. *2022 IEEE/CVF Conference on Computer Vision and Pattern Recognition (CVPR)*, pages 18071–18081, 2022. 3
- [28] Mohammad Pezeshki, Diane Bouchacourt, Mark Ibrahim, Nicolas Ballas, Pascal Vincent, and David Lopez-Paz. Discovering Environments with XRM. In *Forty-first International Conference on Machine Learning*, 2024. 3
- [29] Joaquin Quiñero-Candela, Masashi Sugiyama, Anton Schwaighofer, and Neil D. Lawrence. *Dataset Shift in Machine Learning*. The MIT Press, 2008. 3
- [30] Alec Radford, Jong Wook Kim, Chris Hallacy, Aditya Ramesh, Gabriel Goh, Sandhini Agarwal, Girish Sastry, Amanda Askell, Pamela Mishkin, Jack Clark, et al. Learning transferable visual models from natural language supervision. In *International conference on machine learning*, pages 8748–8763. PMLR, 2021. 2, 4, 5
- [31] Andrew Slavin Ross, Michael C. Hughes, and Finale Doshi-Velez. Right for the Right Reasons: Training Differentiable Models by Constraining their Explanations, 2017. 3
- [32] Cynthia Rudin, Chaofan Chen, Zhi Chen, Haiyang Huang, Lesia Semenova, and Chudi Zhong. Interpretable machine learning: Fundamental principles and 10 grand challenges. *Statistics Surveys*, 16, 2022. 3
- [33] Shiori Sagawa, Pang Wei Koh, Tatsunori B. Hashimoto, and Percy Liang. Distributionally robust neural networks. In *International Conference on Learning Representations*, 2020. 3, 5, 7
- [34] Ramprasaath R. Selvaraju, Michael Cogswell, Abhishek Das, Ramakrishna Vedantam, Devi Parikh, and Dhruv Batra. Grad-cam: Visual explanations from deep networks via gradient-based localization. *Int. J. Comput. Vis.*, 2020. 3
- [35] Sukrut Rao and Moritz D Boehle and Amin Parchami-Araghi and Bernt Schiele. Studying How to Efficiently and Effectively Guide Models with Explanations. *2023 IEEE/CVF International Conference on Computer Vision (ICCV)*, pages 1922–1933, 2023. 3
- [36] Tatiana Tommasi, Novi Patricia, Barbara Caputo, and Tinne Tuytelaars. *A Deeper Look at Dataset Bias*, pages 37–55. Springer International Publishing, Cham, 2017. 3
- [37] V.N. Vapnik. An overview of statistical learning theory. *IEEE Transactions on Neural Networks*, 10(5):988–999, 1999. 4
- [38] Sahil Verma and Julia Rubin. Fairness definitions explained. In *Proceedings of the International Workshop on Software Fairness*, page 1–7, New York, NY, USA, 2018. Association for Computing Machinery. 3
- [39] C. Wah, S. Branson, P. Welinder, P. Perona, and S. Belongie. Caltech-ucsd birds 200. Technical Report CNS-TR-2011-001, California Institute of Technology, 2011. 5
- [40] Catherine Wah, Steve Branson, Peter Welinder, Pietro Perona, and Serge J. Belongie. The Caltech-UCSD Birds-200-2011 Dataset. <https://api.semanticscholar.org/CorpusID:16119123>, 2011. 1, 2, 5
- [41] Jianfeng Wang, Zhengyuan Yang, Xiaowei Hu, Linjie Li, Kevin Lin, Zhe Gan, Zicheng Liu, Ce Liu, and Lijuan Wang. GIT: A Generative Image-to-text Transformer for Vision and Language. *arXiv preprint arXiv:2205.14100*, 2022. 4
- [42] Xiaoting Shao and Arseny Skryagin and Wolfgang Stammer and Patrick Schramowski and Kristian Kersting. Right for Better Reasons: Training Differentiable Models by Constraining their Influence Functions. In *AAAI Conference on Artificial Intelligence*, 2021. 3
- [43] Yuzhe Yang, Haoran Zhang, Dina Katabi, and Marzyeh Ghassemi. Change is Hard: A Closer Look at Subpopulation Shift. In *International Conference on Machine Learning*, 2023. 7
- [44] Huaxiu Yao, Yu Wang, Sai Li, Linjun Zhang, Weixin Liang, James Zou, and Chelsea Finn. Improving out-of-distribution robustness via selective augmentation. In *International Conference on Machine Learning*, pages 25407–25437. PMLR, 2022. 3, 7
- [45] Xin Zhang, Yanzhao Zhang, Dingkun Long, Wen Xie, Ziqi Dai, Jialong Tang, Huan Lin, Baosong Yang, Pengjun Xie, Fei Huang, Meishan Zhang, Wenjie Li, and Min Zhang. mGTE: Generalized Long-Context Text Representation and Reranking Models for Multilingual Text Retrieval. *CoRR*, abs/2407.19669, 2024. 2, 4
- [46] Yuhui Zhang, Jeff Z. HaoChen, Shih-Cheng Huang, Kuan-Chieh Wang, James Zou, and Serena Yeung. Diagnosing and rectifying vision models using language. In *The Eleventh International Conference on Learning Representations, ICLR*, 2023. 8
- [47] Zaiying Zhao, Soichiro Kumano, and Toshihiko Yamasaki. Language-guided Detection and Mitigation of Unknown Dataset Bias, 2024. 1, 3, 8

ConceptDrift: Uncovering Biases through the Lens of Foundation Models

Supplementary Material

A. Zero-Shot Prompts

In Tab. A.1, we structured the class names used for initializing the initial weights of the linear layer, along with the prompt templates employed in the zero-shot classification experiments discussed in Sec. 5.4.

B. Biases and top class-neutral concepts

We present the exhaustive list of biases for the Waterbirds (Tab. B.1 & B.2), CelebA (Tab. B.3 & B.4) and Civil-Comments (Tab. B.5 & B.6) datasets. We also present top class-neutral concepts for ImageNet classes. Concept filtering on ImageNet was performed using WordNet relationships alone, without the intervention of a Large Language Model. Accounting for the size of the dataset, we will publish the available data on our repository upon acceptance, and we will restrict the presentation within the context of the current format to a few classes for illustrative purposes in Tab. B.7 -B.15.

C. Algorithm

We present the formal implementation of our proposed ConceptDrift approach in Alg. 1. We annotate the main steps presented in Sec. 3. At line 2, we initialize the class weights of our linear probing layer with the text embeddings of the class names, i.e. the zero-shot classification weights of the foundation model M . We then fine-tune the layer, at line 3, on the given dataset. At lines 5 and 6, we filter the list of concepts and compute the embeddings for the remaining class-neutral concepts. The filtering can be performed by means of employing WordNet associations, Large Language Models, or both. With the embeddings of the class-neutral concepts at hand, we proceed to determine the biases for each class. At line 7, we initialize our set of biases with an empty set, and we compute the similarities between each selected concept and each class at line 8.

We further proceed to iterate through each class (line 9). For a given class k , we compute the set of scores for all concepts with respect to class k and store it in s_k , at line 11. For each class-neutral concept, its ranking score for the current class is the difference between its similarity to the current class and the smallest similarity with a different class. Lines 12-14 formally implement the dynamic thresholding procedure proposed in Sec. 3. Finally, we select the concepts with ranking scores above the computed threshold and store them as biases for class k , at lines 15 and 16.

Algorithm 1 ConceptDrift

Input:

M - Foundation Model with associated text encoder

$(\mathcal{X}, \mathcal{Y})$ - Training set

$(\mathcal{X}_{val}, \mathcal{Y}_{val})$ - Validation set

K - list of class names

C_{all} - list of all concepts

r - window size for dynamic thresholding smoothing

Output: Identified positively correlated biases \mathcal{B} .

```
1: // Step 1. Model Training
2:  $\mathbf{W}^0 \leftarrow M(K)$ 
3:  $\mathbf{W} \leftarrow \text{ERM}(\mathbf{W}^0, M, (\mathcal{X}, \mathcal{Y}), (\mathcal{X}_{val}, \mathcal{Y}_{val}))$ 
4: // Step 2. Bias identification
5:  $C \leftarrow \text{Filter}(C_{all})$  // 2a. Filter concepts: LLM/WordNet
6:  $C^* \leftarrow M(C)$ 
7:  $\mathcal{B} \leftarrow \emptyset$ 
8:  $\mathbf{S} \leftarrow \mathbf{W}^\top C^*$  // 2b. Rank class-neutral concepts
9: for  $k \in \overline{1, |K|}$  do
10:   // 2c. Dynamic thresholding, for each class  $k$ 
11:    $s_k = [s_k - \min_{k' \in \overline{1, |K|}} s_{k', j}, \text{ for all } j \in \overline{1, |C|}]$ 
12:    $\bar{s}_k = \text{mean\_pool}(\text{reversed}(\text{sorted}(s_k)), r)$ 
13:    $p = |C| - r + 1$ 
14:    $th_k = \lfloor r/2 \rfloor + \arg \max_i \left( \bar{s}_{k,1} - i \frac{\bar{s}_{k,1} - \bar{s}_{k,p}}{p-1} - \bar{s}_{k,i} \right)$ 
15:    $b_k = C[s_k \geq th_k]$ 
16:    $\mathcal{B} = \mathcal{B} \cup (k, b_k)$  // Positively correlated biases
17: end for
18: return  $\mathcal{B}$ 
```

D. Loss to bias similarity correlation

To validate that the environments discovered through the partitioning approach from B2T [15], using the biases uncovered with our method, are indeed effective in reducing the model’s reliance on shortcuts, we analyzed the correlation between the similarity of each training image to biases and its training loss value under both ERM and GroupDRO training, using our identified groups. The results show a reduction in correlation scores across all biases, demonstrating that the revealed groups are relevant to the dataset’s underlying distribution, and can be effectively utilized with specific algorithms to mitigate the model’s dependence on spurious correlations. Fig. D.1 shows the Pearson correlation scores after an epoch of training on Waterbirds, on a subset of all biases.

Table A.1. Class names and prompts used in the zero-shot classification task.

	Waterbirds	CelebA	CivilComments
class names	waterbird landbird	non-blond hair blond hair	non-offensive offensive
zero-shot prompt	a photo of a {cls}	a photo of a person with {cls}	{cls}
bias-enhanced prompt	a photo of a {cls} in the {bias}	a photo of a {bias} with {cls}	a/an {cls} comment about {bias}

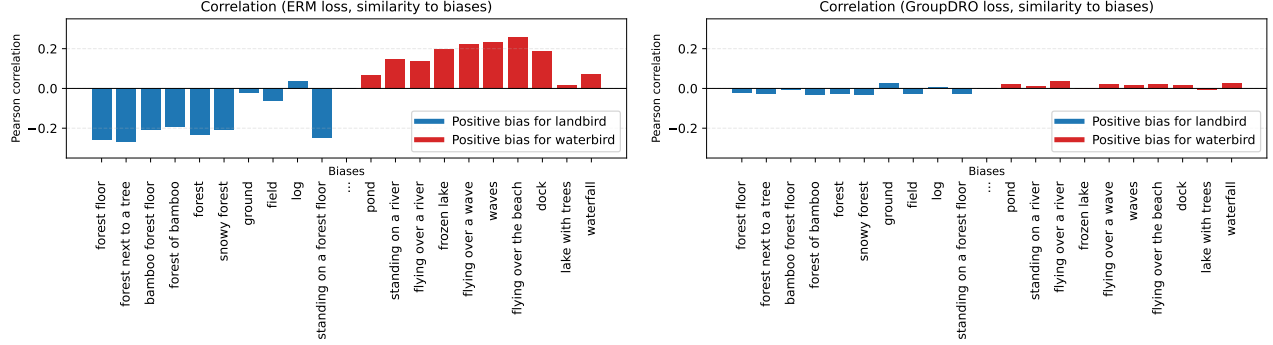


Figure D.1. Correlation(sample_loss, sample_to_bias similarity) under ERM/GDRO after one epoch of training on Waterbirds. Loss correlation w/ biases, ERM vs GroupDRO using groups created with the B2T partitioning method. It can be seen that, when training with ERM, loss value is highly correlated with the biases. In contrast, GroupDRO reduces the correlations, intuitively showing that biases discovered with our method are closely related to the ground truth groups of the dataset, being used as shortcuts by the model unless mitigated.

Table B.1. Top Waterbirds class-neutral concepts for "landbird".

Landbird	Score
forest floor	0.055562317
forest next to a tree	0.053587496
bamboo forest floor	0.05134508
forest of bamboo	0.04781133
forest	0.047080815
snowy forest	0.044688106
ground	0.043406844
field	0.043168187
log	0.043052554
standing on a forest floor	0.041143
grass covered	0.040526748
tree branch in a forest	0.039670765
forest with trees	0.03949821
tree in a forest	0.039123535
bamboo forest	0.03876221
front of bamboo	0.037381053
mountain	0.036155403
forest of trees	0.03600967
flying through a forest	0.035692394
platform	0.03565806
standing in a forest	0.034528017
hill	0.03341371

Table B.2. Top Waterbirds class-neutral concepts for "waterbird".

Waterbird	Score
swimming in the water	0.11482495
water lily	0.10905403
boat in the water	0.1066975
floating in the water	0.106155455
water	0.106134474
flying over the water	0.10561061
standing in the water	0.10444009
sitting in the water	0.103776515
body of water	0.09977633
water in front	0.0902465
standing in water	0.086544394
water and one	0.08424729
swimming	0.07818574
standing on a lake	0.06565446
flying over the ocean	0.06509364
flying over a pond	0.06463468
boats	0.061231434
lifeguard	0.06122452
flying over a lake	0.060126305
boat	0.0571931
pond	0.053261578

Table B.3. Top CelebA class-neutral concepts for "non-blonde".

Non-Blonde	Score
hat on and a blue	0.13952243
hat on and a man	0.13853341
man in the hat	0.13803285
man who made	0.13307464
man behind	0.13247031
man with the hat	0.13186401
man is getting	0.12861347
actor	0.12726557
dark	0.12713176
man in a blue	0.1269682
person	0.12541258
man in the blue	0.124844134
man is not a man	0.12308431
man	0.12290484
large	0.1228559
shirt on in a dark	0.12170941
hat	0.121646166
close	0.12146461
man with the blue	0.12136656
man face	0.12130207

Table B.4. Top CelebA class-neutral concepts for "blonde".

Blonde	Score
yellow	-0.021363914
white	-0.04120779
golden	-0.041870475
woman with blowing	-0.042802572
woman with laughing	-0.046326935
girl with blue eyes	-0.050636113
woman with playing	-0.0510059
girl next door	-0.05101496
woman with green	-0.05205536
sweater	-0.054968417
gold	-0.057154775
scarf	-0.0585289
pale	-0.05990547
woman with blue eyes	-0.05999875
tank top	-0.060728252

Table B.5. Top CivilComments class-neutral concepts for "non-offensive".

Non-offensive	Score
allowing	0.07341421
work	0.06982881
made	0.069063246
talk	0.06858361
none are needed	0.067236125
check	0.06664443
helping keep the present	0.06531584
policy	0.06339955
campaign	0.06333798
involved in the first place	0.063222766
Cottage	0.063149124
IDEA	0.06310266
stories	0.0625782
job	0.06236595
allowed	0.062137783
latest news about the origin	0.062061936
giving others who have experienced	0.061925888
proposed	0.061897278
one purpose	0.06122935
starting	0.061154723
small	0.061071455
question	0.060854554
practice	0.060740173
raised	0.060681045
entering	0.060585797
registered	0.060475767
beliefs	0.060165346
accept that they are promoting	0.060070753
Security	0.059328556
new	0.059324086
subject	0.058983028
close	0.058632135
views	0.058573127
Hold	0.058341324
reality for a change	0.058261245
built at that parish	0.057885766
rest	0.057804525
historic	0.057656527
concept	0.057422698
people	0.057151675
passage seems to in reflection	0.05699992
attempt	0.056797385

Table B.6. Top CivilComments class-neutral concepts for "offensive".

"Offensive" – Top Concepts	Score
hypocrisy	0.046756804
troll	0.035944045
silly	0.029536605
hate	0.013704538
silly how do you study	0.00325954
spite	0.002645433
kid you have the absolute	0.001619577
die on the golf	-0.001492977
Muslim Canadians Party	-0.002062559
serve them at the lunch	-0.00358063
culture is no worse	-0.005233765
banned	-0.006861687
pretend they are all goodness	-0.007072449
pop that particular rainbow	-0.008466244
member becomes so sick	-0.008648455
men and she wanted	-0.008733362
Canadian Muslims	-0.009060442
destroy	-0.010027111
six Baltic	-0.01069364
customers when it not acceptable	-0.011366904

Table B.7. Top ImageNet class-neutral concepts for "American Lobster".

"American Lobster" – Top Concepts	Score
pasta with shrimp	0.3148532
adirondack sitting	0.31178916
large shrimp	0.3085378
shrimp and pasta	0.30821544
shrimp cooking	0.3032636
large cast cooking	0.30282205
pasta with shrimp and cheese	0.2984723
adirondack	0.29169592
and mussels	0.2904386
legs and other seafood	0.28870153
close up of a shrimp	0.2871693
of pasta with shrimp	0.2823377
seafood	0.2808096
mussels	0.28018713
cast cooking	0.27951774
shrimp and cheese	0.27841187
shrimp	0.2726224

Table B.8. Top ImageNet class-neutral concepts for "Bald Eagle".

"Bald Eagle" – Top Concepts	Score
osprey flying	0.2888234
osprey	0.27377927
row of american flags	0.26513425
group of american flags flying	0.25681192
american flag and american flag	0.23945728
emu standing	0.23752406
yellowstone national	0.23740456

Table B.9. Top ImageNet class-neutral concepts for "Ballpoint Pen".

"Ballpoint Pen" – Top Concepts	Score
wearing a pilot	0.36252645
markers	0.36050144
sharpie	0.34563553
stylus	0.34399948
pair of eyeglasses	0.32426757
notepad	0.3228797
calligraphy	0.3222967
paint and markers	0.32198787
close up of a needle	0.32131955
on a straw	0.3209229
and markers	0.32090995
eyeglasses	0.31017447
dots	0.30764964
crayons	0.30598855

Table B.10. Top ImageNet class-neutral concepts for "Crossword".

"Crossword" – Top Concepts	Score
reading a newspaper	0.30469692
man reading a newspaper	0.29045385
crochet squares	0.28316277
sitting on a newspaper	0.27749887
newspaper sitting	0.27106437
crochet squares in a square	0.2708223
newspaper that has the words	0.26934764
holding a newspaper	0.26375395
newspaper while sitting	0.26288068
newspaper laying	0.25538272
square with a few crochet	0.2461972
square with a crochet	0.24225119
square of crochet squares	0.23986068
checkerboard	0.23797607
crochet blanket in a square	0.2364017
square of square crochet	0.23590976
on a newspaper	0.2357213
crochet square with a crochet	0.23569846
crochet blanket with a crochet	0.23438567
newspaper	0.23315597
crochet with a square	0.23304509
crochet square	0.23259673
newspaper sitting on	0.23098715
square of crochet yarn	0.2291883
square crochet	0.22903368
crochet blanket with a square	0.22888878
crochet square sitting	0.22860557
crochet in a square	0.22856355
square with a single crochet	0.22752959
free crochet	0.22748157
newspaper with	0.22672665
is on a newspaper	0.2257084
crochet blanket	0.22547376
checkered blanket	0.22514643
square of crochet	0.22324148

Table B.11. Top ImageNet class-neutral concepts for "Coffemaker".

"Coffemaker" – Top Concepts	Score
kettle sitting on	0.43714887
with a kettle	0.4207235
thermos	0.40833473
kettle	0.40526068
kettle sitting	0.3881535
stovetop maker	0.37747166
kettle kettle	0.37671012
kettle kettle kettle kettle	0.37649006
vases and vases	0.37567452
kettle kettle kettle	0.37547356
flask	0.37485123
kettle kettle kettle kettle kettle	0.37305972
large canister	0.37186915
flasks	0.36940324
decorative vases sitting	0.3683877
kitchen aid	0.36793774
milkshakes	0.36605325
large pottery	0.36506
set of kitchen	0.3650242
cookbook	0.36469316
vases sitting	0.3643943

Table B.12. Top ImageNet class-neutral concepts for "Doormat".

"Doormat" – Top Concepts	Score
brick sidewalk	0.37059835
laying on gravel	0.34978455
laying on a carpeted	0.34279323
crochet blanket	0.3421431
sitting on a carpeted	0.34104648
laying on a step	0.3400078
crochet blanket in a square	0.33642814
brick walkway	0.3319164
carpeted floor	0.33067068
on a brick sidewalk	0.32878387
crochet blanket with a crochet	0.32599914
floor with a welcome	0.32548892
square of crochet yarn	0.32428077
crochet blanket made	0.32336423
carpeted staircase	0.3227385
dot blanket	0.3213501
mosaic floor	0.32125634
crocheted blanket	0.31886423
on a blanket	0.3182252
crochet blanket with a square	0.31753486
square of crochet squares	0.3169018
crochet squares	0.3152317
standing in a doorway	0.3126963

Table B.13. Top ImageNet class-neutral concepts for "Eraser".

"Eraser" – Top Concepts	Score
crayons	0.38733196
chalk	0.37349075
graphite	0.36778685
crayon	0.36178917
charcoal	0.351962
lip balm lip	0.35033816
band aid cookie	0.34825876
lip balm	0.3409983
nose sticking	0.34016216
sticking	0.33971623
markers	0.33940658
matchbox	0.33480892
wand	0.33415005
stylus	0.3318595
band aid card	0.33174193
toothbrush	0.33009088
office supplies	0.32956824
band aid flexible	0.32946587

Table B.14. Top ImageNet class-neutral concepts for "Fire Truck".

"Fire Truck" – Top Concepts	Score
firefighter spraying	0.34155905
group of firefighters	0.3347583
firefighters	0.33051446
firefighter	0.31450543
firefighter wearing	0.2843979
hydrant spraying	0.26793447
firefighter wearing a	0.26590723
firefighter cuts	0.2613345
farmall parked	0.2591076
dashboard with flames	0.25825307
flames painted	0.2540929

Table B.15. Top ImageNet class-neutral concepts for "Guacamole".

"Guacamole" – Top Concepts	Score
tomatoes and avocado	0.33948907
avocado	0.3125001
nachos	0.30761188
ham and parsley	0.2960047
with avocado	0.2952027
colorful mexican	0.28313732
bacon and parsley	0.27773544
of avocado	0.2754345
side of salsa	0.27470407
peridot	0.2734925
salsa	0.27124816
nachos with	0.27092364
lime body	0.27088284
cheese and parsley	0.26951405
pile of limes	0.26944226
peas and bacon	0.2671204
limes and limes	0.26682717
lime cut	0.2662533
nachos with and	0.26580203
pasta with peas	0.2626204
tacos	0.2619322
pasta with ham and parsley	0.26183394
tomatoes and cilantro	0.26161948