




Symmetry in Hyper Suprime-Cam galaxy spin directions

RICHARD STISKALEK ¹ AND HARRY DESMOND ²

¹*Astrophysics, University of Oxford, Denys Wilkinson Building, Keble Road, Oxford, OX1 3RH, UK*

²*Institute of Cosmology & Gravitation, University of Portsmouth, Dennis Sciama Building, Portsmouth, PO1 3FX, UK*

ABSTRACT

We perform a Bayesian analysis of anisotropy in binary galaxy spin directions in the Hyper-Suprime Cam Data Release 3 catalogue, in response to a recent claim that it exhibits a dipole (Shamir 2024). We find no significant evidence for anisotropy, or for a direction-independent spin probability that differs from 0.5. These results are unchanged allowing for a quadrupole or simply searching for a fixed anisotropy between any two hemispheres, and the Bayes factor indicates decisive evidence for the isotropic model. Our principled method contrasts with the ad-hoc statistic employed by Shamir (2024). Our code is available at .

Keywords: Galaxies (573) — Large-scale structure of the universe (902) — Bayesian statistics (1900) — Astrostatistics (1882)

1. INTRODUCTION

The Universe is generally thought to be homogeneous and isotropic on large scales, in accordance with the cosmological principle (Ntelis et al. 2017; Gonçalves et al. 2017, 2018; Dias et al. 2023). However, several observations such as the cosmic microwave background anomalies (Jones et al. 2023), large-scale velocity multipoles (Kalbouneh et al. 2023; Hu et al. 2024), bulk flows (Watkins et al. 2023), and discrepancies between the cosmic microwave background and distant matter rest frames (Rameez et al. 2018; Migkas et al. 2020; Secrest et al. 2022; Dam et al. 2023; Horstmann et al. 2022; Sorrenti et al. 2023), point to possible anisotropies. As the cosmological principle is no more than a simplifying assumption, it is important to stress-test it in as many ways as possible.

There have been claims for anisotropy in the directions of galaxy spins, forming a dipole axis that would violate large-scale isotropy (e.g., Longo 2011; McAdam & Shamir 2023). Most recently, Shamir (2024) claims a more than 3σ detection of such a dipole in spins derived from Hyper Suprime-Cam Data Release 3 (HSC DR3; Aihara et al. 2022). Shamir (2024) also claims a monopole in spin probability that is inconsistent with 0.5, with galaxies rotating opposite to the Milky Way (as seen from Earth) significantly more common than those rotating in the same direction.

The claims of anisotropy prior to Shamir (2024) were recently revisited by Patel & Desmond (2024) who found no significant evidence for a dipole or a monopole differing from 0.5 in any dataset that was publicly available at that time. This was shown through both a standard Bayesian and frequentist analysis, including validation on mock data. The discrepancy with the conclusions of Longo (2011); McAdam & Shamir (2023) was found to be the unprincipled statistics that they employed. Here we adapt the framework of Patel & Desmond (2024) to the new HSC data to show that this also does not indicate an anomalous monopole, dipole or quadrupole.

2. METHODOLOGY

We take the HSC DR3 data from https://people.cs.ksu.edu/~lshamir/data/asymmetry_hsc/, which matches that used by Shamir (2024). This has spin directions calculated by GANALYZER, an automated algorithm for galaxy classification (Shamir 2011). We assume that these spin assignments are correct; a bias in the assignment would be

much more likely to introduce a spurious dipole than spuriously remove a true one. The catalogue is illustrated in the left panel of Figure 1.

We employ the Bayesian methodology of Patel & Desmond (2024), which we now briefly summarise. We denote the spin direction of the i^{th} galaxy relative to the Milky Way as s_i , which can be either Z-wise or S-wise. The likelihood of Z-wise spin is

$$\mathcal{L}(s_i|M, D, \hat{\mathbf{d}}, Q, \hat{\mathbf{q}}_1, \hat{\mathbf{q}}_2) = M + D \left(\hat{\mathbf{d}} \cdot \hat{\mathbf{n}}_i \right) + Q \left(\hat{\mathbf{q}}_1 \cdot \hat{\mathbf{n}}_i \hat{\mathbf{q}}_2 \cdot \hat{\mathbf{n}}_i - \frac{1}{3} \hat{\mathbf{q}}_1 \cdot \hat{\mathbf{q}}_2 \right) \quad (1)$$

where M is the monopole (direction-independent preference for each spin direction), D the dipole magnitude (preference for dipole anisotropy) and $\hat{\mathbf{d}}$ is a unit vector pointing in the direction of the dipole (using equatorial coordinates throughout). Q is the strength of a possible quadrupole with unit axes $\hat{\mathbf{q}}_1$ and $\hat{\mathbf{q}}_2$. $\hat{\mathbf{n}}_i$ is the unit vector in the direction of the galaxy. We use uniform priors on M , D and Q and on the area element of all unit vectors. The likelihood of S-wise spin is $1 - \mathcal{L}$, and we assume that all galaxies are independent such that the dataset likelihood is simply $\prod_i \mathcal{L}_i$. We run separate analyses to assess monopole-only, monopole plus dipole, and monopole, dipole plus quadrupole models. Isotropy corresponds to $D = 0$ and $Q = 0$, and an overall balance between Z-wise and S-wise spins corresponds to $M = 0.5$.

We upgrade the code of Patel & Desmond (2024) to use JAX¹ for automatic differentiation, sampling the posterior using the No U-Turns Sampler (NUTS; Hoffman & Gelman 2011) method of Hamiltonian Monte Carlo (HMC) as implemented in NumPyro² (Phan et al. 2019; Bingham et al. 2019). We run the code for 1,000 warm-up steps and additional 9,000 sampling steps to ensure that the Gelman–Rubin statistic is 1 to within 10^{-3} (Gelman & Rubin 1992).

3. RESULTS AND DISCUSSION

We first allow a monopole and dipole, showing the posterior in the right panel of Figure 1. We find that M is consistent with 0.5, indicating no preference for one spin direction over the other, and that D is consistent with 0 to within 2σ , indicating no significant dipole. That $M \approx 0.5$ is unsurprising given that the average spin in the sample is 0.499, and that $D \approx 0$ is unsurprising given the poor sky coverage of the HSC data (see left panel of Figure 1). This makes the constraints on D a few times weaker than those of the other datasets, with better sky coverage, studied in Patel & Desmond (2024). We then run the monopole-dipole-quadrupole inference, finding the same results and that Q is consistent with 0. Following Shamir (2024) we also try splitting the data into the redshift ranges $0 < z < 0.1$ and $0.1 < z < 0.2$, finding near-identical results in both cases. We also investigate the “hemisphere anisotropy” model of Patel & Desmond (2024) which neglects the $\cos \theta$ dependence of the dipole, finding the anisotropy parameter A to be consistent with 0 within 2σ .

Finally, we compute the Bayes factor describing the relative probability of the monopole-only and monopole-dipole models, i.e. the preference for adding a dipole. As the Bayesian evidence is prior-dependent we try two ranges for the uniform prior on D : 0 to 0.1 and 0 to 0.5 (both fully enclosing the posterior in all cases). We calculate the evidence for the monopole-only model analytically, and use the `harmonic` package³ (McEwen et al. 2021; Polanska et al. 2024) to compute it for the monopole-plus-dipole case directly from the HMC chain. We find \log_{10} evidence ratios in favour of the monopole-only model of 5.71 and 4.61 for the looser and tighter D priors, respectively. Even in the latter case this corresponds to a Bayes factor of 40,738 in favour of the monopole-only model, which is “decisive” on the Jeffreys’ scale.

We conclude that there is no evidence for an anisotropy of any kind in the spin directions of the HSC DR3 dataset, just as there is not in any other. That the opposite is found in Shamir (2024) is attributable to the use of an ad-hoc, off- χ^2 statistic as detailed in Sec. 4.3 of Patel & Desmond (2024).

DATA AVAILABILITY

Our analysis code is available at <https://github.com/astro-informatics/harmonic>. The annotated HSC DR3 data is available at https://people.cs.ksu.edu/~lshamir/data/asymmetry_hsc/.

ACKNOWLEDGEMENTS

¹ <https://jax.readthedocs.io/en/latest/>

² <https://num.pyro.ai/en/latest>

³ <https://github.com/astro-informatics/harmonic>

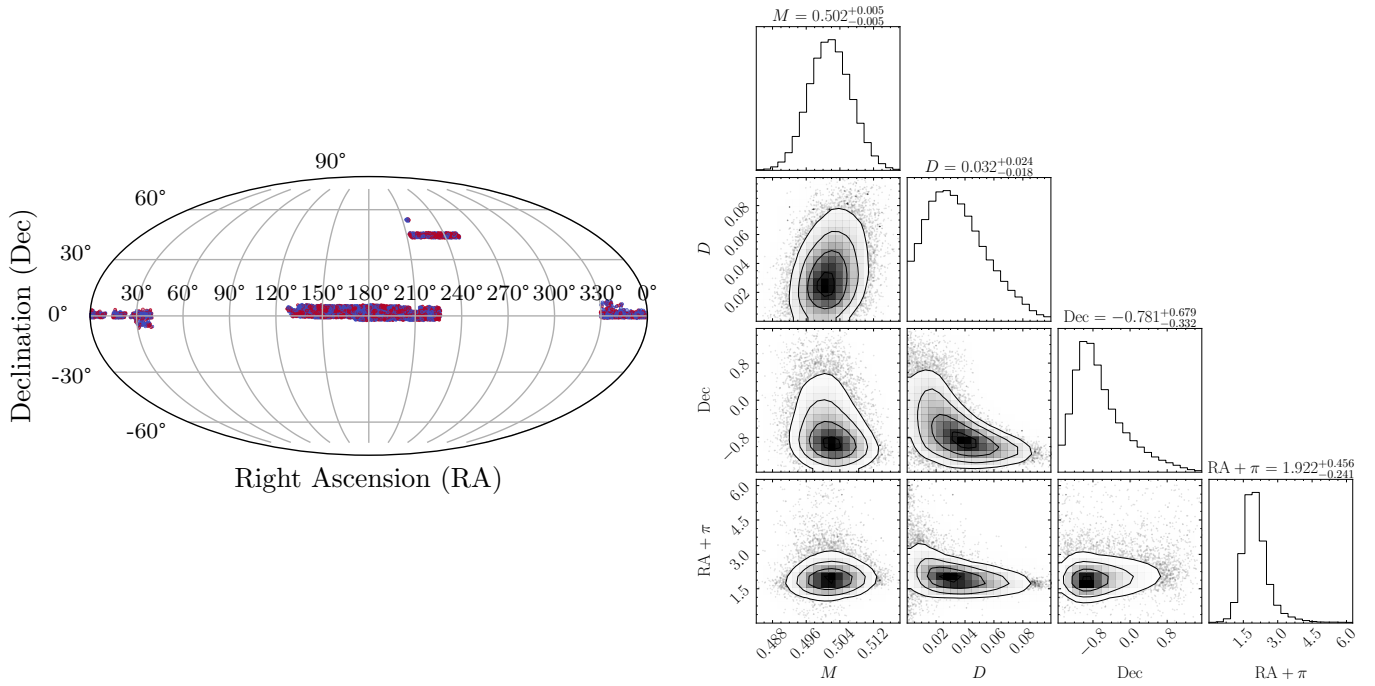


Figure 1. *Left:* Sky distribution of the HSC DR3 galaxies in equatorial Mollweide projection, with galaxies spinning S-wise in blue and Z-wise in red. *Right:* Corner plot from the monopole+dipole inference, indicating a dipole magnitude D consistent with 0.

We thank Dhruva Patel for contributions to the paper on which our analysis is based.

RS acknowledges financial support from STFC Grant No. ST/X508664/1 and the Snell Exhibition of Balliol College, Oxford. HD is supported by a Royal Society University Research Fellowship (grant no. 211046).

For the purpose of open access, we have applied a Creative Commons Attribution (CC BY) licence to any Author Accepted Manuscript version arising.

REFERENCES

- Aihara, H., AlSayyad, Y., Ando, M., et al. 2022, PASJ, 74, 247, doi: [10.1093/pasj/psab122](https://doi.org/10.1093/pasj/psab122)
- Bingham, E., Chen, J. P., Jankowiak, M., et al. 2019, Journal of Machine Learning Research, 20, 1. <http://jmlr.org/papers/v20/18-403.html>
- Dam, L., Lewis, G. F., & Brewer, B. J. 2023, MNRAS, 525, 231, doi: [10.1093/mnras/stad2322](https://doi.org/10.1093/mnras/stad2322)
- Dias, B. L., Avila, F., & Bernui, A. 2023, MNRAS, 526, 3219, doi: [10.1093/mnras/stad2980](https://doi.org/10.1093/mnras/stad2980)
- Gelman, A., & Rubin, D. B. 1992, Statistical Science, 7, 457, doi: [10.1214/ss/1177011136](https://doi.org/10.1214/ss/1177011136)
- Gonçalves, R. S., Carvalho, G. C., Bengaly, C. A. P., Carvalho, J. C., & Alcaniz, J. S. 2018, MNRAS, 481, 5270, doi: [10.1093/mnras/sty2670](https://doi.org/10.1093/mnras/sty2670)
- Gonçalves, R. S., Carvalho, G. C., Bengaly Jr, C. A. P., et al. 2017, MNRAS, 475, L20, doi: [10.1093/mnras/slx202](https://doi.org/10.1093/mnras/slx202)
- Hoffman, M. D., & Gelman, A. 2011, arXiv e-prints, arXiv:1111.4246, doi: [10.48550/arXiv.1111.4246](https://doi.org/10.48550/arXiv.1111.4246)
- Horstmann, N., Pietschke, Y., & Schwarz, D. J. 2022, A&A, 668, A34, doi: [10.1051/0004-6361/202142640](https://doi.org/10.1051/0004-6361/202142640)
- Hu, J. P., Wang, Y. Y., Hu, J., & Wang, F. Y. 2024, A&A, 681, A88, doi: [10.1051/0004-6361/202347121](https://doi.org/10.1051/0004-6361/202347121)
- Jones, J., Copi, C. J., Starkman, G. D., & Akrami, Y. 2023, arXiv e-prints, arXiv:2310.12859, doi: [10.48550/arXiv.2310.12859](https://doi.org/10.48550/arXiv.2310.12859)
- Kalbouneh, B., Marinoni, C., & Bel, J. 2023, PhRvD, 107, 023507, doi: [10.1103/PhysRevD.107.023507](https://doi.org/10.1103/PhysRevD.107.023507)
- Longo, M. J. 2011, Physics Letters B, 699, 224, doi: [10.1016/j.physletb.2011.04.008](https://doi.org/10.1016/j.physletb.2011.04.008)
- McAdam, D., & Shamir, L. 2023, Advances in Astronomy, 2023, 1, doi: [10.1155/2023/4114004](https://doi.org/10.1155/2023/4114004)
- McEwen, J. D., Wallis, C. G. R., Price, M. A., & Spurio Mancini, A. 2021, arXiv e-prints, arXiv:2111.12720, doi: [10.48550/arXiv.2111.12720](https://doi.org/10.48550/arXiv.2111.12720)
- Migkas, K., Schellenberger, G., Reiprich, T. H., et al. 2020, A&A, 636, A15, doi: [10.1051/0004-6361/201936602](https://doi.org/10.1051/0004-6361/201936602)

- Ntelis, P., Hamilton, J.-C., Le Goff, J.-M., et al. 2017, JCAP, 2017, 019, doi: [10.1088/1475-7516/2017/06/019](https://doi.org/10.1088/1475-7516/2017/06/019)
- Patel, D., & Desmond, H. 2024, MNRAS, 534, 1553, doi: [10.1093/mnras/stae2158](https://doi.org/10.1093/mnras/stae2158)
- Phan, D., Pradhan, N., & Jankowiak, M. 2019, arXiv e-prints, arXiv:1912.11554, doi: [10.48550/arXiv.1912.11554](https://doi.org/10.48550/arXiv.1912.11554)
- Polanska, A., Price, M. A., Piras, D., Spurio Mancini, A., & McEwen, J. D. 2024, arXiv e-prints, arXiv:2405.05969, doi: [10.48550/arXiv.2405.05969](https://doi.org/10.48550/arXiv.2405.05969)
- Rameez, M., Mohayaee, R., Sarkar, S., & Colin, J. 2018, MNRAS, 477, 1772, doi: [10.1093/mnras/sty619](https://doi.org/10.1093/mnras/sty619)
- Secrest, N. J., von Hausegger, S., Rameez, M., Mohayaee, R., & Sarkar, S. 2022, ApJL, 937, L31, doi: [10.3847/2041-8213/ac88c0](https://doi.org/10.3847/2041-8213/ac88c0)
- Shamir, L. 2011, ApJ, 736, 141, doi: [10.1088/0004-637X/736/2/141](https://doi.org/10.1088/0004-637X/736/2/141)
- . 2024, arXiv e-prints, arXiv:2410.15269. <https://arxiv.org/abs/2410.15269>
- Sorrenti, F., Durrer, R., & Kunz, M. 2023, JCAP, 2023, 054, doi: [10.1088/1475-7516/2023/11/054](https://doi.org/10.1088/1475-7516/2023/11/054)
- Watkins, R., Allen, T., Bradford, C. J., et al. 2023, MNRAS, 524, 1885, doi: [10.1093/mnras/stad1984](https://doi.org/10.1093/mnras/stad1984)