

---

# FIPER: Factorized Features for Robust Image Super-Resolution and Compression

---

Yang-Che Sun<sup>1</sup> Cheng Yu Yeo<sup>1</sup> Ernie Chu<sup>2</sup> Jun-Cheng Chen<sup>3</sup> Yu-Lun Liu<sup>1</sup>

<sup>1</sup>National Yang Ming Chiao Tung University <sup>2</sup>Johns Hopkins University <sup>3</sup>Academia Sinica

## Abstract

In this work, we propose using a unified representation, termed **Factorized Features**, for low-level vision tasks, where we test on **Single Image Super-Resolution (SISR)** and **Image Compression**. Motivated by the shared principles between these tasks, they require recovering and preserving fine image details, whether by enhancing resolution for SISR or reconstructing compressed data for Image Compression. Unlike previous methods that mainly focus on network architecture, our proposed approach utilizes a basis-coefficient decomposition as well as an explicit formulation of frequencies to capture structural components and multi-scale visual features in images, which addresses the core challenges of both tasks. We replace the representation of prior models from simple feature maps with Factorized Features to validate the potential for broad generalizability. In addition, we further optimize the compression pipeline by leveraging the mergeable-basis property of our Factorized Features, which consolidates shared structures on multi-frame compression. Extensive experiments show that our unified representation delivers state-of-the-art performance, achieving an average relative improvement of 204.4% in PSNR over the baseline in Super-Resolution (SR) and 9.35% BD-rate reduction in Image Compression compared to the previous SOTA. Project page: <https://jayisaking.github.io/FIPER/>

## 1 Introduction

Single-image super-resolution (SISR) aims to recover high-quality images from low-resolution inputs, with accuracy depending on precise restoration of fine details and geometric correspondences (e.g., stripes, grids, textures). CNN pioneers [24, 59] were followed by GAN-based methods for perceptual realism [47] and Transformer networks for long-range context [14]. Swin-based variants further boosted performance [22, 18, 19, 71], inspiring ever-heavier architectures. These prior works optimize network design while neglecting the underlying image-content representations themselves. On the other hand, decomposition-based methods [66, 44, 39] seek to model the frequency components directly through adding Fourier- or Wavelet-like bottlenecks in the middle. Although these designs can indeed better capture the recurring visual patterns in learning effective SR representations than aforementioned methods, as illustrated in fig. 1, they still suffer from poor perceptual quality.

This raises a critical question: beyond a simple network output, can we derive a formulation that more effectively captures these patterns and aligns with the goals of SISR?

Conventional multi-scale pyramids aggregate features at several resolutions, but they store all activations densely, do not disentangle frequency content, and cannot be shared directly across tasks. Instead, our factorized descriptor decomposes images into generalizable basis  $\times$  coefficient pairs, providing an explicit multi-frequency handle through different modulations.

On the other hand, image compression serves as a fundamental task in low-level vision applications, where the traditional compression standards [41, 95, 92] lay the groundwork. The emerging learned image compression models [8, 3, 34, 62, 80, 20], compression algorithms of which mostly follow

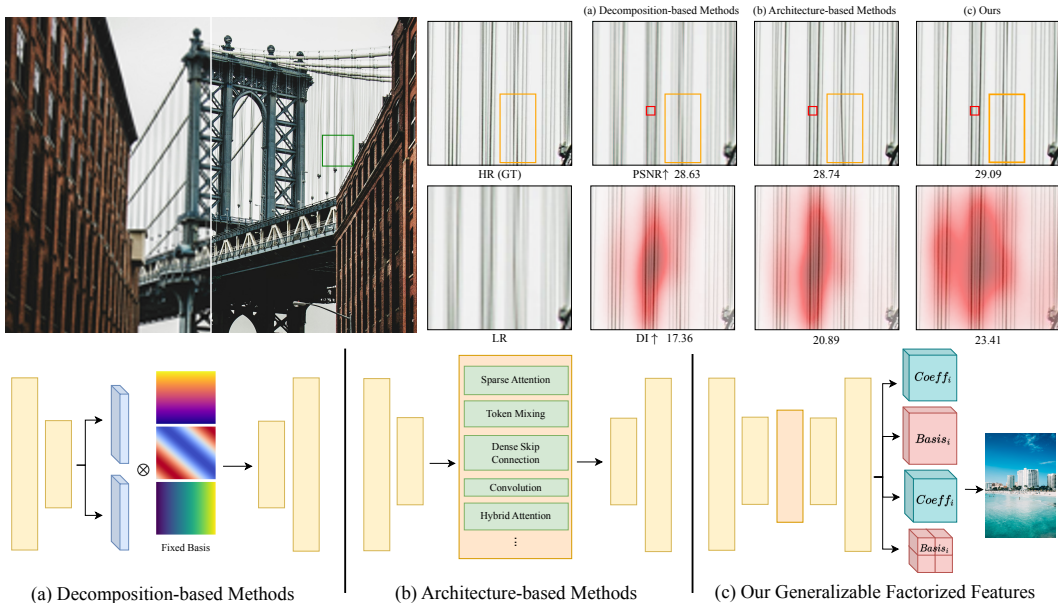


Figure 1: In this work, we propose to represent images by **Factorized Features**, contrasting with prior methods that either (a) rely on fixed-basis decomposition [66, 39] or (b) introduce various complex model blocks [15, 71] such as sparse attention, dense skip connection, etc. As highlighted in the **orange** boxes, (a) successfully captures periodic line structures but suffers from lower fidelity, while (b) cannot recover those repeating patterns without explicit frequency modeling. In contrast, our method (c) uses learned decomposition with generalizable bases to deliver high-fidelity reconstruction while preserving periodic structures. We also present LAM [32] and Diffusion Index (DI) [32] for reconstructing the **red**-boxed patch, with its pixel-importance map shown on the middle row; a higher DI indicates more pixel utilization.

the pixel-space transform coding [8, 31] paradigm, then introduce a variety of networks [96, 62, 106, 67, 27] or difference losses [35] to further optimize compression efficiency by learning more compact latent representations and improving reconstruction quality. Specifically, they convert pixels into compact representations through a transform module, which eliminates the redundancy and reduces the bit cost in the subsequent entropy coding process. However, the core challenge of image compression is to accurately reconstruct the information lost during compression and quantization. In other words, the models can essentially be viewed as reconstructing a high-quality image from its ‘low-resolution’ version, much like Super-Resolution or all other common low-level vision tasks such as image restoration, deblurring, denoising, etc.

Based on the aforementioned analysis, it becomes clear that although these tasks appear to be distinct, they share mutual similarities in two key aspects: (1) The tasks require models to restore fine details from low-quality image content, as well as implicitly capture and reconstruct repetitive structural elements. (2) They aim to conserve image quality, either by enhancing resolution or efficiently compressing data without significant loss of perceptual fidelity. Hence, inspired by recent advances in decomposition fields and matrices factorization in 3D scene modeling [11, 81, 9, 28, 7, 12, 30], we propose a unified representation, **Factorized Features**, with generalizable Coefficient Backbone and Basis Transformer for learned coefficient and basis, respectively. This approach explicitly captures multi-scale visual features and repetitive structural components in images through a basis-coefficient decomposition. The resulting representation strikes a balance between being compact and information-rich, enabling the resolution of structural ambiguities and the precise modeling of image details through a multi-frequency formulation.

Finally, we also propose consolidating multiple bases into one through a network for multi-image processing, as in traditional Discrete Fourier Transform, all signals of same size are reconstruct by the same set of basis functions, and we argue that learned shared basis can leverage the mutual information across multiple images to capture common structures.

The main contributions of this paper are summarized as follows:

- We identify the weakness of previous similar representations and propose a refined representation, Factorized Features, based on thorough analysis as in section 4.1 for coarse and fine details of images via explicitly modeling multi-scale visual features and structural components.
- We generalize such image descriptors to learned settings on super-resolution and image compression, with potential applicability to broader low-level vision tasks.
- We demonstrate state-of-the-art performance on benchmarks for both super-resolution and image compression through extensive experiments.

## 2 Related Works

**Super-Resolution (SR).** Image super-resolution (SISR) aims to reconstruct high-resolution (HR) images from low-resolution (LR) inputs, which is crucial for computer vision. Early CNN-based methods [24, 59, 113, 89, 43] introduced residual [48, 61, 94, 112, 111, 21, 58] and recursive learning [19, 90]. GAN-based approaches [47, 48, 97, 98] improved perceptual quality but faced spatial-locality constraints, leading to Transformer-based SISR models [14, 53]. SwinIR [55] integrated window attention with Swin Transformer [69], inspiring further advancements [22, 114, 109, 21, 71]. Hybrid models such as CRAFT [50], DAT [18], and HAT [15] optimize feature aggregation, while RGT [19] enhances spatial details efficiently. Recent efficient Transformer variants such as Restormer [105] and Uformer [99] demonstrate that lightweight attention or activation-free blocks can match or surpass heavier designs. Diffusion-based methods such as DDRM [42] provide an orthogonal line of plug-and-play restoration priors, with recent advances extending to video restoration [104], reference-based face restoration [37], and inpainting tasks [64]. Additionally, learned pipeline approaches [68] reverse the image formation process for reconstruction tasks.

**Spectral Coordinate Transforms.** A separate line of work seeks to encode coordinates rather than deepen the backbone. Fourier Features [91, 78] map input positions to a fixed harmonic basis, enabling MLPs to model high-frequency detail. CoordConv [65] expands convolutional layers with raw  $(x, y)$  channels to facilitate spatial reasoning. On the other hand, sawtooth coordinate transformation  $\gamma(\cdot)$ , of our Factorized Features, *folds* space into a piece-wise linear triangle wave and produces evenly spaced spectral peaks (see section 4.1) that favor sparse and low-rank Factorized Features. Unlike the above encoding, our basis-coefficient decomposition paired with  $\gamma$  can be trained end-to-end and reused directly in both super-resolution and compression pipelines.

**Image Compression (IC).** Deep learning surpasses traditional codecs such as JPEG [95] and JPEG-2000 [92], with CNN-based [8, 4, 33], Transformer-based [45, 115, 100, 25, 27, 106, 67, 29], and GAN-based [73, 74, 26, 86] approaches improving performance. ELIC [36] introduced adaptive coding; LIC TCM [62] combines CNNs and Transformers; eContextformer [46] leverages spatial-channel attention. GroupedMixer [51] introduces token mixers, while Wavelet Conditional Diffusion [88] balances perceptual quality and distortion. Generative codecs such as HiFiC [77] pursue high-fidelity reconstructions at extremely low bitrates and offer a complementary direction to likelihood-based models.

Our work diverges from these trends by introducing Factorized Features, a unified framework modeling both visual and structural features to enhance performance across super-resolution and image compression.

## 3 Frequency Decomposition Preliminary

In this section, we start by revisiting several previous renowned representations for images, e.g., 2D Fourier Transform, Learnable Fourier Series [66], and Factor Fields [12], and then generalize them to a concise formulation of basis-coefficient decomposition as in eq. (3).

The Fourier Transform has long been used in many scenarios to represent periodic or finite signals with a group of sinusoidal functions. In practice, it often takes the form of the Discrete Cosine Transform for a real-valued 2D discrete signal  $f$  with height  $H$  and width  $W$ :

$$f[x, y] = \sum_{u=0}^{H-1} \sum_{v=0}^{W-1} S_{u,v} \cos \left[ \frac{\pi u}{H} \left( x + \frac{1}{2} \right) \right] \cos \left[ \frac{\pi v}{W} \left( y + \frac{1}{2} \right) \right], \quad (1)$$

where  $S_{u,v}$  is the amplitude.

Without the loss of generality, we consider square images in this work, with edge length (and also the period) denoted as  $T$ :

$$f[x, y] = \sum_{u=0}^{T-1} \sum_{v=0}^{T-1} S_{u,v} \cos \left[ \frac{2\pi}{T} (ux + vy) - \xi_{u,v} \right], \quad (2)$$

where  $x < T$ ,  $y < T$ , and  $\xi_{u,v}$  is phase shift.

In image processing tasks, the goal is to learn  $S$  and  $\xi$ , then use the formula above to reconstruct high-quality images from degraded inputs. To achieve this, [66] treats  $S$  and  $\xi$  as learnable parameters, allowing the model to optimize them for better reconstruction. Furthermore, the frequencies  $u$  and  $v$  are also designed to be promptable by the model, enabling dynamic adaptation to spatial-varying high- and low-frequency components.

More generally, we can formulate it as the multiplication of coefficient  $c$  and basis  $b$  with simplified notation, and in this work, we use  $\mathbf{x}$  to represent the pixel coordinates  $(x, y)$ :

$$f(\mathbf{x}) = \sum_{i=1}^N c_i \cdot b_i(\mathbf{x}), \quad b_i(\mathbf{x}) = \cos [(u_i x + v_i y) - \xi_i], \quad (3)$$

where  $N$  denotes the number of frequency components.

In the next section, starting from the concise formulation in eq. (3), we introduce our Factorized Features framework and elaborate on its spatially variant coefficients and adaptive basis functions, while showing its application to super-resolution and image compression.

## 4 Methods

In this section, we dive into the motivation and how we resolve the weaknesses of previous decomposition-based methods by our Factorized Features in section 4.1. Next, we discuss how to integrate such a strategy into learned settings of Super-Resolution in section 4.2 and Image Compression section 4.3. We provide the background of learned image compression in the supplementary materials.

### 4.1 Formulation of Factorized Features

In this subsection, we focus on the analysis of the properties from different factorization components, and derive our final Factorized Features through these insights, starting from the simplest expression eq. (3).

**Spatially Variant Coefficient.** Intuitively, the local frequency spectrum of a signal is spatially variant, meaning that different regions exhibit distinct spectral characteristics, e.g., certain regions of an image do not require high-frequency components. Therefore, in this work, we set coefficient  $c_i$  to be spatial-varying, following [12], i.e.,

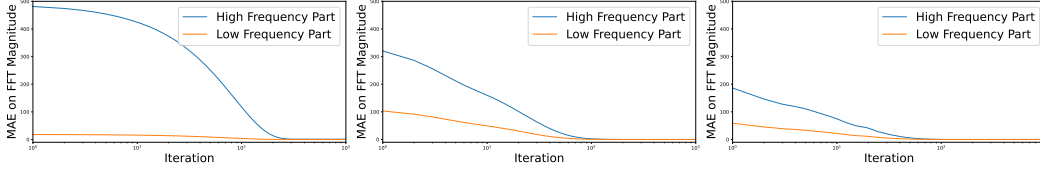
$$f(\mathbf{x}) = \sum_{i=1}^N c_i(\mathbf{x}) \cdot b_i(\mathbf{x}). \quad (4)$$

**Learned Non-uniform Basis.** Previous works[66, 54, 49] learn basis through frequencies  $u, v$  and phase shift  $\xi$ ; however, constructing signals with definitive sets of uniform sinusoidal harmonic functions does not facilitate the utmost details. The predefined nature of these sinusoidal functions restricts local flexibility, making fine-grained adjustments more challenging. Also, since low-frequency components typically require more energy [52], during the learning process with training losses of MAE or MSE, models would attend more to low-frequency parts and sacrifice local details. As shown in fig. 2a, higher frequency components converge after their counterpart. Hence, in this work, we generate the entire basis map  $b_i = M_i \in R^{T \times T}$  for better fitting and local reconstruction.

To this end, we have introduced our rough idea: Under the generalizable setting, we use networks to generate a multi-channel coefficient map and a multi-channel basis map, and combine them. In this work, the composition process happens in the end with a projection function  $\mathcal{P}$  for RGB images  $\hat{I}$ :

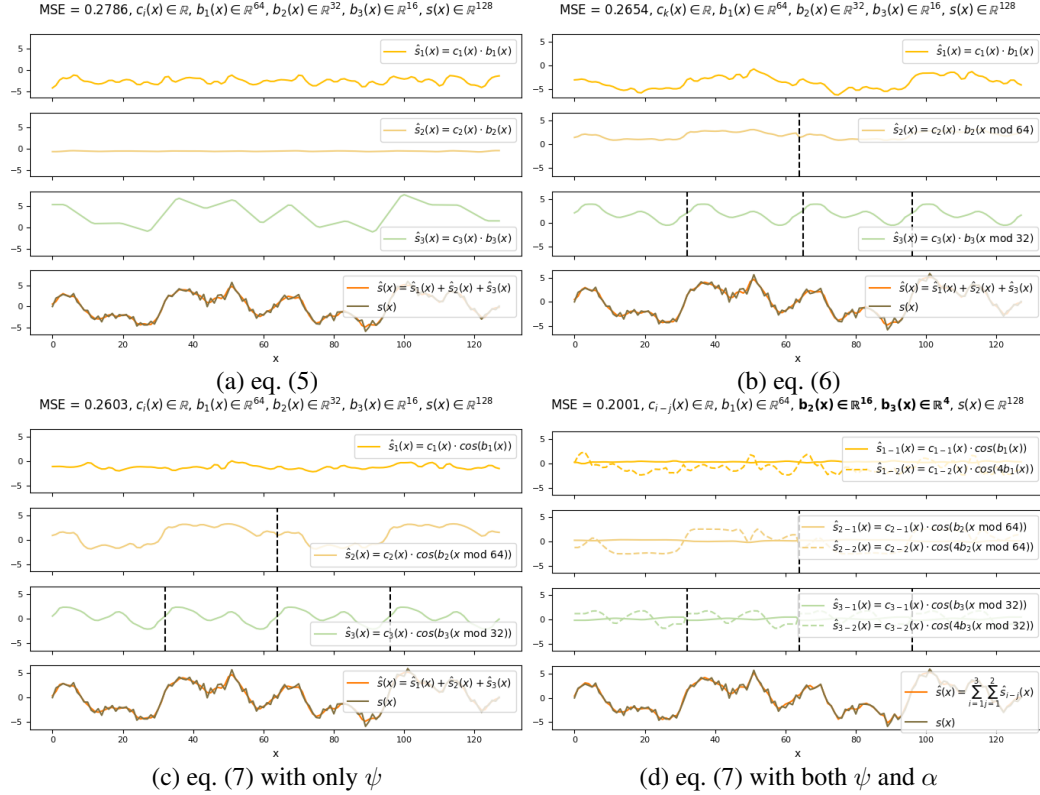
$$\hat{I}(\mathbf{x}) = \mathcal{P} \left( \text{Concat}_{i=1}^N \left\{ c_i(\mathbf{x}) \cdot b_i(\mathbf{x}) \right\} \right). \quad (5)$$





(a)  $b_i(\mathbf{x}) = \cos[(u_i x + v_i y) - \xi_i]$  (b)  $b_i(\mathbf{x}) = \cos[(u_i x + v_i y) - \xi_i]$  (c)  $b_i = \cos(\alpha_1 M_i) + \cos(\alpha_2 M_i)$

**Figure 2: Comparison of different trainable basis settings** We test on single-image regression with  $f(\mathbf{x}) = \sum_{i=1}^N c_i(\mathbf{x}) b_i(\mathbf{x})$  with equal parameter count. (a) fixed sinusoidal basis favoring low-frequency content, eq. (3); (b) learnable (i.e. requires gradient) coordinate mapping with moderate gains; (c) **Learned Non-uniform Basis**  $M_i \in \mathbb{R}^{T \times T}$  converges more synchronously. Note that  $\alpha_1, \alpha_2$  are the frequencies, functionally similar to  $u, v$ .



**Figure 3: Visualization of different factorization methods** This figure shows the difference between vanilla fields, coordinate transformation, and multi-frequency modulation. Specifically, (a) is a vanilla basis-coefficient field, and (b) adds sawtooth transformation. We can see in (b) that the coordinate transformation explicitly models a patch-like pattern, e.g., the second plot from the top is divided into two periods. By enforcing such frequency components, the models can decompose the signal effectively. Next, (d) is our full formulation, while (c) has no  $\alpha$ . Intuitively, from (b) to (c), applying  $\psi$  (we use  $\cos$  here) should not have much effect on the performance since we do not have any constraint on these learnable bases. With the introduction of  $\alpha$ , the models are forced to attend to signal components of different frequencies.

In contrast to previous works which employ Fourier bottlenecks[66], or frequency decomposition blocks[54, 49, 52] among model blocks, here we seek to address a fundamental question: Can a well-learned representation effectively replace the simple feature map output? That is, our solution is meant to be applied directly on networks to represent **any** images.

Next, we discuss more improvements on frequency decomposition to model image details.

**Coordinate Transformation.** The success of the Fourier-based representation originates from its sinusoidal decomposition. By using such periodic functions, one can effectively analyze and

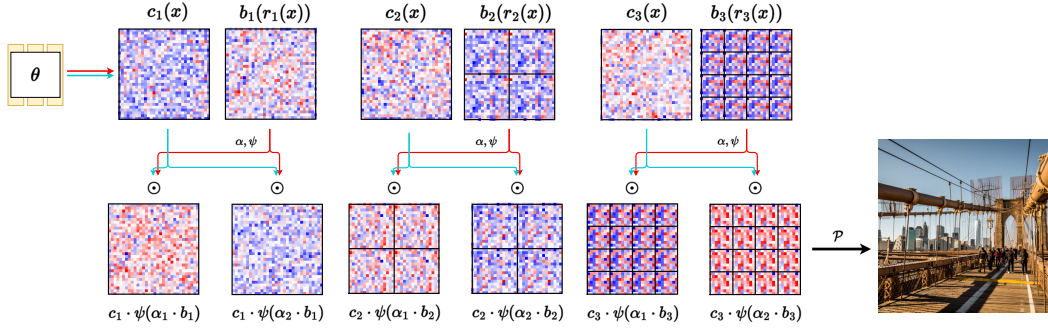


Figure 4: **The Proposed Factorized Features.** In this figure  $\alpha = \{1, 16\}$ ,  $\psi = \sin(\cdot)$ , and that  $\gamma_i(x)$  is coordinate transformation. We can see in this figure with sawtooth transformation  $\gamma$  the feature is prompted to learn pattern from different scale in a patch-like manner, e.g.  $\gamma_2$  makes the same basis repeat four times in the grid. However, only  $\gamma$  is not enough for very fine details; therefore, we introduce  $\alpha$  and  $\psi$ . Each basis is forced to accommodate both high-frequency (large  $\alpha$ ) and low-frequency (small  $\alpha$ ) components together with periodic functions  $\psi$ , i.e., larger  $\alpha$  will make  $\psi$  oscillate sharper. With explicit formulation of repetitive patterns and high frequency components, images can be represented with fine-grained details, which is especially useful for low-level vision tasks such as Super-Resolution and Image Compression.

reconstruct signals with the enforcement of high- and low-frequency components. However, the formulation in eq. (5) does not have such explicit harmonic feature (coefficient and basis are learned maps), and thus as in fig. 3((a) vs (b)) we witness performance loss due to lack of such guidance. Inspired by position encoding [78, 11, 81, 7, 9] and Fourier feature mapping [91], we introduce coordinate transformation function  $\gamma_i$  on  $x$  before sampling basis  $b_i$ :

$$\hat{I}(x) = \mathcal{P}\left(\text{Concat}_{i=1}^N \left\{ c_i(x) \cdot b_i(\gamma_i(x)) \right\}\right). \quad (6)$$

In practice, we empirically[12] use sawtooth transformation  $\gamma(x) = x \bmod k, k \in \mathbb{R}$ ; visualization is also provided in the supplementary material. We argue that the function explicitly imposes patch-like periodic constraints and, therefore, enforces models to learn such repetitive patterns.

**Multi-frequency Modulation.** [85] has shown that neural networks are biased towards learning low-frequency content. Hence, we propose multi-frequency modulation to compel the model to fit high-frequency components, visualized in fig. 3c and fig. 3d:

$$\hat{I}(x) = \mathcal{P}\left(\text{Concat}_{i=1}^N \left\{ c_{ij}(x) \odot \psi(\alpha_j \cdot b_i(\gamma_i(x))) \right\}\right), \quad (7)$$

where  $\psi \in \sin, \cos$  and  $\alpha \in \mathbb{R}$ . In this way, each basis  $b_i$  contributes to both high- and low-frequency components by different values of  $\alpha$ . Consequently, if a basis is only accurate in the low-frequency domain, the output will contain undesired high-frequency noise.

Alternatively, eq. (7) can be interpreted as making the spatial coordinates  $x, y$  of  $b_i(\mathbf{x}) = \cos[(u_i x + v_i y) - \xi_i]$  in eq. (3) learnable instead of the frequency components  $u, v$ . To validate this, we conduct experiments (fig. 2b) showing that learning coordinates mitigates the rigid constraint of uniform distribution, aligning better with the non-uniform nature of visual patterns across spatial layouts; that is, some pixels share similar RGB values, indicating smooth color transitions, while others exhibit abrupt changes, suggesting high-frequency variations.

To this end, our full Factorized Features representation is formulated in eq. (7), visualized in fig. 4.

## 4.2 Super-Resolution with Factorized Features

We represent a super-resolved image using our Factorized Features, where coefficients and basis are generated by networks  $F_{\text{coeff}}$  and  $F_{\text{basis}}$  from a low-resolution Image:

$$\hat{I}_{\text{SR}}(x) = \mathcal{P}\left(\text{Concat}_{i=1}^N \left\{ c_{ij}^{\text{LR}}(x) \odot \psi(\alpha_j \cdot b_i^{\text{LR}}(\gamma_i(x))) \right\}\right), \quad (8)$$

where  $c^{\text{LR}}(x) = F_{\text{coeff}}(I_{\text{LR}})(x)$  and  $b^{\text{LR}}(x) = F_{\text{basis}}(F_{\text{coeff}}(I_{\text{LR}}))(\gamma(x))$ . Note that we sample the outputs  $F_{\text{coeff}}(I_{\text{LR}})$  and  $F_{\text{basis}}(F_{\text{coeff}}(I_{\text{LR}}))$  with coordinates  $x$  and  $\gamma(x)$ , respectively. We omit convolution layers here for simplicity.

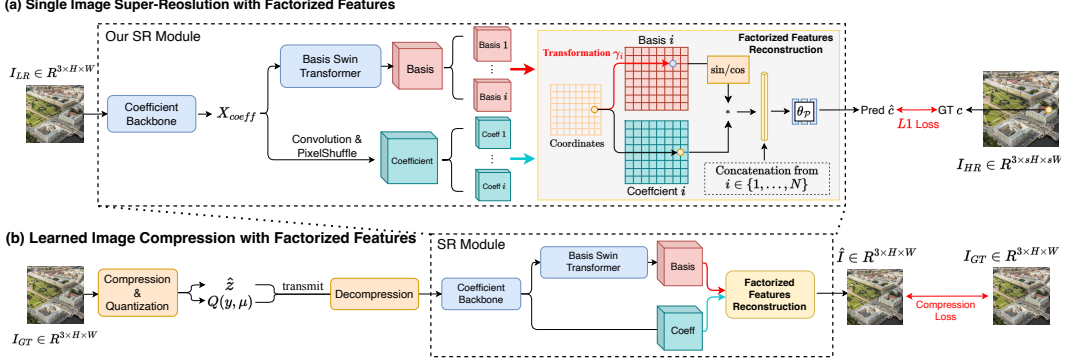


Figure 5: **Super-Resolution and Image Compression with Factorized Features.** This figure illustrates how Factorized Features are used in Super-Resolution and Image Compression. (a) Given a low-resolution input image, we first extract  $X_{coeff}$  feature with Coefficient Backbone. Next, we generate the basis and coefficient with Basis Swin Transformer and convolution layers, respectively, from the same  $X_{coeff}$ . Finally, the prediction is reconstructed by Factorized Features Reconstruction. (b) To decrease distortion in image compression, we replace the synthesis transform of the traditional learned image compression pipeline with (a) by aligning spatial resolution and latent channels.

Our model comprises three main components: Coefficient Backbone  $F_{coeff}$ , Basis Swin Transformer  $F_{basis}$ , and Factorized Features Reconstruction. As shown in fig. 5a, the process begins with  $I_{LR} \in \mathbb{R}^{3 \times H \times W}$ . The Coefficient Backbone extracts features  $X_{coeff} \in \mathbb{R}^{C_c \times H_c \times W_c}$ , which are then used to generate coefficients  $c$  through convolution and pixel shuffle operations. Also,  $X_{coeff}$  is fed into the Basis Swin Transformer to produce a multi-scale basis  $b = \{b_1, \dots, b_N\}$ ,  $b_i \in \mathbb{R}^{C_{b_i} \times H_{b_i} \times W_{b_i}}$ . The coefficients and basis are combined to reconstruct  $I_{SR} \in \mathbb{R}^{3 \times sH \times sW}$  using eq. (8), where  $s$  is the scale factor.

We optimize model parameters using  $L_1$  loss. To be more clear, when the Basis Swin Transformer is optimized, the basis is optimized simultaneously, i.e. the models are trained to adapt to a content-aware basis, not calculated by heuristic rules. This design enables content-aware basis generation: smooth regions get low-frequency bases while textured areas receive high-frequency ones.

To demonstrate the effectiveness of our method, we use existing SR methods [16, 18, 109] as the Coefficient Backbone. For the Basis Swin Transformer, we employ simple Swin Transformer Blocks [70] with a series of special downsampling operations. Specifically, we use a dilation-like downsampling technique to accommodate the  $\gamma$  sawtooth sampling pattern, where the details and visualization can be found in Supplementary Materials. The final basis is refined using additional upsampling and convolution layers.

### 4.3 Image Compression with Factorized Features

Image compression balances bit-rate and visual fidelity. Recent work recovers hidden details mainly via architectural tweaks—analysis transforms and entropy models [46, 51] or sophisticated decoders [88, 25]. We instead target the representation itself: our Factorized Features formulation (eq. (7)) explicitly models structural correlations, boosting quality.

**Priors from SR.** In addition, with our trained SR model described in section 4.2, it intuitively serves as a strong prior for information recovery, i.e., it contains extensive knowledge of how to reconstruct missing details and enhance image quality by leveraging learned patterns from the training data. Thus, since Super-Resolution and Image Compression share the core principle of reconstructing and enhancing image details from low-quality sources, we can effectively integrate this prior into the compression pipeline.

The overall pipeline is shown in fig. 5b. To demonstrate the robustness of our representation and the effectiveness of the SR prior, the compression and decompression networks greatly follow [62], with only the synthesis transform replaced by our SR pipeline, where the details can be referenced in the Supplementary Materials. In practice, the training is performed in two stages. After we obtain the trained SR prior, the model is fine-tuned with a lower learning rate alongside the compression module,

Table 1: **Quantitative comparisons on  $4\times$  super-resolution with state-of-the-art methods.** The best results are colored **red**. The models with † are those who use the same-task pretraining [16], i.e., pretrained on ImageNet. Please refer to **quantitative results** in section 5.1 for details.

Method	Params	MACs	Forward Pass	Set5		Set14		B100		Urban100		Manga109	
	(M)	(G)	Memory (MB)	PSNR↑	SSIM↑	PSNR↑	SSIM↑	PSNR↑	SSIM↑	PSNR↑	SSIM↑	PSNR↑	SSIM↑
EDSR [58](CVPR'17)	43.09	207.07	1,182	32.46	0.8968	28.80	0.7876	27.71	0.7420	26.64	0.8033	31.02	0.9148
RCAN [111](ECCV'18)	15.59	65.52	1,176	32.63	0.9002	28.87	0.7889	27.77	0.7436	26.82	0.8087	31.22	0.9173
SwinIR [55](ICCV'21)	28.01	119.68	3,826	32.93	0.9043	29.15	0.7958	27.95	0.7484	27.56	0.8273	32.22	0.9273
CAT-A+ [17](NIPS'22 Spotlight)	16.60	70.29	3,508	33.14	0.9059	29.23	0.7968	28.01	0.7516	27.99	0.8356	32.52	0.9293
ART [108](ICLR'23 Spotlight)	16.56	69.94	3,010	33.04	0.9051	29.16	0.7958	27.97	0.7510	27.77	0.8321	32.31	0.9283
ATD [110](CVPR'24)	20.26	77.10	6,572	33.14	0.9061	29.25	0.7976	28.02	0.7524	28.22	0.8414	32.65	0.9308
DAT [18](ICCV'23)	14.80	61.66	4,192	33.15	0.9062	29.29	0.7983	28.03	0.7518	27.99	0.8365	32.67	0.9301
RGT [19](ICLR'24)	13.37	834.25	3,404	33.16	0.9066	29.28	0.7979	28.03	0.7520	28.09	0.8388	32.68	0.9303
PFT [71](CVPR'25)	19.66	80.21	6,414	33.15	0.9065	29.29	0.7978	28.02	0.7527	28.20	0.8412	32.63	0.9306
HAT† [15](CVPR'23)	20.77	86.02	3,692	33.18	0.9073	29.38	0.8001	28.05	0.7534	28.37	0.8447	32.87	0.9319
ATD-L†	49.42	184.83	15,582	33.15	0.9062	29.31	0.7985	28.02	0.7514	28.25	0.8422	32.78	0.9309
ATD-F† (Ours)	45.46	149.87	8,674	33.29	0.9082	29.48	0.8017	28.03	0.7539	28.53	0.8487	33.11	0.9335
DAT-L†	43.01	175.42	11,326	33.33	0.9084	29.40	0.8009	28.04	0.7543	28.49	0.8473	33.02	0.9321
DAT-F† (Ours)	40.00	134.42	6,206	33.45	0.9094	29.60	0.8039	28.13	0.7560	28.75	0.8520	33.23	0.9339
HAT-L†	40.84	167.27	6,804	33.30	0.9083	29.47	0.8015	28.09	0.7551	28.60	0.8498	33.09	0.9335
HAT-F† (Ours)	45.97	158.79	5,750	33.53	0.9100	29.65	0.8050	28.18	0.7569	28.79	0.8527	33.33	0.9342
HAT-L-F† (Ours)	66.04	240.03	8,888	<b>33.75</b>	<b>0.9116</b>	<b>29.87</b>	<b>0.8091</b>	<b>28.31</b>	<b>0.7597</b>	<b>29.51</b>	<b>0.8637</b>	<b>33.36</b>	<b>0.9343</b>
HAT-F-Basis-First† (Ours, ablation)	46.67	161.66	5,696	33.33	0.9085	29.47	0.8015	28.10	0.7554	28.57	0.8494	33.14	0.9336
HAT-F-Concat† (Ours, ablation)	45.52	129.05	4,826	33.46	0.9095	29.57	0.8035	28.16	0.7566	28.73	0.8518	33.28	0.9341

which is then trained end-to-end with common loss function used in learned image compression, defined as

$$L = R(\hat{y}) + R(\hat{z}) + \lambda \cdot D(x, \hat{x}), \quad (9)$$

where  $\hat{z}$  is the hyperprior,  $R(\cdot)$  refers to the bit-rate cost,  $D(\cdot)$  is the distortion term, and  $\lambda$  controls the trade-off.

### 4.3.1 Multi-Image Compression

Intuitively, different images often share common frequency components. By learning a single, shared set of basis functions, we can leverage the frequently appearing similar or repetitive patterns across images to greatly reduce coding redundancy in multi-image compression. In practice, this means fewer total parameters and lower computational cost required when compressing an image collection.

Each per-image basis  $b_i \in \mathbb{R}^{C_{b_i} \times H_{b_i} \times W_{b_i}}$  captures local pixel structure. We fuse the  $M$  bases into a denoised, generic basis with a transformer  $F_{\text{merge}}$  [83] applied at every position:

$$b_i(h, w) = F_{\text{merge}}(\{b_n^n(h, w) \mid n \in 1, \dots, M\}), \quad (10)$$

Treating bases as tokens (prepended with a CLS token), the transformer’s output forms the merged basis.

Because compression noise corrupts the coefficient map  $X_{\text{coeff}}$  (fig. 5b), feeding it directly into the Basis Swin Transformer would amplify errors. Instead, we transmit the merged basis separately, alongside the quantized variables  $Q(y, \mu)$ ,  $\hat{z}$ , and reconstruct each image with this clean basis plus its own decoded coefficients, yielding higher quality at similar bit-rates. A single- vs. multi-image compression comparison is in the supplementary materials.

## 5 Experiments

In this section, we provide the experiment setup and performance of Super-Resolution and Image Compression tasks. Please refer to Supplementary Materials for more ablation studies, training, implementation details, and analysis.

### 5.1 Image Super-Resolution

**Experimental Setup.** Following the same-task pretraining strategy of [15, 21], we pretrain all Super-Resolution (SR) models on ImageNet[23]. Our Factorized Features plug a shared Basis Transformer into four pretrained SR backbones—SwinIR [55], HAT [16], DAT [18], and ATD [110]. Backbones




Figure 6: **Visual comparisons on super-resolution ( $4\times$ )**. The proposed method achieves the best reconstruction results compared to the reference HR images.

keep their original weights, while Basis Transformers start randomly. Pretraining runs 300k iterations on ImageNet with AdamW (lr  $2e-4$ , batch 32,  $\beta = 0.9/0.99$ ); finetuning runs 200k iterations on DF2K (DIV2K [1]+Flickr2K [59]) with lr  $1e-5$ . Inputs are  $256 \times 256$  crops, bicubically down-sampled to  $64 \times 64$  for the backbone. We set the number of coefficient–basis pairs to  $N = 6$  and use frequency scalars  $\alpha_j \in \{1, 4, 16, 64\}$  to capture both low- and high-frequency details.

**Quantitative Results.** table 1 presents the quantitative comparison between our approach and state-of-the-art (SoTA) methods. We evaluate the methods using five benchmark datasets, including Set5 [6], Set14 [107], BSD100 [75], Urban100 [38], and Manga109 [76]. For quantitative metrics, PSNR and SSIM are reported. Our model delivers a **204.4%** average PSNR gain, defined as  $(c - b)/(a - b)$  with  $b$ =SwinIR,  $a$ =HAT-L, and  $c$ =HAT-L-F. We embed three SoTA SR backbones: ATD [109], DAT [18], HAT [16], yielding ATD-F, DAT-F, and HAT-F. Each beats its parameter-matched baseline (ATD-L, DAT-L, HAT-L). As only HAT provides a large variant, we upscale ATD and DAT to the same size and train all models with identical pre-training and fine-tuning for fairness.

**The Order of Coefficient and Basis.** Furthermore, in traditional Fourier Series and other image processing methods [95], the basis is typically derived first and then used to compute the coefficients. In contrast, our method derives the coefficient features first, as illustrated in fig. 5a. To explore this difference, we develop another variant of our model, denoted **HAT-F-Basis-First**, where we reverse the order of operations. In this case, we first pass the image through the Basis Swin Transformer and then use the resulting basis features and the image input to derive the coefficients. This approach, however, leads to a gigantic performance drop, showing the importance of the order of the pipeline. Specifically, we argue that in our pipeline, the Coefficient Backbone functions more as a feature extraction module, where the refined features facilitate downstream basis extraction.

**The Importance of Factorized Features Reconstruction.** Lastly, to evaluate the effectiveness of our Factorized Features, we trained a model named **HAT-F-Concat**, which does not apply the formulation in eq. (7). Instead, it concatenates the basis and coefficient directly and decodes the resulting features to produce the output. Although this approach results in reduced performance, the Basis Swin Transformer with Sawtooth downsampling still contributes to improved reconstruction, even without Factorized Features Reconstruction, highlighting its effectiveness.

**Visual Comparison.** We provide the visual comparison in fig. 6. The images are randomly sampled from the DIV2K dataset. Our method faithfully reconstructs the image details, whereas the other approaches suffer from over-smoothing or hallucinating details absent in the ground truth.

## 5.2 Single- and Multi-Image Compressions

**Experimental Setup.** Image-compression experiments follow the SR protocol (section 5.1). Models are pretrained on ImageNet and fine-tuned for 200k steps on  $256 \times 256$  crops. Compress-



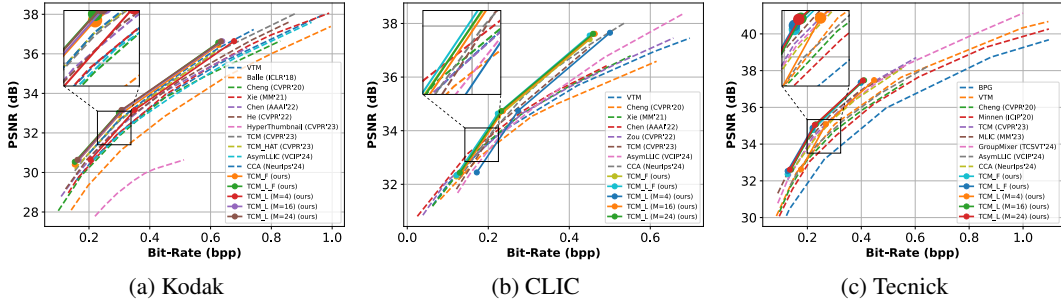


Figure 7: Performance (RD-Curve) evaluation on image compression using different datasets.

Table 2: Comprehensive evaluation for image compression. Using VTM as an anchor for calculating BD-Rate. Latencies are measured under an NVIDIA GTX 3090 GPU.

Method	BD-Rate (%) ↓	Total Encoding Time (s) ↓	Total Decoding Time (s) ↓	Params(M)
VTM	0.00	129.21	0.14	-
Cheng (CVPR'20)[20]	5.44	1.98	4.69	29.6
Xie (MM'21)[101]	-0.78	2.93	6.00	50.0
STF (CVPR'22)[116]	-4.31	0.14	0.13	99.9
ELIC (CVPR'22)[36]	-7.24	0.07	0.09	36.9
TCM (CVPR'23)[62]	-11.74	0.16	0.15	76.7
SegPIC (ECCV'24) [67]	-8.26	0.14	0.13	83.5
LALIC (CVPR'25) [27]	-15.26	0.27	0.15	63.2
TCM-HAT-L-F (Ours)	-21.09	0.109	0.264	110.34
TCM-HAT-F-multi M=1 (Ours)	27.96	0.2320	0.1742	131.35
TCM-HAT-F-multi M=2 (Ours)	2.70	0.1998	0.1270	131.35
TCM-HAT-F-multi M=4 (Ours)	-10.11	0.1846	0.1039	131.35
TCM-HAT-F-multi M=8 (Ours)	-16.61	0.1756	0.0922	131.35
TCM-HAT-F-multi M=16 (Ours)	-19.88	0.1715	0.0863	131.35
TCM-HAT-F-multi M=24 (Ours)	-20.97	0.1702	0.0844	131.35

sion/decompression networks start from TCM weights [62] and are optimized end-to-end with AdamW (lr 1e-5, batch 16,  $\beta = 0.9/0.99$ ) [72]. Integrating our SR module into TCM yields TCM-HAT-F and TCM-HAT-L-F; TCM-HAT-F-multi is the multi-image variant.

**Rate-Distortion Performance Comparison.** We compare our model with State-of-the-Art learned end-to-end image compression algorithms, including [63], [13], [116], [101], [20], [3], [51], [40], [79], [5], [84], and [36]. The classical image compression codec, VVC [93], is also tested by using VTM12.1. The rate-distortion performance on various datasets, including Kodak, Tecnick's old test set with resolution  $1200 \times 1200$ , and CLIC Professional Validation, is shown in fig. 7. TCM-HAT-L-F achieves a -21.09% BD-Rate vs. VTM (Table 2), surpassing earlier work. Multi-image mode (TCM-HAT-F-multi) scales well, reaching -20.97% at  $M=24$ : sending a shared basis curbs Coefficient-to-Basis error, though distortion grows slightly as basis capacity is stretched. Across Kodak, CLIC, and Tecnick, FIPER consistently boosts rate-distortion and maintains competitive latency.

## 6 Conclusion

We proposed Factorized Features, a representation that decomposes images into multi-frequency components to model implicit structures and patterns. Our approach addresses challenges in Super-Resolution and Image Compression by effectively restoring details and preserving visual fidelity. We integrate SR priors with Image Compression for better information recovery and introduce a basis-merging technique to enhance multi-image processing performance.

**Limitations.** Although effective, our method requires further optimization for computation-limited scenarios such as real-time decoding. Additionally, incorporating semantic information remains a promising direction for future research.

**Acknowledgements.** This research was funded by the National Science and Technology Council, Taiwan, under Grants NSTC 112-2222-E-A49-004-MY2, 113-2628-E-A49-023-, and Academia Sinica under Grant AS- CDA-110-M09. The authors are grateful to Google, NVIDIA, and MediaTek Inc. for their generous donations, and we would also like to express our sincere gratitude to Jia-Wei Liao for valuable assistance in paper writing and revision. Yu-Lun Liu acknowledges the Yushan Young Fellow Program by the MOE in Taiwan.

## References

- [1] Eirikur Agustsson and Radu Timofte. Ntire 2017 challenge on single image super-resolution: Dataset and study. In *Proceedings of the IEEE/CVF Conference on Computer Vision and Pattern Recognition Workshops (CVPRW)*, 2017.
- [2] Johannes Ballé, David Minnen, Saurabh Singh, Sung Jin Hwang, and Nick Johnston. Variational image compression with a scale hyperprior. In *International Conference on Learning Representations (ICLR)*, 2018.
- [3] Johannes Ballé, David Minnen, Saurabh Singh, Sung Jin Hwang, and Nick Johnston. Variational image compression with a scale hyperprior. In *International Conference on Learning Representations (ICLR)*, 2018.
- [4] Johannes Ballé, David Minnen, Saurabh Singh, Sung Jin Hwang, and Nick Johnston. Variational image compression with a scale hyperprior. In *Proceedings of International Conference on Learning Representations (ICLR)*, 2018.
- [5] Fabrice Bellard. The bpg image format. <http://bellard.org/bpg/>. Last accessed on 09/20/2015.
- [6] Marco Bevilacqua, Aline Roumy, Christine Guillemot, et al. Low-complexity single-image super-resolution based on nonnegative neighbor embedding. In *Proceedings of the British Machine Vision Conference (BMVC)*, pages 1–10, 2012.
- [7] Ang Cao and Justin Johnson. Hexplane: A fast representation for dynamic scenes. In *Proceedings of the IEEE/CVF Conference on Computer Vision and Pattern Recognition (CVPR)*, pages 130–141, 2023.
- [8] Lahiru D. Chamain, Fabien Racapé, Jean Bégaint, Akshay Pushparaja, and Simon Feltman. End-to-end optimized image compression for machines, a study. In *Proceedings of Data Compression Conference (DCC)*, 2021.
- [9] Eric R. Chan, Connor Z. Lin, Matthew A. Chan, Koki Nagano, Boxiao Pan, Shalini De Mello, Orazio Gallo, Leonidas Guibas, Jonathan Tremblay, Sameh Khamis, Tero Karras, and Gordon Wetzstein. Efficient geometry-aware 3D generative adversarial networks. In *arXiv*, 2021.
- [10] Kelvin CK Chan, Shangchen Zhou, Xiangyu Xu, and Chen Change Loy. Basicvsr++: Improving video super-resolution with enhanced propagation and alignment. In *Proceedings of the IEEE/CVF Conference on Computer Vision and Pattern Recognition (CVPR)*, pages 5972–5981, 2022.
- [11] Anpei Chen, Zexiang Xu, Andreas Geiger, Jingyi Yu, and Hao Su. Tensorf: Tensorial radiance fields. In *Proceedings of the European Conference on Computer Vision (ECCV)*, 2022.
- [12] Anpei Chen, Zexiang Xu, Xinyue Wei, Siyu Tang, Hao Su, and Andreas Geiger. Factor fields: A unified framework for neural fields and beyond. *arXiv preprint arXiv:2302.01226*, 2023.
- [13] Fangdong Chen, Yumeng Xu, and Li Wang. Two-stage octave residual network for end-to-end image compression. In *Proceedings of the AAAI Conference on Artificial Intelligence*, 2022.
- [14] Hanting Chen, Yunhe Wang, Tianyu Guo, Chang Xu, Yiping Deng, Zhenhua Liu, Siwei Ma, Chunjing Xu, Chao Xu, and Wen Gao. Pre-trained image processing transformer. In *Proceedings of the IEEE/CVF Conference on Computer Vision and Pattern Recognition (CVPR)*, pages 12299–12310, 2021.
- [15] Xiangyu Chen, Xintao Wang, Wenlong Zhang, Xiangtao Kong, Yu Qiao, Jiantao Zhou, and Chao Dong. Hat: Hybrid attention transformer for image restoration. *arXiv preprint arXiv:2309.05239*, 2023.
- [16] Xiangyu Chen, Xintao Wang, Jiantao Zhou, Yu Qiao, and Chao Dong. Activating more pixels in image super-resolution transformer. In *Proceedings of the IEEE/CVF Conference on Computer Vision and Pattern Recognition (CVPR)*, pages 22367–22377, 2023.
- [17] Zheng Chen, Yulun Zhang, Jinjin Gu, Yongbing Zhang, Linghe Kong, and Xin Yuan. Cross aggregation transformer for image restoration. In *Advances in Neural Information Processing Systems*, 2022.

- [18] Z. Chen, Y. Zhang, J. Gu, L. Kong, X. Yang, and F. Yu. Dual aggregation transformer for image super-resolution. In *2023 IEEE/CVF International Conference on Computer Vision (ICCV)*, pages 12278–12287, 2023.
- [19] Zheng Chen, Yulun Zhang, Jinjin Gu, Linghe Kong, and Xiaokang Yang. Recursive generalization transformer for image super-resolution. In *International Conference on Learning Representations (ICLR)*, 2024.
- [20] Zhengxue Cheng, Heming Sun, Masaru Takeuchi, and Jiro Katto. Learned image compression with discretized gaussian mixture likelihoods and attention modules. In *Proceedings of the IEEE/CVF Conference on Computer Vision and Pattern Recognition (CVPR)*, pages 7939–7948, 2020.
- [21] Yi-Shiuan Chou Chih-Chung Hsu, Chia-Ming Lee. Drct: Saving image super-resolution away from information bottleneck. *arXiv preprint arXiv:2404.00722*, 2023.
- [22] Marcos V Conde, Ui-Jin Choi, Maxime Burchi, and Radu Timofte. Swin2SR: Swinv2 transformer for compressed image super-resolution and restoration. In *Proceedings of the European Conference on Computer Vision (ECCV) Workshops*, 2022.
- [23] Jia Deng, Wei Dong, Richard Socher, Li-Jia Li, Kai Li, and Li Fei-Fei. Imagenet: A large-scale hierarchical image database. In *Proceedings of the IEEE/CVF Conference on Computer Vision and Pattern Recognition (CVPR)*, pages 248–255, 2009.
- [24] Chao Dong, Chen Change Loy, Kaiming He, and Xiaoou Tang. Image super-resolution using deep convolutional networks. *IEEE Transactions on Pattern Analysis and Machine Intelligence*, pages 295–307, 2014.
- [25] Wenhong Duan, Zheng Chang, Chuanmin Jia, Shanshe Wang, Siwei Ma, Li Song, and Wen Gao. Learned image compression using cross-component attention mechanism. *IEEE Transactions on Image Processing*, 2023.
- [26] Dahu Feng, Yan Huang, Yiwei Zhang, Jun Ling, Anni Tang, and Li Song. A generative compression framework for low bandwidth video conference. In *IEEE International Conference on Multimedia & Expo Workshops (ICMEW)*, 2021.
- [27] Donghui Feng, Zhengxue Cheng, Shen Wang, Ronghua Wu, Hongwei Hu, Guo Lu, and Li Song. Linear attention modeling for learned image compression, 2025.
- [28] Sara Fridovich-Keil, Giacomo Meanti, Frederik Rahbæk Warburg, Benjamin Recht, and Angjoo Kanazawa. K-planes: Explicit radiance fields in space, time, and appearance. In *Proceedings of the IEEE/CVF Conference on Computer Vision and Pattern Recognition (CVPR)*, pages 12479–12488, 2023.
- [29] Haisheng Fu, Jie Liang, Zhenman Fang, Jingning Han, Feng Liang, and Guohe Zhang. Weconvne: Learned image compression with wavelet-domain convolution and entropy model. In *Computer Vision – ECCV 2024*, pages 37–53. Springer Nature Switzerland, 2025.
- [30] Quankai Gao, Qiangeng Xu, Hao Su, Ulrich Neumann, and Zexiang Xu. Strivec: Sparse tri-vector radiance fields. In *Proceedings of the IEEE/CVF International Conference on Computer Vision (ICCV)*, pages 17569–17579, 2023.
- [31] Vivek K. Goyal. Theoretical foundations of transform coding. *IEEE Signal Processing Magazine*, 18(5): 9–21, 2001.
- [32] Jinjin Gu and Chao Dong. Interpreting super-resolution networks with local attribution maps. In *Proceedings of the IEEE/CVF Conference on Computer Vision and Pattern Recognition (CVPR)*, pages 9199–9208, 2021.
- [33] Zongyu Guo, Zhizheng Zhang, Runsen Feng, and Zhibo Chen. Causal contextual prediction for learned image compression. *IEEE Transactions on Circuits and Systems for Video Technology*, 2022.
- [34] Wang Guo-Hua, Jiahao Li, Bin Li, and Yan Lu. EVC: Towards real-time neural image compression with mask decay. In *Proceedings of the International Conference on Learning Representations (ICLR)*, 2023.
- [35] Minghao Han, Shiyin Jiang, Shengxi Li, Xin Deng, Mai Xu, Ce Zhu, and Shuhang Gu. Causal context adjustment loss for learned image compression. In *Advances in Neural Information Processing Systems*, pages 133231–133253. Curran Associates, Inc., 2024.



- [36] D. He, Z. Yang, W. Peng, R. Ma, H. Qin, and Y. Wang. Elic: Efficient learned image compression with unevenly grouped space-channel contextual adaptive coding. In *Proceedings of the IEEE/CVF Conference on Computer Vision and Pattern Recognition (CVPR)*, 2022.
- [37] Chi-Wei Hsiao, Yu-Lun Liu, Cheng-Kun Yang, Sheng-Po Kuo, Kevin Jou, and Chia-Ping Chen. Ref-ldm: A latent diffusion model for reference-based face image restoration. *Advances in Neural Information Processing Systems*, 37:74840–74867, 2024.
- [38] Jia-Bin Huang, Abhishek Singh, and Narendra Ahuja. Single image super-resolution from transformed self-exemplars. In *Proceedings of the IEEE Conference on Computer Vision and Pattern Recognition (CVPR)*, pages 5197–5206, 2015.
- [39] Pranav Jeevan, Akella Srinidhi, Pasunuri Prathiba, and Amit Sethi. Wavemixsr: Resource-efficient neural network for image super-resolution. In *Proceedings of the IEEE/CVF Winter Conference on Applications of Computer Vision (WACV)*, pages 5884–5892, 2024.
- [40] Wei Jiang, Jiayu Yang, Yongqi Zhai, Peirong Ning, Feng Gao, and Ronggang Wang. Mlic: Multi-reference entropy model for learned image compression. In *Proceedings of the ACM International Conference on Multimedia (MM)*, pages 7618–7627, 2023.
- [41] Joint Video Experts Team (JVET). VVCSoftware\_VTM - VTM-21.2. [https://vcgit.hhi.fraunhofer.de/jvet/VVCSoftware\\_VTM/-/tree/VTM-21.2](https://vcgit.hhi.fraunhofer.de/jvet/VVCSoftware_VTM/-/tree/VTM-21.2), 2023. Accessed: 2023-10-23.
- [42] Bahjat Kawar, Michael Elad, Stefano Ermon, and Jiaming Song. Denoising diffusion restoration models. *Advances in Neural Information Processing Systems*, 35:23593–23606, 2022.
- [43] J. Kim, J. Lee, and K. Lee. Accurate image super-resolution using very deep convolutional networks. In *Proceedings of the IEEE Conference on Computer Vision and Pattern Recognition (CVPR)*, pages 1646–1654, 2016.
- [44] Cansu Korkmaz, A Murat Tekalp, and Zafer Dogan. Training generative image super-resolution models by wavelet-domain losses enables better control of artifacts. In *Proceedings of the IEEE/CVF Conference on Computer Vision and Pattern Recognition (CVPR)*, pages 5926–5936, 2024.
- [45] A. Burakhan Koyuncu, Han Gao, Atanas Boev, Georgii Gaikov, Elena Alshina, and Eckehard Steinbach. Contextformer: A transformer with spatio-channel attention for context modeling in learned image compression. In *Proceedings of the European Conference on Computer Vision (ECCV)*, 2022.
- [46] A Burakhan Koyuncu, Panqi Jia, Atanas Boev, Elena Alshina, and Eckehard Steinbach. Efficient contextformer: Spatio-channel window attention for fast context modeling in learned image compression. *IEEE Transactions on Circuits and Systems for Video Technology*, 2024.
- [47] C. Ledig, L. Theis, F. Huszar, J. Caballero, A. Cunningham, A. Acosta, A. Aitken, A. Tejani, J. Totz, Z. Wang, and W. Shi. Photo-realistic single image super-resolution using a generative adversarial network. In *Proceedings of the IEEE Conference on Computer Vision and Pattern Recognition (CVPR)*, 2017.
- [48] Christian Ledig, Lucas Theis, Ferenc Huszár, Jose Caballero, Andrew Cunningham, Alejandro Acosta, Andrew Aitken, Alykhan Tejani, Johannes Totz, Zehan Wang, et al. Photo-realistic single image super-resolution using a generative adversarial network. In *Proceedings of the IEEE/CVF Conference on Computer Vision and Pattern Recognition (CVPR)*, pages 4681–4690, 2017.
- [49] Jaewon Lee and Kyong Hwan Jin. Local texture estimator for implicit representation function. In *Proceedings of the IEEE/CVF Conference on Computer Vision and Pattern Recognition (CVPR)*, pages 1929–1938, 2022.
- [50] A. Li, L. Zhang, Y. Liu, and C. Zhu. Feature modulation transformer: Cross-refinement of global representation via high-frequency prior for image super-resolution. In *Proceedings of the IEEE/CVF International Conference on Computer Vision (ICCV)*, 2023.
- [51] Daxin Li, Yuanchao Bai, Kai Wang, Junjun Jiang, Xianming Liu, and Wen Gao. Groupedmixer: An entropy model with group-wise token-mixers for learned image compression. *IEEE Transactions on Circuits and Systems for Video Technology*, 2024.
- [52] Han Li, Shaohui Li, Wenrui Dai, Maida Cao, Nuowen Kan, Chenglin Li, Junni Zou, and Hongkai Xiong. On disentangled training for nonlinear transform in learned image compression. In *International Conference on Learning Representations (ICLR)*, 2025.
- [53] Wenbo Li, Xin Lu, Shengju Qian, Jiangbo Lu, Xiangyu Zhang, and Jiaya Jia. On efficient transformer-based image pre-training for low-level vision. *arXiv preprint arXiv:2112.10175*, 2021.

- [54] Xueting Li, Xiaolong Wang, Ming-Hsuan Yang, Alexei A Efros, and Sifei Liu. Scraping textures from natural images for synthesis and editing. In *Proceedings of the European Conference on Computer Vision (ECCV)*, pages 391–408. Springer, 2022.
- [55] Jingyun Liang, Jiezhong Cao, Guolei Sun, Kai Zhang, Luc Van Gool, and Radu Timofte. Swinir: Image restoration using swin transformer. *arXiv preprint arXiv:2108.10257*, 2021.
- [56] Jingyun Liang, Yuchen Fan, Xiaoou Xiang, Rakesh Ranjan, Eddy Ilg, Simon Green, Jiezhong Cao, Kai Zhang, Radu Timofte, and Luc V Gool. Recurrent video restoration transformer with guided deformable attention. *Advances in Neural Information Processing Systems*, 35:378–393, 2022.
- [57] Jingyun Liang, Jiezhong Cao, Yuchen Fan, Kai Zhang, Rakesh Ranjan, Yawei Li, Radu Timofte, and Luc Van Gool. Vrt: A video restoration transformer. *IEEE Transactions on Image Processing*, 2024.
- [58] Bee Lim, Sanghyun Son, Heewon Kim, Seungjun Nah, and Kyoung Mu Lee. Enhanced deep residual networks for single image super-resolution. *Proceedings of the IEEE Conference on Computer Vision and Pattern Recognition Workshops (CVPRW)*, pages 1132–1140, 2017.
- [59] Bee Lim, Sanghyun Son, Heewon Kim, Seungjun Nah, and Kyoung Mu Lee. Enhanced deep residual networks for single image super-resolution. In *Proceedings of the IEEE/CVF Conference on Computer Vision and Pattern Recognition Workshops (CVPRW)*, 2017.
- [60] Ce Liu and Deqing Sun. On bayesian adaptive video super resolution. *IEEE Transactions on Pattern Analysis and Machine Intelligence*, 36(2):346–360, 2013.
- [61] Jie Liu, Wenjie Zhang, Yuting Tang, Jie Tang, and Gangshan Wu. Residual feature aggregation network for image super-resolution. In *Proceedings of the IEEE/CVF Conference on Computer Vision and Pattern Recognition (CVPR)*, pages 2359–2368, 2020.
- [62] J. Liu, H. Sun, and J. Katto. Learned image compression with mixed transformer-cnn architectures. In *Proceedings of IEEE/CVF Conference on Computer Vision and Pattern Recognition (CVPR)*. IEEE Computer Society, 2023.
- [63] Jinming Liu, Heming Sun, and Jiro Katto. Learned image compression with mixed transformer-cnn architectures. In *Proceedings of the IEEE/CVF Conference on Computer Vision and Pattern Recognition (CVPR)*, pages 14388–14397, 2023.
- [64] Kuan-Hung Liu, Cheng-Kun Yang, Min-Hung Chen, Yu-Lun Liu, and Yen-Yu Lin. Corrfill: Enhancing faithfulness in reference-based inpainting with correspondence guidance in diffusion models. In *2025 IEEE/CVF Winter Conference on Applications of Computer Vision (WACV)*, pages 1618–1627. IEEE, 2025.
- [65] Rosanne Liu, Joel Lehman, Piero Molino, Felipe Petroski Such, Eric Frank, Alex Sergeev, and Jason Yosinski. An intriguing failing of convolutional neural networks and the coordconv solution. *Advances in Neural Information Processing Systems*, 31, 2018.
- [66] Sifei Liu, Shalini De Mello, and Jan Kautz. CosAE: Learnable fourier series for image restoration. In *Annual Conference on Neural Information Processing Systems*, 2024.
- [67] Yuxi Liu, Wenhan Yang, Huihui Bai, Yunchao Wei, and Yao Zhao. Region-adaptive transform with segmentation prior for image compression. In *European Conference on Computer Vision*, pages 181–197, 2024.
- [68] Yu-Lun Liu, Wei-Sheng Lai, Yu-Sheng Chen, Yi-Lung Kao, Ming-Hsuan Yang, Yung-Yu Chuang, and Jia-Bin Huang. Single-image hdr reconstruction by learning to reverse the camera pipeline. In *Proceedings of the IEEE/CVF conference on computer vision and pattern recognition*, pages 1651–1660, 2020.
- [69] Ze Liu, Yutong Lin, Yue Cao, Han Hu, Yixuan Wei, Zheng Zhang, Stephen Lin, and Baining Guo. Swin transformer: Hierarchical vision transformer using shifted windows. In *Proceedings of the IEEE/CVF International Conference on Computer Vision (ICCV)*, pages 10012–10022, 2021.
- [70] Ze Liu, Han Hu, Yutong Lin, Zhuliang Yao, Zhenda Xie, Yixuan Wei, Jia Ning, Yue Cao, Zheng Zhang, Li Dong, et al. Swin transformer v2: Scaling up capacity and resolution. In *Proceedings of the IEEE/CVF Conference on Computer Vision and Pattern Recognition (CVPR)*, pages 12009–12019, 2022.
- [71] Wei Long, Xingyu Zhou, Leheng Zhang, and Shuhang Gu. Progressive focused transformer for single image super-resolution. *arXiv preprint arXiv:2503.20337*, 2025.
- [72] I Loshchilov. Decoupled weight decay regularization. *arXiv preprint arXiv:1711.05101*, 2017.

- [73] Qi Mao, Tinghan Yang, Yinuo Zhang, Shuyin Pan, Meng Wang, Shiqi Wang, and Siwei Ma. Extreme image compression using fine-tuned vqgan models. 2023.
- [74] Qi Mao, Tinghan Yang, Yinuo Zhang, Shuyin Pan, Meng Wang, Shiqi Wang, and Siwei Ma. Extreme image compression using fine-tuned vqgan models. *ArXiv*, 2023.
- [75] D Martin, C Fowlkes, D Tal, et al. A database of human segmented natural images and its application to evaluating segmentation algorithms and measuring ecological statistics. In *Proceedings of the IEEE International Conference on Computer Vision (ICCV)*, pages 416–423, 2001.
- [76] Yusuke Matsui, Koichi Ito, Yuki Aramaki, et al. Sketch-based manga retrieval using manga109 dataset. *Multimedia Tools and Applications*, 76(20):21811–21838, 2017.
- [77] Fabian Mentzer, George D Toderici, Michael Tschannen, and Eirikur Agustsson. High-fidelity generative image compression. *Advances in Neural Information Processing Systems*, 33:11913–11924, 2020.
- [78] Ben Mildenhall, Pratul P Srinivasan, Matthew Tancik, Jonathan T Barron, Ravi Ramamoorthi, and Ren Ng. Nerf: Representing scenes as neural radiance fields for view synthesis. *Communications of the ACM*, 65(1):99–106, 2021.
- [79] David Minnen and Saurabh Singh. Channel-wise autoregressive entropy models for learned image compression. In *Proceedings of the IEEE International Conference on Image Processing (ICIP)*, pages 3339–3343, 2020.
- [80] David Minnen, Johannes Ballé, and George D Toderici. Joint autoregressive and hierarchical priors for learned image compression. *Advances in Neural Information Processing Systems*, 31, 2018.
- [81] Thomas Müller, Alex Evans, Christoph Schied, and Alexander Keller. Instant neural graphics primitives with a multiresolution hash encoding. *ACM Transactions on Graphics*, 41(4):102:1–102:15, 2022.
- [82] Seungjun Nah, Sungyong Baik, Seokil Hong, Gyeongsik Moon, Sanghyun Son, Radu Timofte, and Kyoung Mu Lee. Ntire 2019 challenge on video deblurring and super-resolution: Dataset and study. In *Proceedings of the IEEE/CVF Conference on Computer Vision and Pattern Recognition Workshops (CVPRW)*, pages 0–0, 2019.
- [83] Maxime Oquab, Timothée Darcet, Theo Moutakanni, Huy V. Vo, Marc Szafraniec, Vasil Khalidov, Pierre Fernandez, Daniel Haziza, Francisco Massa, Alaaeldin El-Nouby, Russell Howes, Po-Yao Huang, Hu Xu, Vasu Sharma, Shang-Wen Li, Wojciech Galuba, Mike Rabbat, Mido Assran, Nicolas Ballas, Gabriel Synnaeve, Ishan Misra, Herve Jegou, Julien Mairal, Patrick Labatut, Armand Joulin, and Piotr Bojanowski. Dinov2: Learning robust visual features without supervision, 2023.
- [84] Chenyang Qi, Xin Yang, Ka Leong Cheng, Ying-Cong Chen, and Qifeng Chen. Real-time 6k image rescaling with rate-distortion optimization. In *Proceedings of the IEEE/CVF Conference on Computer Vision and Pattern Recognition (CVPR)*, 2023.
- [85] Nasim Rahaman, Aristide Baratin, Devansh Arpit, Felix Draxler, Min Lin, Fred Hamprecht, Yoshua Bengio, and Aaron Courville. On the spectral bias of neural networks. In *Proceedings of the International Conference on Machine Learning (ICML)*, pages 5301–5310. PMLR, 2019.
- [86] Oren Rippel and Lubomir Bourdev. Real-time adaptive image compression. In *Proceedings of the International Conference on Machine Learning (ICML)*, 2017.
- [87] Shuwei Shi, Jinjin Gu, Liangbin Xie, Xintao Wang, Yujiu Yang, and Chao Dong. Rethinking alignment in video super-resolution transformers. *Advances in Neural Information Processing Systems*, 35:36081–36093, 2022.
- [88] Juan Song, Jiaxiang He, Mingtao Feng, Keyan Wang, Yunsong Li, and Ajmal Mian. High frequency matters: Uncertainty guided image compression with wavelet diffusion. *arXiv preprint arXiv:2407.12538*, 2024.
- [89] Long Sun, Jinshan Pan, and Jinhui Tang. Shufflemixer: An efficient convnet for image super-resolution. In *Advances in Neural Information Processing Systems*, pages 17314–17326, 2022.
- [90] Ying Tai, Jian Yang, and Xiaoming Liu. Image super-resolution via deep recursive residual network. In *Proceedings of the IEEE Conference on Computer Vision and Pattern Recognition (CVPR)*, pages 3147–3155, 2017.

- [91] Matthew Tancik, Pratul Srinivasan, Ben Mildenhall, Sara Fridovich-Keil, Nithin Raghavan, Utkarsh Singhal, Ravi Ramamoorthi, Jonathan Barron, and Ren Ng. Fourier features let networks learn high frequency functions in low dimensional domains. *Advances in Neural Information Processing Systems*, 33:7537–7547, 2020.
- [92] David Taubman and Michael Marcellin. *JPEG2000 Image Compression Fundamentals, Standards and Practice*. Springer Publishing Company, Incorporated, 2013.
- [93] Joint Video Experts Team. Vvc official test model vtm. 2021.
- [94] Tong Tong, Gen Li, Xiejie Liu, and Qinquan Gao. Image super-resolution using dense skip connections. In *Proceedings of the IEEE/CVF International Conference on Computer Vision (ICCV)*, pages 4799–4807, 2017.
- [95] G.K. Wallace. The jpeg still picture compression standard. *IEEE Transactions on Consumer Electronics*, 38(1):xviii–xxxiv, 1992.
- [96] Shen Wang, Zhengxue Cheng, Donghui Feng, Guo Lu, Li Song, and Wenjun Zhang. Asymllic: Asymmetric lightweight learned image compression. In *Proceedings of the IEEE International Conference on Visual Communications and Image Processing (VCIP)*, pages 1–5, 2024.
- [97] Xintao Wang, Ke Yu, Shixiang Wu, Jinjin Gu, Yihao Liu, Chao Dong, Yu Qiao, and Chen Change Loy. Esrgan: Enhanced super-resolution generative adversarial networks. In *Proceedings of the European Conference on Computer Vision Workshops (ECCVW)*, 2019.
- [98] Xintao Wang, Liangbin Xie, Chao Dong, and Ying Shan. Real-esrgan: Training real-world blind super-resolution with pure synthetic data. In *Proceedings of the IEEE/CVF International Conference on Computer Vision Workshops (ICCVW)*, 2021.
- [99] Zhendong Wang, Xiaodong Cun, Jianmin Bao, Wengang Zhou, Jianzhuang Liu, and Houqiang Li. Uformer: A general u-shaped transformer for image restoration. In *Proceedings of the IEEE/CVF Conference on Computer Vision and Pattern Recognition (CVPR)*, pages 17683–17693, 2022.
- [100] H. Wu, B. Xiao, N. Codella, M. Liu, X. Dai, L. Yuan, and L. Zhang. Cvt: Introducing convolutions to vision transformers. In *IEEE/CVF International Conference on Computer Vision (ICCV)*, 2021.
- [101] Yueqi Xie, Ka Leong Cheng, and Qifeng Chen. Enhanced invertible encoding for learned image compression. In *Proceedings of the ACM International Conference on Multimedia (MM)*, pages 162–170, 2021.
- [102] Kai Xu, Ziwei Yu, Xin Wang, Michael Bi Mi, and Angela Yao. Enhancing video super-resolution via implicit resampling-based alignment. In *Proceedings of the IEEE/CVF Conference on Computer Vision and Pattern Recognition (CVPR)*, pages 2546–2555, 2024.
- [103] Tianfan Xue, Baian Chen, Jiajun Wu, Donglai Wei, and William T Freeman. Video enhancement with task-oriented flow. *International Journal of Computer Vision*, 127:1106–1125, 2019.
- [104] Chang-Han Yeh, Chin-Yang Lin, Zhixiang Wang, Chi-Wei Hsiao, Ting-Hsuan Chen, Hau-Shiang Shiu, and Yu-Lun Liu. Diffir2vr-zero: Zero-shot video restoration with diffusion-based image restoration models. *arXiv preprint arXiv:2407.01519*, 2024.
- [105] Syed Waqas Zamir, Aditya Arora, Salman Khan, Munawar Hayat, Fahad Shahbaz Khan, and Ming-Hsuan Yang. Restormer: Efficient transformer for high-resolution image restoration. In *Proceedings of the IEEE/CVF Conference on Computer Vision and Pattern Recognition (CVPR)*, pages 5728–5739, 2022.
- [106] Fanhu Zeng, Hao Tang, Yihua Shao, Siyu Chen, Ling Shao, and Yan Wang. Mambaic: State space models for high-performance learned image compression. *arXiv preprint arXiv:2503.12461*, 2025.
- [107] R Zeyde, M Elad, and M Protter. On single image scale-up using sparse-representations. In *Proceedings of the International Conference on Curves and Surfaces (ICCS)*, pages 711–730, 2010.
- [108] Jiale Zhang, Yulun Zhang, Jinjin Gu, Yongbing Zhang, Linghe Kong, and Xin Yuan. Accurate image restoration with attention retractable transformer. In *Proceedings of the International Conference on Learning Representations*, 2023.
- [109] Leheng Zhang, Yawei Li, Xingyu Zhou, Xiaorui Zhao, and Shuhang Gu. Transcending the limit of local window: Advanced super-resolution transformer with adaptive token dictionary. In *Proceedings of the IEEE/CVF Conference on Computer Vision and Pattern Recognition (CVPR)*, pages 2856–2865, 2024.

- [110] Leheng Zhang, Yawei Li, Xingyu Zhou, Xiaorui Zhao, and Shuhang Gu. Transcending the limit of local window: Advanced super-resolution transformer with adaptive token dictionary. In *Proceedings of the IEEE/CVF Conference on Computer Vision and Pattern Recognition*, pages 2856–2865, 2024.
- [111] Yulun Zhang, Kungpeng Li, Kai Li, Lichen Wang, Bineng Zhong, and Yun Fu. Image super-resolution using very deep residual channel attention networks. In *Proceedings of the European Conference on Computer Vision (ECCV)*, 2018.
- [112] Yulun Zhang, Yapeng Tian, Yu Kong, Bineng Zhong, and Yun Fu. Residual dense network for image super-resolution. In *Proceedings of the IEEE/CVF Conference on Computer Vision and Pattern Recognition (CVPR)*, pages 2472–2481, 2018.
- [113] Shangchen Zhou, Jiawei Zhang, Wangmeng Zuo, and Chen Change Loy. Cross-scale internal graph neural network for image super-resolution. *Advances in Neural Information Processing Systems*, 33: 3499–3509, 2020.
- [114] Qiang Zhu, Pengfei Li, and Qianhui Li. Attention retractable frequency fusion transformer for image super resolution. In *Proceedings of the IEEE/CVF Conference on Computer Vision and Pattern Recognition (CVPR)*, pages 1756–1763, 2023.
- [115] Yinhao Zhu, Yang Yang, and Taco Cohen. Transformer-based transform coding. In *International Conference on Learning Representations (ICLR)*, 2022.
- [116] Renjie Zou, Chunfeng Song, and Zhaoxiang Zhang. The devil is in the details: Window-based attention for image compression. In *Proceedings of the IEEE/CVF Conference on Computer Vision and Pattern Recognition (CVPR)*, 2022.

## A Overview

This supplementary material provides additional implementation details and experimental results to complement our main manuscript. Our FIPER framework explicitly models multi-scale patterns and captures periodic features effectively, as visualized in fig. 8.




Figure 8: **Visual comparisons on super-resolution (4×).**

In the following, we dive into the details. Specifically, we first elaborate on coordinate transformation, the background of learned image compression, and a comparison between single- and multi-image compression in section B, which were omitted in the main paper due to space limitations. Following this, we discuss the differences with factor fields [12] in section C. Next, in section D, we present comprehensive details about the experiments and benchmarks, including the Video Super-Resolution task, which was not discussed in the main paper. Then, we provide ablation studies regarding different components of our pipeline, validating the design in section E. Finally, we provide extensive visualizations to facilitate a more detailed comparison of the results in section H.

## B Method Details

In this section, we provide the details of Sawtooth coordinate transformation and downsampling inspired by it, the background of Learned Image Compression, and comparison between single- and multi-image compression.

### B.1 Sawtooth Coordinate Transformation and Downsampling

**Sawtooth transformation** Sawtooth transformation is formulated as  $\gamma(x) = x \bmod k$ ,  $k \in R$ . We can easily observe that such transformation implicitly captures patch-like frequency information as shown in fig. 9a, and thus, we propose that by leveraging the inter-patch information from the sawtooth coordinate transformation, the visual correspondence between spatial locations can be effectively represented.

**Downsampling based on Sawtooth transformation** To reconstruct a  $256 \times 256$  image, we formulate our Factorized Features as

$$\hat{I}(x) = \mathcal{P}\left(\text{Concat}_{i=1}^N \left\{ c_{ij}(x) \odot \psi(\alpha_j \cdot b_i(\gamma_i(x))) \right\}\right), \quad (11)$$

which is the same as eq. (7) in the main paper.

In practice, the bases are of shape  $C \times H \times W$  with  $N = 6$ . We set  $H = W = \{256, 128, 64, 32, 16, 8\}$  and  $C = 24$  for all bases. Thus, we sample each basis with  $\gamma_i(x) = x$

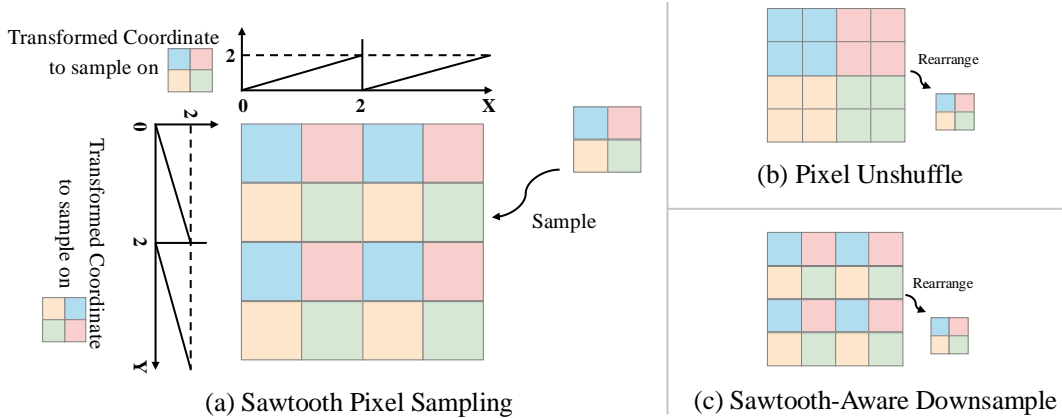


Figure 9: **The correlation between coordinate transformation and downsampling.** (a) The sawtooth transformation example with  $k = 2$ . (b) The PixelUnShuffle downsample. (c) To explicitly model the information for sampling with a sawtooth, we rearrange the feature map in a dilation-like manner in the downsample layer of the Basis Swin Transformer. This way, the feature sampled would capture the information in the original layout correctly; in other words,  $I = \text{Sawtooth-Pixel-Sampling}(\text{Sawtooth-Aware-Downsample}(I))$

$\text{mod } k_i$  where  $x \in \{0, \dots, 255\}^2$  and  $k = \{256, 128, 64, 32, 16, 8\}$ . This formulation can be interpreted as we sample the same feature on different spatial location of a image, e.g., when using  $b_1 \in R^{24 \times 128 \times 128}$  with  $k_1 = 128$ ,  $x = \{0, 0\}$  and  $x = \{128, 0\}$  will be extracting  $b_1(0, 0)$ , which is also visualized in fig. 9a. Therefore, we want to aggregate the information appearing in different location of the image, where these spatial locations will be sampled at the same location on the basis; that is, we want the information of  $I(0, 0)$  and  $I(128, 0)$  to be aggregated in  $b_1(0, 0)$  in previous example. This way, we can explicitly model repetitive structure in different scale, and such frequency modeling subsequently enhances the reconstruction.

Based on the analysis, as visualized in fig. 9c, we integrate **Sawtooth-Aware Downsample** layer into Basis Transformer. Such operation is essentially the inverse of Sawtooth transformation, i.e., we merge the feature together with Sawtooth-Aware Downsample, decode the feature to basis, and then sample the basis to different spatial location via Sawtooth transformation.

## B.2 Learned Image Compression.

Following [79, 3], a learned image compression model with a channel-wise entropy model can be formulated as:

$$\begin{aligned}
 z &= h_a(y; \phi_h), \quad y = g_a(x; \phi), \\
 \{F_{\text{mean}}, F_{\text{scale}}\} &= h_s(\hat{z}; \theta_h), \quad \hat{z} = Q(z), \\
 \hat{y} &= \{Q(y_0 - \mu_0) + \mu_0, \dots, Q(y_t - \mu_t) + \mu_t\}, \\
 \hat{x} &= g_s(\bar{y}; \theta), \quad \bar{y} = \mathbf{Refine}_{\theta_r}(\mu_0, \dots, \mu_t, \hat{y}),
 \end{aligned} \tag{12}$$

where  $0 \leq t < l$ ,  $\mu_t = e_i(\hat{y}_{<i}, F_{\text{mean}})$ . The encoder  $g_a$  transforms the raw image  $x$  into a latent representation  $y$ . A hyper-prior encoder  $h_a$  further processes  $y$  to output  $z$ , capturing spatial dependencies.  $z$  is then quantized to  $\hat{z}$ , where a factorized density model  $\varphi$  is used to encode quantized  $\hat{z}$  as  $p_{\hat{z}|\varphi}(\hat{z} | \varphi) = \prod_j (p_{z_j|\varphi}(\varphi) * \mathcal{U}(-\frac{1}{2}, \frac{1}{2}))(\hat{z}_j)$  where  $j$  specifies the position or each element of each signal. The derivation of the equation can be found in [2]. Next,  $\hat{z}$  is decoded by  $h_s$  to produce features  $F_{\text{mean}}$  and  $F_{\text{scale}}$ , used to estimate the mean  $\mu$  and variance  $\sigma$  of  $y$ . The latent  $y$  is divided into  $l$  slices, and each quantized around computed means  $\mu_t$ . These  $\mu_t$  are derived from earlier quantized slices and  $F_{\text{mean}}$  by a slice network  $e_i$ . The quantized slices form  $\hat{y}$ . For decompression,  $\hat{y}$  is refined using  $\mathbf{Refine}_{\theta_r}$  based on  $\mu_t$  and  $\hat{y}$  to produce  $\bar{y}$ , approximating the original  $y$ . Finally,  $g_s$  reconstructs the decompressed image  $\hat{x}$  from  $\bar{y}$ . The model is trained using a

Lagrangian multiplier-based rate-distortion optimization:

$$\begin{aligned}
 L &= R(\hat{y}) + R(\hat{z}) + \lambda \cdot D(x, \hat{x}) \\
 &= \mathbb{E} [-\log_2 (p_{\hat{y}|\hat{z}}(\hat{y} | \hat{z}))] + \mathbb{E} [-\log_2 (p_{\hat{z}|\varphi}(\hat{z} | \varphi))] \\
 &\quad + \lambda \cdot \mathcal{D}(x, \hat{x})
 \end{aligned} \tag{13}$$

where  $R(\hat{y})$  and  $R(\hat{z})$  denote bit rates,  $D(x, \hat{x})$  is the distortion term (calculated by MSE), and  $\lambda$  balances compression efficiency and image fidelity. In our experiments, we follow [62], modifying only  $g_s$  to demonstrate our representation’s effectiveness.

### B.3 Comparison between single- and multi-image compression

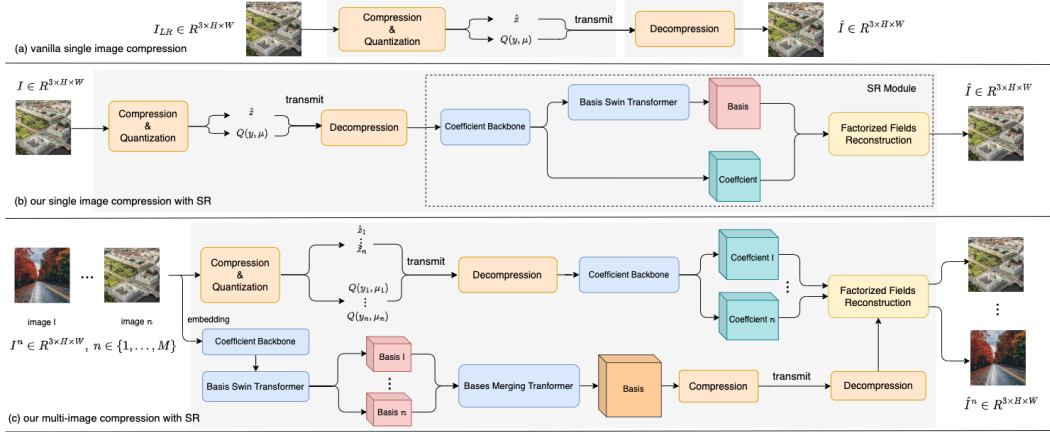


Figure 10: **The illustration of our image-compression framework** (a) Traditional learning-based compression methods. (b) Our approach surpasses (a) by incorporating our Factorized Features and Super-Resolution (SR) Module from section 4.2 in the main paper as information-recovery prior. (c) Expanding on (b), we introduces a multi-image compression strategy that utilizes both our SR Module and a Basis Merging Transformer to capture shared structure.

We provide visual comparison of single- and multi-image compression in fig. 10b and fig. 10c, respectively, with traditional compression method in fig. 10a. First, we have single image compression(SIC), the same as fig. 5b in the main paper. The goal of the SIC pipeline is to validate two aspects: (1) that Factorized Features, which are designed to represent images, can be applied to different tasks; (2) that leveraging super-resolution (SR) priors improves reconstruction quality. Note that we directly adopt the SR module’s architecture to also reduce overall complexity.

Next, we derive multi-image compression (MIC) as in section 4.3.1 of the main paper. In traditional signal processing, a shared set of bases is often used to represent diverse sources. We adopt this property to further reduce compression redundancy. Specifically, our approach transmits (1) image features, which are used to decode coefficients, and (2) the bases themselves. By contrast, single image compression in fig. 10b transmits only image features. Intuitively, transmitting the bases provides additional information that can improve reconstruction quality. However, directly transmitting all bases would significantly increase the bit rate. To address this, we merge the bases into a single set before transmission, thereby enhancing reconstruction while minimizing extra transmission costs.

## C Differences from Factor Fields

We **explicitly highlight** how **Sawtooth-based sampling** and **Multi-frequency Modulation** extend the original factor fields. In 2D toy examples as shown in fig. 11, traditional SR/IC representations can be viewed as a “vanilla” scenario with  $N = 1$  and  $c(x) = 1$ . factor fields already improve accuracy over such baselines, but our introduction of  $\psi$  and  $\alpha$  further captures both high- and low-frequency details. Specifically, forcing  $\alpha = 4$  compels the network to learn broader frequency ranges and avoid noise from the fixed modulation. To confirm these advantages, we trained *smaller SR models* and compared them with factor fields in table 3. The results illustrate that our multi-frequency constraint



yields significant gains even in simpler configurations, underscoring its importance for high-frequency detail preservation and overall reconstruction quality.




Figure 11: 2D toy example.

Table 3: **Comparison with Factor Fields.** HAT-FA-Small denotes replace our Factorized Features with factor fields.

Method	Sawtooth	$\psi$	$\alpha$	Params	MACs	Forward Pass	Set5		Set14		B100		Urban100		Manga109	
	$\gamma(x)$			(M)	(G)	Memory (MB)	PSNR $\uparrow$	SSIM $\uparrow$	PSNR $\uparrow$	SSIM $\uparrow$	PSNR $\uparrow$	SSIM $\uparrow$	PSNR $\uparrow$	SSIM $\uparrow$	PSNR $\uparrow$	SSIM $\uparrow$
HAT-S				9.62	40.38	3,214	32.92	0.9047	29.15	0.7958	27.97	0.7505	27.87	0.8346	32.35	0.9283
HAT				20.77	86.02	3,692	33.04	0.9056	29.23	0.7973	28.00	0.7517	27.97	0.8368	32.48	0.9292
HAT-FA-Small	✓			15.99	57.61	3,678	33.06	0.9065	29.26	0.7976	28.04	0.7524	28.12	0.8413	32.52	0.9301
HAT-F-Small-only-sin	✓	{sin}	{1, 4, 16, 64}	16.13	66.34	4,176	33.16	0.9067	29.33	0.7989	28.05	0.7530	28.26	0.8429	32.64	0.9312
HAT-F-Small-half-freq	✓	{sin, cos}	{1, 16}	16.13	66.34	4,148	33.18	0.9073	29.35	0.8003	28.02	0.7521	28.31	0.8431	32.70	0.9316
HAT-F-Small	✓	{sin, cos}	{1, 4, 16, 64}	16.26	75.06	4,640	33.24	0.9079	29.39	0.8009	28.06	0.7543	28.41	0.8453	32.82	0.9324
HAT-F (Our FIPER)	✓	{sin, cos}	{1, 4, 16, 64}	45.97	158.79	5,750	33.31	0.9085	29.45	0.8011	28.09	0.7553	28.55	0.8463	32.99	0.9330
HAT-L (ImageNet pre-trained)				40.84	167.27	6,804	33.30	0.9083	29.47	0.8015	28.09	0.7551	28.60	0.8498	33.09	0.9335

## D Implementation Details

**Single Image Super-Resolution** The architecture of our SR networks is shown in fig. 12. Firstly, for Coefficient Backbones from various pre-trained models like [15, 109, 18], we replace the output upsampling layer (mostly pixel shuffle) with convolution of channel  $D = 256$ , i.e., for input image with resolution  $64 \times 64$ , the original pre-trained models process hidden states in  $64 \times 64$ , and then upsample the output to  $256 \times 256$  for final result, where we replace the upsampling with convolution and output the final hidden state  $X_{coeff} \in R^{256 \times 64 \times 64}$ .

Next, the Basis Swin Transformer begins with feature embedding, extending the channels  $D$  from 256 to 384, where the features are then passed through a series of SwinV2[70] and Sawtooth-Aware Downsampling Blocks. Specifically, each block contains two layers, one of which uses shifted window attention. After each block, the hidden state goes through upsampling by 4x and convolution to convert the output basis channel to 24. Then, the Sawtooth-Aware Downsample block rearranges the hidden state  $h$  as discussed in the main paper, which can be viewed as:

$$h = \text{rearrange}(h, \text{'b c (s h) (s w)} \rightarrow \text{b (s s c) h w}), s = 2 \quad (14)$$

, and reduces the feature channel by 4. In all experiments we use  $N = 6$ , i.e. there are 6 bases, where  $\text{Basis}_i \in R^{24 \times \frac{256}{2^i} \times \frac{256}{2^i}}$  for  $i$  in  $\{0 \dots 5\}$ .

Finally, we derive our Coefficient by a series of Convolution and Pixelshuffle layers and decoded the Bases and Coefficient to a predicted high-resolution image by eq. (15):

$$\hat{I}(x) = \mathcal{P}\left(\text{Concat}_{i=1}^N \left\{ c_i(x) \odot \psi(\alpha_j \cdot b_i(\gamma_i(x))) \right\}\right). \quad (15)$$

In practice, the coefficient is generated with channels equal to the total number of base channels, and it is split accordingly by channels.

**Multi-Image (Video) Super-Resolution** Building upon our prior work in Single-Image Super-Resolution (SISR), we extend the applicability of Factorized Features to tackle the challenges in Multi-Image Super-Resolution (MISR). In the main paper, we introduced the Basis Merging Transformer for Multi-Image Compression. Here, we further expand its functionality to generate per-timestamp Coefficients and Bases.

To evaluate the effectiveness of our approach, we use Video Super-Resolution (VSR) as the benchmark task. Specifically, we simply leverage transformer blocks from [83] to model temporal correlations.

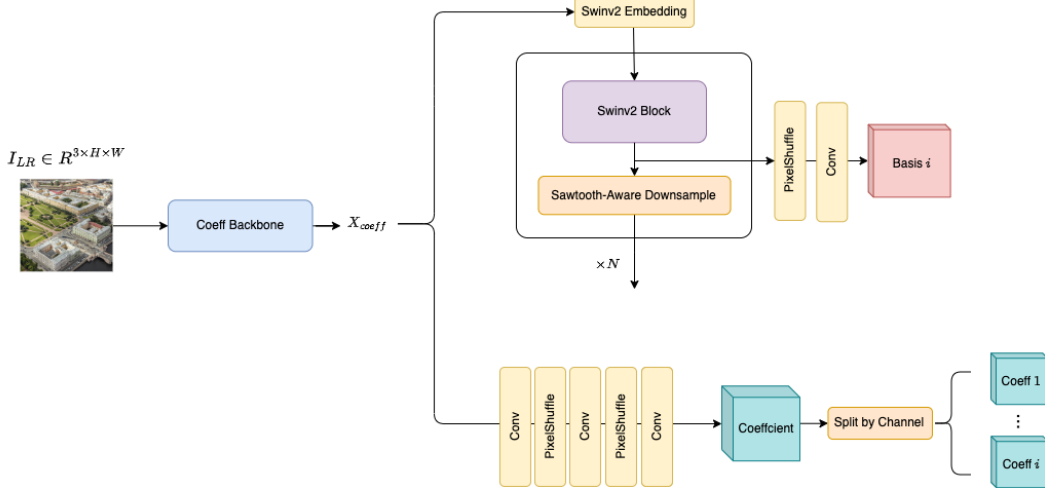


Figure 12: Detailed architecture of Super-Resolution Modules

Method	Frames	REDS4		Vimeo-90K-T		Vid4	
	REDS/Vimeo	PSNR	SSIM	PSNR	SSIM	PSNR	SSIM
BasicVSR++[10]	30/14	32.39	0.9069	37.79	0.9500	27.79	0.8400
VRT[57]	16/7	32.19	0.9006	38.20	0.9530	27.93	0.8425
RVRT[56]	30/14	32.75	0.9113	38.12	0.9527	27.99	0.8462
PSRT[87]	16/14	32.72	0.9106	38.27	0.9536	28.07	0.8485
IA-RT[102]	16/7	32.90	0.9138	38.14	0.9528	28.26	0.8517
Ours-HAT-F	16/7	32.67	0.9096	38.09	0.9512	27.95	0.8441

Table 4: Performance comparison among different methods on REDS4, Vimeo-90K-T, and Vid4 datasets. **Note that we don’t use any special design on the network, such as temporal correspondence or motion sampling like previous works, demonstrating our effectiveness.**

For a given video, we first derive the Coefficient and Basis for each frame and rearrange each level  $i$  of the Coefficients or Basis such that the spatial dimensions  $H$  and  $W$  are treated as the batch dimension, while the temporal dimension is processed as a sequence of tokens for the Transformer. Next, we apply positional embedding to the tokens, process the tokens with the transformer blocks, and finally decode the Coefficient and Basis token from the respective position with convolution layers for the output super-resolved frames.

table 4 shows quantitative comparison with state-of-the-art methods. All VSR experiments were conducted using bicubic 4X downsampling. The training dataset includes the REDS[82] and Vimeo-90K[103] datasets, while the testing dataset comprises REDS4[82], Vid4[60], and Vimeo-90K-T[103].

For the REDS dataset, we train for 300k iterations using 16 input frames, with a learning rate of  $1e-4$  and a cosine learning rate that gradually decays to  $1e-7$ . The batch size is set to 8, and the Coefficient Backbone and the Basis Swin Transformer are initialized from SISR. When training on the Vimeo-90K dataset, we first conduct 300k iterations with 14 input frames with flip sequence, we then train model on 7 input frames with flip sequence, using a learning rate of  $1e-4$  and a cosine learning rate decay to  $1e-7$ . We initialize the weights using the model trained on the REDS dataset. The batch size remains 8. Note that the training is only conducted on the newly added transformer blocks, i.e., the Coefficient Backbone and Basis Swin Transformer are frozen. Test results for the REDS model are reported on the REDS4 dataset, while test results for the Vimeo-90K model are reported on Vimeo-90K-T and Vid4. We calculate PSNR and SSIM on the RGB channel for REDS4 and Y channel for Vimeo-90K-T and Vid4, following previous work[102, 87, 56].

**Single Image Compression** As discussed in the main paper, to make a fair comparison with the state-of-the-art, our entropy model and compression backbone greatly follow that of [62], as shown

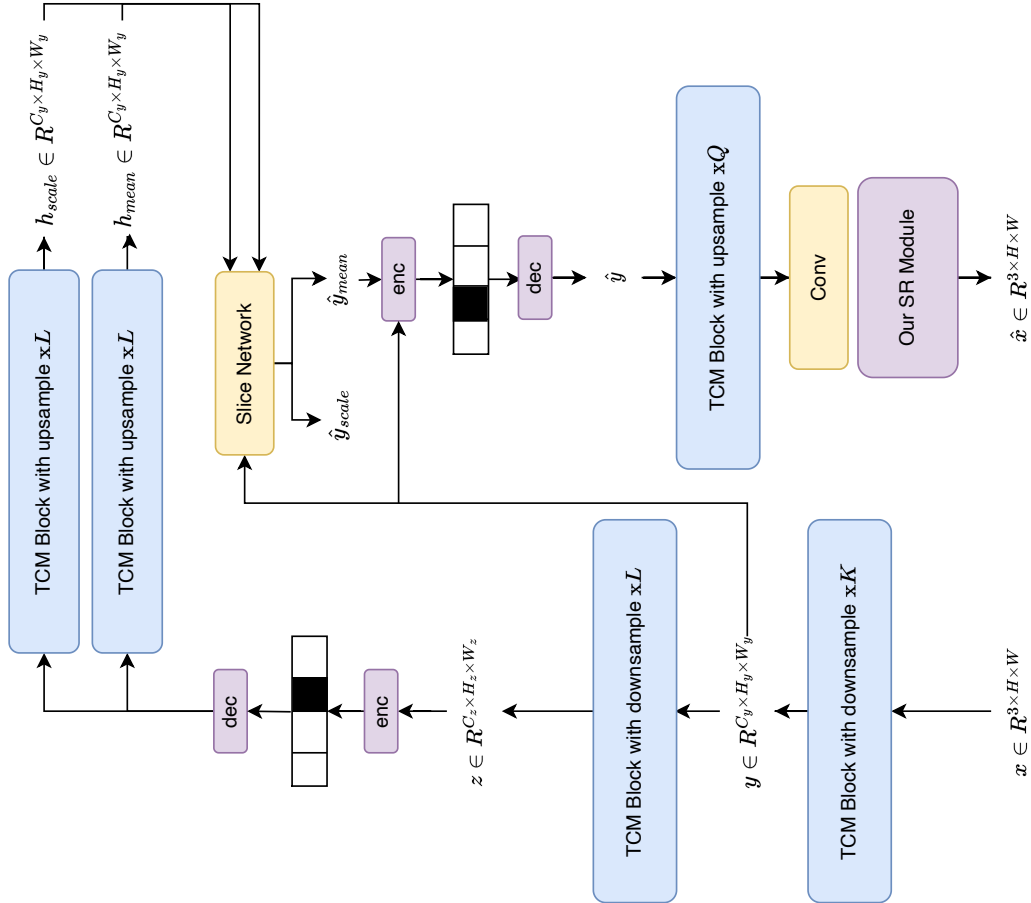


Figure 13: Detailed architecture of Compression Modules

in fig. 13 (more details can be found in [62]). What we do here is that we use the output from the last main layer and convert it to match the hidden channel of the SR Module.

**Multi-Image Compression** Following VSR, we use transformer blocks to merge the bases. The difference here is that we additionally prepend a CLS token so that we can use it as the final merged basis, i.e., if we have 16 bases of  $W = H = 64$  to merge into one, we rearrange the  $64 \times 64$  tokens as batch dimension, use the  $16 + 1$  as sequence dim, and finally treat the additional 1 (CLS) token as output. For the merged basis compression and transmission, we utilize the same architecture of the image branch, i.e., we randomly initialize a module from [62] with input and out channels change. After the Basis Merging Transformer is trained, we follow the same training setting for Basis compression while randomly sampling 1 to 24 images for a batch and setting only the Basis compression module trainable.

## E Ablation Studies

### E.1 Merged-Basis Strategy & SR Priors.

The SR prior accelerates detail recovery by leveraging high-resolution knowledge while basis merging exploits shared structures for efficiency. Since merging is introduced *after*, the compression model is pre-trained, and improvements stem not only from the SR prior but also from the well-initialized basis merging. When trained from scratch (see table 5), the merging transformer tends to find a universal solution rather than image-specific structures. Additionally, merging inevitably causes information loss, prompting the coefficient branch to encode more image-specific details. This mutual offset between SR prior and basis merging ultimately strengthens our approach.

	TCM-HAT-F-multi $M = 24$	TCM-HAT-F-multi $M = 24$ Coeff-Frozen	TCM-HAT-F-multi $M = 24$ Scratch
BD-rate %	-20.97	-19.18	-18.34

Table 5: Comparison of Merged-Basis Strategies.

## E.2 Encoding/Decoding Times.

Fig. 5(c) processes each of the  $M$  images through the Coefficient Backbone, Basis Swin Transformer, and Basis Merging Transformer, then compresses and transmits the merged basis. In Tab. 2, different  $M$  values primarily affect the run time of the Basis Merging Transformer. Although merging larger  $M$  increases computation, *per-image* overhead remains small once averaged by  $M$ , as shown in table 6. Notably, Tab. 2 assumes each image’s basis is compressed independently, which can be confusing. In practice, a merged basis is processed only *once*, so averaged encoding/decoding time is more realistic.

	$M = 1$	$M = 2$	$M = 4$	$M = 8$	$M = 16$	$M = 24$
Total Basis Merging Time (sec)	0.00328	0.00628	0.01140	0.02312	0.04784	0.08064
Averaged Basis Merging Time (sec) by $M$	0.00328	0.00314	0.00285	0.00289	0.00299	0.00336
Averaged Merged Basis Compression Time (sec) by $M$	0.0645	0.0323	0.0161	0.0081	0.0040	0.0027
Averaged Merged Basis Decompression Time (sec) by $M$	0.0935	0.0467	0.0234	0.0117	0.0058	0.0039
Adjusted Enc Time (sec) by $M$	0.2320	0.1998	0.1836	0.1756	0.1715	0.1702
Adjusted Dec Time (sec) by $M$	0.1740	0.1272	0.1039	0.0922	0.0863	0.0844
BD-Rate %	27.96	2.70	-10.11	-16.61	-19.88	-20.97

Table 6: Comparison of Encoding/Decoding Times.

## E.3 Inference Time Comparison for SR.

We provide the inference time in table 7, compared with extensive SR models. The inference time of different components of FIPER is also provided.

	ATD	DAT	RGT	HAT-S	HAT	HAT-L	HAT-F(Ours)	Coefficient Backbone (HAT-F)	Basis Swin Transformer (HAT-F)	Factorized Features Reconstruction (HAT-F)
Inference Time (s)	0.0592	0.0594	0.0612	0.0387	0.0398	0.0778	0.0716	0.0400	0.0132	0.0184
PSNR ont Set5	33.14	33.15	33.16	32.92	33.18	33.30	33.53	-	-	-

Table 7: Inference time comparison for SR.

## E.4 Influence of SR Priors in Image Compression.

We conduct experiments with various configurations to verify our image compression pipeline’s effectiveness. TCM-HAT refers to using the original HAT [16] instead of our SR Module in fig. 10b. TCM-HAT-F represents our full pipeline, while TCM-HAT-F-Scratch initializes the SR Module randomly. Results demonstrate that integrating SR priors improves image compression performance, and our representation further enhances results, highlighting the robustness of Factorized Features.

Table 8: Validation of the effectiveness of SR prior. The best PSNRs are marked in red.

Method	Kodak						CLIC						Tecnick					
	$\lambda = 0.0025$		$\lambda = 0.0067$		$\lambda = 0.025$		$\lambda = 0.0025$		$\lambda = 0.0067$		$\lambda = 0.025$		$\lambda = 0.0025$		$\lambda = 0.0067$		$\lambda = 0.025$	
	bpp	PSNR $\uparrow$	bpp	PSNR $\uparrow$	bpp	PSNR $\uparrow$	bpp	PSNR $\uparrow$	bpp	PSNR $\uparrow$	bpp	PSNR $\uparrow$	bpp	PSNR $\uparrow$	bpp	PSNR $\uparrow$	bpp	PSNR $\uparrow$
TCM[62]	0.1533	30.0834	0.2983	32.5841	0.6253	36.1345	0.1214	31.8207	0.2235	34.2098	0.4503	37.1201	0.1268	32.0588	0.2193	34.3669	0.3981	36.9066
TCM-HAT-F-Scratch	0.1570	30.0857	0.2976	32.5893	0.6211	36.1389	0.1214	31.9421	0.2235	34.2894	0.4503	37.1434	0.1258	32.0632	0.2189	34.3781	0.4001	36.9223
TCM-HAT	0.1567	30.1843	0.2992	32.6454	0.6268	36.2267	0.1220	31.9737	0.2266	34.3319	0.4512	37.2486	0.1262	32.1423	0.2174	34.5124	0.3971	36.9934
TCM-HAT-F	0.1574	<b>30.4012</b>	0.2998	<b>32.8910</b>	0.6276	<b>36.4461</b>	0.1229	<b>32.1917</b>	0.2249	<b>34.4109</b>	0.4512	<b>37.3135</b>	0.1255	<b>32.4591</b>	0.2186	<b>34.7656</b>	0.3975	<b>37.3244</b>

## E.5 Effectiveness of Factorized Features Design.

We conduct experiments to verify our multi-frequency modulation. The quantitative performance reported on single-image regression is shown in table 9, where each result is measured after 256 iterations. Compared to baseline results, our refinements in modeling pixel-level frequency have significantly improved all performance metrics. Additionally, our results demonstrate that the modulation function  $\psi$  and the scalar  $\alpha$  are interdependent, each essential to the other’s function.

Table 9: **Comparison of improvements of Factorized Features.**  $\psi$  and  $\alpha$  are the same in eq. (8). Note that here we test on single-image regression

Metric	PSNR $\uparrow$	SSIM $\uparrow$	LPIPS $\downarrow$
Baseline [12]	22.04	0.505	0.5296
Ours	38.44	0.999	0.0385
No $\psi$ to control magnitude	13.46	0.147	0.766
No $\alpha$ for pixel-wise frequency information	21.25	0.537	0.527

Method	Latency (ms)	#FLOPs (G)	#Params (K)	Set5 PSNR / SSIM	Set14 PSNR / SSIM	B100 PSNR / SSIM	Urban100 PSNR / SSIM	Manga109 PSNR / SSIM
SwinIR-lt	222.9	63.6	930	32.44 / 0.8976	28.77 / 0.7858	27.69 / 0.7406	26.47 / 0.7980	30.92 / 0.9151
ELAN-lt	18.0	54.1	640	32.43 / 0.8975	28.78 / 0.7858	27.69 / 0.7406	26.54 / 0.7982	30.92 / 0.9150
OmniSR	22.5	50.9	792	32.49 / 0.8988	28.78 / 0.7859	27.71 / 0.7415	26.64 / 0.8018	31.02 / 0.9150
SRFormer-lt	287.2	62.8	873	32.51 / 0.8988	28.82 / 0.7872	27.73 / 0.7422	26.67 / 0.8032	31.17 / 0.9165
ATD-lt	189.7	100.1	769	32.63 / 0.8998	28.89 / 0.7886	27.79 / 0.7440	26.97 / 0.8107	31.48 / 0.9198
HIT-SRF	82.1	58.0	866	32.55 / 0.8999	28.87 / 0.7880	27.75 / 0.7432	26.80 / 0.8069	31.26 / 0.9171
ASID-DB	61.8	49.6 <sup>†</sup>	748	32.57 / 0.8990	28.89 / 0.7898	27.78 / 0.7449	26.89 / 0.8096	
MambalR-lt	55.8	84.6	924	32.42 / 0.8977	28.74 / 0.7847	27.68 / 0.7400	26.52 / 0.7983	30.94 / 0.9135
MambalRV2-lt	153.4	75.6	790	32.51 / 0.8992	28.84 / 0.7878	27.75 / 0.7426	26.82 / 0.8079	31.24 / 0.9182
RDN	66.0	1309.2	22271	32.47 / 0.8990	28.81 / 0.7871	27.72 / 0.7419	26.61 / 0.8028	31.00 / 0.9151
RCAN	52.2	917.6	15592	32.63 / 0.9002	28.87 / 0.7889	27.77 / 0.7436	26.82 / 0.8087	31.22 / 0.9173
CATANet (CVPR'25)	102.4	49.3	535	32.58 / 0.8998	28.90 / 0.7880	27.75 / 0.7427	26.87 / 0.8081	31.31 / 0.9183
ESC (ICCV'25)	21.9	149.2	968	32.68 / 0.9011	28.93 / 0.7902	27.80 / 0.7447	27.07 / 0.8144	31.54 / 0.9207
CATANet-F (Ours)	110.3	56.7	941	32.69 / 0.9017	28.93 / 0.7906	27.82 / 0.7444	27.05 / 0.8133	31.62 / 0.9214
ESC-F (Ours)	24.6	73.4	952	32.74 / 0.9032	28.99 / 0.7931	27.86 / 0.7483	27.11 / 0.8158	31.78 / 0.9233

Table 10: Quantitative comparison on benchmark datasets for  $\times 4$  lightweight image super-resolution.

## E.6 Light-weight Model Comparison

To demonstrate the effectiveness of our method even under computation-constrained scenarios, we integrate our Factorized Features framework to state-of-the-art lightweight super-resolution models and observe consistent improvement as shown in table 10.

## E.7 Task-Specific Overfitting

To confirm that our **Factorized Features** are not overfitted to a single task, we further apply the same representation to other low-level vision problems such as motion deblurring in table 11 and image dehazing in table 12, without any task-specific modification. The consistent improvements across these tasks demonstrate that our features generalize well and capture transferable visual priors.

Metric / Method	DebluGAN-v2	SRN	DMPIN	SDWNet	MPRNet	MIMO-UNet+	DeepRFT+	MAXIM-3S	Stripformer	MSDI-net	Restormer	NAFNet	FFFormer	GRL-B	MLWNet (CVPR'24)	MLWNet-F (Ours)
PSNR	29.55	30.26	31.20	31.26	32.66	32.45	33.23	32.86	33.08	33.28	33.57	33.69	34.21	33.93	33.83	<b>34.40</b>
SSIM	0.934	0.934	0.945	0.966	0.959	0.957	0.963	0.961	0.962	0.964	0.966	0.967	0.969	0.968	0.968	<b>0.971</b>

Table 11: Performance comparison on the GoPro dataset for motion deblurring.

Metric / Method	DehazeNet	AOD-Net	MSBDN	FFA-Net	AECR-Net	DeHamer	PMNet	DehazeFormer	TaylorFormer	LH-Net	MITNet	PGH <sup>2</sup> Net (AAAI'24)	ConvIR (TPAMI'24)	ConvIR-F (Ours)
PSNR	13.84	13.14	15.37	14.39	15.80	16.62	16.79	16.29	16.66	18.87	16.97	17.02	17.45	<b>18.12</b>
SSIM	0.43	0.41	0.49	0.45	0.47	0.56	0.51	0.51	0.56	0.561	0.606	0.61	0.802	<b>0.823</b>

Table 12: Performance comparison on the Dense-Haze dataset for image dehazing.

## E.8 Analysis of Model Hyperparameters

We further conduct a comprehensive study on three key hyperparameters of our model: the number of frequency components  $N$ , the frequency modulation  $\alpha$ , and the basis transformation  $\gamma$  in table 13 and table 14. These factors collectively control the expressiveness and efficiency of the proposed **Factorized Features**.

These results show that our design choices provide a good trade-off between representation flexibility and efficiency, while maintaining stable performance across a wide range of hyperparameter configurations.

$N$ (Number of Frequency Components)	1	1	2	6	6	6	6	10
$\alpha$	{1}	{1, 4, 16, 64}	{1, 4, 16, 64}	{1}	{1, 4}	{1, 4, 16, 64}	{1, 4, 16, 64, 256, 1024}	{1, 4, 16, 64}
Set5 PSNR	32.62	32.64	32.70	32.62	32.71	32.74	32.69	32.73
Set5 SSIM	0.9018	0.9020	0.9029	0.9020	0.9027	0.9032	0.9024	0.9033

Table 13: Ablation on the number of frequency components  $N$  and scaling coefficients  $\alpha$ . We select  $N = 6$  for balanced quality and training efficiency, as  $N = 10$  yields marginal gains but converges slower.

Set5 Performance / $\gamma$	Sawtooth	Sin	Triangular
PSNR	32.71	32.69	32.71
SSIM	0.9027	0.9026	0.9023

Table 14: Comparison of alternative transformation bases  $\gamma$ .

## F Failure Cases

Failure cases typically involve extremely fine textures—details that are absent in the low-resolution (LR) input but appear in the super-resolved (SR) output. However, this has been a shared inherent limitation of super-resolution methods to date. For example, in top row of fig. 6, some white structures are present in HR but completely absent in LR.

## G Future Generalization

For image generation, for example, we can integrate our Factorized Features into the VAE decoder of a diffusion model. For video generation, we can employ our mergeable basis and leverage its properties to enhance structural coherence.

## H More Visualization

### H.1 Single Image Super-Resolution

Below, we provide more visual comparisons of single-image super-resolution, where FIPER denotes HAT-F.

BSD100 x4 : img\_066\_SRF\_4



HR



DAT




HAT-L



FIPER (ours)



Urban100 x4 : img070



HR



DAT



HAT-L




FIPER (ours)





Urban100 x4 : img046



HR



DAT



HAT-L



FIPER (ours)





## H.2 Image Compression

Below, we provide more visual comparisons of image compression. The results are present with TCM-HAT-F and the metrics are PSNR/Bpp.

