
GraphTeam: Facilitating Large Language Model-based Graph Reasoning via Multi-Agent Collaboration

Xin Li^{1*}, Qizhi Chu^{1*}, Yubin Chen^{2*}, Yang Liu¹, Yaoqi Liu¹,
Zekai Yu¹, Weize Chen³, Chen Qian³, Chuan Shi¹, Cheng Yang^{1†}

¹ Beijing University of Posts and Telecommunications

² The Chinese University of Hong Kong

³ Tsinghua University,

lixin4sky@bupt.edu.cn, chuqizhi@bupt.edu.cn,
YubinChen@link.cuhk.edu.hk, yangcheng@bupt.edu.cn

Abstract

Graphs are widely used for modeling relational data in real-world scenarios, such as social networks and urban computing. While large language models (LLMs) have achieved strong performance in many areas, existing LLM-based graph analysis approaches either integrate graph neural networks (GNNs) for specific machine learning tasks (*e.g.*, node classification), limiting their transferability, or rely solely on LLMs’ internal reasoning ability, resulting in suboptimal performance. To address these limitations, we take advantage of recent advances in LLM-based agents, which have shown capabilities of utilizing external knowledge or tools for problem solving. By simulating human problem-solving strategies such as analogy and collaboration, we propose a multi-agent system based on LLMs named GraphTeam, for graph analysis. GraphTeam consists of five LLM-based agents from three modules, and the agents with different specialities can collaborate with each other to address complex problems. Specifically, (1) *input-output normalization module*: the question agent extracts and refines four key arguments (*e.g.*, graph type and output format) from the original question, facilitating the problem understanding, and the answer agent organizes the results to meet the output requirement; (2) *external knowledge retrieval module*: we first build a knowledge base consisting of relevant documentation and experience information, and then the search agent retrieves the most relevant entries from the knowledge base for each question. (3) *problem-solving module*: given the retrieved information from search agent, the coding agent uses established algorithms via programming to generate solutions, and in case the coding agent does not work, the reasoning agent will directly compute the results without programming. Extensive experiments on six graph analysis benchmarks demonstrate that GraphTeam achieves state-of-the-art performance with an average 25.85% improvement over the best baseline in terms of accuracy.

1 Introduction

Social networks [13], urban computing [51], and various other fields make extensive use of graph data and related analytical methods. Given the promising problem-solving abilities demonstrated by

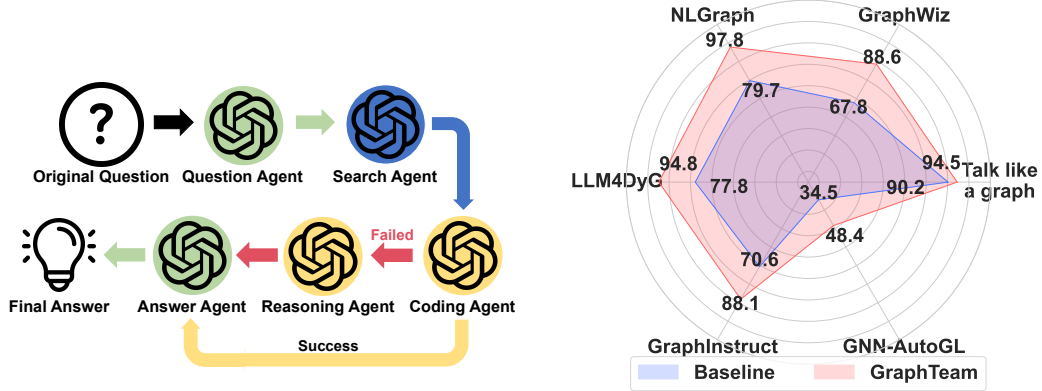


Figure 1: The overall pipeline of our multi-agent system GraphTeam (left), and the comparison between GraphTeam and the best baseline on six benchmarks (right).

large language models (LLMs) [4, 1, 2] across different domains, researchers are now exploring the feasibility of using LLMs to reason over graphs [41, 38, 32, 48].

Existing LLM-based graph reasoning methods mainly fall into two categories. The first category [6, 29, 35, 28] usually combines LLMs with graph neural networks (GNNs) for modeling. A typical paradigm is to first encode the input graph with a GNN, and then feed the encodings to an LLM as language token embeddings. However, this line of work is specialized for graph machine learning tasks, especially node classification, and thus has limited transferability. The second category [12, 9] usually flattens graphs into textual descriptions, and purely relies on LLMs for analyzing [26, 18, 50, 39, 9]. Strategies like in-context learning [4] and chain-of-thought reasoning [45] are widely used in these methods to improve performance. However, these methods analyze graphs by step-by-step reasoning on raw inputs without utilizing any external knowledge or tools, severely limiting their performance.

Fortunately, LLMs have been shown to be capable of using external knowledge or tools for solving problems, known as a key feature of LLM-based agents [47, 43]. Moreover, inspired by the division of labor and cooperation mechanisms in human society, researchers propose LLM-based multi-agent systems [34, 17, 46, 8], where agents with different specialities can collaborate with each other to address complex problems. But previous multi-agent frameworks are designed for general purposes, and have few knowledge relevant to graph reasoning.

Inspired by human problem-solving processes [37, 11, 5, 36], we present GraphTeam, a multi-agent system with three core modules specialized for graph reasoning: (1) *Input-output normalization module*. In human problem solving, clearly understanding and formalizing the problem is the first step [37, 5], and answering the question in required formats is also important. Therefore, we introduce two different LLM-based agents: the question agent extracts and refines key arguments from the original question to help the system better understand the problem; the answer agent reformats the results to meet the specified output requirement. (2) *External knowledge retrieval module*. In tackling complex problems, humans often seek help from external sources [11] or draw analogies to previously solved ones [5]. Therefore, we first build a knowledge base that includes relevant documentation and experience information. Then we introduce a search agent to retrieve the most relevant entries from this knowledge base to assist the downstream solving process. (3) *Problem-solving module*. Given the retrieved information, we introduce a coding agent that uses established algorithms via programming to generate solutions. If the coding agent fails, a reasoning agent directly infers the solution without relying on programming. The overall pipeline of GraphTeam is shown in Figure 1. We evaluate GraphTeam through extensive experiments across six graph reasoning benchmarks. These benchmarks cover a variety of graph tasks, ranging from basic graph theory to the deployment of GNNs. The experimental results and ablation studies highlight the effectiveness of GraphTeam as well as the necessity of each module. In summary, our contributions are three-fold:

- Different from previous paradigms that utilize LLMs for graph reasoning, we propose to facilitate the solving process via the collaboration of multiple LLM-based agents.
- Inspired by human problem-solving processes, we propose GraphTeam, a carefully designed framework consisting of five agents across three functional groups: input-output normalization,

external knowledge retrieval, and problem-solving modules. The agents collaborate with a well-defined division of labor for graph reasoning.

- Extensive experiments show that GraphTeam achieves state-of-the-art (SOTA) performance across all six graph reasoning benchmarks, with an average accuracy improvement of 15.3% over the best baseline.

2 Related Work

2.1 LLM-based Graph Reasoning

To evaluate the ability of LLMs in solving graph reasoning problems, researchers have developed various benchmarks [15, 12, 10, 7, 24]. Among them, NLGraph [42] is one of the first benchmark for assessing LLMs’ graph analysis capabilities, focusing on basic graph theory reasoning and simple GNN computations. Graphwiz [7] evaluates LLMs on graph problems of varying complexity, including NP-complete ones. GraphInstruct [30] includes 21 graph analysis tasks covering node-level, node-pair-level, and graph-level problems. Talk like a Graph [12] measures basic graph understanding abilities, while LLM4DyG [49] focuses on dynamic graph tasks related to temporal and spatial information. In our experiments, we employ the above five benchmarks, and also construct an additional one to evaluate the ability of deploying GNNs with AutoGL [14].

There is a rising trend of research to utilize LLMs for various graph reasoning tasks [25, 21]. Here we focus on the most relevant methods that employ LLMs as predictors [6, 29, 35, 28]. Related work can be roughly divided into two categories. The first category typically integrates LLMs with graph neural network (GNNs), and is specialized for graph machine learning tasks such as node classification [41, 48]. For example, GraphGPT [41] employs instruction tuning to fine-tune a GNN-enhanced LLM for node classification. GraphTranslator [48] encodes nodes in a graph by a GNN, and then project node embeddings into the embedding space of LLM tokens for zero-shot classification. However, these methods are designed and optimized for a specific task, and cannot generalize well to the diverse reasoning tasks in the above benchmarks. The second category usually flatten graphs into textual descriptions of adjacency lists, and then rely on LLM itself to analyze graphs with strategies like in-context learning [4], chain-of-thought reasoning [45] for inference [26, 18, 50, 39, 9]. For example, GUNDAM [32] collects natural language-based question-answer pairs of graph analysis problems to fine-tune LLMs, and performs step-by-step reasoning for inference. However, recent studies have shown that the reasoning depths of current LLMs are still shallow [33, 23], and will probably fail for problems that require complex reasoning. In contrast, we encourage LLMs to leverage external knowledge and tools, instead of performing step-by-step reasoning on raw inputs.

2.2 Multi-Agent Collaboration of LLMs

Autonomous agents aim to solve problems with self-directed planning and actions. Recently, researchers introduce the concept of LLM-based agent that is capable of understanding natural language instruction, interacting with humans, perceiving external environments, and performing various actions [3, 22, 47, 43]. Moreover, inspired by the collaboration of human in solving problems, researchers introduce LLM-based multi-agent systems, where agents collaborate with a well-defined division of labor. For example, ChatDev [34] is a virtual software company where LLM-based agents are responsible for different software development tasks (such as user interface design or software testing) for collaboration. MetaGPT [17] is a meta-programming framework that simulates human workflows. With proper developing pipeline, MetaGPT can generate effective programming solutions. AgentVerse [8] is a multi-agent framework inspired by human collaboration dynamics. It involves four iterative stages of expert recruitment, decision discussion, action and evaluation. AutoGen [46] is another multi-agent framework for general purposes. Through tool invocation and code generation, AutoGen can accomplish a wide variety of tasks. MACRec [44] is a novel framework designed to enhance recommendation systems through multi-agent collaboration. However, these multi-agent frameworks are not specialized for graph reasoning, *e.g.*, they have few knowledge of relevant Python libraries and no experience base of similar problems.

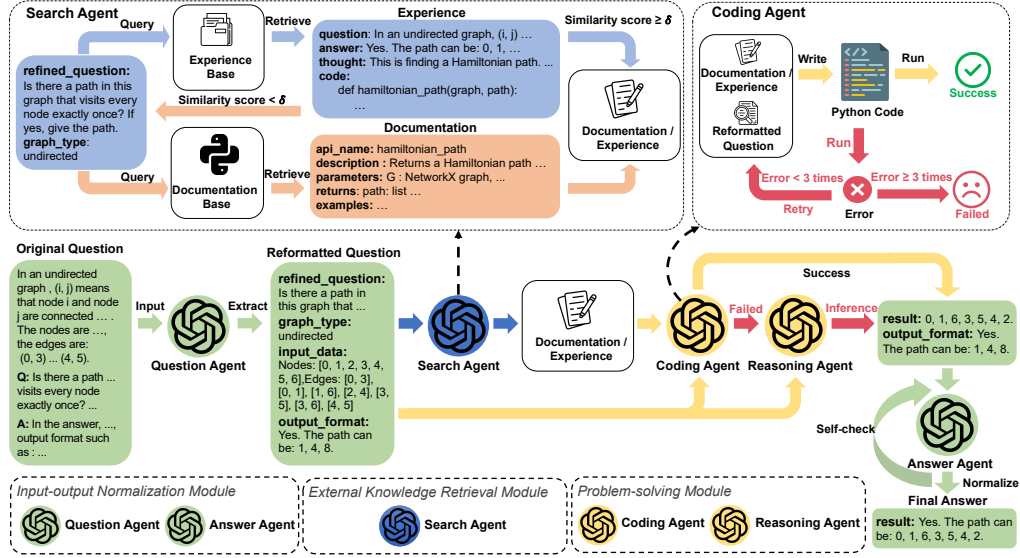


Figure 2: The overall framework of GraphTeam, which includes five agents across three functional groups. Firstly, the question agent refines the original question by extracting key arguments. Then the search agent queries knowledge bases with the reformatted question to retrieve relevant experience and documentation. Subsequently, the coding agent attempts to solve the problem via programming. If the coding agent fails after several retries, the reasoning agent will take over and directly solve the question without programming. Finally, the solutions from either the coding or reasoning agents are then passed to the answer agent for format standardization.

3 Methodology

We start by presenting the overall framework of GraphTeam, and then present the details of each agent in the system.

3.1 Framework Overview

As shown in Figure 2, the entire framework of GraphTeam consists of five agents across three functional groups:

Input-Output Normalization: This functional group aims to refine key information from input questions, and map the results to desired output formats. Specifically, the question agent is responsible for processing the original problem descriptions, extracting key arguments to assist the system in solving it. The answer agent is responsible for transferring the formats of calculated results, and conduct self-checking to ensure the consistency with problem requirements.

External Knowledge Retrieval: This functional group only includes the search agent to extract relevant information from external knowledge base. Specifically, we first build a knowledge base for graph reasoning based on documentation of popular Python libraries and experiences of previous problem-solving processes. With problems refined by the upstream question agent as queries, the search agent then retrieves information beneficial to downstream problem solving from the knowledge base.

Problem Solving: This functional group calculates the results based on the refined question of question agent and the extracted knowledge of search agent. Specifically, the coding agent attempts to solve the problem via programming. If the coding agent fails after several retries, the reasoning agent will solve the problem directly without programming.

3.2 Question Agent

Abstraction is a preliminary step for human beings to solve problems [37]. Inspired by this, we introduce a question agent to extract and refine four key arguments from the original problem

descriptions. Formally, given a graph reasoning problem with its original description denoted as q , we employ an LLM denoted as $\text{Question}(q)$ to generate refined question q_r , graph type q_t , input graph q_g and output format q_f :

$$(q_r, q_t, q_g, q_f) \leftarrow \text{Question}(q), \quad (1)$$

where q_r is a condensed version of original instruction, q_t indicates the graph type (*e.g.*, directed, undirected, weighted, etc.), q_g contains the graph to be processed, and q_f specifies how the answer should be presented (*e.g.*, numerical value, list, etc.). By explicitly identifying these key information, downstream agents can better understand a task and its requirements, thereby enhancing the overall reasoning capability. An example of question agent is shown below:

Original Question

In an undirected graph ..., the edges are: (0,3) ... (4,5).

Q: Is there a path ... visits every node exactly once? ...

A: In the answer, ..., Output format such as : ...

Reformatted Question

refined_question: Is there a path in this graph that ...

graph_type: undirected

input_data: Nodes: [0, 1, 2, 3, 4, 5, 6].

Edges: [0, 3], [0, 1], [1, 6], [2, 4], [3, 5], [3, 6], [4, 5]

output_format: Yes. The path can be: 1,4,8.

3.3 Search Agent

During the solving process of a hard problem, it is common for human beings to seek help from external sources [11] or make analogy to a previously solved one [5]. Therefore, we first build a knowledge base with documentation and experience information, and then ask the search agent to retrieve relevant entries from the knowledge base for each question.

3.3.1 Knowledge Base Construction

The knowledge base has two parts, *i.e.*, documentation base \mathcal{K}_{doc} and experience base \mathcal{K}_{exp} . Examples of documentation and experience entries are shown below:

Documentation Information

api_name: hamiltonian_path

description: Returns a Hamiltonian path ...

parameters: G : NetworkX graph, ...

returns: path: list...

examples: ...

Experience Information

question: In an undirected graph, ..., the edges are: (0,1) ... (5,6) Q: Is there a path in this graph ...

answer: Yes. The path can be: 0, 1, 6, 5.

thought: This is finding a Hamiltonian path. ...

code:

```
def hamiltonian_path(graph, path):
    ...
```

Documentation. We crawl the documentation of relevant Python libraries from the Internet, and each entry in the documentation corresponds to a specific application interface (API). Specifically, each entry includes fields such as API name, description, parameters, returns, and examples.

Experience. We use the system without experience base as the solver, and apply it on the training set to collect experiences. Note that each problem in the training set \mathcal{D}_{train} is usually associated with problem type $t \in \mathcal{T}$. Thus we collect candidate experiences \mathcal{K}_{exp}^t for each problem type t ,

and evaluate the utility of each experience on the validation set $\mathcal{D}_{\text{valid}}$. Only the experience with the highest utility will be kept in each $\mathcal{K}_{\text{exp}}^t$. More details including the pseudo codes for building the experience base can be found at Alg. 2 in Appendix A.1.

3.3.2 Knowledge Retrieval

For effective information retrieval, we build vector databases with LlamaIndex [27] for documentation and experiences, respectively. Then the search agent will take the refined question q_r and graph type q_t as query, and find the most relevant experience and API information from the database. Note that the experiences of similar problems contains detailed solutions, and are usually more helpful for downstream agents than documentations. Therefore, we first use similarity matching via LlamaIndex to score the experiences. If the largest similarity score exceeds a predefined threshold δ , the corresponding experience will be directly returned by the search agent without querying related documentation information. Otherwise, the search agent will return the most related entries in documentation base. Finally, either the experience or the documentation information returned by the search agent will be passed to the downstream agents for retrieval-augmented generation (RAG). For simplicity, we denote the operation of the search agent as

$$\text{knowledge}_q \leftarrow \text{Search}(q_r, q_t, \mathcal{K}, \delta). \quad (2)$$

3.4 Coding and Reasoning Agents

Given the outputs of question and search agents, the coding agent will generate and execute Python codes to solve the problems. In practice, the generated codes may encounter compilation or running errors. Following the trial-and-error strategy [37, 36] for problem solving, we introduce a retry mechanism that attempts to fix the codes with previous codes and error messages. More formally, the operation of coding agent in the n -th trial can be written as:

$$(\text{result}_q^n, \text{code}_q^n, \text{error}_q^n) \leftarrow \text{Coding}(q_r, q_t, q_g, q_f, \text{knowledge}_q, \{\text{code}_q^i\}_{i=1}^{n-1}, \{\text{error}_q^i\}_{i=1}^{n-1}), \quad (3)$$

where $\text{result}_q^n, \text{code}_q^n, \text{error}_q^n$ are respectively the execution result, generated code, and error message of the n -th trial. The last two parameters are the codes and error messages from previous $n - 1$ trials. If the codes runs normally, we define error_q^n as None.

If the coding agent fails to fix the codes when reaching the maximum number of trials, we will employ the reasoning agent to directly answer the question without programming:

$$\text{result}_q \leftarrow \text{Reasoning}(q_r, q_t, q_g, q_f). \quad (4)$$

In this way, the coding and reasoning agents can solve problems collectively, and achieve a collaborative functionality at the system level.

3.5 Answer Agent

Based on the output format q_f , the answer agent will organize the results given by the coding or reasoning agents as final results. Similar to the retry mechanism of coding agent, we also introduce a self-checking mechanism that iteratively refines the results according to format requirement q_f . Formally, the operation of answer agent is:

$$\text{output}_q^n \leftarrow \text{Answer}(q_f, \text{output}_q^{n-1}), \quad (5)$$

where output_q^n is the output in the n -th iteration, and output_q^0 is result_q generated by the coding or reasoning agents.

Input

result: 0, 1, 6, 3, 5, 4, 2.

output_format: Yes. The path can be: 1, 4, 8.

Answer

result: Yes. The path can be: 0, 1, 6, 3, 5, 4, 2.

Algorithm 1 Inference Pipeline of GraphTeam

Input: Problem described by question q , knowledge base \mathcal{K} , threshold δ for determining whether experience or documentation is retrieved, maximum number of retries N_{retry} , number of self-checking iterations N_{check} .

Output: Final answer of the problem $output_q$.

```
1:  $(q_r, q_t, q_g, q_f) \leftarrow \text{Question}(q)$ 
2:  $knowledge_q \leftarrow \text{Search}(q_r, q_t, \mathcal{K}, \delta)$ 
3:  $n = 0$ 
4: while  $error_q^n \neq \text{None}$  and  $n < N_{retry}$  do
5:    $n++$ 
6:    $(result_q^n, code_q^n, error_q^n) \leftarrow \text{Coding}(q_r, q_t, q_g, q_f, knowledge_q, \{code_q^i\}_{i=1}^{n-1}, \{error_q^i\}_{i=1}^{n-1})$ 
7:    $result_q \leftarrow result_q^n$ 
8: end while
9: if  $error_q^n \neq \text{None}$  then
10:   $result_q \leftarrow \text{Reasoning}(q_r, q_t, q_g, q_f)$ 
11: end if
12:  $output_q^0 \leftarrow result_q$ 
13: for  $n = 1, 2, \dots, N_{check}$  do
14:   $output_q^n \leftarrow \text{Answer}(q_f, output_q^{n-1})$ 
15: end for
```

3.6 Summary

We formalize the inference pipeline of GraphTeam in Alg. 1. Most agent functions (including Question, Coding, Reasoning and Answer) in Alg. 1 are all implemented by an LLM with different prompt templates. The Search function is implemented based on LlamaIndex [27]. We will provide more implementation details in Appendix A.

4 Experiments

We conduct extensive experiments on six graph reasoning benchmarks to validate the effectiveness of GraphTeam.

4.1 Experimental Setup

4.1.1 Datasets

To evaluate the effectiveness of our system, we consider six benchmarks for LLM-based graph reasoning: Talk like a Graph [12] primarily studies some fundamental problems in graph reasoning and explores the cognitive abilities of LLMs regarding graphs. LLM4DyG [49] focuses on basic problems related to dynamic graphs, while GraphWiz [7], NLGraph [42], and GraphInstruct [30] are used to evaluate the understanding and mastery of algorithms in fundamental graph theory. GNN-AutoGL is a benchmark we constructed in this paper to study the ability of LLMs in deploying GNNs with AutoGL [14]. Dataset statistics and details can be found at Appendix B.1 and B.2.

4.1.2 Metrics

For benchmarks with definite answers [12, 42, 49, 7, 30], we use accuracy as the evaluation metric. For GNN-AutoGL, since the task requires a complex pipeline (including identifying proper APIs, filling correct hyper-parameters, successfully training and evaluating the corresponding GNN model on a specified dataset, we evaluate whether the generated codes can be executed correctly and whether the key hyper-parameters (*e.g.*, dataset name, model name, hidden dimension, dropout) are correct as the evaluation criteria. More details are shown in Appendix B.3.

4.1.3 Settings

We choose GPT-4o-mini [20] and Qwen2.5-Coder-7B [19] as the base LLM for the agents of GraphTeam. For Python libraries, we use NetworkX version 3.3 [16] and AutoGL version 0.4.0 [14],

together with Python version 3.10.14. The hyper-parameters are set as follows: the number of candidate experiences $N_{exp} = 10$, similarity matching threshold for using experience $\delta = 0.85$. The maximum number of retries for the coding agent is 3, and the number of self-checking iterations for the answer agent is 3.

4.1.4 Baselines

As the SOTA methods for each benchmark are quite diverse and some of which are designed for a specific benchmark, we directly compare with the *previously reported SOTA* performance for each benchmark: for NLGraph, we select GUNDAM [32] as the SOTA; for Talk like a Graph, we select the fine-tuned transformers [38] as the SOTA; for LLM4DyG, GraphWiz, and GraphInstruct [49, 7, 30], we select the best model in their benchmark papers. In addition, we adopt AutoGPT [40] and Open Interpreter [31] as single-agent baselines, while employing AutoGen [46] and ChatDev [34] as multi-agent baselines for comparison.

4.2 Main Results

Table 1: Performance comparison between GraphTeam and baselines in terms of accuracy (%).

Base LLM	Methods	NLGraph	Talk like a Graph	GraphInstruct	GraphWiz	LLM4DyG	GNN-AutoGL	Average Rank
-	Previous SOTA	79.7	<u>90.2</u>	43.5	65.0	53.7	-	5.5
GPT-4o-mini	Base Model	51.4	61.3	53.7	47.6	58.0	3.3	7.5
	AutoGPT	65.8	65.2	58.5	50.2	61.6	10.3	5.7
	Open Interpreter	68.2	85.6	54.2	53.9	55.5	8.8	5.5
	AutoGen	59.7	70.2	57.7	62.8	47.3	28.1	5.8
	ChatDev	79.6	72.5	70.6	67.8	77.8	34.5	3.5
	GraphTeam	97.8	94.5	88.1	88.6	94.8	48.4	1.0
Qwen2.5-Coder-7B	Base Model	37.3	63.1	34.5	51.8	38.2	1.9	8.3
	GraphTeam	<u>93.0</u>	85.6	<u>84.5</u>	<u>78.6</u>	<u>87.4</u>	<u>36.7</u>	<u>2.2</u>

As shown in Table 1, GraphTeam achieves significant and consistent improvements over baseline methods on all six benchmarks. Compared with the best baseline, GraphTeam (GPT-4o-mini) has 15.3% accuracy gains on average. Even when equipped with open-source model, GraphTeam (Qwen2.5-Coder-7B) still has 7.5% average accuracy improvements over the best baseline based on GPTs. These results demonstrate that GraphTeam can achieve promising performance with both open-source and closed-source LLMs. Among the baselines, LLM-based agents (*i.e.*, AutoGPT, Open Interpreter, AutoGen and ChatDev) consistently achieve better performance than the corresponding base LLM (*i.e.*, GPT-4o-mini). For example, the single-agent baseline AutoGPT has 6.1% average accuracy improvements over the base LLM. Moreover, the multi-agent baseline ChatDev achieves even better results, with 21.3% average accuracy gains over the base LLM. These observations support our motivation of employing LLM-based agents for graph reasoning.

4.3 Ablation Study

To evaluate the contribution of each component, we conduct a systematic ablation study of GraphTeam using GPT-4o-mini. We assess the impact of *Input-Output Normalization* by removing the question or answer agent. We examine the influence of *Knowledge Retrieval* components in the search agent, specifically documentation and experience. Additionally, the effectiveness of *Problem Solving* designs are evaluated by eliminating the coding or reasoning agent, as well as the retry mechanism from the coding agent. This comprehensive ablation enables us to quantify each component’s significance to the system performance. The results are presented in Table 2.

Table 2: Performance comparison between GraphTeam and ablation variants in terms of accuracy (%).

Category	Methods	NLGraph	Talk like a Graph	GraphInstruct	GraphWiz	LLM4DyG	GNN-AutoGL
	GraphTeam (GPT-4o-mini)	97.8	94.5	88.1	88.6	94.8	48.4
Input-Output Normalization	- question agent	79.2	82.1	85.9	62.8	58.6	14.8
	- answer agent	96.7	<u>93.9</u>	85.3	<u>88.0</u>	<u>94.2</u>	45.8
Knowledge Retrieval	- documentation	96.4	93.8	<u>86.1</u>	<u>88.0</u>	94.0	46.9
	- experience	54.7	92.0	76.6	82.8	60.3	4.8
Problem Solving	- coding agent	39.3	60.7	61.1	46.4	59.3	-
	- retry	87.7	93.5	85.7	83.5	88.5	44.3
	- reasoning agent	<u>96.9</u>	<u>93.9</u>	85.5	54.2	93.7	46.4

Input-Output Normalization: For most benchmark problems, the **question agent** significantly contributes (25.3%) by breaking the problem into individual components on average. For a few benchmark such as GraphInstruct [30], where the structure of the question is already clear and straightforward, the impact of the question agent is less noticeable (less than 2.2%). The **answer agent**’s correction of the format is also an essential part of correctly answering the questions (0.6-2.8%).

External Knowledge Retrieval: The **search agent** plays a significant role. When solving graph reasoning problems, providing LLM with related problem-solving experiences or API documentation can help the model solve the problem more effectively. The impact of **experience** is greater than that of documentation, indicating that LLMs solve problems in a way similar to humans with an average improvement of 23.5%. They can derive better solutions from prior experiences, effectively addressing similar problems. When relevant experiences are not available, **documentation** can also help enhance the model’s programming capabilities in solving corresponding problems (0.6% to 2.0%).

Problem Solving: The **coding agent** plays a crucial role. Without programming and relying solely on reasoning, the system’s performance would significantly decrease, indicating that programming is an effective approach for solving graph reasoning problems (27.0% to 58.5%). The **retry** mechanism also brings a positive effect (1.0% to 10.1%) by debugging programs. The **reasoning agent** does not have a significant impact on problems where programming achieves good results, but it plays an important role in problems where programming is insufficient and reasoning is required (0.9% to 34.4%).

The contribution of each component of the system varies across different benchmarks. Since the core problem-solving component of this system is the coding agent, programming to solve problems is a crucial and effective approach for graph reasoning. For GNNs, in particular, coding is an indispensable component. Therefore, removing the coding agent leads to a significant drop in performance for all benchmarks (40.9% on average). Some benchmarks do not have strict requirements for the answer format (Talk like a graph, GraphWiz, and LLM4DyG), thus removing the answer agent does not significantly impact the overall system performance. Since questions in Talk like a Graph are relatively simple, most problems can be correctly solved through coding without the need for the reasoning agent. Hence this benchmark has minimal need for the reasoning agent. In summary, the full model always perform the best, validating the necessity of each design.

4.4 Analysis on Different Groupings

Group by Task Categories. We classify the questions into four categories based on the nature of the task: (1) basic: fundamental graph understanding, (2) macro-level: reasoning over entire graph structures, (3) micro-level: local properties of nodes and edges, and (4) GNN: graph neural networks. As shown in Figure 3, GraphTeam (GPT-4o-mini) achieves over 90% accuracies on the first two categories, and 85.6% on micro-level tasks, ranking the first over all four groups. While GraphTeam (Qwen2.5-Coder-7B) always ranks the second, achieving over 76% on the first three categories. These results indicate that our framework can effectively handle common graph reasoning tasks. For most categories (basic, micro-level, and GNN), we observe consistent improvements when utilizing agent frameworks. But on macro-level tasks, we observe that AutoGPT, Open Interpreter, and AutoGen perform worse than using GPT-4o-mini alone. We find that this degradation is caused by misunderstanding question requirements during long reasoning processes. Thus, employing the question agent to explicitly identify key information is necessary for graph reasoning. Besides, all systems struggle with GNN-related tasks, suggesting a need for improvement in future work.

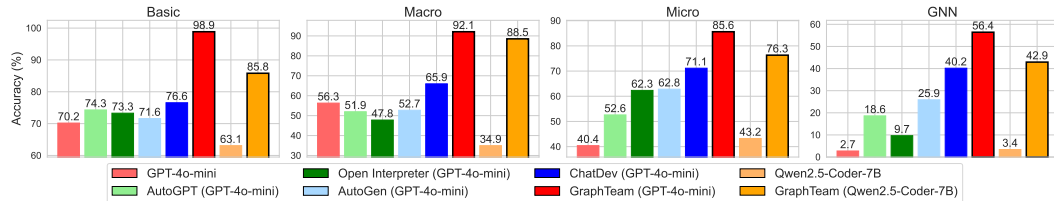


Figure 3: Performance with respect to different task categories.

Group by Output Types. We categorize problems according to their required data formats: true/false questions (yes/no), numerical calculations (digits), analytical questions (list/set), and other types, with results presented in Figure 4. Similarly, GraphTeam with GPT-4o-mini and Qwen2.5-Coder-7B always rank the first and second across all four output formats. In particular, GraphTeam (GPT-4o-mini) reaches or approaches 90.0% for the first three categories, showing a strong generalization ability. The base LLMs perform good for true/false questions, but are inferior to agent-based methods for problems requiring more complex output formats.

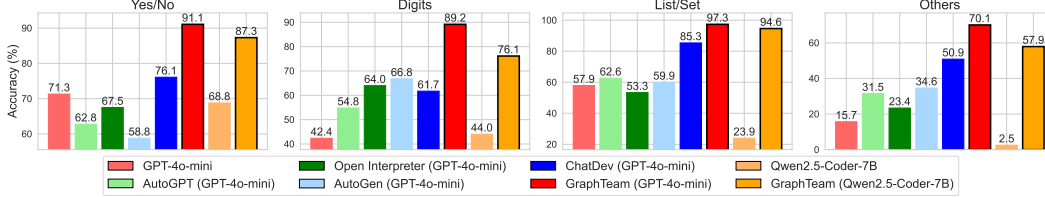


Figure 4: Performance with respect to different output formats.

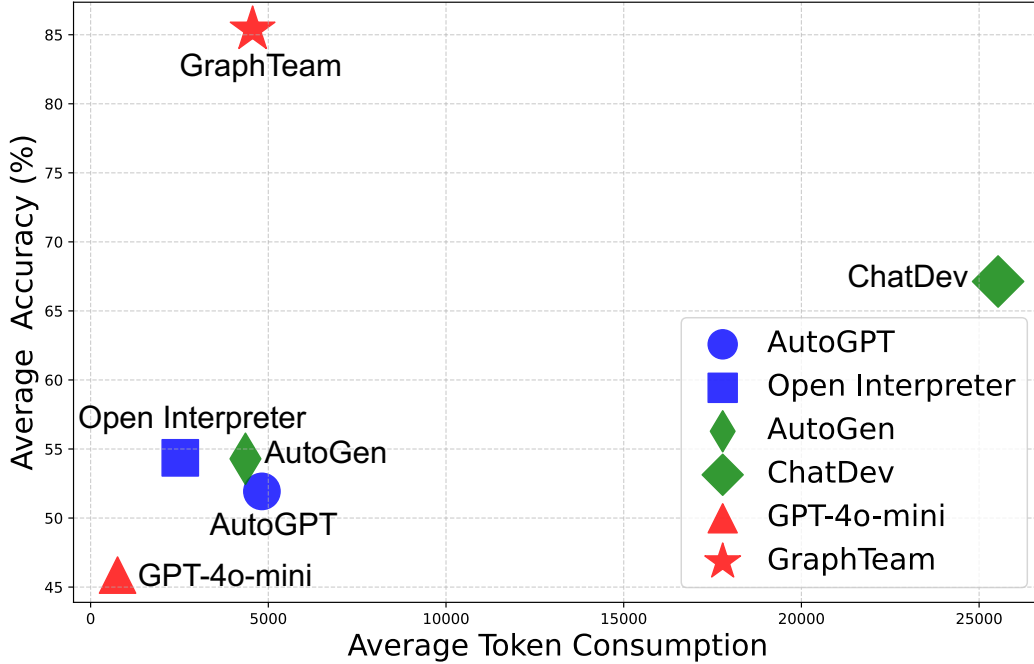


Figure 5: Average accuracies (%) and token consumptions of different agent-based methods. While maintaining comparable token consumption with typical agent frameworks, GraphTeam substantially improves the average accuracy for graph reasoning.

4.5 Efficiency Analysis

To verify whether our proposed GraphTeam is cost effective, we present average accuracy and token consumption for all agent-based methods based on GPT-4o-mini in Figure 5. GraphTeam achieves an average accuracy of 85.4% with relatively low token consumption. The token cost of GraphTeam is competitive with single-agent baselines, and is significantly lower than ChatDev. Though ChatDev demonstrates notable accuracy advantages over other agent frameworks, it consumes approximately 5.6 times more tokens than GraphTeam. This indicates that our framework design is better optimized for graph reasoning tasks, achieving promising performance with acceptable resource consumption.

4.6 Hyper-parameter Analysis

As shown in Figure 6, we conduct experiments to study the influence of key hyper-parameters using the NLGraph [42] benchmark. For the number of candidate experiences N_{exp} in knowledge base construction, our experiments show that larger N_{exp} values correlate with better system performance, as they provide more candidate experiences for problem-solving assistance. The similarity matching threshold δ between experiences and documents achieves optimal problem-solving performance at 0.85, enabling correct matching of similar experiences when available and document retrieval when experiences are absent. Increasing the maximum retries of the coding agent and the number of self-checking iterations of the answer agent improves system performance, but with diminishing returns as these values increase, eventually plateauing. These findings provide valuable insights for optimizing the system’s configuration and balancing performance gains against computational costs.

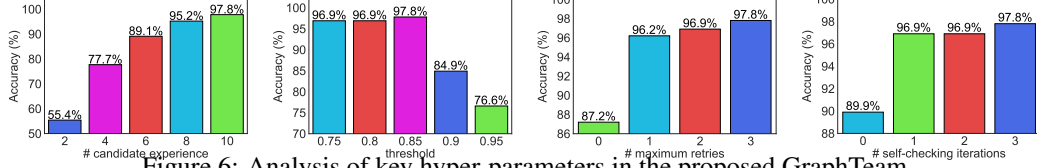


Figure 6: Analysis of key hyper-parameters in the proposed GraphTeam.

5 Conclusion

In this work, we draw inspiration from human problem-solving processes, and design a multi-agent system named GraphTeam for graph reasoning. GraphTeam consists of five agents across three key modules, namely input-output normalization, external knowledge retrieval, and problem solving. The agents can cooperate with each other for solving complex graph reasoning problems. Extensive experiments show that GraphTeam achieves state-of-the-art results with impressive accuracy improvements.

As the first work to address LLM-based graph reasoning problems using a multi-agent system, our workflow prioritizes simplicity, with most agents operating sequentially. For future work, we will consider to explore more sophisticated communications between agents, and automatically optimize the system pipeline to accommodate more tasks. It is also possible to fine-tune the LLMs in GraphTeam for better performance.

References

- [1] Rohan Anil, Sebastian Borgeaud, Jean-Baptiste Alayrac, Jiahui Yu, Radu Soricut, Johan Schalkwyk, Andrew M. Dai, Anja Hauth, Katie Millican, David Silver, Melvin Johnson, and ... Gemini: A family of highly capable multimodal models, 2024.
- [2] Anthropic. Announcing the claude 3 family, 2024. URL <https://www.anthropic.com/news/claude-3-family>.
- [3] Yejin Bang, Samuel Cahyawijaya, Nayeon Lee, Wenliang Dai, Dan Su, Bryan Wilie, Holy Lovenia, Ziwei Ji, Tiezheng Yu, Willy Chung, Quyet V. Do, Yan Xu, and Pascale Fung. A multitask, multilingual, multimodal evaluation of ChatGPT on reasoning, hallucination, and interactivity. In Jong C. Park, Yuki Arase, Baotian Hu, Wei Lu, Derry Wijaya, Ayu Purwarianti, and Adila Alfa Krisnadhi, editors, *Proceedings of the 13th International Joint Conference on Natural Language Processing and the 3rd Conference of the Asia-Pacific Chapter of the Association for Computational Linguistics (Volume 1: Long Papers)*, pages 675–718, Nusa Dua, Bali, November 2023. Association for Computational Linguistics. URL <https://aclanthology.org/2023.ijcnlp-main.45/>.
- [4] Tom Brown, Benjamin Mann, Nick Ryder, Melanie Subbiah, Jared D Kaplan, Prafulla Dhariwal, Arvind Neelakantan, Pranav Shyam, Girish Sastry, Amanda Askell, Sandhini Agarwal, Ariel Herbert-Voss, Gretchen Krueger, Tom Henighan, Rewon Child, Aditya Ramesh, Daniel Ziegler, Jeffrey Wu, Clemens Winter, Chris Hesse, Mark Chen, Eric Sigler, Mateusz Litwin, Scott Gray, Benjamin Chess, Jack Clark, Christopher Berner, Sam McCandlish, Alec Radford, Ilya Sutskever, and Dario Amodei. Language models are few-shot learners. In H. Larochelle,

- M. Ranzato, R. Hadsell, M.F. Balcan, and H. Lin, editors, *Advances in Neural Information Processing Systems*, volume 33, pages 1877–1901. Curran Associates, Inc., 2020.
- [5] Rodger W Bybee, Joseph A Taylor, April Gardner, Pamela Van Scotter, J Carlson Powell, Anne Westbrook, and Nancy Landes. The bscs 5e instructional model: Origins and effectiveness. *Colorado Springs, Co: BSCS*, 5(88-98), 2006.
 - [6] Ziwei Chai, Tianjie Zhang, Liang Wu, Kaiqiao Han, Xiaohai Hu, Xuanwen Huang, and Yang Yang. Graphllm: Boosting graph reasoning ability of large language model, 2023. URL <https://arxiv.org/abs/2310.05845>.
 - [7] Nuo Chen, Yuhan Li, Jianheng Tang, and Jia Li. Graphwiz: An instruction-following language model for graph computational problems. In *Proceedings of the 30th ACM SIGKDD Conference on Knowledge Discovery and Data Mining*, KDD ’24, page 353–364. Association for Computing Machinery, 2024.
 - [8] Weize Chen, Yusheng Su, Jingwei Zuo, Cheng Yang, Chenfei Yuan, Chi-Min Chan, Heyang Yu, Yaxi Lu, Yi-Hsin Hung, Chen Qian, Yujia Qin, Xin Cong, Ruobing Xie, Zhiyuan Liu, Maosong Sun, and Jie Zhou. Agentverse: Facilitating multi-agent collaboration and exploring emergent behaviors. In *The Twelfth International Conference on Learning Representations*, 2024.
 - [9] Zhikai Chen, Haitao Mao, Hang Li, Wei Jin, Hongzhi Wen, Xiaochi Wei, Shuaiqiang Wang, Dawei Yin, Wenqi Fan, Hui Liu, et al. Exploring the potential of large language models (llms) in learning on graphs. *ACM SIGKDD Explorations Newsletter*, 25(2):42–61, 2024.
 - [10] Debarati Das, Ishaan Gupta, Jaideep Srivastava, and Dongyeop Kang. Which modality should I use - text, motif, or image? : Understanding graphs with large language models. In Kevin Duh, Helena Gomez, and Steven Bethard, editors, *Findings of the Association for Computational Linguistics: NAACL 2024*, pages 503–519. Association for Computational Linguistics, June 2024.
 - [11] Michael B. Eisenberg and Robert E. Berkowitz. Information problem solving: The big six skills approach to library & information skills instruction. 1990. URL <https://api.semanticscholar.org/CorpusID:59824193>.
 - [12] Bahare Fatemi, Jonathan Halcrow, and Bryan Perozzi. Talk like a graph: Encoding graphs for large language models. In *The Twelfth International Conference on Learning Representations*, 2024.
 - [13] Laura Garton, Caroline Haythornthwaite, and Barry Wellman. Studying online social networks. *Journal of Computer-Mediated Communication*, 3(1), June 1997. ISSN 1083-6101. doi: 10.1111/j.1083-6101.1997.tb00062.x.
 - [14] Chaoyu Guan, Ziwei Zhang, Haoyang Li, Heng Chang, Zeyang Zhang, Yijian Qin, Jiyan Jiang, Xin Wang, and Wenwu Zhu. AutoGL: A library for automated graph learning. In *ICLR 2021 Workshop on Geometrical and Topological Representation Learning*, 2021.
 - [15] Jiayan Guo, Lun Du, Hengyu Liu, Mengyu Zhou, Xinyi He, and Shi Han. Gpt4graph: Can large language models understand graph structured data ? an empirical evaluation and benchmarking, 2023. URL <https://arxiv.org/abs/2305.15066>.
 - [16] Aric A. Hagberg, Daniel A. Schult, Pieter Swart, and JM Hagberg. Exploring network structure, dynamics, and function using networkx. *Proceedings of the Python in Science Conference*, 2008. URL <https://api.semanticscholar.org/CorpusID:16050699>.
 - [17] Sirui Hong, Mingchen Zhuge, Jonathan Chen, Xiwu Zheng, Yuheng Cheng, Jinlin Wang, Ceyao Zhang, Zili Wang, Steven Ka Shing Yau, Zijuan Lin, Liyang Zhou, Chenyu Ran, Lingfeng Xiao, Chenglin Wu, and Jürgen Schmidhuber. MetaGPT: Meta programming for a multi-agent collaborative framework. In *The Twelfth International Conference on Learning Representations*, 2024.
 - [18] Jin Huang, Xingjian Zhang, Qiaozhu Mei, and Jiaqi Ma. Can LLMs effectively leverage graph structural information: When and why. In *NeurIPS 2023 Workshop: New Frontiers in Graph Learning*, 2023.

- [19] Binyuan Hui, Jian Yang, Zeyu Cui, Jiayi Yang, Dayiheng Liu, Lei Zhang, Tianyu Liu, Jiajun Zhang, Bowen Yu, Keming Lu, Kai Dang, Yang Fan, Yichang Zhang, An Yang, Rui Men, Fei Huang, Bo Zheng, Yibo Miao, Shanghaoran Quan, Yunlong Feng, Xingzhang Ren, Xuancheng Ren, Jingren Zhou, and Junyang Lin. Qwen2.5-coder technical report, 2024. URL <https://arxiv.org/abs/2409.12186>.
- [20] Aaron Hurst, Adam Lerer, Adam P. Goucher, Adam Perelman, Aditya Ramesh, Aidan Clark, AJ Ostrow, Akila Welihinda, Alan Hayes, Alec Radford, ..., Alex Baker-Whitcomb, Alex Beutel, Alex Borzunov, Alex Carney, Alex Chow, Alex Kirillov, Alex Nichol, Alex Paino, Alex Renzin, Alex Tachard Passos, Alexander Kirillov, Alexi Christakis, Youlong Cheng, Yu Zhang, Yuchen He, Yuchen Zhang, Yujia Jin, Yunxing Dai, and Yury Malkov. Gpt-4o system card, 2024. URL <https://arxiv.org/abs/2410.21276>.
- [21] Bowen Jin, Gang Liu, Chi Han, Meng Jiang, Heng Ji, and Jiawei Han. Large language models on graphs: A comprehensive survey. *IEEE Transactions on Knowledge and Data Engineering*, 36(12):8622–8642, 2024. doi: 10.1109/TKDE.2024.3469578.
- [22] Chenliang Li, He Chen, Ming Yan, Weizhou Shen, Haiyang Xu, Zhikai Wu, Zhicheng Zhang, Wenmeng Zhou, Yingda Chen, Chen Cheng, Hongzhu Shi, Ji Zhang, Fei Huang, and Jingren Zhou. ModelScope-agent: Building your customizable agent system with open-source large language models. In Yansong Feng and Els Lefever, editors, *Proceedings of the 2023 Conference on Empirical Methods in Natural Language Processing: System Demonstrations*, pages 566–578, Singapore, December 2023. Association for Computational Linguistics. doi: 10.18653/v1/2023.emnlp-demo.51. URL <https://aclanthology.org/2023.emnlp-demo.51/>.
- [23] Jiachun Li, Pengfei Cao, Yubo Chen, Kang Liu, and Jun Zhao. Towards faithful chain-of-thought: Large language models are bridging reasoners, 2024.
- [24] Xin Li, Weize Chen, Qizhi Chu, Haopeng Li, Zhaojun Sun, Ran Li, Chen Qian, Yiwei Wei, Chuan Shi, Zhiyuan Liu, Maosong Sun, and Cheng Yang. Can large language models analyze graphs like professionals? a benchmark, datasets and models. In A. Globerson, L. Mackey, D. Belgrave, A. Fan, U. Paquet, J. Tomczak, and C. Zhang, editors, *Advances in Neural Information Processing Systems*, volume 37, pages 141045–141070. Curran Associates, Inc., 2024. URL https://proceedings.neurips.cc/paper_files/paper/2024/file/ff417c3993894694e88ffc4d3f53d28b-Paper-Datasets_and_Benchmarks_Track.pdf.
- [25] Yuhan Li, Zhixun Li, Peisong Wang, Jia Li, Xiangguo Sun, Hong Cheng, and Jeffrey Xu Yu. A survey of graph meets large language model: Progress and future directions. In Kate Larson, editor, *Proceedings of the Thirty-Third International Joint Conference on Artificial Intelligence, IJCAI-24*, pages 8123–8131. International Joint Conferences on Artificial Intelligence Organization, 8 2024. doi: 10.24963/ijcai.2024/898. URL <https://doi.org/10.24963/ijcai.2024/898>. Survey Track.
- [26] Chang Liu and Bo Wu. Evaluating and improving large language models on graph computation. In *The Thirteenth International Conference on Learning Representations*, 2025.
- [27] Jerry Liu. LlamaIndex, 11 2022. URL https://github.com/jerryliu/llama_index.
- [28] Pengfei Liu, Yiming Ren, Jun Tao, and Zhixiang Ren. Git-mol: A multi-modal large language model for molecular science with graph, image, and text. *Computers in Biology and Medicine*, 171:108073, March 2024. ISSN 0010-4825. doi: 10.1016/j.combiomed.2024.108073. URL <http://dx.doi.org/10.1016/j.combiomed.2024.108073>.
- [29] Zhiyuan Liu, Sihang Li, Yanchen Luo, Hao Fei, Yixin Cao, Kenji Kawaguchi, Xiang Wang, and Tat-Seng Chua. MolCA: Molecular graph-language modeling with cross-modal projector and uni-modal adapter. In *The 2023 Conference on Empirical Methods in Natural Language Processing*, 2023.
- [30] Zihan Luo, Xiran Song, Hong Huang, Jianxun Lian, Chenhao Zhang, Jinqi Jiang, and Xing Xie. Graphinstruct: Empowering large language models with graph understanding and reasoning capability, 2024.

- [31] Open Interpreter. Open interpreter. <https://github.com/OpenInterpreter/open-interpreter>, 2023. URL <https://openinterpreter.com>.
- [32] Sheng Ouyang, Yulan Hu, Ge Chen, and Yong Liu. Gundam: Aligning large language models with graph understanding, 2024. URL <https://arxiv.org/abs/2409.20053>.
- [33] Paritosh Parmar, Eric Peh, Ruirui Chen, Ting En Lam, Yuhan Chen, Elston Tan, and Basura Fernando. Causalchaos! dataset for comprehensive causal action question answering over longer causal chains grounded in dynamic visual scenes. In *The Thirty-eight Conference on Neural Information Processing Systems Datasets and Benchmarks Track*, 2024.
- [34] Chen Qian, Wei Liu, Hongzhang Liu, Nuo Chen, Yufan Dang, Jiahao Li, Cheng Yang, Weize Chen, Yusheng Su, Xin Cong, Juyuan Xu, Dahai Li, Zhiyuan Liu, and Maosong Sun. ChatDev: Communicative agents for software development. In Lun-Wei Ku, Andre Martins, and Vivek Srikumar, editors, *Proceedings of the 62nd Annual Meeting of the Association for Computational Linguistics (Volume 1: Long Papers)*, pages 15174–15186, Bangkok, Thailand, August 2024. Association for Computational Linguistics. URL <https://aclanthology.org/2024.acl-long.810/>.
- [35] Yijian Qin, Xin Wang, Ziwei Zhang, and Wenwu Zhu. Disentangled representation learning with large language models for text-attributed graphs. *arXiv preprint arXiv:2310.18152*, 2023.
- [36] Angela Usha Ramnarine-Rieks. Investigating learning outcomes through game design in information literacy classes. 2011. URL <https://api.semanticscholar.org/CorpusID:150261897>.
- [37] Abigail Robson and George Pólya. How to solve it. 1945. URL <https://api.semanticscholar.org/CorpusID:60680300>.
- [38] Clayton Sanford, Bahare Fatemi, Ethan Hall, Anton Tsitsulin, Mehran Kazemi, Jonathan Halcrow, Bryan Perozzi, and Vahab Mirrokni. Understanding transformer reasoning capabilities via graph algorithms. In *The Thirty-eighth Annual Conference on Neural Information Processing Systems*, 2024.
- [39] Yaorui Shi, An Zhang, Enzhi Zhang, Zhiyuan Liu, and Xiang Wang. ReLM: Leveraging language models for enhanced chemical reaction prediction. In Houda Bouamor, Juan Pino, and Kalika Bali, editors, *Findings of the Association for Computational Linguistics: EMNLP 2023*, pages 5506–5520, Singapore, December 2023. Association for Computational Linguistics. doi: 10.18653/v1/2023.findings-emnlp.366. URL <https://aclanthology.org/2023.findings-emnlp.366/>.
- [40] Significant Gravitas. Autogpt. <https://github.com/Significant-Gravitas/AutoGPT>, 2023. URL <https://agpt.co>.
- [41] Jiabin Tang, Yuhao Yang, Wei Wei, Lei Shi, Lixin Su, Suqi Cheng, Dawei Yin, and Chao Huang. Graphgpt: Graph instruction tuning for large language models. In *Proceedings of the 47th International ACM SIGIR Conference on Research and Development in Information Retrieval*, pages 491–500, 2024.
- [42] Heng Wang, Shangbin Feng, Tianxing He, Zhaoxuan Tan, Xiaochuang Han, and Yulia Tsvetkov. Can language models solve graph problems in natural language? In *Proceedings of the 37th International Conference on Neural Information Processing Systems, NIPS ’23*, Red Hook, NY, USA, 2024. Curran Associates Inc.
- [43] Lei Wang, Chen Ma, Xueyang Feng, Zeyu Zhang, Hao Yang, Jingsen Zhang, Zhiyuan Chen, Jiakai Tang, Xu Chen, Yankai Lin, Wayne Xin Zhao, Zhewei Wei, and Jirong Wen. A survey on large language model based autonomous agents. *Frontiers of Computer Science*, 18(6), March 2024. ISSN 2095-2236. doi: 10.1007/s11704-024-40231-1. URL <http://dx.doi.org/10.1007/s11704-024-40231-1>.
- [44] Zhefan Wang, Yuanqing Yu, Wendi Zheng, Weizhi Ma, and Min Zhang. Macrec: A multi-agent collaboration framework for recommendation. In *Proceedings of the 47th International ACM SIGIR Conference on Research and Development in Information Retrieval, SIGIR ’24*, page 2760–2764. Association for Computing Machinery, 2024. ISBN 9798400704314.

- [45] Jason Wei, Xuezhi Wang, Dale Schuurmans, Maarten Bosma, brian ichter, Fei Xia, Ed H. Chi, Quoc V Le, and Denny Zhou. Chain of thought prompting elicits reasoning in large language models. In Alice H. Oh, Alekh Agarwal, Danielle Belgrave, and Kyunghyun Cho, editors, *Advances in Neural Information Processing Systems*, 2022.
- [46] Qingyun Wu, Gagan Bansal, Jieyu Zhang, Yiran Wu, Beibin Li, Erkang Zhu, Li Jiang, Xiaoyun Zhang, Shaokun Zhang, Jiale Liu, Ahmed Hassan Awadallah, Ryen W White, Doug Burger, and Chi Wang. Autogen: Enabling next-gen LLM applications via multi-agent conversation. In *ICLR 2024 Workshop on Large Language Model (LLM) Agents*, 2024.
- [47] Zhiheng Xi, Wenxiang Chen, Xin Guo, Wei He, Yiwen Ding, Boyang Hong, Ming Zhang, Junzhe Wang, Senjie Jin, Enyu Zhou, Rui Zheng, Xiaoran Fan, Xiao Wang, Limao Xiong, Yuhao Zhou, Weiran Wang, Changhao Jiang, Yicheng Zou, Xiangyang Liu, Zhangyue Yin, Shihan Dou, Rongxiang Weng, Wensen Cheng, Qi Zhang, Wenjuan Qin, Yongyan Zheng, Xipeng Qiu, Xuanjing Huang, and Tao Gui. The rise and potential of large language model based agents: A survey, 2023. URL <https://arxiv.org/abs/2309.07864>.
- [48] Mengmei Zhang, Mingwei Sun, Peng Wang, Shen Fan, Yanhu Mo, Xiaoxiao Xu, Hong Liu, Cheng Yang, and Chuan Shi. Graphtranslator: Aligning graph model to large language model for open-ended tasks. In *Proceedings of the ACM on Web Conference 2024*, pages 1003–1014, 2024.
- [49] Zeyang Zhang, Xin Wang, Ziwei Zhang, Haoyang Li, Yijian Qin, and Wenwu Zhu. Llm4dyg: Can large language models solve spatial-temporal problems on dynamic graphs? In *Proceedings of the 30th ACM SIGKDD Conference on Knowledge Discovery and Data Mining*, KDD ’24, page 4350–4361. Association for Computing Machinery, 2024. ISBN 9798400704901.
- [50] Jianan Zhao, Le Zhuo, Yikang Shen, Meng Qu, Kai Liu, Michael M. Bronstein, Zhaocheng Zhu, and Jian Tang. Graphtext: Graph reasoning in text space. In *Adaptive Foundation Models: Evolving AI for Personalized and Efficient Learning*, 2024.
- [51] Yu Zheng, Licia Capra, Ouri Wolfson, and Hai Yang. Urban computing: concepts, methodologies, and applications. *ACM Transactions on Intelligent Systems and Technology (TIST)*, 5(3): 1–55, 2014.

A Method Details

A.1 Problem-Solving Experience Collection

The pseudo code for building the experience base is shown in Alg. 2. Each problem in the training or validation datasets is represented as a triple (q, a, t) of question, answer and type. The solver is formalized as function $\text{Solver}(\text{Question}(q), e)$ with the output of question agent and an optional experience entry e as inputs, and can be seen as a simplified version of GraphTeam without the entire experience base. Besides generated answer, the outputs of the solver also include meta information such as codes and thinking processes. If the solver can correctly answer a problem, we will add a triple $(q, a, \text{meta_info})$ of question, answer and meta information into the candidate experiences \mathcal{K}_{exp}^t . Then for each experience $e \in \mathcal{K}_{exp}^t$, we evaluate its utility by solving the problems of the same type t in the validation set $\mathcal{D}_{\text{valid}}$ with experience e as augmentation. Then the experience base \mathcal{K}_{exp} collects the experience with the highest utility in each \mathcal{K}_{exp}^t .

Algorithm 2 Problem-Solving Experience Collection

Input: Training dataset $\mathcal{D}_{\text{train}}$, validation dataset $\mathcal{D}_{\text{valid}}$, candidate experience size N_{exp} for each problem type $t \in \mathcal{T}$.

Output: Experience knowledge base \mathcal{K}_{exp} .

```

1: for each problem  $(q, a, t)$  from  $\mathcal{D}_{\text{train}}$  do
2:   if  $|\mathcal{K}_{exp}^t| < N_{exp}$  then
3:      $(\text{answer}, \text{meta\_info}) \leftarrow \text{Solver}(\text{Question}(q))$ 
4:     if answer equals to ground truth  $a$  then
5:        $\mathcal{K}_{exp}^t \leftarrow \mathcal{K}_{exp}^t \cup \{(q, a, \text{meta\_info})\}$ 
6:     end if
7:   end if
8: end for
9: for each problem  $(q, a, t)$  from  $\mathcal{D}_{\text{valid}}$  do
10:  for  $e \in \mathcal{K}_{exp}^t$  do
11:     $(\text{answer}, \text{meta\_info}) \leftarrow \text{Solver}(\text{Question}(q), e)$ 
12:    if answer equals to ground truth  $a$  then
13:       $\text{Utility}_e \leftarrow \text{Utility}_e + 1$ 
14:    end if
15:  end for
16: end for
17: for  $t \in \mathcal{T}$  do
18:   $\mathcal{K}_{exp}^t \leftarrow \text{argmax}_{e \in \mathcal{K}_{exp}^t} \text{Utility}_e$ 
19: end for
20:  $\mathcal{K}_{exp} \leftarrow \{\mathcal{K}_{exp}^t\}_{t \in \mathcal{T}}$ 

```

A.2 Prompt Templates

Below are the prompts of the five agents used in GraphTeam.

A.2.1 Question Agent

Here is the task: {original question}.

As a requirement analyst, you need to extract key information from the task, specifically focusing on the following elements:

Reformatted_Problem (str): This is the specific problem that needs to be solved.

Graph_Type (str): This refers to the type of graph mentioned in the task, such as directed, undirected, weighted, dynamic, etc. If the task does not specify a graph type, it should be set to undirected.

Input_Data (str): This refers to the graph data or graph file required by the task. You must extract **all relevant information** about the graph data, including but not limited to graph representation (adjacency list, adjacency matrix, edge list, etc.), node and edge details, and any other relevant information.

Output_Format (str): This is the format of the output answer mentioned in the task. If the task does not specify a format, it should be set to None.

Note that we must **ONLY** discuss these key elements and do not discuss anything else! Please provide the extracted information in JSON format. Your answer must be in **JSON** format.

A.2.2 Search Agent

You are tasked as a research assistant to retrieve relevant information for the task: {reformatted_question, graph_type}.

Use the available knowledge base and memory to find the most accurate and relevant information related to the task.

If the query is too ambiguous, try to clarify it using previous context.

Please provide the results in a structured format.

A.2.3 Coding Agent

Based on the available search result: {knowledge of the question}, your goal is to write Python codes that solve the specified graph learning problem using libraries like NetworkX.

If there is no search result, generate the code based on your expertise.

ATTENTION: This is the actual problem that needs to be solved, based on the provided information. Please disregard the example above while solving this real task.

Reformatted_Problem: reformatted_problem,

Graph_Type: graph_type

Input_Data: input_data,

Output_Format: output_format.

The output code must adhere to the following format:

```
“python
.....
”
```

to ensure easy extraction.

If the code execution failed. Please analyze the error message and the code provided to identify the issues causing the failure in code execution. Based on your analysis, revise the code and provide a corrected version that should execute successfully.

Here is the error message: error_message

The revised code must be formatted as follows for easy extraction:

```
“python
.....
”
```

A.2.4 Reasoning Agent

As a graph learning expert, your task is to analyze and solve a graph reasoning problem: {reformatted_question}.

Despite any challenges that previous attempts may have encountered, your goal is to derive a solution leveraging your expertise in graph theory and machine learning.

Here is the task based on the extracted information: Input_Data: input_data, Reformatted_Problem: reformatted_problem, Output_Format: output_format.

Provide a clear, concise answer and present your solution in the following format for easy extraction:

A.2.5 Answer Agent

As an assistant_role, your role is to ensure that the generated output strictly adheres to the specified format requirements.

You will be provided with both the required output format (example format) and the actual output. Your task is to compare the two and determine if the actual output matches the format requirements. If the output does not meet the format, you must adjust the format accordingly while **preserving every part of the original content, meaning, and intent without deleting or changing any sections**.

Important: The required format provided is an **example** that illustrates the expected structure, not the actual content or final answer. Do **not** alter the original meaning, sections, sentences, or intent of the actual output. Your task is only to adjust the format if necessary.

When adjusting the format, ensure that **no parts are removed, shortened, or reworded in a way that changes the original meaning or omits content**. The adjustment should focus on structural changes such as spacing, indentation, or organization.

Once the adjustment is made, compare the adjusted output with the original to validate that **all sections, sentences, and words are fully preserved** in the final output.

Here are the provided details:

- **Required format (example):** output_format

- **Actual output** (content to be reviewed): output

Carefully review both and ensure that the actual output conforms to the structure of the example format, while **maintaining the original content, meaning, sections, and intent**.

Note: Only adjust the **format** if necessary. Do **not** change the actual content, meaning, or intent of the output. If the format is already correct, no adjustment is needed.

Your response should be in JSON format with:

- **need_adjustment** (True/False): Indicating whether an adjustment is required.

- **output** (str): If no adjustment is needed, this should match the original output exactly. If an adjustment is needed, this should contain the adjusted output, with only format changes applied, without altering the content, meaning, sections, or intent.

B Details about Datasets and Metrics

B.1 Dataset Statistics

We list the statistics of the six benchmarks in Table 3, including task categories, output formats, maximum graph sizes, and the number of samples in experience and test sets.

Table 3: Statistics of six graph reasoning benchmarks.

	Task Category	Output Format	Graph Size	Total Experiences	Test Set Size
NLGraph	Macro-level, Micro-level, GNN	yes/no, digits, list/set, others	$\sim 10^1$	80	1,000
Talk like a Graph	Basic, Macro-level	yes/no, digits, list/set	$\sim 10^1$	80	8,000
GraphInstruct	Basic, Macro-level, Micro-level	yes/no, digits, list/set	$\sim 10^1$	170	5,100
GraphWiz	Macro-level, Micro-level	yes/no, digits, list/set	$\sim 10^2$	90	3,600
LLM4DyG	Basic, Micro-level	yes/no, digits, list/set	$\sim 10^1$	90	2,700
GNN-AutoGL	GNN	others	$\sim 10^3$	10	200

B.2 GNN-AutoGL Benchmark Construction

For the GNN-AutoGL benchmark, we use a unified template for construction. Specifically, we ask the large language model (LLM) to write code that constructs a GNN model using AutoGL based on the given prompt. Given the numerous model parameters, specifying each parameter and requiring the LLM to write corresponding model code is challenging. Therefore, we select only some parameters as requirements and evaluate whether the LLM correctly includes them. For a problem with K specified parameters, if the code runs successfully, we use a Python script to assess the correctness of the k specified parameters, resulting in a score of k/K . If the code fails to run, the score is zero. Below is an example of problems in this benchmark.

Given the cora dataset, can you use autogl to train a 2-layer *gcn* model with hidden dimension as [128, 256], dropout as 0.6 and predict the accuracy ?

A Python code example for solving the above problem is shown below.

```
import autogl
...
from autogl.datasets import
build_dataset_from_name
cora_dataset =
build_dataset_from_name('cora')

...

encoder_hp = {
    'num_layers': 2,
    'hidden': [128, 256],
    'dropout': 0.6,
    'act': 'relu',
    'eps': 'false'
}

...

predicted = solver.predict_proba()
label =
get_graph_labels(cora_dataset[0])
[get_graph_masks(cora_dataset[0],
'test')].cpu().numpy()
print('Test accuracy: ',
Acc.evaluate(predicted, label))
```

B.3 Metric Details

Specifically, we extract the generated codes from model responses, and compare the execution results with the reference solutions to assess whether the model-generated results match the target answers. For the first five benchmarks [12, 7, 49, 30, 42], the evaluation scores are binary based on the exact matches between execution results and target answers. For GNN-AutoGL, we first evaluate whether the code can be executed without errors; if it cannot, it scores 0. Otherwise, we check whether the hyper-parameters (e.g., model name, dataset name, hidden dimension, dropout) meet the requirements. Each correct hyper-parameter earns partial credit, and if all hyper-parameters are correct, the score is 1.

C Additional Experiments

C.1 Explorations on Large-scale Graphs

The graph sizes in existing benchmarks are relatively small. To validate the effectiveness of GraphTeam in solving large-scale graph reasoning problems, we use NLGraph’s problem generation tool to randomly create 20 problems for each graph scale of 10^1 , 10^2 , 10^3 , 10^4 , 10^5 , and 10^6 nodes. Then GraphTeam (GPT-4o-mini) is employed to solve these generated problems. For graphs with at least 10^3 nodes, GraphTeam is asked to load them from files via programming. The results, shown in Figure 7, demonstrate that our multi-agent framework can effectively handle large-scale graph reasoning tasks, maintaining 90% accuracy for graphs containing 10^6 nodes.

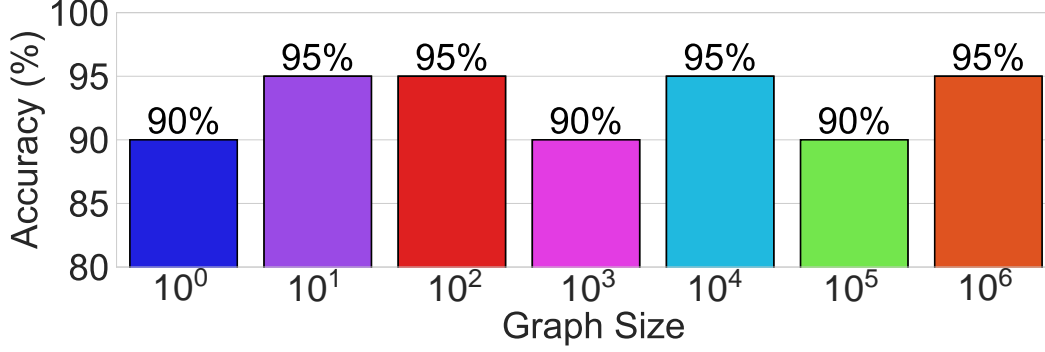


Figure 7: Large scale graph experiments on NLGraph

Table 4: Performance comparison on **hard** subsets of six graph analysis benchmarks in terms of accuracy (%).

Category	Models	NLGraph	Talk like a Graph	GraphInstruct	GraphWiz	LLM4DyG	GNN-AutoGL
Main	GPT-4o-mini	44.9	47.9	23.2	28.9	42.6	3.3
	SOTA	45.0	93.9	11.7	70.5	33.9	-
	GraphTeam (GPT-4o-mini)	98.1	99.2	73.3	76.3	98.3	48.5
Input-Output Normalization	- question agent	69.8	70.0	<u>73.2</u>	39.8	53.6	14.5
	- answer agent	<u>97.5</u>	<u>97.4</u>	70.0	<u>75.3</u>	<u>96.3</u>	45.8
Knowledge Retrieval	- documentation	<u>97.5</u>	98.9	69.8	<u>75.3</u>	94.3	46.8
	- experience	42.3	98.4	64.0	62.9	70.6	4.8
Problem Solving	- coding agent	19.2	64.0	38.2	38.3	51.6	-
	- retry	40.3	95.4	71.0	61.0	85.4	44.3
	- reasoning agent	<u>97.5</u>	<u>98.9</u>	69.6	66.1	95.7	46.5

C.2 Ablation Study: Analysis on Hard Subsets

To investigate GraphTeam’s performance on challenging problems, we assess its performance on the “hard” subset of each benchmark. For GraphWiz, we adhere to the official partition and report results on their designated hard set. For other benchmarks, which all have their problems categorized into different types or domains, we employ a model-based approach: we identify the three categories where previous SOTA performs poorest and select problems from these categories. This selection method ensures we target the most challenging aspects of each benchmark.

Tab. 4 summarizes the system’s performance on these high-difficulty questions. Notably, GraphTeam maintains high accuracy on the Talk like a Graph hard subset (99.2%), and shows significant improvements over SOTA for NLGraph (98.1% v.s. 45.0%) and LLM4DyG (98.3% v.s. 33.9%). While performance drops are observed for GraphWiz and GraphInstruct compared to the general set, GraphTeam still substantially outperforms both GPT-4o-mini and SOTA methods. The **retry** mechanism shows clear benefits for **hard** problems with a maximum improvement of 57.8%. This indicates that hard problems require more complex codes, which cannot be written correctly in a single attempt and needs multiple tries to solve effectively. This consistent performance across diverse hard subsets underscores GraphTeam’s robustness.

C.3 Ablation Study: Analysis on Different Groupings

Here we further compare with the ablated variants under different groupings.

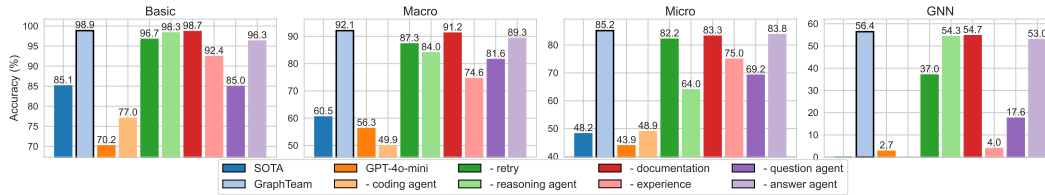


Figure 8: Performance with respect to different task categories.

Group by Task Categories. The results are shown in Figure 8. For micro-level tasks, removing the reasoning agent causes a significant 21.2% drop in performance, highlighting the complexity

of these problems and the limitations of the coding agent alone. In GNN-related tasks, while the coding agent and experience are important, the question agent plays a crucial role (38.8% impact when removed). This underscores the importance of effectively extracting key information from GNN problem statements. These findings point to areas for focused improvement, particularly in enhancing reasoning capabilities for micro-level tasks and information extraction for GNN-related problems.

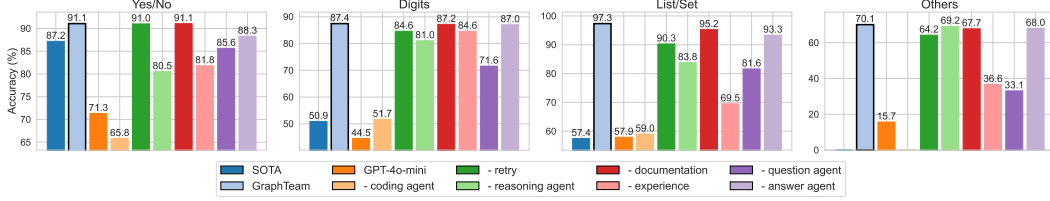


Figure 9: Performance with respect to different output formats.

Group by Output Formats. As shown in Figure 9, GraphTeam demonstrates strong performance on yes/no, digits, and list/set outputs, achieving an accuracy of over 85% for each of these categories. However, the system’s performance drops notably for more complex output formats, with an accuracy of only 70.1%. This decline in accuracy for the “others” format indicates that GraphTeam, particularly its answer agent, needs enhancement in handling advanced data structures and more complex output formats. Improving the system’s capability to generate and structure complex outputs could significantly boost its overall effectiveness in addressing a wider range of graph analysis problems.

C.4 Detailed Results for Each Benchmark

In this section, we present comprehensive results for the subclasses of five benchmarks: NLGraph, Talk like a graph, GraphWiz, LLM4DyG, and GraphInstruct. We employ GPT-4o-mini with the original state-of-the-art (SOTA) results for these benchmarks.

C.4.1 NLGraph

Table 5: Performance comparison on NLGraph benchmark in terms of accuracy (%).

	Connect	Cycle	Topo. Sort	Shortest Path	Max. Flow	Bipartite Graph	Hamilton Path	GNN	Overall Average
GPT-4o-mini	72.0	52.9	20.0	35.9	98.3	29.8	22.4	0	51.4
Previous SOTA	99.5	96.9	63.7	60.9	17.2	57.1	39.7	94.9	79.7
GraphTeam (GPT-4o-mini)	97.0	100.0	94.8	98.4	100.0	100.0	100.0	97.4	97.8

As shown in Table 5, we present detailed results across subclasses of NLGraph. GraphTeam (GPT-4o-mini) achieves perfect scores in multiple categories (including Cycle, Maximum Flow, Bipartite Graph, and Hamilton Path), with its lowest performance being 94.8 in Topology Sort. These results substantially exceed the previous SOTA [32] and GPT-4o-mini baseline.

C.4.2 Talk Like a Graph

Table 6: Performance comparison on Talk like a graph benchmark in terms of accuracy (%).

	Node Count	Edge Count	Edge Existence	Node Degree	Connected Nodes	Cycle Check	Shortest Path	Triangle Counting	Overall Average
GPT-4o-mini	100.0	45.6	87.0	54.6	50.2	92.6	45.6	14.4	61.3
Previous SOTA	100.0	100.0	96.1	91.7	98.0	98.0	97.2	40.5	90.2
GraphTeam (GPT-4o-mini)	100.0	99.2	61.0	98.6	99.2	99.4	99.1	99.2	94.5

As shown in Table 6, GraphTeam (GPT-4o-mini) achieves over 90.0% accuracy across the vast majority of subclasses. For the edge existence task, we encounter performance limitations due to ambiguity in problem descriptions. Despite relatively weak performance on this task, GraphTeam (GPT-4o-mini) maintains an average performance above 90.0%, demonstrating strong generalization capability.

C.4.3 GraphInstruct

Table 7: Performance comparison on GraphInstruct benchmark in terms of accuracy (%).

	Neighbor	Bipatite	Edge	Connectivity	Degree	DFS	Predecessor	Topological Sort	Connected Component
GPT-4o-mini	98.0	89.7	90.7	92.2	98.0	89.3	47.4	59.0	39.3
Previous SOTA	99.0	85.0	84.0	83.0	81.0	46.0	41.0	33.0	83.0
GraphTeam (GPT-4o-mini)	100.0	99.0	99.3	100.0	100.0	95.7	98.0	98.3	94.7
	Common Neighbor	Hamiltonian Path	Jaccard	Shortest Path	Diameter	PageRank	Maximum Flow	MST	Overall Average
GPT-4o-mini	49.0	33.7	17.0	57.3	23.0	15.3	15.0	1.0	53.7
Previous SOTA	23.0	18.0	14.0	14.0	13.0	13.0	6.0	4.0	43.5
GraphTeam (GPT-4o-mini)	100.0	97.7	100.0	100.0	100.0	16.3	99.3	0	88.1

As shown in Table 7, results show that GraphTeam can solve the vast majority of GraphInstruct tasks with accuracy exceeding 90.0%, except for MST (minimum spanning tree) tasks. The poor performance on MST tasks is attributed to a fundamental limitation where current mainstream LLMs lack the required knowledge, resulting in poor performance across all baselines as well as our GraphTeam. In the future, we plan to enhance GraphTeam to address such challenges. Nevertheless, GraphTeam significantly outperforms previous SOTA on all other subclasses of GraphInstruct.

C.4.4 GraphWiz

Table 8: Performance comparison on GraphWiz benchmark in terms of accuracy (%).

	Cycle	Connect	Bipartite	Topology	Shortest	Triangle	Flow	Hamilton	Subgraph	Overall Average
GPT-4o-mini	82.0	64.8	67.3	100.0	8.5	10.3	19.3	36.3	40.3	47.6
Previous SOTA	89.0	82.5	84.8	46.8	24.0	52.8	43.5	81.5	77.3	65.0
GraphTeam (GPT-4o-mini)	100.0	86.5	96.3	100.0	95.0	94.0	94.0	32.5	99.3	88.6

The results are shown in Table 8. Although both GPT-4o-mini and GraphTeam (GPT-4o-mini) can solve the Hamilton problem conceptually, their performance is substantially impacted by the inability to match the complex output format required by the evaluation script of GraphWiz. The previous SOTA model [7] is fine-tuned on extensive datasets, and thus able to meet the required output format. Nevertheless, GraphTeam achieves an overall accuracy of 88.1% on GraphWiz, demonstrating strong graph reasoning capabilities.

C.4.5 LLM4DyG

Table 9: Performance comparison on LLM4DyG benchmark in terms of accuracy (%).

	When Link	When Connect	When Tclosure	Neighbor at Time	Neighbor in Periods	Check Tclosure	Check Tpath	Find Tpath	Sort Edge	Overall Average
GPT-4o-mini	58.0	67.3	87.7	33.3	44.7	77.3	57.7	46.7	49.7	58.0
Previous SOTA	47.3	64.1	63.0	45.9	20.0	66.7	59.8	80.8	35.8	53.7
GraphTeam (GPT-4o-mini)	96.3	94.3	100.0	95.3	100.0	99.7	87.0	81.0	99.7	94.8

As shown in Table 9, GraphTeam (GPT-4o-mini) demonstrates exceptional performance, achieving over 90.0% accuracy on multiple tasks (including 100.0% accuracy on When T-closure and Neighbor in Periods). Even its lowest performance, on Find Tpath, reaches 81.0% accuracy, significantly outperforming previous SOTA.