

Unsupervised Time Series Anomaly Prediction with Importance-based Generative Contrastive Learning

Kai Zhao
Aalborg University
Aalborg, Denmark
kaiz@cs.aau.dk

Zhihao Zhuang
East China Normal University
Shanghai, China
zhuangzhihao@stu.ecnu.edu.cn

Chenjuan Guo
East China Normal University
Shanghai, China
cjguo@dase.ecnu.edu.cn

Hao Miao
Aalborg University
Aalborg, Denmark
haom@cs.aau.dk

Yunyao Cheng
Aalborg University
Aalborg, Denmark
yunyaoc@cs.aau.dk

Bin Yang
East China Normal University
Shanghai, China
byang@dase.ecnu.edu.cn

Abstract

Time series anomaly prediction plays an essential role in many real-world scenarios, such as environmental prevention and prompt maintenance of cyber-physical systems. However, existing time series anomaly prediction methods mainly require supervised training with plenty of manually labeled data, which are difficult to obtain in practice. Besides, unseen anomalies can occur during inference, which could differ from the labeled training data and make these models fail to predict such new anomalies. In this paper, we study a novel problem of unsupervised time series anomaly prediction. We provide a theoretical analysis and propose Importance-based Generative Contrastive Learning (IGCL) to address the aforementioned problems. IGCL distinguishes between normal and anomaly precursors, which are generated by our anomaly precursor pattern generation module. To address the efficiency issues caused by the potential complex anomaly precursor combinations, we propose a memory bank with importance-based scores to adaptively store representative anomaly precursors and generate more complicated anomaly precursors. Extensive experiments on seven benchmark datasets show our method outperforms state-of-the-art baselines on unsupervised time series anomaly prediction problems.

Keywords

Time Series, Anomaly Prediction, Generative Contrastive Learning

ACM Reference Format:

Kai Zhao, Zhihao Zhuang, Chenjuan Guo, Hao Miao, Yunyao Cheng, and Bin Yang. 2018. Unsupervised Time Series Anomaly Prediction with Importance-based Generative Contrastive Learning. In *Proceedings of conference (’X)*. ACM, New York, NY, USA, 16 pages. <https://doi.org/X.XX>

Permission to make digital or hard copies of all or part of this work for personal or classroom use is granted without fee provided that copies are not made or distributed for profit or commercial advantage and that copies bear this notice and the full citation on the first page. Copyrights for components of this work owned by others than the author(s) must be honored. Abstracting with credit is permitted. To copy otherwise, or republish, to post on servers or to redistribute to lists, requires prior specific permission and/or a fee. Request permissions from permissions@acm.org.

’X, 2018, NY

© 2018 Copyright held by the owner/author(s). Publication rights licensed to ACM.
ACM ISBN 978-1-4503-XXXX-X/18/06
<https://doi.org/X.XX>

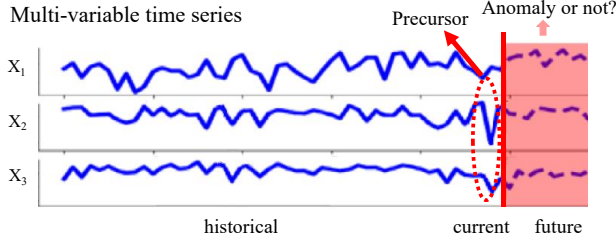
1 Introduction

Many data collected from real-world applications can be modeled as the recordings of time-dependent observations, which form multi-variable time series [46, 156, 221]. For example, in server machine systems, multi-variable time series record different runtime indicators [3, 65, 197], and in environmental applications, multi-variable time series record water or weather observations [153, 157, 169]. Based on the recorded data, predicting whether there are anomalies in the future, which is illustrated in Figure 1(a), plays an important role in many scenarios [39, 96], such as server machine systems and environmental fields [164]. For example, predicting future anomalies can help to timely handle pollution [11, 109, 133] or extreme weather [32].

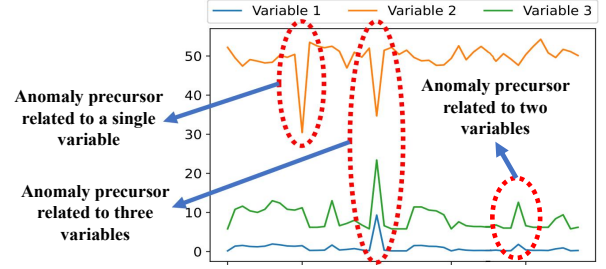
However, there exist only a few works [32, 101, 164, 206] related to time series anomaly prediction tasks, which identify the signs in the current time series sub-sequence that starts deviating from normal patterns to predict future actual anomalies [235]. Such signs are called the *anomaly precursors* [92, 101]. However, most existing anomaly prediction methods are based on supervised machine learning models that are trained with manually labeled precursors and learn to classify anomaly precursors out from the normal, where different precursors of upcoming anomalies are given in the training datasets as shown in Figure 1(a).

However, supervised models with labeled data are not feasible in real-world scenarios, because manual labeling is impractical or at high cost [243]. Besides, unexpected anomalies [219] that never appeared before may occur during real-time inference, which could not be predicted by the existing labeled precursors in the training stage, and thus make the supervised models fail in practice [25, 226]. Therefore, unsupervised time series anomaly prediction becomes crucial for real-world applications. However, it has not been well studied nor theoretically analyzed due to its challenging nature.

Challenge 1: In the unsupervised time series anomaly prediction setting, there exists no labeled anomaly precursor data which the model can learn features from. Even though PAD [101] proposes to use unsupervised anomaly detection methods [29, 109] and specific thresholds to identify the precursors, their performance is limited [92]. As there are no labeled data, these methods cannot learn the temporal dependencies from a pair of successive time series sub-sequences that change from the normal to the anomaly precursor [235], which are crucial to the anomaly prediction [225].



(a) Supervised time series anomaly prediction with the labeled anomaly precursor.



(b) Different anomaly precursor combinations in multi-variable time series.

Figure 1: Motivations.

As a result, these methods cannot perform well for the anomaly prediction task, which is also experimentally validated in Section 4.

Challenge 2: We are facing very complex potential anomaly precursor combinations in the multi-variable time series, which result in an explosion of time and space complexity. As shown in Figure 1(b), for any n -variable time series data, there could be as many as up to $O(2^n)$ potential anomaly precursor combinations [92], where the anomaly precursors could appear in each individual variable or in different combinations of variables [235], and each individual variable has its anomaly precursor pattern. Thus, it is very challenging to learn the comprehensive temporal dependencies between the normal time series and each of these anomaly precursor combinations.

In this paper, we propose a novel approach **IGCL**, Importance-based Generative Contrastive Learning for unsupervised time series anomaly prediction tasks. For **Challenge 1**, we propose a generative contrastive learning architecture. The anomaly precursor pattern generation module, with the diffusion-based distribution transformation and variance regularization loss, is proposed to generate various kinds of anomaly precursors as labeled negative data. We also propose an overlapping window-based temporal convolution network (TCN) to extract the temporal dependencies and learn the contextual representations efficiently. Finally, the model distinguishes normal sub-sequences from the generated anomaly precursors, where the pairs of successive normal time series sub-sequences are positive samples, and the pairs of the normal sub-sequence and the anomaly precursor, which contain the temporal changes from the normal to the anomaly, are negative samples.

For **Challenge 2**, we propose a memory bank with importance-based scores to store representative anomaly precursors, which helps to generate more complex anomaly precursor combinations related to different variables. First, the anomaly precursor patterns can be generated efficiently as only one variable is considered during each iteration. Second, the memory bank with a fixed size $K \ll O(2^n)$ is initialized with generated anomaly precursors related to one variable. Then, other one-variable anomaly precursor patterns are iteratively generated and are injected into the previously generated anomaly precursors stored in the memory bank, to accumulate complex anomaly precursor combinations related to more variables. After model optimization, the memory bank only stores representative anomaly precursors with size K , and pops out anomaly precursors that are easy to distinguish.

We summarize our contributions as follows.

- We propose a generative contrastive learning architecture with diffusion-based distribution transformation and a variance regularization loss, and learn temporal dependencies to distinguish the normal and anomaly precursors.
- We propose a memory bank with importance-based scores to store representative negative samples, which helps to generate complicated negative samples efficiently.
- Experiments on seven benchmarks from different domains show our method outperforms the state-of-the-art baselines.

2 PRELIMINARIES

2.1 Definitions

We first formalize the unsupervised time series anomaly prediction problem. The notations are summarized in Appendix A.

Multi-variable Time Series is represented as $\mathbf{X} = \langle \mathbf{x}_1, \mathbf{x}_2, \dots, \mathbf{x}_T \rangle \in \mathbb{R}^{N \times T}$, where N is the number of variables collected at each timestamp, T is the total number of timestamps, $\mathbf{x}_t \in \mathbb{R}^N$ denotes observations of N -variable at timestamp t . We use $\mathbf{X}_{t+1:t+t_\Delta} \in \mathbb{R}^{N \times t_\Delta}$ to indicate the data during timestamp $t+1$ and $t+t_\Delta$, use $\mathbf{X}_{t+1:t+t_\Delta}^i \in \mathbb{R}^{t_\Delta}$ to indicate the data of the i -th variable, and use $\mathbf{X}_t^i \in \mathbb{R}^1$ to indicate the data of the i -th variable at timestamp t .

Sub-sequence $\mathbf{X}_{t_1:t_2}$ of time series \mathbf{X} is a continuous subset of the data in \mathbf{X} . The set of b most recent sub-sequences before the current timestamp t , each with sequence length of $t_\Delta + 1$, is denoted as $\mathbb{X}_{t,t_\Delta}^b = \{\mathbf{X}_{t-t_\Delta:t}, \mathbf{X}_{t-1-t_\Delta:t-1}, \dots, \mathbf{X}_{t-b+1-t_\Delta:t-b+1}\}$.

The Anomaly Precursor is a sub-sequence $\mathbf{X}_{t-h:t}$ that starts deviating from normal patterns and indicates the future time series $\mathbf{X}_{t+1:t+f}$ is anomaly [92, 235], where h and f are the hyper-parameters for the look-back and look-forward windows.

Unsupervised time series anomaly prediction. At any current timestamp t , given the historical observations $\mathbf{X}_{t-b+1-h:t}$, which can be batched to a set of sub-sequences $\mathbb{X}_{t,h}^b = \{\mathbf{X}_{t-h:t}, \mathbf{X}_{t-1-h:t-1}, \dots, \mathbf{X}_{t-b+1-h:t-b+1}\}$, the goal is to predict a score \hat{p}_t to denote whether the future sub-sequence $\mathbf{X}_{t+1:t+f}$ is anomaly or not. The transformation of scores into binary labels is done by applying a threshold δ [101, 225, 235], *i.e.*, if $\hat{p}_t < \delta$ the future sub-sequences $\mathbf{X}_{t+1:t+f}$ is normal and if $\hat{p}_t \geq \delta$ the future sub-sequences $\mathbf{X}_{t+1:t+f}$ is anomaly. Thus, we formulate the time series anomaly prediction problem as finding a model with a mapping function \mathcal{F} and

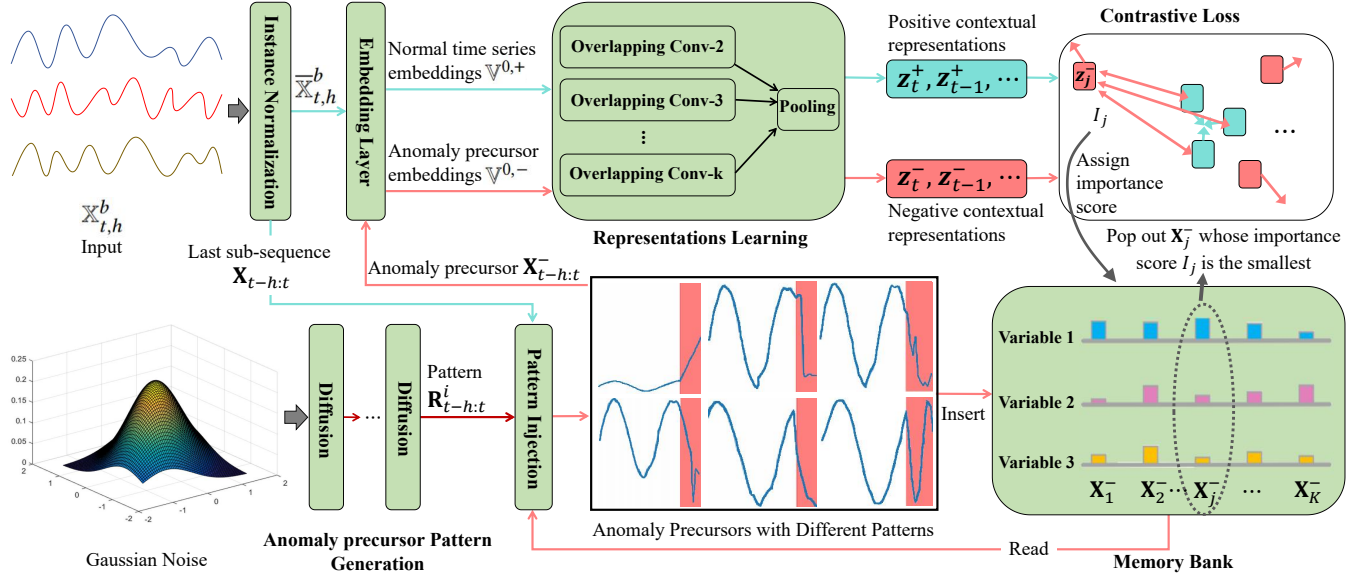


Figure 2: The overall architecture.

$\hat{p}_t = \mathcal{F}_\theta(\bar{\mathbf{X}}_{t,h}^b)$, where θ is the parameters of the model \mathcal{F} . For the unsupervised time series anomaly prediction problem, we do not have the true score p_t as there are no labeled anomaly precursors.

2.2 Theoretical Analysis

We analyze unsupervised time series anomaly prediction with the information theory [100]. We utilize the Markov Chain [120], which is widely used in time series analytics [66], to model the sequence-based probability. We use random variables \mathbf{H}_{t-h-1} and \mathbf{H}_t to denote the data that the sub-sequences $\mathbf{X}_{t-2h-1:t-h-1}$ and $\mathbf{X}_{t-h:t}$ may be observed during two successive time-windows $[t-2h-1, t-h-1]$ and $[t-h, t]$, respectively. Thus, we define

$$\mathcal{N} = P(\cdot | \mathbf{H}_{t-h-1} = \mathbf{X}_{t-2h-1:t-h-1}, \mathbf{H}_t \text{ is normal})$$

to denote the Markov conditional distribution of the normal sub-sequence during time-window $[t-h, t]$, given that its previous observations during time-window $[t-2h-1, t-h-1]$ are $\mathbf{X}_{t-2h-1:t-h-1}$. Similarly, we define

$$\mathcal{A} = P(\cdot | \mathbf{H}_{t-h-1} = \mathbf{X}_{t-2h-1:t-h-1}, \mathbf{H}_t \text{ is an anomaly precursor})$$

to denote the Markov conditional distribution of the anomaly precursor during time-window $[t-h, t]$. We present the theorem and the proof is in Appendix B.

Theorem: For the unsupervised setting, the future anomaly is unpredictable if its precursor follows the same distribution as the normal sub-sequences do. The future anomaly is predictable if its anomaly precursor follows a distribution different from the normal sub-sequence.

Thus, our model aims to distinguish $\mathcal{N} = P(\cdot | \mathbf{H}_{t-h-1}, \mathbf{H}_t \text{ is normal})$ from any potential anomaly precursor distributions $\mathcal{A} = P(\cdot | \mathbf{H}_{t-h-1}, \mathbf{H}_t \text{ is an anomaly precursor})$.

3 Methodology

We present the overall architecture in Figure 2, which consists of anomaly precursor generation, positive and negative representations learning, contrastive loss, and the memory bank.

For any timestamp t , the model takes as input the set of b available historical sub-sequences $\bar{\mathbf{X}}_{t,h}^b = \{\mathbf{X}_{t-h:t}, \mathbf{X}_{t-1-h:t-1}, \dots, \mathbf{X}_{t-b+1-h:t-b+1}\}$. We first apply Instance Normalization [207] on the observation of each time series variable, i.e., $X_{t'}$, in the set $\bar{\mathbf{X}}_{t,h}^b$, and output $\bar{\mathbf{X}}_{t,h}^b$, to learn stable components [110] from time series.

Embedding layer takes as input the normalized $\bar{\mathbf{X}}_{t,h}^b$, maps the observations at each timestamp t' , i.e., $X_{t'} \in \mathbb{R}^N$, to a d -dimensional vectors $\mathbf{v}_{t'} \in \mathbb{R}^d$, which extracts the dense feature from normal time series, and outputs a set of feature vectors, i.e., $\mathbb{V}^{0,+}$.

Anomaly precursor pattern generation takes as input a randomly generated Gaussian noise $x \sim \mathcal{N}(0, I)$, and iteratively outputs any potential anomaly precursor pattern, i.e., $\mathbf{R}_{t-h:t}^i$, for a randomly selected i -th time series variable.

Pattern injection module injects $\mathbf{R}_{t-h:t}^i$ into the last sub-sequence $\mathbf{X}_{t-h:t}$ in the selected i -th time series variable, and outputs a time series anomaly precursor, i.e., $\mathbf{X}_{t-h:t}^- = \mathbf{X}_{t-h:t}^+ + \mathbf{R}_{t-h:t}^i$, which is fed into the embedding layer to get $\mathbb{V}^{0,-}$.

Positive and negative representations learning takes as input all possible pairs of successive sub-sequences from $\mathbb{V}^{0,+}$ and $\mathbb{V}^{0,-}$. For example, this module takes as input a pair of normal sub-sequences $\mathbf{X}_{t-2h-1:t-h-1}$ and $\mathbf{X}_{t-h:t}$ from $\mathbb{V}^{0,+}$, and outputs a positive contextual representation \mathbf{z}_t^+ that learns their normal temporal dependencies. This module also takes as input a pair of a normal sub-sequence $\mathbf{X}_{t-2h-1:t-h-1}$ from $\mathbb{V}^{0,+}$ and an anomaly precursor $\mathbf{X}_{t-h:t}^-$ from $\mathbb{V}^{0,-}$, and outputs a negative contextual representation \mathbf{z}_t^- that learns their abnormal temporal dependencies.

With our **contrastive loss**, the model distinguishes \mathbf{z}_t^+ from \mathbf{z}_t^- by estimating $\mathcal{N} = P(\cdot | \mathbf{H}_{t-h-1}, \mathbf{H}_t \text{ is normal})$ and $\mathcal{A} = P(\cdot | \mathbf{H}_{t-h-1},$

\mathbf{H}_t is an anomaly precursor). Intuitively, it clusters positive representations, e.g., z_t^+ , that belong to \mathcal{N} together and dissociates negative representations, e.g., z_t^- , that belong to \mathcal{A} away.

The **memory bank** stores the representative anomaly precursors. The generated anomaly precursor patterns are iteratively injected into existing anomaly precursors in the memory bank, to accumulate more complex anomaly precursor combinations. The importance score I_j for the anomaly precursor \mathbf{X}_j^- is calculated by its similarity with the normal samples. Finally, the memory bank pops out the anomaly precursor with the smallest importance score.

3.1 Anomaly Precursor Pattern Generation

We propose sampling diffusion-based distribution transformation and a variance regularization loss to generate diverse kinds of potential anomaly precursors from a simple Gaussian distribution.

The denoising diffusion probabilistic model consists of two processes, i.e., the noise pollution process with $s \in \{1, 2, \dots, S\}$ steps and its reverse denoising diffusion processes where S is the max diffusion steps. To be more specific, we use $x^0 = \mathbf{R}_{t-h:t}^i \in \mathbb{R}^h$ to denote an anomaly precursor pattern that can be more complicated than the Gaussian distribution. The noise pollution process is shown in Appendix C. Our anomaly precursor pattern generation module is based on the denoising diffusion processes $p_\theta(x^{s-1}|x^s)$, by reversing random Gaussian noise x^S step by step:

$$x^{s-1} \sim p_\theta(x^{s-1}|x^s) = \frac{1}{\sqrt{1-\beta^s}} \left(x^s - \sqrt{\beta^s} \varepsilon_\theta(x^s) \right),$$

where $\varepsilon_\theta(x^s) \sim N(\mu_s, \sigma_s^2)$, and μ_s is the mean value parameter and σ_s is the variance parameter to be learned. We use Multi-layer Perceptron (MLP) layers to model with μ^s and σ^s :

$$\mu^s, \sigma^s = \text{MLP}(\text{concat}(x^s, s, \mathbf{X}_{t-h:t}^i)), \quad \forall s \in \{S, S-1, \dots, 1\},$$

where x^S is a random Gaussian noise, x^s is the denoised state after each step, and i denotes this process aiming to generate anomaly precursor patterns for the i -th variable. We have $\sigma^s \varepsilon + \mu^s \sim N(\mu_s, \sigma_s^2)$, where $\varepsilon \sim N(0, I)$, and $\sigma^s \varepsilon + \mu^s$ is derivable with respect to μ^s and σ^s which are the outputs from the MLP layers. Thus, the final denoising diffusion process is

$$x^{s-1} = \frac{1}{\sqrt{1-\beta^s}} \left(x^s - \sqrt{\beta^s} (\sigma^s \varepsilon + \mu^s) \right),$$

where we randomly sample the Gaussian noise x^S , and apply the denoising diffusion process step by step to get the anomaly precursor pattern $\mathbf{R}_{t-h:t}^i = x^0$.

We propose a regularization loss for parameters $N(\mu_s, \sigma_s^2)$, where the variance σ_s^2 controls the diversity of generated anomaly precursor patterns and the mean value μ_s controls the magnitude. First, the variance σ_s^2 should not be too large, as a large variance will make the model hard to train [112]. Second, σ_s^2 should not be too small, as a small variance will generate less diverse [90] anomaly precursor patterns. Therefore, we propose to use the Kullback-Leibler divergence as a regularization loss function to make $N(\mu_s, \sigma_s^2)$ be close to $N(\mu_s, I)$ where the variance σ_s^2 should be close to the unit normal variance I which is neither too large nor too small. For any $N(\mu, \sigma^2)$, $KL(N(\mu, \sigma^2) \| N(\mu, I)) = \frac{1}{2} (-\log \sigma^2 + \sigma^2 - 1)$. The proof is in Appendix D. Thus, our regularization loss is:

$$\mathcal{L}_r = \sum_{s=1}^S \frac{1}{2} \left(-\log \sigma_s^2 + \sigma_s^2 - 1 \right) \quad (1)$$

3.2 Positive and Negative Representations

We propose an overlapping window-based TCN to learn contextual representations from the all possible pairs of successive sub-sequences in the Markov Chain and extract their temporal dependencies at once.

To be more specific, our embedding layer firstly maps the normalized time series data, i.e., $\mathbf{X}_{t'} \in \mathbb{R}^N$ with $t' \in [t-b+1-h, t]$, equivalent to the set $\mathbb{X}_{t,h}^b$, into the d -dimensional feature vectors $\mathbf{v}_{t'} \in \mathbb{R}^d$, which aim to extract the dense features from time series for each timestamp. Further, the input to the embedding layer can also be coupled with other auxiliary attributes, such as the encoding of timestamps. The auxiliary attributes at timestamp t' are represented as $\mathbf{a}_{t'} \in \mathbb{R}^F$, where F is the total dimensions of the auxiliary attributes. Thus, the embedding layer concatenates the original time series data $\mathbf{X}_{t'}$ and the auxiliary attributes

$$\mathbf{f}_{t'} = \text{concat}(\mathbf{X}_{t'}, \mathbf{a}_{t'}) \quad \forall t' \in [t-b+1-h, t], \quad (2)$$

as its input, and maps it to the feature vector by:

$$\mathbf{v}_{t'} = \sigma(W_e \mathbf{f}_{t'}), \quad \forall t' \in [t-b+1-h, t], \quad (3)$$

where $\mathbf{v}_{t'} \in \mathbb{R}^d$ is the learned feature vector, σ is an activation function, and $W_e \in \mathbb{R}^{d \times (N+F)}$ is the learnable neural network parameters which extract the feature from the time series data and the auxiliary attributes at each timestamp separately. Following the same way, we can also get the feature vector $\mathbf{v}_{t'}^- \in \mathbb{R}^d$, where $t' \in [t-h, t]$, from the anomaly precursor $\mathbf{X}_{t-h:t}^-$.

Then, our overlapping window-based TCN uses the feature vectors $\mathbf{v}_{t'}$ and $\mathbf{v}_{t'}^-$ to learn the temporal dependencies for all possible pairs of successive sub-sequences at once. The temporal convolution operation slides over timestamps by skipping feature vectors with a certain dilation factor in different layers, as illustrated in Figure 3. More specifically, this module takes as input all the feature vectors, i.e., $\mathbf{v}_{t'}$ with $t' \in [t-b+1-h, t]$ and $\mathbf{v}_{t'}^-$ with $t' \in [t-h, t]$:

$$\begin{aligned} \mathbb{V}^{0,+} &= \langle \mathbf{v}_{t-b+1-h}, \dots, \mathbf{v}_{t-h}, \dots, \mathbf{v}_t \rangle, \\ \mathbb{V}^{0,-} &= \langle \mathbf{v}_{t-b+1-h}^-, \dots, \mathbf{v}_{t-h}^-, \dots, \mathbf{v}_t^- \rangle, \end{aligned} \quad (4)$$

and uses the learnable convolution *filter* $\in \mathbb{R}^k$ with the kernel size of k to extract features and learn the temporal dependencies by:

$$\begin{aligned} \mathbb{V}^{l,+}(t') &= \sum_{i=0}^{k-1} \text{filter}(i) \mathbb{V}^{l-1,+}(t' - k^{l-1} \times i), \quad \text{for } 1 \leq l \leq L, \\ \mathbb{V}^{l,-}(t') &= \sum_{i=0}^{k-1} \text{filter}(i) \mathbb{V}^{l-1,-}(t' - k^{l-1} \times i), \quad \text{for } 1 \leq l \leq L, \end{aligned} \quad (5)$$

where k^{l-1} is the dilation factor in the layer $l-1$, $\mathbb{V}^{l,+}(t')$ and $\mathbb{V}^{l,-}(t')$ is the learned dependency features in the layer l for timestamp t' , and $L \sim O(\log(h))$ is the max number of TCN layers whose receipt field is large than the whole window size of the pair of successive sub-sequences. We use different kernel sizes to extract features in parallel and pool them together, to capture different kinds of temporal dependencies with different kernel scales. Finally, it outputs all contextual representations for all pairs of successive sub-sequences at once, e.g., $z_t^+ = \mathbb{V}^{L,+}(t)$, $z_{t-1}^+ = \mathbb{V}^{L,+}(t-1)$, $z_t^- = \mathbb{V}^{L,-}(t)$ and $z_{t-1}^- = \mathbb{V}^{L,-}(t-1)$. In this way, our total complexity is reduced to

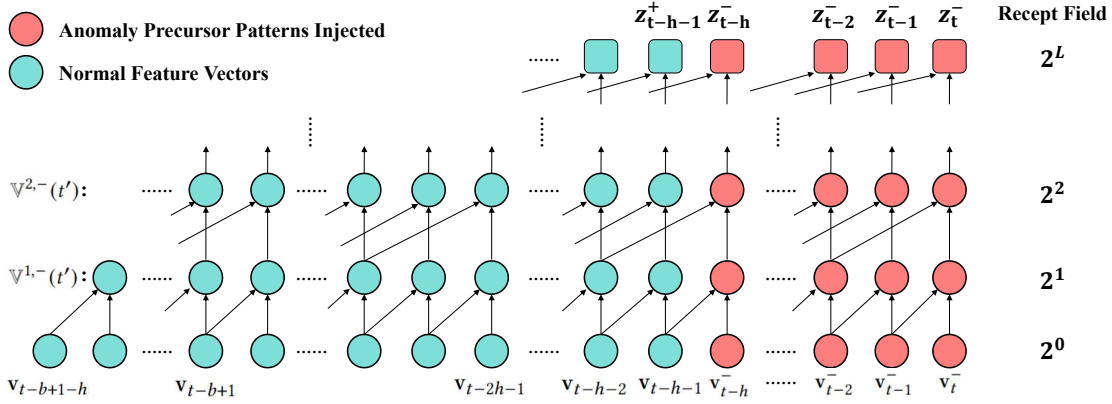


Figure 3: The overlapping window-based temporal convolutional network with a kernel size k of 2.

$O(k(b+h)\log(h))$, where k is a constant parameter denoting the kernel size of the convolutional filters and $k \ll b$ or h .

3.3 The Objective Function

We propose a contrastive strategy to distinguish z_t^+ from z_t^- by estimating $\mathcal{N} = P(\cdot | \mathbf{H}_{t-h-1}, \mathbf{H}_t \text{ is normal})$ and $\mathcal{A} = P(\cdot | \mathbf{H}_{t-h-1}, \mathbf{H}_t \text{ is an anomaly precursor})$, which can cluster adjacent positive representations together, and dissociate negative representations away. Each anchor z_t^+ is the contextual representation from the pair of the successive normal sub-sequences before timestamp t , which represents $\mathcal{N} = P(\cdot | \mathbf{H}_{t-h}, \mathbf{H}_t \text{ is normal})$. Thus, we make the anchor z_t^+ similar to the positive representations z_{t-j}^+ with $1 \leq j \leq P$, which are from the most nearby successive normal sub-sequences before timestamp t and they share the normal data distribution. In order to avoid data leakage and be consistent with the inference stage, for each anchor z_t^+ the positive samples are always from the previous timestamps. Meanwhile, the anchor z_t^+ should be different from the negative representation z_t^- , which learns the temporal changes from normal to the generated anomaly precursors and represents abnormal data distribution. Thus, our contrastive loss function is:

$$\mathcal{L}_c = \sum_{i=t}^{t-h} -\log \frac{\sum_{j=1}^P \exp(\text{Sim}(z_i^+, z_{i-j}^+)/\tau)}{\exp(\text{Sim}(z_i^+, z_i^-)/\tau) + \sum_{j=1}^P \exp(\text{Sim}(z_i^+, z_{i-j}^+)/\tau)}, \quad (6)$$

where τ is the temperature parameter to control the softmax strength, P is the hyper-parameter for the number of positive samples used, and Sim is the similarity measurement, e.g., Euclidean Distance or Cosine Similarity, to distinguish whether the contextual representations belong to the same distributions.

Finally, together with the regularization loss, we train the model using gradient descent [111] with the final objective loss function:

$$\mathcal{L} = \mathcal{L}_c + \lambda \mathcal{L}_r, \quad (7)$$

where λ is to control the strength of regularization.

3.4 Memory Bank

We propose to use a memory bank to store previously generated anomaly precursors and combine them with the current anomaly

precursor pattern $\mathbf{R}_{t-h:t}^i$, to accumulate more complex anomaly precursor combinations related to more than one variable.

To be more specific, the memory bank M has a fixed size of K and $K \ll O(2^n)$:

$$M = \{\mathbf{X}_1^-, \mathbf{X}_2^-, \dots, \mathbf{X}_K^-\}, \quad (8)$$

where each \mathbf{X}_j^- denotes a stored anomaly precursor. The currently generated anomaly precursor pattern $\mathbf{R}_{t-h:t}^i$ which is only related to the i -th variable, is also injected into the anomaly precursors in the memory bank:

$$\mathbf{X}_j^- \leftarrow \mathbf{X}_j^- + \mathbf{R}_{t-h:t}^i, \quad (9)$$

and thus we can get anomaly precursors that involve more than one variable. Then, similar to Equation (4), we can get more negative contextual representations, e.g., $z_{t,j}^-$ and $z_{t-1,j}^-$, from the anomaly precursor \mathbf{X}_j^- . The contrastive loss \mathcal{L}_c is updated to

$$\sum_{i=t}^{t-h} -\log \frac{\sum_{j=1}^P \exp(\text{Sim}(z_i^+, z_{i-j}^+)/\tau)}{\sum_{j=0}^K \exp(\text{Sim}(z_i^+, z_{i,j}^-)/\tau) + \sum_{j=1}^P \exp(\text{Sim}(z_i^+, z_{i-j}^+)/\tau)}, \quad (10)$$

where $z_{i,0}^- = z_i^-$ is the negative contextual representations from the current anomaly precursor $\mathbf{X}_{t-h:t}^-$, and $z_{i,j}^-$ is the negative contextual representations from the j -th anomaly precursor \mathbf{X}_j^- stored in the memory bank.

Finally, the current anomaly precursor $\mathbf{X}_{t-h:t}^-$ is inserted into the memory bank which will have a size of $K+1$, i.e., $\mathbf{X}_0^- = \mathbf{X}_{t-h:t}^-$. Instead of using a first-in-first-out strategy to maintain the memory bank with a fixed size of K , we propose to pop out the anomaly precursor based on an importance score. The intuition is that the memory bank should store the hard and important negative samples for further model training, i.e., the anomaly precursors that are not yet distinguished by the model, and should pop out not important samples, i.e., the anomaly precursors that are already dissociated away from normal. The importance score I_j for the anomaly precursor \mathbf{X}_j^- is calculated by:

$$I_j = \sum_{i=t}^{t-h} \text{Sim}(z_i^+, z_{i,j}^-). \quad (11)$$

Thus, we pop out the anomaly precursor with the smallest importance score after model optimization.

3.5 Inference

For each timestamp t in the testing stage, we output the probability score \hat{p}_t to predict how likely the future sub-sequence $\mathbf{X}_{t+1,t+f}$ is time series anomaly:

$$\hat{p}_t = \sum_{j=1}^K \text{Sim}(z_t^+, z_{t-j}^-) - \sum_{j=1}^P \text{Sim}(z_t^+, z_{t-j}^+), \quad (12)$$

where K is the size of the memory bank storing anomaly precursors for negative samples, and P is the hyper-parameter for the number of positive samples used.

4 EXPERIMENTS

4.1 Experimental Settings

4.1.1 Datasets. Following existing works [29, 101], we validate the performance of our method with seven real-world benchmark datasets: SMD [197], PSM [3], MSL [98], SMAP [98], SWAN [11], SWaT [153] and GECCO [133]. More details of the datasets can be seen in Appendix E.1.

4.1.2 Baselines. We compare our method with PAD [101]. We also modify unsupervised anomaly detection methods into anomaly prediction methods following PAD. Our baselines include:

- Density estimation-based methods: DAGMM [248] and IForest [105].
- Clustering-based methods: Deep-SVDD [183] and THOC [190].
- Contrastive-based methods: DCdetector [231] and PAD [101].
- Autoregression and reconstruction-based methods: LSTM-NDT [151], ATransformer [227], Omni [197], GANomaly [61], CAE-Ensemble [29], PUAD [140] and D3R [211].

We introduce the details of all baselines in Section 5. More details of settings are in Appendix E.2.

4.1.3 Evaluation Metrics. Following the evaluation methodology in existing works [29, 101, 219], we validated the performance of time series anomaly prediction models with Precision (P), Recall (R), F1-score (F1), and ROC-AUC, where larger values indicate higher model performance. We do not use the point adjustment (PA) metrics, as recent works have demonstrated that PA can lead to faulty performance evaluations [97, 211, 243].

4.2 Overall Comparison and Analysis

Table 1 and Table 2 show the overall performance of different models on all datasets. We randomly repeat each method 3 times and report the average result, where the best F1-score is highlighted in bold and significantly outperforms the underlined second-best F1-score. Results of the ROC-AUC metric are in Appendix E.3.

Key observations are followed. First, IGCL consistently outperforms the state-of-the-art baseline methods on all datasets. It demonstrates that IGCL is able to learn the normal temporal dependencies from a pair of successive normal time series sub-sequences, as well as identify the abnormal temporal dependencies that change from the normal to the abnormal with our generated anomaly precursors, and thus finally improve the accuracy of anomaly prediction.

Second, we observe that the accuracy of the contrastive learning-based baseline methods, *i.e.*, DCdetector and PAD, is unsatisfactory on most datasets. This is because they only focus on learning normal patterns from the time series data and cannot generate anomaly precursors as negative samples to learn the abnormal temporal dependencies that change from the normal to the abnormal, which results in limited accuracy for unsupervised anomaly prediction tasks that require learning both normal temporal dependencies and abnormal temporal dependencies.

Finally, IGCL achieves the best accuracy compared to the autoregression and reconstruction-based baselines. This suggests that learning the temporal dependencies from a pair of successive time series sub-sequences that change from the normal to the anomaly precursor is crucial to the anomaly prediction tasks. However, the autoregression and reconstruction-based baseline methods only learn the normal patterns from each time series sub-sequence within each time window.

4.3 Ablation Studies.

We conduct ablation studies to validate the effectiveness of our key components that contribute to the improvements. In particular, we compare IGCL with the following variants:

- w/o anomaly precursor pattern generation: This variant does not use the anomaly precursor pattern generation module. It directly uses random Gaussian noises as anomaly precursor patterns.
- w/o regularization loss: This variant does not use the regularization loss to control the diffusion process.
- w/o memory bank: This variant does not use the memory bank. The anomaly precursors could only appear in each individual variable.
- w Transformer: This variant does not use the overlapping window-based TCN. It uses Transformer [208] to learn representations.

Table 3 shows the accuracy of different variants. For the other datasets, the results show similar trends. From Table 3 we observe that: (1) Our anomaly precursor pattern generation, regularization loss, and memory bank all help generate diverse and complicated anomaly precursors, which enhance the model to identify different anomaly precursors for more accurate time series anomaly prediction. (2) Our overlapping window-based TCN can effectively learn the temporal dependencies from the pairs of time series sub-sequences, and it is also more efficient than Transformer as shown in Table 5.

4.4 Parameter Sensitivity

We evaluate the impact of the main hyperparameter, *i.e.*, K the size of the memory bank which controls how many anomaly precursors can be stored. The experimental results are shown in Table 4. For the other datasets, the results show similar trends. If we set a bigger size for the memory bank to store more representative anomaly precursors, our IGCL model can have better anomaly prediction results. When K changes from 16 to 20, the accuracy results are relatively stable, and the model can spare the space complexity by selecting a suitable size for the memory bank.

Table 1: Overall performance of different models. We report Precision, Recall, and F1-score results on five datasets here. All results are presented in percentages.

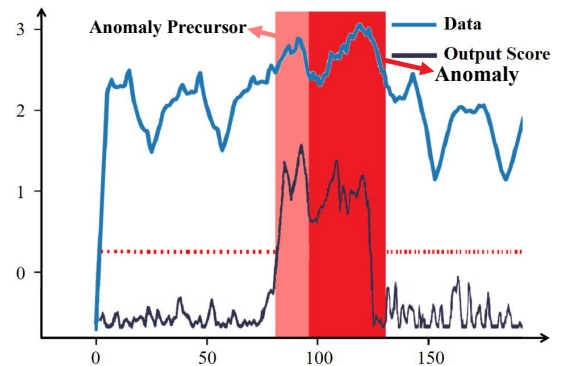
Dataset	PSM			SMAP			SWAN			SWaT			GECCO		
	P	R	F1	P	R	F1	P	R	F1	P	R	F1	P	R	F1
DAGMM	39.27	36.14	37.64	11.91	22.00	15.51	52.73	39.46	45.14	82.14	61.72	70.48	47.50	27.64	34.95
IForest	39.39	38.82	39.10	11.79	18.67	14.45	53.85	39.07	45.28	75.39	62.22	68.17	42.75	29.89	35.18
Deep-SVDD	36.63	36.30	36.46	11.77	17.09	13.94	52.39	39.18	44.83	81.29	61.95	70.31	46.09	28.45	35.18
THOC	37.64	38.93	38.27	12.61	21.89	15.99	54.93	40.02	46.30	82.42	62.45	71.06	46.41	29.49	36.09
DCdetector	28.97	12.05	17.02	8.04	11.30	9.40	21.04	10.94	14.40	46.45	36.36	40.79	1.76	3.46	2.33
PAD	31.23	33.05	32.11	11.01	22.37	14.76	50.13	37.61	42.98	74.83	59.09	66.04	44.38	28.17	34.46
ATransformer	30.56	34.64	32.47	11.40	22.80	15.20	52.20	38.75	44.48	75.00	60.50	66.97	43.62	27.92	34.05
LSTM-NDT	39.20	40.31	40.02	11.68	22.65	15.41	54.42	40.88	46.69	66.76	68.36	67.55	46.67	30.92	37.20
Omni	39.45	40.88	40.15	11.90	23.39	15.77	54.83	41.00	46.92	85.73	58.57	69.59	50.55	29.65	37.38
GANomaly	37.02	43.06	39.81	12.18	23.41	16.02	54.44	40.91	46.72	83.99	59.77	69.84	50.06	29.23	36.91
CAE-Ensemble	40.18	41.99	41.07	15.88	26.68	<u>19.91</u>	55.98	41.52	47.68	88.61	59.90	<u>71.48</u>	51.67	29.92	37.90
PUAD	39.91	42.38	41.11	15.20	27.20	19.50	54.91	41.19	47.07	85.68	58.05	69.21	50.76	29.58	37.38
D3R	40.73	42.21	<u>41.46</u>	15.73	26.89	19.85	55.32	42.64	<u>48.16</u>	84.13	61.85	71.29	51.24	30.91	<u>38.56</u>
IGCL	41.22	44.99	43.02	17.09	27.09	20.96	57.01	42.75	48.86	84.21	63.19	72.20	52.10	32.77	40.23

Table 2: Overall performance of different models on the rest datasets. All results are presented in percentages.

Dataset	SMD			MSL		
	P	R	F1	P	R	F1
DAGMM	14.74	15.37	15.05	13.94	17.04	15.33
IForest	15.25	18.28	16.63	13.82	17.11	15.29
Deep-SVDD	14.99	15.78	15.37	12.94	16.04	14.32
THOC	16.90	16.79	16.84	14.37	16.22	15.24
DCdetector	3.71	9.03	5.26	2.35	3.46	2.80
PAD	11.23	18.76	14.05	14.37	13.22	13.77
ATransformer	10.52	19.42	13.65	14.62	12.42	13.43
LSTM-NDT	14.21	16.42	15.24	16.18	15.28	15.72
Omni	16.22	18.19	17.15	13.66	21.66	16.75
GANomaly	15.06	21.39	17.68	15.36	17.30	16.27
CAE-Ensemble	18.41	19.51	<u>18.94</u>	20.35	18.27	19.26
PUAD	16.37	21.85	18.72	20.04	17.60	18.74
D3R	15.78	19.33	17.38	19.99	20.32	<u>20.15</u>
IGCL	16.44	25.65	20.04	20.43	21.69	21.04

4.5 Runtime and Total Parameters Used

We show the overall runtime and the number of total parameters used for different state-of-the-art methods in Table 5. It can be observed that our IGCL model is better than these baseline methods regarding the runtime and the number of parameters used, as our overlapping window-based TCN can learn the contextual representations for all possible pairs of successive sub-sequences at once. Besides, CAE-Ensemble which uses ensemble convolutional networks also has good performance regarding accuracy and complexity. However, CAE-Ensemble is still worse than our IGCL model, which validates the efficiency of our design of overlapping window-based TCN.

**Figure 4: Our model can output larger scores to indicate the precursors ahead of the real anomaly with early warning.**

4.6 Case Study and Visualization

We visualize the anomaly prediction of our IGCL method on the SMAP dataset, as shown in Figure 4. By identifying the anomaly precursor, our model can report a warning at the timestamp 80, ahead of the real anomaly beginning at the timestamp 100.

5 Related Works

We introduce the relevant works on time series anomaly prediction, anomaly detection, contrastive learning, and generative learning. We compare our method with related works in Table 6.

5.1 Time Series Anomaly Prediction

Based on the recorded time series data to predict whether there are anomalies in the future plays an important role in many real-world scenarios [20, 32, 164]. The time series anomaly prediction refers to identifying the signs in the current time series data, which are called the *anomaly precursors* [92], that can indicate future upcoming abnormal data [235]. However, there are only a few studies [20, 32, 101, 164, 206, 225] related to this problem, and they are

Table 3: Ablation study.

Dataset Metric	PSM			SWAN			SWaT			GECCO		
	P	R	F1	P	R	F1	P	R	F1	P	R	F1
w/o anomaly precursor pattern generation	41.58	40.51	41.04	55.82	41.03	47.30	84.19	60.28	70.26	51.88	29.03	37.23
w/o regularization loss	41.39	43.70	42.51	57.14	41.81	48.29	84.45	63.01	72.17	52.03	31.90	39.55
w/o memory bank	41.42	42.86	42.13	56.24	41.50	47.76	84.59	61.25	71.05	52.27	31.24	39.11
w Transformer	41.07	44.23	42.59	57.08	42.63	48.80	84.26	62.86	72.00	52.20	32.12	39.77
IGCL	41.22	44.99	43.02	57.01	42.75	48.86	84.21	63.19	72.20	52.10	32.77	40.23

Table 4: Parameter sensitivity

Dataset K	SWaT			MSL		
	P	R	F1	P	R	F1
4	84.67	61.93	71.54	20.01	20.17	20.09
8	84.23	62.48	71.74	20.38	21.42	20.89
12	84.52	62.97	72.17	20.50	21.51	20.99
16	84.21	63.19	72.20	20.43	21.69	21.04
20	84.09	63.25	72.19	20.33	21.65	20.97

Table 5: Runtime and total parameters used

Dataset Method	SWaT		MSL	
	Runtime (s)	Parameters (K)	Runtime (s)	Parameters (K)
PAD	2376	204	248	204
GANomaly	993	1693	81	1695
CAE-Ensemble	787	236	62	236
D3R	1443	380	133	382
w Transformer	1286	471	108	472
IGCL	760	172	61	173

mainly based on supervised machine learning methods. TEP [20] and FEP [164] use statistical information from manually labeled temperature-based features and frequency-based features as the signs of the anomaly precursors to predict the upcoming earthquakes. Chang *et al.* [32] extract features from the labeled precursors to predict extreme weather. Xing *et al.* [225] propose neighbor sub-sequence and Ulanova *et al.* [206] propose long-term profiling, to provide the contextual information for the labeled precursors. Yin *et al.* [235] propose a time series compression method and a similarity measure into supervised time series classification methods. Hojjati *et al.* [92] propose to use supervised graph neural networks to learn the information of different variables as there are various types of anomalies precursors that involve different variables.

However, the above works are supervised models trained with labeled precursors. They are limited and fall short in the unsupervised time series anomaly prediction for practical usage.

5.2 Time Series Anomaly Detection

There has been a lot of research on anomaly detection. Early works [243] utilize time series classification methods to detect anomalies. Recent methods mainly focus on unsupervised time series anomaly detection, which is based on the one-class classification theory [183, 187]. They can be further categorized into four types, including density estimation-based methods [24, 146, 198], clustering-based methods [104, 199], autoregression and reconstruction-based methods [197] methods, and contrastive-based methods [56]. The density estimation-based anomaly detection methods assume abnormal samples lie in a low-density region, such as DAGMM [248] using the probability model and IForest [105] using tree model to measure density. Clustering-based Deep-SVDD [183] and ITAD [192] aim to contract normal samples within a center. THOC [190] uses a hierarchical RNN to extract dynamic clustering features for time series. Autoregression and reconstruction-based methods detect anomalies based on regression or reconstruction errors, including LSTM-NDT [151] which uses long short-term memory to capture contextual information for autoregression. Autoencoder [109] (AE) is a classic architecture used in reconstruction tasks. Omni [197], InterFusion [144] and VQRAE [108] utilize the Variational AE and reconstruction probability to detect anomalies. GANomaly [61] introduces a discriminator’s loss for AE and detects anomalies based on reconstruction errors. CAE-Ensemble [29] proposes to ensemble different AEs for reconstruction. PUAD [140] uses meta-learning-oriented AE to reconstruct typical time series data.

Contrastive Learning. Contrastive learning learns useful representations by contrasting positive pairs against negative pairs with data augmentation [35, 147]. Recently, contrastive learning has been proposed for anomaly detection, such as DCdetector [231], where two view representations of a normal timestamp should be similar. PAD [101] proposes to use unsupervised contrastive learning-based anomaly detection methods and specific thresholds to identify the precursors. However, these methods do not have negative samples and only contrast between positive samples. Thus, they cannot learn the temporal dependency patterns for the pair of normal time series and the anomaly precursors.

Generative Learning. The diffusion-based network is a generative model that generates data with denoising steps [90]. DifFAD [224] and D3R [211] utilize diffusion-based networks to generate normal time series data and detect anomalies based on generation errors. However, these methods only learn the underlying normal data distribution, without generating anomaly precursors and learning the temporal dependency patterns.

Table 6: Comparisons between representative methods that can be applied to unsupervised time series anomaly prediction.

Methods	For time series	Unsupervised	Precursor Generation	Temporal Dependencies
[24, 105, 146, 183, 187, 198, 199]	✗	✓	✗	✗
[20, 32, 92, 101, 164, 235]	✓	✗	✗	✗
[206, 225]	✓	✗	✗	✓
[56, 104, 108, 109, 140, 144, 151, 190]	✓	✓	✗	✗
[61, 192, 197, 224, 227, 231, 248]	✓	✓	✓	✓
Our IGCL	✓	✓	✓	✓

6 CONCLUSION

We present an importance-based generative contrastive learning model for a novel problem of unsupervised time series anomaly prediction. We propose anomaly precursor pattern generation, with diffusion-based distribution transformation and a variance regularization loss, to generate different kinds of potential anomaly precursors as labeled negative data. Then, we propose an overlapping window-based contrastive learning to distinguish anomaly precursors from the normal efficiently. Last, we propose a memory bank with importance-based scores to store representative anomaly precursors to generate complicated precursors efficiently. Experiments on seven benchmark datasets demonstrate the superiority of our method. In future works, it is worth improving IGCL with pre-training on large-scale time series data.

References

- [1] 1984. *SIGCOMM Comput. Commun. Rev.* 13-14, 5-1 (1984).
- [2] 2008. *CHI '08: CHI '08 extended abstracts on Human factors in computing systems* (Florence, Italy). ACM, New York, NY, USA. General Chair-Czerwinski, Mary and General Chair-Lund, Arnie and Program Chair-Tan, Desney.
- [3] Ahmed Abdulla, Zhuanghua Liu, and Tomer Lancelwicky. 2021. Practical approach to asynchronous multivariate time series anomaly detection and localization. In *SIGKDD*. 2485–2494.
- [4] Rafal Ablamowicz and Bertfried Fauser. 2007. *CLIFFORD: a Maple 11 Package for Clifford Algebra Computations, version 11*. Retrieved February 28, 2008 from <http://math.tntech.edu/rafal/cliff11/index.html>
- [5] Patricia S. Abril and Robert Plant. 2007. The patent holder's dilemma: Buy, sell, or troll? *Commun. ACM* 50, 1 (Jan. 2007), 36–44. <https://doi.org/10.1145/1188913.1188915>
- [6] A. Adya, P. Bahl, J. Padhye, A. Wolman, and L. Zhou. 2004. A multi-radio unification protocol for IEEE 802.11 wireless networks. In *Proceedings of the IEEE 1st International Conference on Broadband Networks (BroadNets'04)*. IEEE, Los Alamitos, CA, 210–217.
- [7] I. F. Akyildiz, T. Melodia, and K. R. Chowdhury. 2007. A Survey on Wireless Multimedia Sensor Networks. *Computer Netw.* 51, 4 (2007), 921–960.
- [8] I. F. Akyildiz, W. Su, Y. Sankarasubramanian, and E. Cayirci. 2002. Wireless Sensor Networks: A Survey. *Comm. ACM* 38, 4 (2002), 393–422.
- [9] American Mathematical Society. 2015. *Using the amsthm Package*. American Mathematical Society. <http://www.ctan.org/pkg/amsthm>.
- [10] Sten Andler. 1979. Predicate Path expressions. In *Proceedings of the 6th. ACM SIGACT-SIGPLAN symposium on Principles of Programming Languages (POPL '79)*. ACM Press, New York, NY, 226–236. <https://doi.org/10.1145/567752.567774>
- [11] Rafal Angryk, Petrus Martens, Berkay Aydin, Dustin Kempton, Sushant Mahajan, Sunitha Basodi, Azim Ahmadzadeh, Xumin Cai, Soukaina Filali Boubrahimi, Shah Muhammad Hamdi, Micheal Schuh, and Manolis Georgoulis. 2020. SWANSF.
- [12] David A. Anisi. 2003. *Optimal Motion Control of a Ground Vehicle*. Master's thesis. Royal Institute of Technology (KTH), Stockholm, Sweden.
- [13] Sam Anzaroot and Andrew McCallum. 2013. *UMass Citation Field Extraction Dataset*. Retrieved May 27, 2019 from <http://www.iesl.cs.umass.edu/data/data-umasscitationfield>
- [14] Sam Anzaroot, Alexandre Passos, David Belanger, and Andrew McCallum. 2014. Learning Soft Linear Constraints with Application to Citation Field Extraction. arXiv:1403.1349
- [15] J. E. Archer, Jr., R. Conway, and F. B. Schneider. 1984. User recovery and reversal in interactive systems. *ACM Trans. Program. Lang. Syst.* 6, 1 (Jan. 1984), 1–19.
- [16] Martin Arjovsky, Soumith Chintala, and Léon Bottou. 2017. Wasserstein GAN. arXiv:1701.07875 [stat.ML]
- [17] Jimmy Lei Ba, Jamie Ryan Kiros, and Geoffrey E. Hinton. 2016. Layer Normalization. arXiv:1607.06450 [stat.ML]
- [18] P. Bahl, R. Chancre, and J. Dungeon. 2004. SSCH: Slotted Seeded Channel Hopping for Capacity Improvement in IEEE 802.11 Ad-Hoc Wireless Networks. In *Proceeding of the 10th International Conference on Mobile Computing and Networking (MobiCom'04)*. ACM, New York, NY, 112–117.
- [19] Lei Bai, Lina Yao, Can Li, Xianzhi Wang, and Can Wang. 2020. Adaptive Graph Convolutional Recurrent Network for Traffic Forecasting. In *NeurIPS*. 11465–11475.
- [20] Anshuman Bhardwaj, Shaktiman Singh, Lydia Sam, Pawan K. Joshi, Akanksha Bhardwaj, F. Javier Martin-Torres, and Rajesh Kumar. 2017. A review on remotely sensed land surface temperature anomaly as an earthquake precursor. *Int. J. Appl. Earth Obs. Geoinformation* 63 (2017), 158–166.
- [21] Lutz Bornmann, K. Brad Wray, and Robin Haunschild. 2019. Citation concept analysis (CCA)—A new form of citation analysis revealing the usefulness of concepts for other researchers illustrated by two exemplary case studies including classic books by Thomas S. Kuhn and Karl R. Popper. arXiv:1905.12410 [cs.DL]
- [22] Mic Bowman, Saumya K. Debray, and Larry L. Peterson. 1993. Reasoning About Naming Systems. *ACM Trans. Program. Lang. Syst.* 15, 5 (November 1993), 795–825. <https://doi.org/10.1145/161468.161471>
- [23] Johannes Braams. 1991. Babel, a Multilingual Style-Option System for Use with LaTeX's Standard Document Styles. *TUGboat* 12, 2 (June 1991), 291–301.
- [24] Markus M Breunig, Hans-Peter Kriegel, Raymond T Ng, and Jörg Sander. 2000. LOF: identifying density-based local outliers. In *Proceedings of the 2000 ACM SIGMOD international conference on Management of data*. 93–104.
- [25] Cafer Budak and Veysel Gider. 2023. LSTM based forecasting of the next day's values of ionospheric total electron content (TEC) as an earthquake precursor signal. *Earth Sci. Informatics* 16, 3 (2023), 2323–2337.
- [26] Jonathan F. Buss, Arnold L. Rosenberg, and Judson D. Knott. 1987. *Vertex Types in Book-Embeddings*. Technical Report. Amherst, MA, USA.
- [27] Jonathan F. Buss, Arnold L. Rosenberg, and Judson D. Knott. 1987. *Vertex Types in Book-Embeddings*. Technical Report. Amherst, MA, USA.
- [28] Yaohui Cai, Zhewei Yao, Zhen Dong, Amir Gholami, Michael W. Mahoney, and Kurt Keutzer. 2020. ZeroQ: A Novel Zero Shot Quantization Framework. *CoRR* abs/2001.00281 (2020).
- [29] David Campos, Tung Kieu, Chenjuan Guo, Feiteng Huang, Kai Zheng, Bin Yang, and Christian S. Jensen. 2022. Unsupervised Time Series Outlier Detection with Diversity-Driven Convolutional Ensembles. *Proceedings of the VLDB Endowment PVLDB* 15, 3 (2022), 611–623.
- [30] David Campos, Miao Zhang, Bin Yang, Tung Kieu, Chenjuan Guo, and Christian S. Jensen. 2023. LightTS: Lightweight Time Series Classification with Adaptive Ensemble Distillation. *Proc. ACM Manag. Data* 1, 2 (2023), 171:1–171:27.
- [31] X. Carmona, François-Xavier Aubet, Valentin Flunkert, and Jan Gasthaus. 2022. Neural Contextual Anomaly Detection for Time Series. In *IJCAI*, Lud De Raedt (Ed.). International Joint Conferences on Artificial Intelligence Organization, 2843–2851.
- [32] Chia-Yuan Chang, Cheng-Wei Lu, and Chuan-Ju Wang. 2021. A Multi-step-ahead Markov Conditional Forward Model with Cube Perturbations for Extreme Weather Forecasting. In *AAAI*. AAAI Press, 6948–6955.
- [33] Haw-Shiuan Chang, Erik Learned-Miller, and Andrew McCallum. 2017. Active bias: Training more accurate neural networks by emphasizing high variance samples. *Advances in Neural Information Processing Systems* 30 (2017).
- [34] Hanxiong Chen, Shaoyun Shi, Yunqi Li, and Yongfeng Zhang. 2021. Neural Collaborative Reasoning. In *WWW*. 1516–1527.
- [35] Ting Chen, Simon Kornblith, Mohammad Norouzi, and Geoffrey E. Hinton. 2020. A Simple Framework for Contrastive Learning of Visual Representations. *CoRR* abs/2002.05709 (2020). arXiv:2002.05709
- [36] Xinlei Chen, Haoqi Fan, Ross Girshick, and Kaiming He. 2020. Improved baselines with momentum contrastive learning. *arXiv preprint arXiv:2003.04297* (2020).
- [37] Xinrui Chen, Yizhi Wang, Renao Yan, Yiqing Liu, Tian Guan, and Yonghong He. 2023. TexQ: Zero-shot Network Quantization with Texture Feature Distribution Calibration. In *Thirty-seventh Conference on Neural Information Processing Systems*. <https://openreview.net/forum?id=r8LYNleLf9>
- [38] Yunyao Cheng, Peng Chen, Chenjuan Guo, Kai Zhao, Qingsong Wen, Bin Yang, and Christian S. Jensen. 2024. Weakly Guided Adaptation for Robust Time

- Series Forecasting. *Proc. VLDB Endow.* (2024).
- [39] Chih-Chun Chia and Zeeshan Syed. 2014. Scalable noise mining in long-term electrocardiographic time-series to predict death following heart attacks. In *The 20th ACM SIGKDD International Conference on Knowledge Discovery and Data Mining, KDD '14, New York, NY, USA - August 24 - 27, 2014*, Sofus A. Macskassy, Claudia Perlich, Jure Leskovec, Wei Wang, and Rayid Ghani (Eds.). ACM, 125–134.
- [40] Kyunghyun Cho, Bart van Merriënboer, Çağlar Gülçehre, Dzmitry Bahdanau, Fethi Bougares, Holger Schwenk, and Yoshua Bengio. 2014. Learning Phrase Representations using RNN Encoder-Decoder for Statistical Machine Translation. In *EMNLP*. 1724–1734.
- [41] Jungwook Choi, Zhuo Wang, Swagath Venkataramani, Pierce I-Jen Chuang, Vijayalakshmi Srinivasan, and Kailash Gopalakrishnan. 2018. PACT: Parameterized Clipping Activation for Quantized Neural Networks. *CoRR* abs/1805.06085 (2018).
- [42] Kanghyun Choi, Deokki Hong, Noseong Park, Youngsok Kim, and Jinho Lee. 2021. Qimera: Data-free Quantization with Synthetic Boundary Supporting Samples. In *NeurIPS*. 14835–14847.
- [43] Razvan-Gabriel Cirstea, Chenjuan Guo, Bin Yang, Tung Kieu, Xuanyi Dong, and Shirui Pan. 2022. Triformer: Triangular, Variable-Specific Attentions for Long Sequence Multivariate Time Series Forecasting. In *IJCAI*. 1994–2001.
- [44] Razvan-Gabriel Cirstea, Tung Kieu, Chenjuan Guo, Bin Yang, and Sinno Jialin Pan. 2021. EnhanceNet: Plugin Neural Networks for Enhancing Correlated Time Series Forecasting. In *ICDE*. 1739–1750.
- [45] Razvan-Gabriel Cirstea, Bin Yang, Chenjuan Guo, Tung Kieu, and Shirui Pan. 2022. Towards Spatio-Temporal Aware Traffic Time Series Forecasting. In *ICDE*. 2900–2913.
- [46] Razvan-Gabriel Cirstea, Bin Yang, and Chenjuan Guo. 2019. Graph Attention Recurrent Neural Networks for Correlated Time Series Forecasting. In *MileTS19@KDD*.
- [47] Malcolm Clark. 1991. Post Congress Tristesse. In *TeX90 Conference Proceedings*. TeX Users Group, 84–89.
- [48] Kenneth L. Clarkson. 1985. *Algorithms for Closest-Point Problems (Computational Geometry)*. Ph.D. Dissertation. Stanford University, Palo Alto, CA. UMI Order Number: AAT 8506171.
- [49] Kenneth Lee Clarkson. 1985. *Algorithms for Closest-Point Problems (Computational Geometry)*. Ph.D. Dissertation. Stanford University, Stanford, CA, USA. Advisor(s) Yao, Andrew C. AAT 8506171.
- [50] Jacques Cohen (Ed.). 1996. Special issue: Digital Libraries. *Commun. ACM* 39, 11 (Nov. 1996).
- [51] Sarah Cohen, Werner Nutt, and Yehoshua Sagie. 2007. Deciding equivalences among conjunctive aggregate queries. *J. ACM* 54, 2, Article 5 (April 2007), 50 pages. <https://doi.org/10.1145/1219092.1219093>
- [52] Mauro Conti, Roberto Di Pietro, Luigi V. Mancini, and Alessandro Mei. 2009. (new) Distributed data source verification in wireless sensor networks. *Inf. Fusion* 10, 4 (Oct. 2009), 342–353. <https://doi.org/10.1016/j.inffus.2009.01.002>
- [53] Mauro Conti, Roberto Di Pietro, Luigi V. Mancini, and Alessandro Mei. 2009. (old) Distributed data source verification in wireless sensor networks. *Inf. Fusion* 10, 4 (2009), 342–353. <https://doi.org/10.1016/j.inffus.2009.01.002>
- [54] CROSSBOW. 2008. XBOW Sensor Motes Specifications. <http://www.xbow.com>.
- [55] D. Culler, D. Estrin, and M. Srivastava. 2004. Overview of Sensor Networks. *IEEE Comput.* 37, 8 (Special Issue on Sensor Networks) (2004), 41–49.
- [56] Shohreh Deldari, Daniel V. Smith, Hao Xue, and Flora D. Salim. 2021. Time Series Change Point Detection with Self-Supervised Contrastive Predictive Coding. In *WWW '21: The Web Conference 2021, Virtual Event / Ljubljana, Slovenia, April 19-23, 2021*, Jure Leskovec, Marko Grobelnik, Marc Najork, Jie Tang, and Leila Zia (Eds.). ACM / IW3C2, 3124–3135. <https://doi.org/10.1145/3442381.3449903>
- [57] Jia Deng, Wei Dong, Richard Socher, Li-Jia Li, Kai Li, and Li Fei-Fei. 2009. Imagenet: A large-scale hierarchical image database. In *CVPR*. 248–255.
- [58] E. Dijkstra. 1979. Go to statement considered harmful. In *Classics in software engineering (incoll)*. Yourdon Press, Upper Saddle River, NJ, USA, 27–33. <http://portal.acm.org/citation.cfm?id=1241515.1241518>
- [59] Alexey Dosovitskiy, Lucas Beyer, Alexander Kolesnikov, Dirk Weissenborn, Xiaohua Zhai, Thomas Unterthiner, Mostafa Dehghani, Matthias Minderer, Georg Heigold, Sylvain Gelly, Jakob Uszkoreit, and Neil Houlsby. 2021. An Image is Worth 16x16 Words: Transformers for Image Recognition at Scale. In *ICLR*.
- [60] Bruce P. Douglass, David Harel, and Mark B. Trakhtenbrot. 1998. Statecrafts in use: structured analysis and object-orientation. In *Lectures on Embedded Systems*, Grzegorz Rozenberg and Frits W. Vaandrager (Eds.). Lecture Notes in Computer Science, Vol. 1494. Springer-Verlag, London, 368–394. https://doi.org/10.1007/3-540-65193-4_29
- [61] Bowen Du, Xuanxuan Sun, Junchen Ye, Ke Cheng, Jingyuan Wang, and Leilei Sun. 2023. GAN-Based Anomaly Detection for Multivariate Time Series Using Polluted Training Set. *IEEE Trans. Knowl. Data Eng.* 35, 12 (2023), 12208–12219.
- [62] D. D. Dunlop and V. R. Basili. 1985. Generalizing specifications for uniformly implemented loops. *ACM Trans. Program. Lang. Syst.* 7, 1 (Jan. 1985), 137–158.
- [63] Ian Editor (Ed.). 2007. *The title of book one* (1st. ed.). The name of the series one, Vol. 9. University of Chicago Press, Chicago. <https://doi.org/10.1007/3-540-09237-4>
- [64] Ian Editor (Ed.). 2008. *The title of book two* (2nd. ed.). University of Chicago Press, Chicago, Chapter 100. <https://doi.org/10.1007/3-540-09237-4>
- [65] Sayda Elmi and Kian-Lee Tan. 2021. DeepFEC: Energy Consumption Prediction under Real-World Driving Conditions for Smart Cities. In *WWW. ACM / IW3C2*, 1880–1890.
- [66] Nicolai Engelmann and Heinz Koepl. 2022. Forward-Backward Latent State Inference for Hidden Continuous-Time semi-Markov Chains. In *Advances in Neural Information Processing Systems 35: Annual Conference on Neural Information Processing Systems*, Sanmi Koyejo, S. Mohamed, A. Agarwal, Danielle Belgrave, K. Cho, and A. Oh (Eds.).
- [67] Zheng Fang, Qingqing Long, Guojie Song, and Kunqing Xie. 2021. Spatial-Temporal Graph ODE Networks for Traffic Flow Forecasting. In *SIGKDD*. 364–373.
- [68] Simon Fear. 2005. *Publication quality tables in L^AT_EX*. <http://www.ctan.org/pkg/booktabs>.
- [69] Dan Geiger and Christopher Meeck. 2005. Structured Variational Inference Procedures and their Realizations (as incol). In *Proceedings of Tenth International Workshop on Artificial Intelligence and Statistics*, The Barbados. The Society for Artificial Intelligence and Statistics.
- [70] Michael Gerndt. 1989. *Automatic Parallelization for Distributed-Memory Multiprocessing Systems*. Ph.D. Dissertation. University of Bonn, Bonn, Germany.
- [71] Ian J. Goodfellow, Yoshua Bengio, and Aaron C. Courville. 2016. *Deep Learning*. MIT Press.
- [72] Ian J. Goodfellow, Jean Pouget-Abadie, Mehdi Mirza, Bing Xu, David Warde-Farley, Sherjil Ozair, Aaron C. Courville, and Yoshua Bengio. 2014. Generative Adversarial Nets. In *NIPS*, 2672–2680.
- [73] Michel Goossens, S. P. Rahtz, Ross Moore, and Robert S. Sutor. 1999. *The Latex Web Companion: Integrating TEX, HTML, and XML* (1st ed.). Addison-Wesley Longman Publishing Co., Inc., Boston, MA, USA.
- [74] Jean-Bastien Grill, Florian Strub, Florent Altché, Corentin Tallec, Pierre Richemond, Elena Buchatskaya, Carl Doersch, Bernardo Avila Pires, Zhaohan Guo, Mohammad Gheshlaghi Azar, et al. 2020. Bootstrap your own latent - a new approach to self-supervised learning. *Advances in neural information processing systems* 33 (2020), 21271–21284.
- [75] Matthew Van Gundy, Davide Balzarotti, and Giovanni Vigna. 2007. Catch me, if you can: Evading network signatures with web-based polymorphic worms. In *Proceedings of the first USENIX workshop on Offensive Technologies (WOOT '07)*. USENIX Association, Berkeley, CA, Article 7, 9 pages.
- [76] Matthew Van Gundy, Davide Balzarotti, and Giovanni Vigna. 2008. Catch me, if you can: Evading network signatures with web-based polymorphic worms. In *Proceedings of the first USENIX workshop on Offensive Technologies (WOOT '08)*. USENIX Association, Berkeley, CA, Article 7, 2 pages.
- [77] Matthew Van Gundy, Davide Balzarotti, and Giovanni Vigna. 2009. Catch me, if you can: Evading network signatures with web-based polymorphic worms. In *Proceedings of the first USENIX workshop on Offensive Technologies (WOOT '09)*. USENIX Association, Berkeley, CA, 90–100.
- [78] Torben Hagerup, Kurt Mehlhorn, and J. Ian Munro. 1993. Maintaining Discrete Probability Distributions Optimally. In *Proceedings of the 20th International Colloquium on Automata, Languages and Programming (Lecture Notes in Computer Science, Vol. 700)*. Springer-Verlag, Berlin, 253–264.
- [79] David Hallac, Youngsuk Park, Stephen P. Boyd, and Jure Leskovec. 2017. Network Inference via the Time-Varying Graphical Lasso. In *SIGKDD*. 205–213.
- [80] William L. Hamilton, Zhitaoying, and Jure Leskovec. 2017. Inductive Representation Learning on Large Graphs. In *NeurIPS*. 1024–1034.
- [81] Bo Han, Quanming Yao, Xingrui Yu, Gang Niu, Miao Xu, Weihua Hu, Ivor Tsang, and Masashi Sugiyama. 2018. Co-teaching: Robust training of deep neural networks with extremely noisy labels. *Advances in neural information processing systems* 31 (2018).
- [82] Song Han, Huizi Mao, and William J. Dally. 2016. Deep Compression: Compressing Deep Neural Network with Pruning, Trained Quantization and Huffman Coding. In *ICLR*.
- [83] David Harel. 1978. *LOGICS of Programs: AXIOMATICS and DESCRIPTIVE POWER*. MIT Research Lab Technical Report TR-200. Massachusetts Institute of Technology, Cambridge, MA.
- [84] David Harel. 1979. *First-Order Dynamic Logic*. Lecture Notes in Computer Science, Vol. 68. Springer-Verlag, New York, NY. <https://doi.org/10.1007/3-540-09237-4>
- [85] Harvard CodeBlue. 2008. CodeBlue: Sensor Networks for Medical Care. <http://www.eecs.harvard.edu/mdw/proj/codeblue/>.
- [86] Kaiming He, Xiangyu Zhang, Shaoqing Ren, and Jian Sun. 2016. Deep Residual Learning for Image Recognition. In *CVPR*. 770–778.
- [87] J. Heering and P. Klint. 1985. Towards monolingual programming environments. *ACM Trans. Program. Lang. Syst.* 7, 2 (April 1985), 183–213.
- [88] Maurice Herlihy. 1993. A Methodology for Implementing Highly Concurrent Data Objects. *ACM Trans. Program. Lang. Syst.* 15, 5 (November 1993), 745–770. <https://doi.org/10.1145/161468.161469>

- [89] Geoffrey E. Hinton, Oriol Vinyals, and Jeffrey Dean. 2015. Distilling the Knowledge in a Neural Network. *CoRR* abs/1503.02531 (2015).
- [90] Jonathan Ho, Ajay Jain, and Pieter Abbeel. 2020. Denoising Diffusion Probabilistic Models. In *Annual Conference on Neural Information Processing Systems*, Hugo Larochelle, Marc'Aurelio Ranzato, Raia Hadsell, Maria-Florina Balcan, and Hsuan-Tien Lin (Eds.).
- [91] C. A. R. Hoare. 1972. Chapter II: Notes on data structuring. In *Structured programming (incoll)*, O. J. Dahl, E. W. Dijkstra, and C. A. R. Hoare (Eds.). Academic Press Ltd., London, UK, UK, 83–174. <http://portal.acm.org/citation.cfm?id=1243380.1243382>
- [92] Hadi Hojjati, Mohammadreza Sadeghi, and Narges Armanfard. 2023. Multivariate Time-Series Anomaly Detection with Temporal Self-supervision and Graphs: Application to Vehicle Failure Prediction. In *ECML PKDD (Lecture Notes in Computer Science, Vol. 14175)*. Springer, 242–259.
- [93] Billy S. Hollis. 1999. *Visual Basic 6: Design, Specification, and Objects with Other* (1st ed.). Prentice Hall PTR, Upper Saddle River, NJ, USA.
- [94] Lars Hörmander. 1985. *The analysis of linear partial differential operators. III. Grundlehren der Mathematischen Wissenschaften [Fundamental Principles of Mathematical Sciences]*, Vol. 275. Springer-Verlag, Berlin, Germany. viii+525 pages. Pseudodifferential operators.
- [95] Lars Hörmander. 1985. *The analysis of linear partial differential operators. IV. Grundlehren der Mathematischen Wissenschaften [Fundamental Principles of Mathematical Sciences]*, Vol. 275. Springer-Verlag, Berlin, Germany. vii+352 pages. Fourier integral operators.
- [96] Guangyan Huang, Jing He, Jie Cao, Zhi Qiao, Michael Steyn, and Kersi Taraporewalla. 2013. A real-time abnormality detection system for intensive care management. In *ICDE*, Christian S. Jensen, Christopher M. Jermaine, and Xiaofang Zhou (Eds.). IEEE Computer Society, 1376–1379.
- [97] Alexis Huet, José Manuel Navarro, and Dario Rossi. 2022. Local Evaluation of Time Series Anomaly Detection Algorithms. *SIGKDD* (2022).
- [98] Kyle Hundman, Valentino Constantinou, Christopher Laporte, Ian Colwell, and Tom Soderstrom. 2018. Detecting spacecraft anomalies using lstms and nonparametric dynamic thresholding. In *SIGKDD*. 387–395.
- [99] IEEE 2004. IEEE TCSC Executive Committee. In *Proceedings of the IEEE International Conference on Web Services (ICWS '04)*. IEEE Computer Society, Washington, DC, USA, 21–22. <https://doi.org/10.1109/ICWS.2004.64>
- [100] Arun Shankar Iyer, J. Saketha Nath, and Sunita Sarawagi. 2014. Maximum Mean Discrepancy for Class Ratio Estimation: Convergence Bounds and Kernel Selection. In *ICML (JMLR Workshop and Conference Proceedings, Vol. 32)*. JMLR.org, 530–538.
- [101] Sheo Yon Jhin, Jaehoon Lee, and Noseong Park. 2023. Precursor-of-Anomaly Detection for Irregular Time Series. In *SIGKDD*. ACM, 917–929.
- [102] Nicola Jones. 2017. How machine learning could help to improve climate forecasts. *Nature* 548 (2017), 379.
- [103] Norman P. Jouppi, Cliff Young, Nishant Patil, David A. Patterson, Gaurav Agrawal, Raminder Bajwa, and et al. 2017. In-Datacenter Performance Analysis of a Tensor Processing Unit. In *ISCA*. ACM, 1–12.
- [104] Neha Kant and Manish Mahajan. 2019. *Time-Series Outlier Detection Using Enhanced K-Means in Combination with PSO Algorithm*. 363–373.
- [105] Paweł Karczmarek, Adam Kiersztyn, Witold Pedrycz, and Ebru Al. 2020. K-Means-based isolation forest. *Knowledge-based systems* 195 (2020), 105659.
- [106] Tero Karras, Samuli Laine, and Timo Aila. 2018. A Style-Based Generator Architecture for Generative Adversarial Networks. *CoRR* abs/1812.04948 (2018).
- [107] Eamonn J. Keogh and Michael J. Pazzani. 2001. Derivative Dynamic Time Warping. In *SDM*. 1–11.
- [108] Tung Kieu, Bin Yang, Chenjuan Guo, Razvan-Gabriel Cirstea, Yan Zhao, Yale Song, and Christian S. Jensen. 2022. Anomaly Detection in Time Series with Robust Variational Quasi-Recurrent Autoencoders. In *ICDE*. 1342–1354.
- [109] Tung Kieu, Bin Yang, Chenjuan Guo, Christian S. Jensen, Yan Zhao, Feiteng Huang, and Kai Zheng. 2022. Robust and Explainable Autoencoders for Unsupervised Time Series Outlier Detection. In *ICDE*. 3038–3050.
- [110] Taesung Kim, Jinhee Kim, Yunwon Tae, Cheonbok Park, Jang-Ho Choi, and Jaegul Choo. 2021. Reversible Instance Normalization for Accurate Time-Series Forecasting against Distribution Shift. In *International Conference on Learning Representations*. <https://openreview.net/forum?id=cGDakQo1C0p>
- [111] Diederik P. Kingma and Jimmy Ba. 2015. Adam: A Method for Stochastic Optimization. In *ICLR*, Yoshua Bengio and Yann LeCun (Eds.).
- [112] Diederik P. Kingma and Max Welling. 2014. Auto-Encoding Variational Bayes. In *ICLR*.
- [113] Thomas N. Kipf and Max Welling. 2017. Semi-Supervised Classification with Graph Convolutional Networks. In *ICLR*.
- [114] Markus Kirschmer and John Voight. 2010. Algorithmic Enumeration of Ideal Classes for Quaternion Orders. *SIAM J. Comput.* 39, 5 (Jan. 2010), 1714–1747. <https://doi.org/10.1137/080734467>
- [115] Donald E. Knuth. 1981. *Seminumerical Algorithms*. Addison-Wesley.
- [116] Donald E. Knuth. 1981. *Seminumerical Algorithms* (2nd ed.). The Art of Computer Programming, Vol. 2. Addison-Wesley, Reading, MA.
- [117] Donald E. Knuth. 1984. *The TeXbook*. Addison-Wesley, Reading, MA.
- [118] Donald E. Knuth. 1997. *The Art of Computer Programming, Vol. 1: Fundamental Algorithms (3rd. ed.)*. Addison Wesley Longman Publishing Co., Inc.
- [119] Donald E. Knuth. 1998. *The Art of Computer Programming (3rd ed.)*. Fundamental Algorithms, Vol. 1. Addison Wesley Longman Publishing Co., Inc. (book).
- [120] Lukas Köhs, Bastian Alt, and Heinz Koepl. 2022. Markov Chain Monte Carlo for Continuous-Time Switching Dynamical Systems. In *International Conference on Machine Learning, ICML 2022, 17-23 July 2022, Baltimore, Maryland, USA*, Kamalika Chaudhuri, Stefanie Jegelka, Le Song, Csaba Szepesvári, Gang Niu, and Sivan Sabato (Eds.), Vol. 162. PMLR, 11430–11454.
- [121] Wei-Chang Kong. 2001. *E-commerce and cultural values*. IGI Publishing, Hershey, PA, USA, Name of chapter: The implementation of electronic commerce in SMEs in Singapore (Inbook-w-chap-w-type), 51–74. <http://portal.acm.org/citation.cfm?id=887006.887010>
- [122] Wei-Chang Kong. 2001. The implementation of electronic commerce in SMEs in Singapore (as Incoll). In *E-commerce and cultural values*. IGI Publishing, Hershey, PA, USA, 51–74. <http://portal.acm.org/citation.cfm?id=887006.887010>
- [123] Wei-Chang Kong. 2002. Chapter 9. In *E-commerce and cultural values (Incoll-w-text (chap 9) 'title')*. Theerasak Thanasankit (Ed.). IGI Publishing, Hershey, PA, USA, 51–74. <http://portal.acm.org/citation.cfm?id=887006.887010>
- [124] Wei-Chang Kong. 2003. The implementation of electronic commerce in SMEs in Singapore (Incoll). In *E-commerce and cultural values*, Theerasak Thanasankit (Ed.). IGI Publishing, Hershey, PA, USA, 51–74. <http://portal.acm.org/citation.cfm?id=887006.887010>
- [125] Wei-Chang Kong. 2004. *E-commerce and cultural values - (InBook-num-in-chap)*. IGI Publishing, Hershey, PA, USA, Chapter 9, 51–74. <http://portal.acm.org/citation.cfm?id=887006.887010>
- [126] Wei-Chang Kong. 2005. *E-commerce and cultural values (Inbook-text-in-chap)*. IGI Publishing, Hershey, PA, USA, Chapter: The implementation of electronic commerce in SMEs in Singapore, 51–74. <http://portal.acm.org/citation.cfm?id=887006.887010>
- [127] Wei-Chang Kong. 2006. *E-commerce and cultural values (Inbook-num chap)*. IGI Publishing, Hershey, PA, USA, Chapter (in type field) 22, 51–74. <http://portal.acm.org/citation.cfm?id=887006.887010>
- [128] E. Korach, D. Rotem, and N. Santoro. 1984. Distributed algorithms for finding centers and medians in networks. *ACM Trans. Program. Lang. Syst.* 6, 3 (July 1984), 380–401.
- [129] Jacob Korerup. 1994. *Mapping Powerlists onto Hypercubes*. Master's thesis. The University of Texas at Austin. (In preparation).
- [130] David Kosiur. 2001. *Understanding Policy-Based Networking* (2nd. ed.). Wiley, New York, NY.
- [131] Alex Krizhevsky, Geoffrey Hinton, et al. 2009. Learning multiple layers of features from tiny images. *Master's thesis, University of Tront* (2009).
- [132] Guokun Lai, Wei-Cheng Chang, Yiming Yang, and Hanxiao Liu. 2018. Modeling Long- and Short-Term Temporal Patterns with Deep Neural Networks. In *SIGIR*. ACM, 95–104.
- [133] Kwei-Herng Lai, Daochen Zha, Junjie Xu, Yue Zhao, Guanchu Wang, and Xia Hu. 2021. Revisiting Time Series Outlier Detection: Definitions and Benchmarks. In *Proceedings of the Neural Information Processing Systems Track on Datasets and Benchmarks*, J. Vanschoren and S. Yeung (Eds.), Vol. 1. Curran. https://datasets-benchmarks-proceedings.neurips.cc/paper_files/paper/2021/file/ec5decca5ed3d6b8079e2e7e7bacc9f2-Paper-round1.pdf
- [134] Leslie Lamport. 1986. *TeX: A Document Preparation System*. Addison-Wesley, Reading, MA.
- [135] Colin Lea, Michael D. Flynn, René Vidal, Austin Reiter, and Gregory D. Hager. 2017. Temporal Convolutional Networks for Action Segmentation and Detection. In *CVPR*. 1003–1012.
- [136] Jan Lee. 1981. Transcript of question and answer session. In *History of programming languages I (incoll)*, Richard L. Wexelblat (Ed.). ACM, New York, NY, USA, 68–71. <https://doi.org/10.1145/800025.1198348>
- [137] Newton Lee. 2005. Interview with Bill Kinder: January 13, 2005. Video. *Comput. Entertain.* 3, 1, Article 4 (Jan.-March 2005). <https://doi.org/10.1145/1057270.1057278>
- [138] Cheng-Lun Li, Ayse G. Buyuktur, David K. Hutchful, Natasha B. Sant, and Satyendra K. Nainwal. 2008. Portalis: using competitive online interactions to support aid initiatives for the homeless. In *CHI '08 extended abstracts on Human factors in computing systems* (Florence, Italy). ACM, New York, NY, USA, 3873–3878. <https://doi.org/10.1145/1358628.1358946>
- [139] Mengzhang Li and Zhanxing Zhu. 2021. Spatial-Temporal Fusion Graph Neural Networks for Traffic Flow Forecasting. In *AAAI*. 4189–4196.
- [140] Yuxin Li, Wenchao Chen, Bo Chen, Dongsheng Wang, Long Tian, and Mingyuan Zhou. 2023. Prototype-oriented unsupervised anomaly detection for multivariate time series. In *International Conference on Machine Learning, ICML 2023, 23-29 July 2023, Honolulu, Hawaii, USA (Proceedings of Machine Learning Research, Vol. 202)*, Andreas Krause, Emma Brunskill, Kyunghyun Cho, Barbara Engelhardt, Sivan Sabato, and Jonathan Scarlett (Eds.). PMLR, 19407–19424.
- [141] Yaguang Li, Rose Yu, Cyrus Shahabi, and Yan Liu. 2018. Diffusion Convolutional Recurrent Neural Network: Data-Driven Traffic Forecasting. In *ICLR*.

- [142] Zhikai Li, Mengjuan Chen, Junrui Xiao, and Qingyi Gu. 2022. PSAQ-ViT V2: Towards Accurate and General Data-Free Quantization for Vision Transformers. *CoRR abs/2209.05687* (2022). <https://doi.org/10.48550/ARXIV.2209.05687> arXiv:2209.05687
- [143] Zhikai Li, Liping Ma, Mengjuan Chen, Junrui Xiao, and Qingyi Gu. 2022. Patch Similarity Aware Data-Free Quantization for Vision Transformers. In *ECCV*, Vol. 13671. 154–170.
- [144] Zhihan Li, Youjian Zhao, Jiaqi Han, Ya Su, Rui Jiao, Xidao Wen, and Dan Pei. 2021. Multivariate Time Series Anomaly Detection and Interpretation using Hierarchical Inter-Metric and Temporal Embedding. In *SIGKDD*, Feida Zhu, Beng Chin Ooi, and Chunyan Miao (Eds.). ACM, 3220–3230.
- [145] Dachuan Liu, Jin Wang, Shuo Shang, and Peng Han. 2022. MSDR: Multi-Step Dependency Relation Networks for Spatial Temporal Forecasting. In *SIGKDD*. ACM, 1042–1050.
- [146] Fei Tony Liu, Kai Ming Ting, and Zhi-Hua Zhou. 2008. Isolation Forest. In *ICDM*. 413–422.
- [147] Xiao Liu, Fanjin Zhang, Zhenyu Hou, Li Mian, Zhaoyu Wang, Jing Zhang, and Jie Tang. 2023. Self-Supervised Learning: Generative or Contrastive. *IEEE Trans. Knowl. Data Eng.* 35, 1 (2023), 857–876.
- [148] Yang Liu, Wei Zhang, and Jun Wang. 2021. Zero-shot Adversarial Quantization. *CoRR abs/2103.15263* (2021).
- [149] Ze Liu, Yutong Lin, Yue Cao, Han Hu, Yixuan Wei, Zheng Zhang, Stephen Lin, and Baining Guo. 2021. Swin Transformer: Hierarchical Vision Transformer using Shifted Windows. In *Proceedings of the IEEE/CVF International Conference on Computer Vision (ICCV)*.
- [150] Glymour Madelyn, Judea Pearl, and Nicholas P. Jewell. 2016. *Causal inference in statistics: A primer*. John Wiley & Sons.
- [151] Ahmed Maged, Chun Fai Lui, Salah Haridy, and Min Xie. 2024. Variational AutoEncoders-LSTM based fault detection of time-dependent high dimensional processes. *Int. J. Prod. Res.* 62, 4 (2024), 1092–1107.
- [152] Eran Malach and Shai Shalev-Shwartz. 2017. "Decoupling" when to update" from "how to update". *Advances in neural information processing systems* 30 (2017).
- [153] Aditya P. Mathur and Nils Ole Tippenhauer. 2016. SWaT: a water treatment testbed for research and training on ICS security. In *2016 International Workshop on Cyber-physical Systems for Smart Water Networks (CysWater)*. 31–36.
- [154] Daniel D. McCracken and Donald G. Golden. 1990. *Simplified Structured COBOL with Microsoft/MicroFocus COBOL*. John Wiley & Sons, Inc., New York, NY, USA.
- [155] Mehdi Mirza and Simon Osindero. 2014. Conditional Generative Adversarial Nets. *CoRR abs/1411.1784* (2014).
- [156] Luis Moreira-Matias, João Gama, Michel Ferreira, João Mendes-Moreira, and Luis Damas. 2013. Predicting Taxi-Passenger Demand Using Streaming Data. *IEEE TITS* 14, 3 (2013), 1393–1402.
- [157] Steffen Moritz, Frederik Rehbach, and Thomas Bartz-Beielstein. 2020. *GECCO Industrial Challenge 2019 Dataset: A water quality dataset for the 'Internet of Things: Online Event Detection for Drinking Water Quality Control' competition at the Genetic and Evolutionary Computation Conference 2019, Prague, Czech Republic*.
- [158] Sape Mullender (Ed.). 1993. *Distributed systems (2nd Ed.)*. ACM Press/Addison-Wesley Publishing Co., New York, NY, USA.
- [159] E. Mumford. 1987. Managerial expert systems and organizational change: some critical research issues. In *Critical issues in information systems research (incoll)*. John Wiley & Sons, Inc., New York, NY, USA, 135–155. <http://portal.acm.org/citation.cfm?id=54905.54911>
- [160] Markus Nagel, Rana Ali Amjad, Mart van Baalen, Christos Louizos, and Tijmen Blankevoort. 2020. Up or Down? Adaptive Rounding for Post-Training Quantization. *CoRR abs/2004.10568* (2020).
- [161] Markus Nagel, Marios Fournarakis, Rana Ali Amjad, Yelysei Bondarenko, Mart van Baalen, and Tijmen Blankevoort. 2021. A White Paper on Neural Network Quantization. *CoRR abs/2106.08295* (2021).
- [162] A. Natarajan, M. Motani, B. de Silva, K. Yap, and K. C. Chua. 2007. Investigating Network Architectures for Body Sensor Networks. In *Network Architectures*, G. Whitcomb and P. Neece (Eds.). Keleuven Press, Dayton, OH, 322–328. arXiv:960935712 [cs]
- [163] F. Nielson. 1985. Program transformations in a denotational setting. *ACM Trans. Program. Lang. Syst.* 7, 3 (July 1985), 359–379.
- [164] Aleksandra Nina. 2024. Analysis of VLF Signal Noise Changes in the Time Domain and Excitations/Attenuations of Short-Period Waves in the Frequency Domain as Potential Earthquake Precursors. *Remote. Sens.* 16, 2 (2024), 397.
- [165] Dave Novak. 2003. Solder man. Video. In *ACM SIGGRAPH 2003 Video Review on Animation theater Program: Part I - Vol. 145 (July 27–27, 2003)*. ACM Press, New York, NY, 4. <https://doi.org/99.9999/woot07-S422> <http://video.google.com/videoplay?docid=6528042696351994555>
- [166] Barack Obama. 2008. A more perfect union. Video. Retrieved March 21, 2008 from <http://video.google.com/videoplay?docid=6528042696351994555>
- [167] Boris N. Oreshkin, Dmitri Carпов, Nicolas Chapados, and Yoshua Bengio. 2020. N-BEATS: Neural basis expansion analysis for interpretable time series forecasting. In *ICLR*.
- [168] John Paparrizos, Paul Boniol, Themis Palpanas, Ruey S Tsay, Aaron Elmore, and Michael J Franklin. 2022. Volume Under the Surface: A New Accuracy Evaluation Measure for Time-Series Anomaly Detection. *Proceedings of the VLDB Endowment* 15, 11 (2022), 2774–2787.
- [169] Chuljin Park, Seong-Hee Kim, Ilker T. Telci, and Mustafa M. Aral. 2010. Designing optimal water quality monitoring network for river systems and application to a hypothetical river. In *Proceedings of the 2010 Winter Simulation Conference, WSC 2010, Baltimore, Maryland, USA, 5-8 December 2010*. IEEE, 3506–3513.
- [170] Adam Paszke, Sam Gross, Francisco Massa, Adam Lerer, James Bradbury, Gregory Chanan, Trevor Killeen, Zeming Lin, Natalia Gimelshein, Luca Antiga, Alban Desmaison, Andreas Köpf, Edward Z. Yang, Zachary DeVito, Martin Raison, Alykhan Tejani, Sasank Chilamkurthy, Benoit Steiner, Lu Fang, Junjie Bai, and Soumith Chintala. 2019. PyTorch: An Imperative Style, High-Performance Deep Learning Library. In *Advances in Neural Information Processing Systems 32: Annual Conference on Neural Information Processing Systems 2019, NeurIPS 2019, December 8-14, 2019, Vancouver, BC, Canada*, Hanna M. Wallach, Hugo Larochelle, Alina Beygelzimer, Florence d'Alché-Buc, Emily B. Fox, and Roman Garnett (Eds.), 8024–8035. <https://proceedings.neurips.cc/paper/2019/hash/bdbca288fee7f92f2bfa9f7012727740-Abstract.html>
- [171] Simon Aagaard Pedersen, Bin Yang, and Christian S. Jensen. 2020. Anytime Stochastic Routing with Hybrid Learning. *Proc. VLDB Endow.* 13, 9 (2020), 1555–1567.
- [172] Charles J. Petrie. 1986. *New Algorithms for Dependency-Directed Backtracking (Master's thesis)*. Technical Report. Austin, TX, USA.
- [173] Charles J. Petrie. 1986. *New Algorithms for Dependency-Directed Backtracking (Master's thesis)*. Master's thesis. University of Texas at Austin, Austin, TX, USA.
- [174] Poker-Edge.Com. 2006. Stats and Analysis. Retrieved June 7, 2006 from <http://www.poker-edge.com/stats.php>
- [175] Biao Qian, Yang Wang, Richang Hong, and Meng Wang. 2023. Adaptive Data-Free Quantization. *CoRR abs/2303.06869* (2023).
- [176] Biao Qian, Yang Wang, Richang Hong, and Meng Wang. 2023. Rethinking Data-Free Quantization as a Zero-Sum Game. In *AAAI AAAI Press*, 9489–9497.
- [177] Meng Qu and Jian Tang. 2019. Probabilistic Logic Neural Networks for Reasoning. In *NeurIPS*. 7710–7720.
- [178] R Core Team. 2019. *R: A Language and Environment for Statistical Computing*. R Foundation for Statistical Computing, Vienna, Austria. <https://www.R-project.org/>
- [179] Alec Radford, Luke Metz, and Soumith Chintala. 2016. Unsupervised Representation Learning with Deep Convolutional Generative Adversarial Networks. In *ICLR*.
- [180] Brian K. Reid. 1980. A high-level approach to computer document formatting. In *Proceedings of the 7th Annual Symposium on Principles of Programming Languages*. ACM, New York, 24–31.
- [181] Danilo Jimenez Rezende and Shakir Mohamed. 2015. Variational Inference with Normalizing Flows. In *ICML*, Vol. 37. 1530–1538.
- [182] Bernard Rous. 2008. The Enabling of Digital Libraries. *Digital Libraries* 12, 3, Article 5 (July 2008). To appear.
- [183] Lukas Ruff, Robert A. Vandermeulen, Nico Görnitz, Lucas Deecke, Shoaib A. Siddiqui, Alexander Binder, Emmanuel Müller, and Marius Kloft. 2018. Deep One-Class Classification. In *ICML*, Vol. 80. 4393–4402.
- [184] Mehdi Saeedi, Morteza Saheb Zamani, and Mehdi Sedighi. 2010. A library-based synthesis methodology for reversible logic. *Microelectron. J.* 41, 4 (April 2010), 185–194.
- [185] Mehdi Saeedi, Morteza Saheb Zamani, Mehdi Sedighi, and Zahra Sasanian. 2010. Synthesis of Reversible Circuit Using Cycle-Based Approach. *J. Emerg. Technol. Comput. Syst.* 6, 4 (Dec. 2010).
- [186] S.L. Salas and Einar Hille. 1978. *Calculus: One and Several Variable*. John Wiley and Sons, New York.
- [187] Bernhard Schölkopf, John C Platt, John Shawe-Taylor, Alex J Smola, and Robert C Williamson. 2001. Estimating the support of a high-dimensional distribution. *Neural computation* 13, 7 (2001), 1443–1471.
- [188] Joseph Scientist. 2009. The fountain of youth. Patent No. 12345, Filed July 1st., 2008, Issued Aug. 9th., 2009.
- [189] Chao Shang, Jie Chen, and Jinbo Bi. 2021. Discrete Graph Structure Learning for Forecasting Multiple Time Series. In *ICLR*.
- [190] Lifeng Shen, Zhuocong Li, and James Kwok. 2020. Timeseries anomaly detection using temporal hierarchical one-class network. *Advances in Neural Information Processing Systems* 33 (2020), 13016–13026.
- [191] Shun-Yao Shih, Fan-Keng Sun, and Hung-Yi Lee. 2019. Temporal pattern attention for multivariate time series forecasting. *Machine Learning* 108, 8-9 (2019), 1421–1441.
- [192] Youjin Shin, Sangyup Lee, Shahroz Tariq, Myeong Shin Lee, Okchul Jung, Daewon Chung, and Simon S. Woo. 2020. ITAD: Integrative Tensor-based Anomaly Detection System for Reducing False Positives of Satellite Systems. In *The 29th ACM International Conference on Information and Knowledge Management, Mathieu d'Aquin, Stefan Dietze, Claudia Hauff, Edward Curry, and Philippe*

- Cudré-Mauroux (Eds.). ACM, 2733–2740.
- [193] Stan W. Smith. 2010. An experiment in bibliographic mark-up: Parsing metadata for XML export. In *Proceedings of the 3rd. annual workshop on Librarians and Computers (LAC '10, Vol. 3)*, Reginald N. Smythe and Alexander Noble (Eds.). Paparazzi Press, Milan Italy, 422–431. <https://doi.org/99.9999/woot07-S422>
- [194] Hwanjun Song, Minseok Kim, Dongmin Park, Yooju Shin, and Jae-Gil Lee. 2022. Learning from Noisy Labels with Deep Neural Networks: A Survey. *IEEE Transactions on Neural Networks and Learning Systems* (2022).
- [195] Asad Z. Spector. 1990. Achieving application requirements. In *Distributed Systems* (2nd. ed.), Sape Mullender (Ed.). ACM Press, New York, NY, 19–33. <https://doi.org/10.1145/90417.90738>
- [196] Jianlin Su, Yu Lu, Shengfeng Pan, Bo Wen, and Yunfeng Liu. 2021. RoFormer: Enhanced Transformer with Rotary Position Embedding. *CoRR abs/2104.09864* (2021). [arXiv:2104.09864](https://arxiv.org/abs/2104.09864)
- [197] Ya Su, Youjian Zhao, Chenhao Niu, Rong Liu, Wei Sun, and Dan Pei. 2019. Robust anomaly detection for multivariate time series through stochastic recurrent neural network. In *SIGKDD*. 2828–2837.
- [198] Jian Tang, Zhixiang Chen, Ada Wai-Chee Fu, and David W Cheung. 2002. Enhancing effectiveness of outlier detections for low density patterns. In *PAKDD*. Springer, 535–548.
- [199] David MJ Tax and Robert PW Duin. 2004. Support vector data description. *Machine learning* 54 (2004), 45–66.
- [200] Harry Thornburg. 2001. *Introduction to Bayesian Statistics*. Retrieved March 2, 2005 from <http://ccrma.stanford.edu/~jos/bayes/bayes.html>
- [201] Zhou Tian, Ma Ziqing, Wen Qingsong, Wang Xue, Sun Liang, and Jin Rong. 2022. FEDformer: Frequency Enhanced Decomposed Transformer for Long-term Series Forecasting. In *ICML*. 27268–27286.
- [202] Felipe A. Tobar, Thang D. Bui, and Richard E. Turner. 2015. Learning Stationary Time Series using Gaussian Processes with Nonparametric Kernels. In *NeurIPS*. 3501–3509.
- [203] Hugo Touvron, Matthieu Cord, Matthijs Douze, Francisco Massa, Alexandre Sablayrolles, and Herve Jegou. 2021. Training data-efficient image transformers & distillation through attention. In *International Conference on Machine Learning*, Vol. 139. 10347–10357.
- [204] TUG 2017. *Institutional members of the TeX Users Group*. Retrieved May 27, 2017 from <http://wrtug.org/instmem.html>
- [205] A. Tzamaloukas and J. J. Garcia-Luna-Aceves. 2000. *Channel-Hopping Multiple Access*. Technical Report I-CA2301. Department of Computer Science, University of California, Berkeley, CA.
- [206] Liudmila Ulanova, Tan Yan, Haifeng Chen, Guofei Jiang, Eamonn J. Keogh, and Kai Zhang. 2015. Efficient Long-Term Degradation Profiling in Time Series for Complex Physical Systems. In *SIGKDD*. Longbing Cao, Chengqi Zhang, Thorsten Joachims, Geoffrey I. Webb, Dragos D. Margineantu, and Graham Williams (Eds.). ACM, 2167–2176.
- [207] Dmitry Ulyanov, Andrea Vedaldi, and Victor S. Lempitsky. 2016. Instance Normalization: The Missing Ingredient for Fast Stylization. *CoRR abs/1607.08022* (2016). [arXiv:1607.08022](https://arxiv.org/abs/1607.08022)
- [208] Ashish Vaswani, Noam Shazeer, Niki Parmar, Jakob Uszkoreit, Llion Jones, Aidan N. Gomez, Lukasz Kaiser, and Illia Polosukhin. 2017. Attention is All you Need. In *NeurIPS*. 5998–6008.
- [209] Petar Velickovic, Guillem Cucurull, Arantxa Casanova, Adriana Romero, Pietro Liò, and Yoshua Bengio. 2018. Graph Attention Networks. In *ICLR, 2018*.
- [210] Boris Veysman. 2017. *acmart—Class for typesetting publications of ACM*. Retrieved May 27, 2017 from <http://www.ctan.org/pkg/acmart>
- [211] Chengsen Wang, Zirui Zhuang, Qi Qi, Jingyu Wang, Xingyu Wang, Haifeng Sun, and Jianxin Liao. 2023. Drift doesn't Matter: Dynamic Decomposition with Diffusion Reconstruction for Unstable Multivariate Time Series Anomaly Detection. In *Annual Conference on Neural Information Processing Systems*, Alice Oh, Tristan Naumann, Amir Globerson, Kate Saenko, Moritz Hardt, and Sergey Levine (Eds.).
- [212] Huiqiang Wang, Jian Peng, Feihu Huang, Jince Wang, Junhui Chen, and Yifei Xiao. 2023. MICN: Multi-scale Local and Global Context Modeling for Long-term Series Forecasting. In *ICLR*.
- [213] Qizhou Wang, Bo Han, Tongliang Liu, Gang Niu, Jian Yang, and Chen Gong. 2021. Tackling instance-dependent label noise via a universal probabilistic model. In *AAAI*, Vol. 35. 10183–10191.
- [214] Tan Wang, Jianqiang Huang, Hanwang Zhang, and Qianru Sun. 2020. Visual Commonsense R-CNN. In *CVPR*. 10757–10767.
- [215] Elizabeth M. Wenzel. 1992. Three-dimensional virtual acoustic displays. In *Multimedia interface design (incoll)*. ACM, New York, NY, USA, 257–288. <https://doi.org/10.1145/146022.146089>
- [216] Renato Werneck, João Setubal, and Arlindo da Conceição. 2000. (new) Finding minimum congestion spanning trees. *J. Exp. Algorithmics* 5, Article 11 (Dec. 2000). <https://doi.org/10.1145/351827.384253>
- [217] Renato Werneck, João Setubal, and Arlindo da Conceição. 2000. (old) Finding minimum congestion spanning trees. *J. Exp. Algorithmics* 5 (2000), 11. <https://doi.org/10.1145/351827.384253>
- [218] Haixu Wu, Tengge Hu, Yong Liu, Hang Zhou, Jianmin Wang, and Mingsheng Long. 2023. TimesNet: Temporal 2D-Variation Modeling for General Time Series Analysis. In *ICLR*.
- [219] Renjie Wu and Eamonn J. Keogh. 2023. Current Time Series Anomaly Detection Benchmarks are Flawed and are Creating the Illusion of Progress. *IEEE Trans. Knowl. Data Eng.* 35, 3 (2023), 2421–2429.
- [220] Xinle Wu, Dalin Zhang, Chenjuan Guo, Chaoyang He, Bin Yang, and Christian S. Jensen. 2022. AutoCTS: Automated Correlated Time Series Forecasting. *Proceedings of the VLDB Endowment PVLDB* 15, 4 (2022), 971–983.
- [221] Xinle Wu, Dalin Zhang, Miao Zhang, Chenjuan Guo, Bin Yang, and Christian S. Jensen. 2023. AutoCTS+: Joint Neural Architecture and Hyperparameter Search for Correlated Time Series Forecasting. *Proc. ACM Manag. Data* 1, 1 (2023), 97:1–97:26.
- [222] Zonghan Wu, Shirui Pan, Guodong Long, Jing Jiang, Xiaojun Chang, and Chengqi Zhang. 2020. Connecting the Dots: Multivariate Time Series Forecasting with Graph Neural Networks. In *In Proceedings of the International Conference on Knowledge Discovery and Data Mining SIGKDD*. 753–763.
- [223] Zonghan Wu, Shirui Pan, Guodong Long, Jing Jiang, and Chengqi Zhang. 2019. Graph WaveNet for Deep Spatial-Temporal Graph Modeling. In *IJCAI*. 1907–1913.
- [224] Chunjing Xiao, Zehua Gou, Wenxin Tai, Kunpeng Zhang, and Fan Zhou. 2023. Imputation-based Time-Series Anomaly Detection with Conditional Weight-Incremental Diffusion Models. In *SIGKDD*. Ambuj K. Singh, Yizhou Sun, Leman Akoglu, Dimitrios Gunopulos, Xifeng Yan, Ravi Kumar, Fatma Ozcan, and Jieping Ye (Eds.). ACM, 2742–2751.
- [225] Zhengzheng Xing, Jian Pei, and Philip S. Yu. 2009. Early Prediction on Time Series: A Nearest Neighbor Approach. In *IJCAI*, Craig Boutilier (Ed.). 1297–1302.
- [226] Zhengzheng Xing, Jian Pei, Philip S. Yu, and Ke Wang. 2011. Extracting Interpretable Features for Early Classification on Time Series. In *SIAM SDM*. SIAM / Omnipress, 247–258.
- [227] Jiehui Xu, Haixu Wu, Jianmin Wang, and Mingsheng Long. 2022. Anomaly Transformer: Time Series Anomaly Detection with Association Discrepancy. In *International Conference on Learning Representations*. https://openreview.net/forum?id=LzQQ89U1qm_
- [228] Shoukai Xu, Haokun Li, Bohan Zhuang, Jing Liu, Jiezhong Cao, Chuangrui Liang, and et al. 2020. Generative Low-Bitwidth Data Free Quantization. In *ECCV*, Vol. 12357. Springer, 1–17.
- [229] Jiawei Yang, Susanto Rahardja, and Pasi Fränti. 2019. Outlier detection: how to threshold outlier scores?. In *International Conferences on Artificial Intelligence, Information Processing and Cloud Computing*.
- [230] Sean Bin Yang, Chenjuan Guo, and Bin Yang. 2022. Context-Aware Path Ranking in Road Networks. *TKDE* 34, 7 (2022), 3153–3168.
- [231] Yiyuan Yang, Chaoli Zhang, Tian Zhou, Qingsong Wen, and Liang Sun. 2023. DCDetector: Dual Attention Contrastive Representation Learning for Time Series Anomaly Detection. In *SIGKDD*. ACM.
- [232] Yu Yao, Tongliang Liu, Bo Han, Mingming Gong, Jiansheng Deng, Gang Niu, and Masashi Sugiyama. 2020. Dual t: Reducing estimation error for transition matrix in label-noise learning. *Advances in neural information processing systems* 33 (2020), 7260–7271.
- [233] Yazhou Yao, Zeren Sun, Chuanyi Zhang, Fumin Shen, Qi Wu, Jian Zhang, and Zhenmin Tang. 2021. Jo-src: A contrastive approach for combating noisy labels. In *Proceedings of the IEEE/CVF conference on computer vision and pattern recognition*. 5192–5201.
- [234] Junchen Ye, Zihan Liu, Bowen Du, Leilei Sun, Weimiao Li, Yanjie Fu, and Hui Xiong. 2022. Learning the Evolutionary and Multi-scale Graph Structure for Multivariate Time Series Forecasting. In *SIGKDD*. 2296–2306.
- [235] Xiao-Xia Yin, Yuan Miao, Yanchun Zhang, and Zhiguo Qu. 2022. Time Series Based Data Explorer and Stream Analysis for Anomaly Prediction. *Wirel. Commun. Mob. Comput.* 2022 (2022).
- [236] Bing Yu, Haoteng Yin, and Zhanxing Zhu. 2018. Spatio-Temporal Graph Convolutional Networks: A Deep Learning Framework for Traffic Forecasting. In *IJCAI*. 3634–3640.
- [237] Zhongqi Yue, Hanwang Zhang, Qianru Sun, and Xian-Sheng Hua. 2020. Inter-ventional Few-Shot Learning. In *NeurIPS*.
- [238] Sangdoon Yun, Dongyoon Han, Sanghyuk Chun, Seong Joon Oh, Youngjoon Yoo, and Junsuk Choe. 2019. CutMix: Regularization Strategy to Train Strong Classifiers With Localizable Features. In *ICCV*. IEEE, 6022–6031.
- [239] Hongyi Zhang, Moustapha Cissé, Yann N. Dauphin, and David Lopez-Paz. 2017. mixup: Beyond Empirical Risk Minimization. *CoRR abs/1710.09412* (2017).
- [240] Yunhao Zhang and Junchi Yan. 2023. Crossformer: Transformer Utilizing Cross-Dimension Dependency for Multivariate Time Series Forecasting. In *ICLR*.
- [241] Kai Zhao, Ting Bai, Bin Wu, Bai Wang, Youjie Zhang, Yuanyu Yang, and Jian-Yun Nie. 2020. Deep adversarial completion for sparse heterogeneous information network embedding. In *WWW*. 508–518.
- [242] Kai Zhao, Yukun Zheng, Tao Zhuang, Xiang Li, and Xiaoyi Zeng. 2022. Joint Learning of E-commerce Search and Recommendation with a Unified Graph Neural Network. In *WSDM*. 1461–1469.
- [243] Yan Zhao, Liwei Deng, Xuanhao Chen, Chenjuan Guo, Bin Yang, Tung Kieu, Feiteng Huang, Torben Bach Pedersen, Kai Zheng, and Christian S. Jensen. 2022.

- A Comparative Study on Unsupervised Anomaly Detection for Time Series: Experiments and Analysis. *CoRR* abs/2209.04635 (2022).
- [244] Yunshan Zhong, Mingbao Lin, Congrui Nan, Jianzhuang Liu, Baochang Zhang, Yonghong Tian, and et al. 2022. IntraQ: Learning Synthetic Images with Intra-Class Heterogeneity for Zero-Shot Network Quantization. In *CVPR*. IEEE, 12329–12338.
- [245] G. Zhou, J. Lu, C.-Y. Wan, M. D. Yarvis, and J. A. Stankovic. 2008. *Body Sensor Networks*. MIT Press, Cambridge, MA.
- [246] Gang Zhou, Yafeng Wu, Ting Yan, Tian He, Chengdu Huang, John A. Stankovic, and Tarek F. Abdelzaher. 2010. A multifrequency MAC specially designed for wireless sensor network applications. *ACM Trans. Embed. Comput. Syst.* 9, 4, Article 39 (April 2010), 41 pages. <https://doi.org/10.1145/1721695.1721705>
- [247] Baozhou Zhu, H. Peter Hofstee, Johan Peltenburg, Jinho Lee, and Zaid Al-Ars. 2021. AutoReCon: Neural Architecture Search-based Reconstruction for Data-free Compression. In *IJCAL*. ijcai.org, 3470–3476.
- [248] Bo Zong, Qi Song, Martin Renqiang Min, Wei Cheng, Cristian Lumezanu, Dae-ki Cho, and Haifeng Chen. 2018. Deep Autoencoding Gaussian Mixture Model for Unsupervised Anomaly Detection. In *6th International Conference on Learning Representations, ICLR*. OpenReview.net.

Table 7: Notations

Notation	Explanation
\mathbf{x}_t	The observed data of N -variable time series at timestamp t
$\mathbf{X}_{t+1:t+t_\Delta}$	A sub-sequence of the time series \mathbf{x} that starting from $t + 1$ and ending at $t + t_\Delta$, with sequence length of t_Δ
$\mathbf{X}_{t-h:t}^i$	The data of the i -th variable time series from $t - h$ to t
$\mathbb{X}_{t,t_\Delta}^b$	The set of most recent b sub-sequences with length $t_\Delta + 1$ before timestamp t , i.e., $\{\mathbf{X}_{t-t_\Delta:t}, \dots, \mathbf{X}_{t-b+1-t_\Delta:t-b+1}\}$
$N(\mu, \sigma^2)$	The multi-variable Gaussian distribution with mean vector μ and covariance matrix σ^2
$\mathbf{R}_{t-h:t}^i$	The anomaly precursor patterns for the i -th variable
S	The max steps for diffusion-based transformation
\mathbf{v}_t	The feature vector extracted from time series at timestamp t
z_t^+	The representations from $(\mathbf{X}_{t-2h-1:t-h-1}, \mathbf{X}_{t-h:t})$ to estimate $\mathcal{N} = P(\cdot \mathbf{H}_{t-h}, \mathbf{H}_t \text{ is normal})$
z_t^-	The representations from $(\mathbf{X}_{t-2h-1:t-h-1}, \mathbf{X}_{t-h:t}^-)$ to estimate $\mathcal{A} = P(\cdot \mathbf{H}_{t-h}, \mathbf{H}_t \text{ is an anomaly precursor})$
K	The max size of the memory bank

A Notation

The notations are summarized in Table 7.

B Proof

Theorem 1: For the unsupervised setting, the future time series anomaly is unpredictable if its precursor follows the same distribution as the normal sub-sequences do.

Proof 1: As the anomaly precursor follows the same conditional distribution as the normal sub-sequence follows, we have $\mathcal{N} = \mathcal{A}$. For any model \mathcal{F} we have:

$$\mathbb{P}_{\mathbf{H}_t \sim \mathcal{A}} [\mathcal{F}(\mathbb{X}_{t,h}^b) = \hat{p}_t] - \mathbb{P}_{\mathbf{H}_t \sim \mathcal{N}} [\mathcal{F}(\mathbb{X}_{t,h}^b) = \hat{p}_t] = 0. \quad (13)$$

Thus, the predicted probability score for the anomaly precursor is equal to that for the normal sub-sequence. Therefore, no unsupervised model can predict the future time series anomaly if the anomaly precursor follows the same distribution as the normal sub-sequences do. \square

Theorem 2: The future time series anomaly is predictable if its anomaly precursor follows a distribution different from the normal sub-sequence.

Proof 2: As the anomaly precursor follows a data distribution different from the normal sub-sequence, we have $\mathcal{N} \neq \mathcal{A}$. According to the Maximum Mean Discrepancy (MMD) theory [100], there exists at least one mapping function \mathcal{F} satisfying:

$$\mathbb{E}_{\mathbf{H}_t \sim \mathcal{A}} [\mathcal{F}(\mathbb{X}_{t,h}^b)] - \mathbb{E}_{\mathbf{H}_t \sim \mathcal{N}} [\mathcal{F}(\mathbb{X}_{t,h}^b)] > 0 \quad (14)$$

Thus, the predicted probability score for the anomaly precursor is larger than that for the normal sub-sequence. Therefore, there exists at least one model \mathcal{F} that can predict a larger probability score to indicate that the future time series is more like an anomaly, if the anomaly precursor follows the data distribution different from the normal sub-sequence. \square

C The noise pollution process

The noise pollution process $q(x^s | x^{s-1})$ is shown as

$$x^s = \sqrt{1 - \beta^s} x^{s-1} + \sqrt{\beta^s} \epsilon^s, \quad \forall s \in \{1, 2, \dots, S\}, \quad (15)$$

where $\epsilon^s \sim N(0, I)$ are the independent Gaussian pollutions to be added in different steps, I is the identity matrix, $0 < \beta^s < 1$ are the hyper-parameters control the amount of pollution added in each step. Thus, we have:

$$\begin{aligned} x^s &= \sqrt{1 - \beta^s} x^{s-1} + \sqrt{\beta^s} \epsilon^s \\ &= \sqrt{1 - \beta^s} (\sqrt{1 - \beta^{s-1}} x^{s-2} + \sqrt{\beta^{s-1}} \epsilon^{s-1}) + \sqrt{\beta^s} \epsilon^s \\ &= \dots \\ &= (\sqrt{1 - \beta^s} \sqrt{1 - \beta^{s-1}} \dots \sqrt{1 - \beta^1}) x^0 + \\ &\quad (\sqrt{1 - \beta^s} \sqrt{1 - \beta^{s-1}} \dots \sqrt{1 - \beta^2}) \sqrt{\beta^1} \epsilon^1 + \\ &\quad (\sqrt{1 - \beta^s} \sqrt{1 - \beta^{s-1}} \dots \sqrt{1 - \beta^3}) \sqrt{\beta^2} \epsilon^2 + \dots + \\ &\quad \sqrt{1 - \beta^s} \sqrt{\beta^{s-1}} \epsilon^{s-1} + \sqrt{\beta^s} \epsilon^s \end{aligned} \quad (16)$$

For any independent Gaussian distributions $\epsilon_1 \sim N(\mu_1, \sigma_1^2)$ and $\epsilon_2 \sim N(\mu_2, \sigma_2^2)$, we have the following properties:

$$a\epsilon_1 + b \sim N(a\mu_1 + b, a^2\sigma_1^2), \quad (17)$$

$$\epsilon_1 + \epsilon_2 \sim N(\mu_1 + \mu_2, \sigma_1^2 + \sigma_2^2). \quad (18)$$

We also have:

$$\begin{aligned} 1 &= (\sqrt{1 - \beta^s} \sqrt{1 - \beta^{s-1}} \dots \sqrt{1 - \beta^1})^2 + \\ &\quad (\sqrt{1 - \beta^s} \sqrt{1 - \beta^{s-1}} \dots \sqrt{1 - \beta^2})^2 \beta^1 + \\ &\quad (\sqrt{1 - \beta^s} \sqrt{1 - \beta^{s-1}} \dots \sqrt{1 - \beta^3})^2 \beta^2 + \dots + \\ &\quad (1 - \beta^s) \beta^{s-1} + \beta^s, \end{aligned} \quad (19)$$

Thus, we have:

$$x^s = \sqrt{\alpha^s} x^0 + \sqrt{1 - \alpha^s} \epsilon, \quad (20)$$

where $\epsilon \sim N(0, I)$ and $\sqrt{\alpha^s} = \sqrt{1 - \beta^s} \sqrt{1 - \beta^{s-1}} \dots \sqrt{1 - \beta^1}$. Then, for enough S steps and proper $0 < \beta^s < 1$, $\sqrt{\alpha^s}$ will be close to 0, and the output from the noise pollution process, i.e., x^S , will be gradually corrupted into random Gaussian distribution.

D Regularization loss

$$\begin{aligned} &KL(N(\mu, \sigma^2) \parallel N(\mu, I)) \\ &= \int \frac{1}{\sqrt{2\pi\sigma^2}} e^{-(x-\mu)^2/2\sigma^2} \left(\log \frac{e^{-(x-\mu)^2/2\sigma^2}/\sqrt{2\pi\sigma^2}}{e^{-(x-\mu)^2/2}/\sqrt{2\pi}} \right) dx \\ &= \int \frac{1}{\sqrt{2\pi\sigma^2}} e^{-(x-\mu)^2/2\sigma^2} \log \left\{ \frac{1}{\sqrt{\sigma^2}} \exp \left\{ \frac{1}{2} (x-\mu)^2 \left(1 - \frac{1}{\sigma^2}\right) \right\} \right\} dx \\ &= \frac{1}{2} \int \frac{1}{\sqrt{2\pi\sigma^2}} e^{-(x-\mu)^2/2\sigma^2} \left[-\log \sigma^2 + (x-\mu)^2 \left(1 - \frac{1}{\sigma^2}\right) \right] dx \\ &= \frac{1}{2} \left(-\log \sigma^2 + \sigma^2 \left(1 - \frac{1}{\sigma^2}\right) \right) = \frac{1}{2} \left(-\log \sigma^2 + \sigma^2 - 1 \right). \end{aligned} \quad (21)$$

Table 8: Details of benchmark datasets.

Dataset	Domain	N	#Training (Unlabeled)	#Validation (Unlabeled)	#Test (Labeled)	Anomaly Rate(%)
SMD	server machine	38	566,724	141,681	708,420	4.16
PSM	application server	25	105,885	26,398	87,841	27.8
MSL	NASA space sensor	55	46,653	11,663	73,729	10.72
SMAP	NASA space sensor	25	108,146	27,036	427,617	13.13
SWAN	space solar weather	38	48,000	12,000	60,000	32.6
SWaT	water treatment	51	396,000	99,000	449,919	12.14
GECCO	water quality	9	55,408	13,852	69,261	1.1

Table 9: Overall performance on all datasets using the ROC-AUC metric. All results are presented in percentages.

Dataset	PSM	SMAP	SWAN	SWaT	GECCO	SMD	MSL
Metric	AUC						
DCdetector	50.91	43.98	51.00	65.57	50.79	50.44	30.34
PAD	51.02	50.13	50.85	61.35	49.71	49.66	48.28
ATransformer	54.91	53.70	51.95	75.63	50.39	59.30	50.21
CAE-Ensemble	63.68	58.76	65.41	<u>81.71</u>	52.94	<u>67.99</u>	51.26
D3R	<u>63.93</u>	<u>59.61</u>	<u>66.13</u>	80.62	<u>53.09</u>	66.83	<u>51.83</u>
IGCL	65.37	60.74	67.10	81.90	54.02	68.75	55.19

E Experimental details

E.1 Datasets

- SMD [197] (Server Machine Dataset) is collected from a large computing cluster, where different server machines stack accessed traces of resource utilization with 38 dimensions.
- PSM [3] (Pooled Server Metrics) is a 25-dimension dataset collected by eBay that shows the performance of multiple application servers.
- MSL [98] (Mars Science Laboratory Rover) is from the spacecraft monitoring systems and collected by NASA. It shows the health check-up data of the sensors from the Mars rover.
- SMAP [98] (Soil Moisture Active Passive) is a 25-dimension dataset collected by NASA, which contains soil samples and telemetry information.
- SWAN [11] is extracted from solar photospheric vector magnetograms in the Spaceweather, which is the benchmark dataset used in NeurIPS Competition Track.
- SWaT [153] (Secure Water Treatment) is collected from sensors of the critical infrastructure systems under continuous operations for secure water treatment.
- GECCO [133] is a 9-dimension dataset collected from the cyber-physical systems showing the drinking water quality.

These datasets are representative open benchmarks for multi-variable time series anomaly tasks, and thus we evaluate the unsupervised time series anomaly prediction problem on these datasets. More statistical information and details can be seen in Table 8, where N is the number of variables observed at each timestamp. We follow the same training-validation-test splits as in the original papers [98, 133, 153, 197] shown in each column.

E.2 Settings

We employ the official open-source implementations of baseline methods and have carefully tuned their hyper-parameters based on the recommendations from the original papers. The experiments are conducted on an Ubuntu 18.04.5 LTS system server, with Intel(R) Xeon(R) Gold 5215 CPU @ 2.50GHz and NVIDIA Quadro RTX 8000 GPU. All the deep learning-based models are executed with Pytorch 1.2.0. The size of the look-forward window f is 4. The size of the look-back window h and the number of sub-sequences b are tuned from {8, 16, 32, 64}. The λ which controls the strength of regularization is tuned from {0.1, 0.5, 1}. Following existing works [219, 243], we use the same strategy to choose the threshold for all methods.

E.3 More experimental results

Table 9 shows the overall performance of the recently proposed methods on all datasets using the ROC-AUC metric [29, 227, 231].