
CLIMAQA: AN AUTOMATED EVALUATION FRAMEWORK FOR CLIMATE FOUNDATION MODELS

Veeramakali Vignesh Manivannan¹ Yasaman Jafari¹ Srikar Eranky¹ Spencer Ho¹ Rose Yu^{1,2}

Duncan Watson-Parris^{3,2} Yian Ma^{2,1} Leon Bergen⁴ Taylor Berg-Kirkpatrick¹

ABSTRACT

The use of foundation models in climate science has recently gained significant attention. However, a critical issue remains: the lack of a comprehensive evaluation framework capable of assessing the quality and scientific validity of model outputs. To address this issue, we develop *ClimaGen* (Climate QA Generator), an automated algorithmic framework that generates question-answer pairs from graduate textbooks with climate scientists in the loop. As a result, we present *ClimaQA-Gold*, an expert-annotated benchmark dataset alongside *ClimaQA-Silver*, a large-scale, comprehensive synthetic QA dataset for climate science. Finally, we develop evaluation strategies and compare different Large Language Models (LLMs) on our benchmarks. Our results offer novel insights into various approaches used to enhance climate foundation models.

1 Introduction

In recent years, foundation models have attracted significant interest in climate science due to their potential to transform how we approach critical challenges such as climate predictions and understanding the drivers of climate change [Thulke et al., 2024, Nguyen et al., 2024, Cao et al., 2024]. However, while these models are powerful, they often fall short when it comes to answering technical questions requiring high precision such as *What is the net effect of Arctic stratus clouds on the Arctic climate?* Even advanced models like GPT-4 exhibit epistemological inaccuracies in Climate Question-Answering (QA) tasks [Bulian et al., 2024], raising concerns about their reliability in scientific workflows. This highlights the need for a domain-specific evaluation framework to assess the quality and validity of outputs generated by these models. Current benchmarks for Large Language Models (LLMs) predominantly focus on linguistic accuracy or general factual correctness, but they fail to address the unique demands of climate science, where factual rigor, domain-specific knowledge, and robust reasoning are essential. Although some work has explored the scientific evaluation of LLMs, they either rely heavily on manual expert input or employ fully synthetic question generations using LLMs.

To address this issue, we develop **ClimaGen**, an adaptive learning framework for creating benchmarks in collaboration with domain experts to evaluate scientific foundation models, specifically for climate science but adaptable to other scientific disciplines, shown in Figure 1. This enables us to achieve a balance between utilizing the efficiency of LLMs and the expertise of domain specialists. Using our framework, we introduce a novel benchmark for evaluating foundation models in climate science across three scientific QA task forms: multiple-choice, freeform, and cloze. The questions are designed with varying levels of complexity, challenging the models to demonstrate a range of reasoning abilities from basic factual recall to scientific reasoning and scenario applications. The benchmark consists of two datasets: **ClimaQA-Gold** – an expert-annotated dataset with a total of 502 questions validated by climate scientists, ensuring high scientific rigor, and **ClimaQA-Silver** – a large-scale synthetic dataset consisting of 3000 questions

¹Department of Computer Science and Engineering, University of California San Diego, La Jolla, California, USA

²Hacıoğlu Data Science Institute, University of California San Diego, La Jolla, California, USA

³Scripps Institution of Oceanography, University of California San Diego, La Jolla, California, USA

⁴Department of Linguistics, University of California San Diego, La Jolla, California, USA
Preprint. Under Review. Correspondence to: Taylor Berg-Kirkpatrick <tberg@ucsd.edu>.

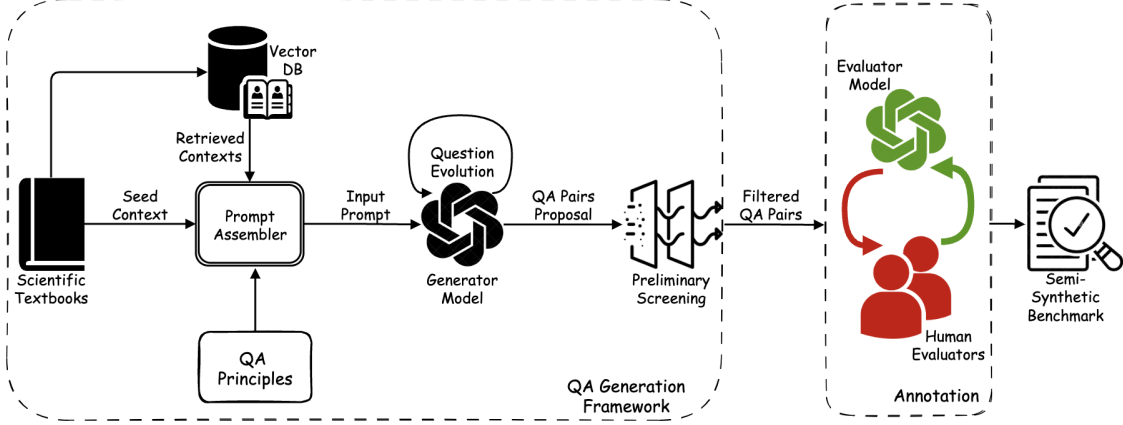


Figure 1: ClimaGen - Our proposed Automated Benchmark Creation Framework. The QA generation framework creates synthetic data from seed contexts extracted from graduate-level textbooks using LLMs to generate base-level question-answer pairs and evolve them by adding complexities to the same. These are validated by domain experts during the annotation process to produce the semi-synthetic benchmark. The evaluator model is trained actively using the human-labeled examples in order to completely automate the process.

generated by our framework, providing substantial ground truth data for model fine-tuning at scale. Together, these datasets enable comprehensive performance assessment of LLMs in climate science, specifically for scientific QA tasks. We evaluate several LLMs on our benchmark under different settings. We observe that most models struggle with reasoning-based multiple-choice questions (MCQs) and Retrieval Augmented Generation (RAG) [Lewis et al., 2020] proves beneficial across different tasks, substantially improving performance as compared to Continued Pre-training and Supervised Fine-tuning.

In summary, our contributions are as follows:

- Creation of publicly releasable datasets: expert-annotated (ClimaQA-Gold) and synthetic (ClimaQA-Silver), facilitating both rigorous assessment and large-scale fine-tuning on 3 scientific QA task forms: multiple-choice, freeform, and cloze, with varying levels of complexity.
- Development of a generalized adaptive learning framework for creating scientific benchmarks at scale in collaboration with domain experts for evaluation of foundation models on scientific accuracy.
- Evaluation of state-of-the-art foundation models on climate science QA tasks, with insights into improving scientific accuracy.

2 Related Work

ScienceQA [Lu et al., 2022] contains a vast collection of multimodal MCQs manually curated from high school textbooks. Pira2 [Pirozelli et al., 2024] consists of expert-created questions derived from research articles focused

Table 1: Comparison of scientific benchmarks. Automated indicates automatic creation, Validated shows expert validation, Multi-task represents multiple task types, and Multi-level represents questions of varying complexity

Dataset	Domain	Source	Size	Automated	Validated	Multi-Task	Multi-Level
ScienceQA	Science	Hi-Sci Text	21000	✗	✓	✗	✗
Pira2	Ocean	Research	2250	✗	✓	✓	✗
SciQA	Comp Sci	ORKG	2500	✓	✓	✗	✗
Climate Crisis	Climate	None	20000	✓	✗	✗	✗
SciQAG-24D	Science	Research	8531	✓	✗	✗	✗
ClimaQA-Gold	Climate	Grad Text	502	✓	✓	✓	✓
ClimaQA-Silver	Climate	Grad Text	3000	✓	✗	✓	✓

on oceans, the Brazilian coast, and climate change. The creation of these benchmarks required substantial manual effort. SciQA [Auer et al., 2023] innovatively generates freeform QA pairs by leveraging hand-crafted queries on the Open Research Knowledge Graph [Jaradeh et al., 2019] primarily drawing from computer science literature. Although these pairs are factually accurate, they do not include an automatic evaluation method for generated responses. Climate Crisis QA [Zhu and Tiwari, 2024] and SciQAG-24D [Wan et al., 2024] explore synthetic data generations using Large Language models. However, their approaches are prone to suffer from hallucinations and lack of scientific validity. To address this, we introduce a gold-standard dataset, rigorously validated by domain experts, alongside a large-scale silver dataset whose generation process was guided by these expert validation labels. Moreover, existing benchmarks generally focus on a single QA format and lack scientifically aligned evaluation metrics. Our benchmark contains questions of three distinct scientific QA task forms at varying levels of complexity, along with evaluation metrics tailored to them. Table 1 presents a comparison of various scientific benchmarks.

<p>Base</p> <p>Question - What is a crucial factor to ensure when collecting data for calibration purposes?</p> <p>Options -</p> <ul style="list-style-type: none"> a) Using different solution sources for each data set. b) Consistency in equipment setup and data collection procedures. c) Changing the calibration locations frequently to avoid bias. d) Varying the nebuliser type for each calibration date. <p>Answer - b</p> <p>-----</p> <p>Reasoning</p> <p>Question - Why is consistency in equipment setup and data collection procedures considered a crucial factor for collecting data for calibration purposes?</p> <p>Options -</p> <ul style="list-style-type: none"> a) It ensures that the calibration process is completed faster. b) It helps in minimizing errors and maintaining reliable and accurate measurements. c) It helps in identifying outliers in the data sets more effectively. d) It allows for easy integration of new equipment without affecting the calibration results. <p>Answer - b</p> <p>-----</p> <p>Hypothetical Scenario</p> <p>Question - How might the calibration accuracy be affected if the driers and DMA were changed between different calibration sessions?</p> <p>Options -</p> <ul style="list-style-type: none"> a) The calibration accuracy would deteriorate due to inconsistent conditions. b) The calibration accuracy would fluctuate depending on the type of nebuliser used. c) The calibration accuracy would remain unaffected by the change in equipment. d) The calibration accuracy would improve due to the variability introduced. <p>Answer - a</p>
--

Figure 2: Examples of Question Evolution. The first is the initial version of the generated question. The second is the enhanced version of the question that requires scientific reasoning to answer. The third is the modified version of the question that involves a hypothetical scenario. The contexts from the textbook data were used during the question evolution.

Previous work on automated MCQ generation has focused on selecting keywords and generating distractors based on contextual information. [A. Nwafor and E. Onyenwe, 2021]) utilize traditional NLP techniques, such as TF-IDF, for keyword extraction, while [Mehta et al., 2021] leverage BERT [Devlin, 2018] for summarization and keyword extraction, employing WordNet [Miller, 1995] to generate distractors. [Das et al., 2021] applies RAKE [Rose et al.,

2010] for keyword extraction and clustering methods for distractor generation. Other approaches, such as utilizing dependency trees [Afzal and Mitkov, 2014], have also been explored for MCQ creation. These methods typically focus on generating MCQs with single-word answers. However, the recent advancements in LLMs have enabled the creation of more complex MCQs with longer, detailed answer choices. [Meißner et al., 2024] demonstrate the automated generation of self-assessment quizzes using LLMs, while [Hang et al., 2024] explore self-refining prompting techniques for improved MCQ generation. Recent studies, including [Olney, 2023] and [Doughty et al., 2024], suggest that LLMs can generate MCQs comparable to those created by humans, though [Grévisse et al., 2024] emphasize the importance of human oversight to ensure the quality and pedagogical relevance of these questions.

Free Form

Question - What is the purpose of measurements at monitoring sites in relation to air pollutants and acid rain?

Answer - Measurements at monitoring sites were initially made to demonstrate long-range transport of air pollutants and to inform policies to mitigate acid rain and associated damage to ecosystems and infrastructure.

Multiple Choice

Question - Why is wet deposition more efficient when the aerosol concentration is high?

Options -

- a) Since high aerosol concentration reduces the time aerosols spend in the atmosphere.
- b) As there are more aerosol particles available for removal by precipitation processes.
- c) Due to the larger size of aerosol particles facilitating easier capture by precipitation.
- d) Because high aerosol concentration leads to increased collision and coagulation rates.

Answer - b

Cloze

Question - The thickness of the layer between any two pressure surfaces is proportional to the mean virtual temperature of the layer, leading to a direct relationship between the change in <blank> height and the thickness of the intervening layer.

Answer - geopotential

Figure 3: Examples of the three types of scientific question-answering tasks presented in our benchmark

3 ClimaQA - Climate Question Answering Benchmark

The ClimaQA benchmark is built on questions generated from graduate-level climate science textbooks, ensuring alignment with the precise terminology and complex theories of the field. These textbooks provide a reliable source for generating both the expert-validated ClimaQA-Gold dataset and the synthetic ClimaQA-Silver dataset. By leveraging textbook content and combining it with expert review, ClimaQA facilitates rigorous evaluation and fine-tuning of LLMs across freeform, multiple-choice, and cloze question-answering tasks in climate science. Our expert-validated dataset, ClimaQA-Gold, ensures that the generated questions are accurate, relevant, and reflect the current understanding of climate science.

3.1 Scientific Question Answering

To thoroughly evaluate a foundation model’s ability to handle scientific questions, we create our benchmark dataset to focus on the different complexities of scientific reasoning. The aim is to test the model’s ability to engage with scientific concepts at different levels of understanding and scenario application.

Our benchmark consists of questions of three levels of complexity. The first level involves basic questions designed to test straightforward factual understanding. The second level introduces reasoning, requiring the model to connect multiple scientific facts or principles. The third level involves hypothetical scenarios, testing the model’s ability to apply scientific knowledge in unseen contexts. These questions challenge the model’s scientific reasoning in different ways, from knowledge recall to advanced reasoning and problem-solving in dynamic contexts. A question from each level of complexity is shown in Figure 2 as an example.

The questions come in three different task forms, demonstrated in Figure 3:

- **MCQ:** The model selects correct answers from predefined options, assessing its factual accuracy and decision-making under constrained conditions.
- **Freeform:** The model generates detailed, structured responses, testing its ability to reason logically and produce scientifically sound explanations.
- **Cloze:** The model fills in blanks with appropriate scientific terms, evaluating its contextual understanding and use of domain-specific vocabulary.

Together, the benchmark as shown in Table 2 provides a robust framework for evaluating a foundation model’s proficiency in scientific reasoning, critical thinking, and applying knowledge in unseen scenarios.

Table 2: Contents of the ClimaQA dataset. Both ClimaQA-Gold and ClimaQA-Silver include 3 task-forms with varying levels of complexity for MCQ and Freeform.

Dataset	Task	Base	Reasoning	Hypothetical	Total
ClimaQA-Gold	MCQ	89	54	38	181
	Freeform	54	52	55	161
	Cloze	-	-	-	160
ClimaQA-Silver	MCQ	501	264	235	1000
	Freeform	507	241	252	1000
	Cloze	-	-	-	1000

3.2 Evaluation Metrics

Although assessing multiple-choice question-answering is relatively simple, the other two tasks present more challenges. To address this, we propose and validate the following evaluation metrics for freeform and cloze question-answering. We use these metrics to report experimental results in Section 5

3.2.1 Freeform QA

Various metrics are employed to evaluate sentence similarity, ranging from surface-level comparisons to deeper semantic analysis. Lexical metrics such as BLEU [Papineni et al., 2002], ROUGE [Lin, 2004], and METEOR [Banerjee and Lavie, 2005] focus on exact word or n-gram matching, rendering them useful for tasks where token overlap is crucial, such as machine translation and summarization. In contrast, semantic metrics like BERTScore [Zhang et al., 2019], Word Mover’s Distance (WMD) [Huang et al., 2016], and Sentence-BERT [Reimers, 2019] are more advanced, capturing the meanings of sentences through embeddings. These metrics are better suited for tasks that necessitate an understanding of meaning, such as paraphrase detection. However, they may not adequately assess factual accuracy.

You are a climate expert who annotates whether a given claim either SUPPORTS or REFUTES the presented evidence. You will be provided with the following input:

Evidence: $\langle evidence \rangle$

Claim: $\langle claim \rangle$

Respond with only one word: SUPPORTS if the claim supports the evidence and REFUTES otherwise.

To measure the factual accuracy of generated answers relative to reference answers, we propose the use of a factual entailment classifier, reporting the confidence level as the factual accuracy score. Instruction-tuned models, such as GPT-4, have demonstrated superior performance on textual entailment tasks and have shown the ability to generalize across various datasets [Sanyal et al., 2024]. We employ the GPT-4o-mini model with the prompt above for factual

entailment. This method achieved 81% zero-shot classification accuracy on the Climate-Fever dataset [Diggelmann et al., 2020] indicating the ability to measure factual accuracy.

To use this for scoring freeform QA, the reference answer was used as the evidence and the generated answer was used as the claim. The confidence score was computed by applying sigmoid smoothing to the logit scores, with a temperature parameter set to $T = 5$. Note that the choice of T does not alter the score trend; it was selected to optimally scale values between 0 and 1.

$$\text{Factual Accuracy} = \text{SigmoidSmooth} \left(\frac{p_s}{p_s + p_r} \right)$$

Overall, we report three metrics for freeform question answering (QA): **BLEU**, **BERTScore**, and **Factual Accuracy** to evaluate different aspects of the generated answers.

3.2.2 Cloze QA

Performance on this task is typically evaluated using the exact match metric. However, this approach has limitations due to the existence of multiple correct answers. A generated answer may differ from the reference answer while remaining contextually and semantically valid; for instance, while ‘point’ and ‘temperature’ are semantically distinct terms, they can be contextually similar within phrases like ‘freezing point’ and ‘freezing temperature.’ This illustrates that semantic relationships can depend heavily on context. To address this challenge, we introduce a metric that captures the semantic similarity between the generated answer and the ground-truth answer for a more nuanced assessment of model performance. Specifically, we utilize a context window to extract two phrases: one with the `<blank>` replaced by the reference answer and the other with the generated answer. The semantic similarity is measured using cosine similarity between the Universal Sentence Encoder [Cer, 2018] embeddings of these phrases.

To evaluate the robustness of this approach, we synthetically generated 219 cloze questions with our framework (described in Section 4), which were answered by the GPT-4o-mini model. We collected 32 questions where the generated answers did not exactly match the reference answer. These answers were then labeled as *wrong* or *correct* by domain experts based on scientific and contextual accuracy. We plotted the average cosine similarities of phrases for these questions, concluding that a context window of size 4 most effectively differentiates between correct and incorrect answers. The cosine similarities were subsequently rescaled to emphasize these differences.

$$\text{Phrase Similarity} = 2 \times (\text{CosineSimilarity}(p_1, p_2) - 0.5)$$

We report two metrics for cloze question answering (QA): **Exact Match** and **Phrase Similarity**.

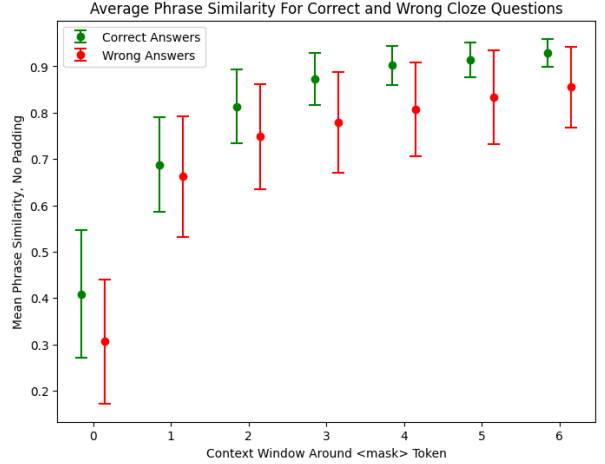


Figure 4: Mean Phrase Similarity for Correctly Answered and Incorrectly Answered Cloze Questions

4 ClimaGen - Automated Benchmark Creation

In this section, we describe ClimaGen as shown in Figure 1, the framework used to create the ClimaQA dataset from Climate Textbooks. By leveraging RAG and prompt engineering, we systematically generate and refine questions of varying complexity levels. Domain expert annotators ensure quality, producing a semi-synthetic benchmark for the evaluation of AI systems in complex scientific inquiry. Additionally, we automate annotation by fine-tuning an LLM on human-labeled data, enabling the creation of a large-scale synthetic dataset for fine-tuning tasks. The techniques discussed here could be generalized to aid in the semi-automatic production of benchmarks for other scientific fields.

4.1 Textbook Dataset

LLMs are typically pre-trained on extensive general internet data, which often contains noise and misinformation. This limitation is particularly significant in fields like climate science, where a precise understanding of specialized

terminology and concepts is crucial. To evaluate LLMs’ proficiency in climate science, we employed graduate-level climate science textbooks as a reliable source of specialized knowledge, providing accurate scientific information that better represents the technical terms and nuanced theories integral to this discipline. We collected 18 textbooks and extracted their content, which was preprocessed to ensure cleanliness and relevance, making it suitable for downstream applications such as benchmark creation, continuous pre-training, and RAG. Specifically, a held-out representative set of 5 textbooks was used for the benchmark creation process.

4.2 QA Generation Framework

Our QA generation pipeline begins by selecting a random seed 2000-character context chunk from the collected textbook data stored in a vector database. Additional context chunks are retrieved based on cosine-similarity scores, ensuring relevant information from multiple sources is included. These chunks are then augmented and passed to the *generator* LLM for question-answer (QA) generation. Question generation principles, inspired by [Doughty et al., 2024], guide the prompt formulation, focusing on creating high-quality stems and distractors for MCQs, as well as refining questions by adding complexity as described in Appendix A.3.

We used Gpt-3.5-turbo as the generator model in our experiments. The model generates base-level questions and evolved variants with increasing complexity, such as multi-step reasoning and hypothetical scenarios, to ensure a diverse and comprehensive question set as shown in Figure 2. However, approximately 25% of the multiple-choice questions were incorrectly answered by the same model even when the contexts were provided, often due to scientifically inaccurate question-answer pairs, indicating self-inconsistency and uncertainty in the generation process.

While QA pairs were generated for multiple-choice and freeform questions, plain scientific statements intended for cloze questions were also generated, from which the scientific term to be masked would be chosen during the annotation phase. After generation, the questions undergo a preliminary screening with both handcrafted and LLM-based (self-inconsistency) audits to filter out potentially invalid QA pairs. The refined set of QA pairs is then passed to the annotation phase for further validation.

4.3 Domain Expert Annotation

One key challenge with synthetic data is ensuring its distribution closely mirrors real-world data, as deviations can negatively impact downstream tasks like fine-tuning and evaluation. This issue arose when generating scientific questions with GPT-3.5-turbo, which sometimes produced inaccurate or imprecise data probably due to a limited understanding of domain-specific terminology.

To mitigate this, we developed an interactive web application that enables climate scientists to review and annotate the generated questions. For freeform and MCQs, scientists validated the correctness of the content, while for cloze questions, they selected which scientific term to mask, ensuring alignment with scientific standards. By combining human expertise with AI, we curated 181 freeform, 161 MCQ, and 160 cloze questions, forming the *ClimaQA-Gold* dataset, reviewed and validated by domain experts.

4.4 Automated Annotation

To fully automate the review and annotation process, we develop an *evaluator* model by fine-tuning an LLM (GPT-4o-mini) on expert-annotated data to validate and refine generated question-answer pairs. This removes the need for human intervention and enables scalable generation of high-quality scientific question-answer pairs, especially for data-intensive tasks like fine-tuning.

Building on [Zhang et al., 2023] and [Zhang et al., 2024], which demonstrate that uncertainty-based active sampling improves supervised fine-tuning with limited labeled data, we apply a similar approach. The evaluator model is fine-tuned as a classifier to label QA pairs as *valid* or *invalid* based on the given context as described in Appendix A.4.1. Uncertainty is measured by the classifier confidence scores, and samples with confidence above 0.85 are dropped with 50% probability to ensure learning from more representative examples. The evaluator models were fine-tuned separately for both MCQs and freeform questions

We observed that around 85% of multiple-choice questions (MCQs) and around 90% of freeform question-answers (QAs) were valid, indicating high-quality question generation. Experiments across different train-test splits show that the evaluator models enhance the quality of the generated MCQ question set by 10% and the Freeform question set by 5% as shown in Appendix A.4.1. Additionally, we fine-tune a separate LLM to mark scientific terms from given statements as shown in Appendix A.4.2, automating the cloze annotation process. Using this framework, we generated 1000 freeform QAs, 1000 MCQs, and 1000 cloze questions, collectively forming the *ClimaQA-Silver* dataset, produced synthetically at scale without manual intervention.

5 Experiments

We aim to investigate the effectiveness of various adaptation techniques on this fine-grained scientific benchmark. Fine-tuning on raw text data within a target domain is a common approach, and we seek to evaluate its effectiveness for addressing deep scientific questions. In addition, we evaluate other techniques, such as in-context learning and retrieval augmentation.

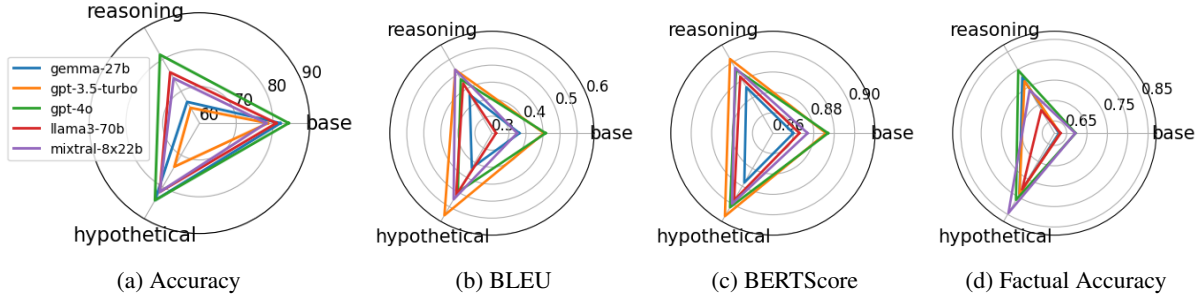


Figure 5: Analysis of various LLMs under default setting on different tasks and different complexities. The first figure shows accuracy of models in the MCQ task while the others show different metrics under the Freeform task

5.1 Experimental Setup

We evaluate different families of LLMs on our benchmark. We use TogetherAI for performing inference on open source models like gemma-27b [Team et al., 2024], llama3-70b [Dubey et al., 2024], and mixtral-8x22b [Jiang et al., 2024]. We also evaluate OpenAI’s [Achiam et al., 2023] gpt-3.5-turbo and gpt-4o.

We evaluate each of these models in 3 settings - default, few-shot prompting [Brown, 2020], and Retrieval Augmented Generation [Lewis et al., 2020]. For the MCQs, the models were prompted to output a single letter representing the correct option, and the top-most token was chosen as the answer. For Freeform QA, the models were prompted to output concise answers with a maximum of 2 sentences. For Cloze QA, the models were prompted to output a single scientific word that best fits the blank with respect to the context around it.

Additionally, we conduct further pre-training on graduate-level textbook data for both the LLaMA3.1-8B-Instruct and Mistral-7B-v0.3-Instruct [Jiang et al., 2023] models. This continued pre-training was based on 13 distinct graduate textbooks that were not part of the question-generation process. The objective was to enhance the model’s climate knowledge without directly exposing it to the specific sources used for question generation, thereby reducing the risk of data contamination.

Finally, we fine-tune LLaMA3.1-8B-Instruct and Mistral-7B-v0.3-Instruct on the ClimaQA-Silver dataset, which contains all three forms of MCQ, Freeform, and Cloze, in different complexity levels. We then evaluate the impact of this task-specific fine-tuning by assessing the models’ performance on the ClimaQA-Gold dataset.

The details of the continued pre-training and fine-tuning procedure are explained in Appendix A.2.

5.2 Results

We report the performance of various models across different QA forms and complexities. Table 3 shows the results for the MCQ and Cloze form questions, and free-form results are demonstrated in Table 4, in Appendix A.1. We observe that most models struggle with reasoning MCQs compared to base and hypothetical questions. While some models perform poorly on reasoning and hypothetical MCQs, they tend to generate stronger responses for the same type of Freeform Questions, indicating improved performance when reasoning is emphasized over factual recall similar to observations of Chain of Thought experiments [Wei et al., 2022], as shown in Figure 5.

Additionally, we examine the impact of providing relevant context through RAG when answering questions. We explore two retrieval scenarios: one where the model retrieves from 13 books that were not used to generate the questions (rag-13), and another where it retrieves from the five books that the questions were derived from (rag-5). Retrieval from the five textbooks consistently improves performance across all tasks, whereas retrieval from the 13 books shows less predictable results due to the potential presence of distracting contexts. Furthermore, Few-shot prompting yields marginal improvements in most cases.

Continued pretraining on the graduate textbooks leads to improved performance in both MCQs and Cloze question-answering tasks. Additionally, fine-tuning on the ClimaQA-Silver dataset further enhances performance, often producing the best results after RAG on the five textbooks (rag-5).

We observe that the BLEU and BERTScore metrics are slightly biased towards the model that was used for QA-generation (gpt-3.5-turbo) while this is not seen in the proposed Factual Accuracy metric 5. Overall, GPT-4o dominates across tasks, demonstrating superior performance compared to other models in this evaluation set.

Table 3: Performance analysis of various state of the art LLMs on MCQs and Cloze QA. Bold marks the max within a model’s variants and green highlights the overall column max.

Model	MCQ				Cloze	
	Base	Reason	Hypo	Overall	EM	PS
gemma-27b	82.02	66.67	84.21	77.90	49.38	0.87
gemma-27b-fs	80.90	74.07	84.21	79.56	52.50	0.88
gemma-27b-rag-5	87.64	77.78	81.58	83.43	56.88	0.90
gemma-27b-rag-13	80.90	72.22	84.21	79.01	45.62	0.85
gpt-3.5-turbo	78.65	64.81	73.68	73.48	43.12	0.81
gpt-3.5-turbo-fs	79.78	74.07	76.32	77.35	43.75	0.78
gpt-3.5-turbo-rag-5	77.53	81.48	78.95	79.01	68.75	0.92
gpt-3.5-turbo-rag-13	66.29	68.52	71.05	67.96	39.38	0.81
gpt-4o	84.27	81.48	84.21	83.43	53.12	0.88
gpt-4o-fs	83.15	83.33	84.21	83.43	56.25	0.89
gpt-4o-rag-5	94.38	87.04	92.11	91.71	71.88	0.94
gpt-4o-rag-13	78.65	83.33	84.21	81.22	50.62	0.88
llama3-70b	80.90	75.93	81.58	79.56	38.75	0.82
llama3-70b-fs	79.78	75.93	81.58	79.01	48.12	0.85
llama3-70b-rag-5	92.13	81.48	86.84	87.85	63.12	0.91
llama3-70b-rag-13	78.65	72.22	84.21	77.9	43.75	0.84
mixtral-8x22b	78.16	74.07	81.58	77.65	35.62	0.75
mixtral-8x22b-fs	78.16	77.78	78.95	78.21	45.00	0.83
mixtral-8x22b-rag-5	89.66	75.93	81.58	83.80	45.00	0.78
mixtral-8x22b-rag-13	79.31	66.67	68.42	73.18	28.12	0.65
mistral-7b	66.29	59.26	81.58	67.4	17.50	0.74
mistral-7b-fs	66.29	61.11	71.05	65.75	33.12	0.80
mistral-7b-rag-5	92.13	81.48	81.58	86.74	57.5	0.88
mistral-7b-rag-13	71.91	62.96	73.68	69.61	22.50	0.76
mistral-7b-book	70.79	64.81	76.32	70.17	21.25	0.76
mistral-7b-qa	74.16	70.37	76.32	73.48	41.88	0.83
llama3.1-8b	69.66	55.56	68.42	65.19	26.25	0.77
llama3.1-8b-fs	75.28	68.52	76.32	73.48	38.75	0.82
llama3.1-8b-rag-5	93.26	77.78	89.47	87.85	72.5	0.92
llama3.1-8b-rag-13	76.4	64.81	76.32	72.93	36.25	0.81
llama3.1-8b-book	75.28	70.37	73.68	73.48	30.00	0.77
llama3.1-8b-qa	79.78	64.81	78.95	75.14	51.25	0.85

6 Conclusion

The *ClimaQA* benchmark offers a comprehensive framework for evaluating foundation models in climate question-answering, addressing critical aspects such as reasoning, factual accuracy, and understanding of scientific terminology. By incorporating freeform, multiple-choice, and cloze task forms with different levels of complexity, the benchmark rigorously tests models across different dimensions of scientific inquiry. Furthermore, the use of advanced metrics, such as factual accuracy for freeform tasks and phrase similarity for cloze tasks, can provide a more nuanced assessment of model performance.

The automated benchmark generation framework (ClimaGen) integrates domain-specific textbooks and natural language understanding of LLMs along with human expertise to produce high-quality QA data at scale. However, the benchmark’s reliance on only five textbooks limits the diversity of contexts, and the small size of the annotated dataset constrains the effectiveness of automated annotation. Addressing these limitations with a broader corpus and expanded annotation data will improve future benchmarks.

While models like GPT-4o performed well on reasoning-based tasks, the overall performance of models highlights the ongoing challenge of achieving consistent scientific accuracy. In conclusion, *ClimaQA* sets a new standard for evaluating scientific question-answering models, providing a foundation for future advancements in AI-driven climate research.

Acknowledgement

This work was supported in part by the U.S. Army Research Office under Army-ECASE award W911NF-07-R-0003-03, the U.S. Department Of Energy, Office of Science, IARPA HAYSTAC Program, and NSF Grants #2205093, #2146343, #2134274, CDC-RFA-FT-23-0069, DARPA AIE FoundSci and DARPA YFA. We thank Sophie Wynn, Varan Madan, and David Vishny for providing expert validation of the *ClimaQA* dataset.

References

- David Thulke, Yingbo Gao, Petrus Pelser, Rein Brune, Richa Jalota, Floris Fok, Michael Ramos, Ian van Wyk, Abdallah Nasir, Hayden Goldstein, Taylor Tragemann, Katie Nguyen, Ariana Fowler, Andrew Stanco, Jon Gabriel, Jordan Taylor, Dean Moro, Evgenii Tsymbalov, Juliette de Waal, Evgeny Matusov, Mudar Yaghi, Mohammad Shihadah, Hermann Ney, Christian Dugast, Jonathan Dotan, and Daniel Erasmus. Climategpt: Towards ai synthesizing interdisciplinary research on climate change, 2024. URL <https://arxiv.org/abs/2401.09646>.
- Vincent Nguyen, Sarvnaz Karimi, Willow Hallgren, Ashley Harkin, and Mahesh Prakash. My climate advisor: An application of NLP in climate adaptation for agriculture. In Dominik Stammbach, Jingwei Ni, Tobias Schimanski, Kalyan Dutia, Alok Singh, Julia Bingler, Christophe Christaen, Neetu Kushwaha, Veruska Muccione, Saeid A. Vaghefi, and Markus Leippold, editors, *Proceedings of the 1st Workshop on Natural Language Processing Meets Climate Change (ClimateNLP 2024)*, pages 27–45, Bangkok, Thailand, August 2024. Association for Computational Linguistics. URL <https://aclanthology.org/2024.climate-nlp-1.3>.
- Charles Cao, Jie Zhuang, and Qiang He. LLM-assisted modeling and simulations for public sector decision-making: Bridging climate data and policy insights. In *AAAI-2024 Workshop on Public Sector LLMs: Algorithmic and Sociotechnical Design*, 2024. URL <https://openreview.net/forum?id=uE7S5JEu0b>.
- Jannis Bulian, Mike S. Schäfer, Afra Amini, Heidi Lam, Massimiliano Ciaramita, Ben Gaiarin, Michelle Chen Hübscher, Christian Buck, Niels G. Mede, Markus Leippold, and Nadine Strauß. Assessing large language models on climate information, 2024. URL <https://arxiv.org/abs/2310.02932>.
- Patrick Lewis, Ethan Perez, Aleksandra Piktus, Fabio Petroni, Vladimir Karpukhin, Naman Goyal, Heinrich Küttler, Mike Lewis, Wen-tau Yih, Tim Rocktäschel, et al. Retrieval-augmented generation for knowledge-intensive nlp tasks. *Advances in Neural Information Processing Systems*, 33:9459–9474, 2020.
- Pan Lu, Swaroop Mishra, Tony Xia, Liang Qiu, Kai-Wei Chang, Song-Chun Zhu, Oyvind Tafjord, Peter Clark, and Ashwin Kalyan. Learn to explain: Multimodal reasoning via thought chains for science question answering. In *The 36th Conference on Neural Information Processing Systems (NeurIPS)*, 2022.
- Paulo Pirozelli, Marcos M. José, Igor Silveira, Flávio Nakasato, Sarajane M. Peres, Anarosa A. F. Brandão, Anna H. R. Costa, and Fabio G. Cozman. Benchmarks for Pirá 2.0, a Reading Comprehension Dataset about the Ocean, the Brazilian Coast, and Climate Change. *Data Intelligence*, 6(1):29–63, 02 2024. ISSN 2641-435X. doi:10.1162/dint_a_00245. URL https://doi.org/10.1162/dint_a_00245.
- Sören Auer, Dante A. C. Barone, Cassiano Bartz, Eduardo G. Cortes, Mohamad Yaser Jaradeh, Oliver Karras, Manolis Koubarakis, Dmitry Mouromtsev, Dmitrii Plukhin, Daniil Radyush, Ivan Shilin, Markus Stocker, and Eleni Tsalapati. The sciqa scientific question answering benchmark for scholarly knowledge. *Scientific Reports*, 13(1):7240, 2023. doi:10.1038/s41598-023-33607-z. URL <https://doi.org/10.1038/s41598-023-33607-z>.
- Mohamad Yaser Jaradeh, Allard Oelen, Kheir Eddine Farfar, Manuel Prinz, Jennifer D’Souza, Gábor Kismihók, Markus Stocker, and Sören Auer. Open research knowledge graph: next generation infrastructure for semantic scholarly knowledge. In *Proceedings of the 10th international conference on knowledge capture*, pages 243–246, 2019.
- Hongyin Zhu and Prayag Tiwari. Climate change from large language models, 2024. URL <https://arxiv.org/abs/2312.11985>.

- Yuwei Wan, Yixuan Liu, Aswathy Ajith, Clara Grazian, Bram Hoex, Wenjie Zhang, Chunyu Kit, Tong Xie, and Ian Foster. Sciqa: A framework for auto-generated science question answering dataset with fine-grained evaluation, 2024. URL <https://arxiv.org/abs/2405.09939>.
- Chidinma A. Nwafor and Ikechukwu E. Onyenwe. An automated multiple-choice question generation using natural language processing techniques. *International Journal on Natural Language Computing*, 10(02):1–10, April 2021. ISSN 2319-4111. doi:10.5121/ijnlc.2021.10201. URL <http://dx.doi.org/10.5121/ijnlc.2021.10201>.
- Pritam Kumar Mehta, Prachi Jain, Chetan Makwana, and CM Raut. Automated mcq generator using natural language processing. In *Proceedings of the Thirteenth Workshop on Innovative Use of NLP for Building Educational Applications*, pages 284–290, 2021.
- Jacob Devlin. Bert: Pre-training of deep bidirectional transformers for language understanding. *arXiv preprint arXiv:1810.04805*, 2018.
- George A Miller. Wordnet: a lexical database for english. *Communications of the ACM*, 38(11):39–41, 1995.
- Bidyut Das, Mukta Majumder, Santanu Phadikar, and Arif Ahmed Sekh. Multiple-choice question generation with auto-generated distractors for computer-assisted educational assessment. *Multimedia Tools and Applications*, 80(21): 31907–31925, 2021.
- Stuart Rose, Dave Engel, Nick Cramer, and Wendy Cowley. Automatic keyword extraction from individual documents. *Text mining: applications and theory*, pages 1–20, 2010.
- Naveed Afzal and Ruslan Mitkov. Automatic generation of multiple choice questions using dependency-based semantic relations. *Soft Computing*, 18(7):1269–1281, 2014. doi:10.1007/s00500-013-1141-4. URL <https://doi.org/10.1007/s00500-013-1141-4>.
- Niklas Meißner, Sandro Speth, Julian Kieslinger, and Steffen Becker. Evalquiz–llm-based automated generation of self-assessment quizzes in software engineering education. In *Software Engineering im Unterricht der Hochschulen 2024*, pages 53–64. Gesellschaft für Informatik eV, 2024.
- Ching Nam Hang, Chee Wei Tan, and Pei-Duo Yu. Mcqgen: A large language model-driven mcq generator for personalized learning. *IEEE Access*, 2024.
- Andrew M Olney. Generating multiple choice questions from a textbook: Llms match human performance on most metrics. In *LLM@ AIED*, pages 111–128, 2023.
- Jacob Doughty, Zipiao Wan, Anishka Bompelli, Jubahed Qayum, Taozhi Wang, Juran Zhang, Yujia Zheng, Aidan Doyle, Pragnya Sridhar, Arav Agarwal, et al. A comparative study of ai-generated (gpt-4) and human-crafted mcqs in programming education. In *Proceedings of the 26th Australasian Computing Education Conference*, pages 114–123, 2024.
- Christian Grévisse, Maria Angeliki S Pavlou, and Jochen G Schneider. Docimological quality analysis of llm-generated multiple choice questions in computer science and medicine. *SN Computer Science*, 5(5):636, 2024.
- Kishore Papineni, Salim Roukos, Todd Ward, and Wei-Jing Zhu. Bleu: a method for automatic evaluation of machine translation. In *Proceedings of the 40th annual meeting of the Association for Computational Linguistics*, pages 311–318, 2002.
- Chin-Yew Lin. Rouge: A package for automatic evaluation of summaries. In *Text summarization branches out*, pages 74–81, 2004.
- Satanjeev Banerjee and Alon Lavie. Meteor: An automatic metric for mt evaluation with improved correlation with human judgments. In *Proceedings of the acl workshop on intrinsic and extrinsic evaluation measures for machine translation and/or summarization*, pages 65–72, 2005.
- Tianyi Zhang, Varsha Kishore, Felix Wu, Kilian Q Weinberger, and Yoav Artzi. Bertscore: Evaluating text generation with bert. *arXiv preprint arXiv:1904.09675*, 2019.
- Gao Huang, Chuan Guo, Matt J Kusner, Yu Sun, Fei Sha, and Kilian Q Weinberger. Supervised word mover’s distance. *Advances in neural information processing systems*, 29, 2016.
- N Reimers. Sentence-bert: Sentence embeddings using siamese bert-networks. *arXiv preprint arXiv:1908.10084*, 2019.
- Soumya Sanyal, Tianyi Xiao, Jiacheng Liu, Wenya Wang, and Xiang Ren. Are machines better at complex reasoning? unveiling human-machine inference gaps in entailment verification, 2024. URL <https://arxiv.org/abs/2402.03686>.
- Thomas Diggelmann, Jordan Boyd-Graber, Jannis Bulian, Massimiliano Ciaramita, and Markus Leippold. Climate-fever: A dataset for verification of real-world climate claims. *arXiv preprint arXiv:2012.00614*, 2020.
- D Cer. Universal sentence encoder. *arXiv preprint arXiv:1803.11175*, 2018.

- Ruoyu Zhang, Yanzeng Li, Yongliang Ma, Ming Zhou, and Lei Zou. Llm4qa: Making large language models as active annotators. *arXiv preprint arXiv:2310.19596*, 2023.
- Linhai Zhang, Jialong Wu, Deyu Zhou, and Guoqiang Xu. Star: Constraint lora with dynamic active learning for data-efficient fine-tuning of large language models. *arXiv preprint arXiv:2403.01165*, 2024.
- Gemma Team, Morgane Riviere, Shreya Pathak, Pier Giuseppe Sessa, Cassidy Hardin, Surya Bhupatiraju, Léonard Hussenot, Thomas Mesnard, Bobak Shahriari, Alexandre Ramé, et al. Gemma 2: Improving open language models at a practical size. *arXiv preprint arXiv:2408.00118*, 2024.
- Abhimanyu Dubey, Abhinav Jauhri, Abhinav Pandey, Abhishek Kadian, Ahmad Al-Dahle, Aiesha Letman, Akhil Mathur, Alan Schelten, Amy Yang, Angela Fan, et al. The llama 3 herd of models. *arXiv preprint arXiv:2407.21783*, 2024.
- Albert Q Jiang, Alexandre Sablayrolles, Antoine Roux, Arthur Mensch, Blanche Savary, Chris Bamford, Devendra Singh Chaplot, Diego de las Casas, Emma Bou Hanna, Florian Bressand, et al. Mixtral of experts. *arXiv preprint arXiv:2401.04088*, 2024.
- Josh Achiam, Steven Adler, Sandhini Agarwal, Lama Ahmad, Ilge Akkaya, Florencia Leoni Aleman, Diogo Almeida, Janko Altenschmidt, Sam Altman, Shyamal Anadkat, et al. Gpt-4 technical report. *arXiv preprint arXiv:2303.08774*, 2023.
- Tom B Brown. Language models are few-shot learners. *arXiv preprint arXiv:2005.14165*, 2020.
- Albert Q. Jiang, Alexandre Sablayrolles, Arthur Mensch, Chris Bamford, Devendra Singh Chaplot, Diego de las Casas, Florian Bressand, Gianna Lengyel, Guillaume Lample, Lucile Saulnier, Léo Renard Lavaud, Marie-Anne Lachaux, Pierre Stock, Teven Le Scao, Thibaut Lavril, Thomas Wang, Timothée Lacroix, and William El Sayed. Mistral 7b, 2023. URL <https://arxiv.org/abs/2310.06825>.
- Jason Wei, Xuezhi Wang, Dale Schuurmans, Maarten Bosma, Fei Xia, Ed Chi, Quoc V Le, Denny Zhou, et al. Chain-of-thought prompting elicits reasoning in large language models. *Advances in neural information processing systems*, 35:24824–24837, 2022.
- J. Edward Hu, Yelong Shen, Phillip Wallis, Zeyuan Allen-Zhu, Yuanzhi Li, Shean Wang, and Weizhu Chen. Lora: Low-rank adaptation of large language models. *ArXiv*, abs/2106.09685, 2021. URL <https://api.semanticscholar.org/CorpusID:235458009>.

A Appendix

A.1 Freeform Evaluation Results

Table 4: Performance analysis of various state of the art LLMs on Freeform QA. Bold marks the max within a model’s variants and green highlights the overall column max.

Model	BLEU				BERTScore				Factual Accuracy			
	B	R	H	O	B	R	H	O	B	R	H	O
gemma-27b	0.381	0.431	0.418	0.410	0.870	0.886	0.888	0.881	0.63	0.78	0.79	0.73
gemma-27b-fs	0.430	0.400	0.361	0.397	0.884	0.895	0.896	0.892	0.65	0.77	0.82	0.75
gemma-27b-rag-5	0.462	0.573	0.552	0.529	0.902	0.911	0.906	0.906	0.84	0.85	0.85	0.85
gemma-27b-rag-13	0.349	0.496	0.524	0.456	0.867	0.889	0.896	0.885	0.58	0.73	0.77	0.69
gpt-3.5-turbo	0.453	0.515	0.579	0.516	0.886	0.902	0.907	0.899	0.63	0.77	0.79	0.73
gpt-3.5-turbo-fs	0.514	0.451	0.465	0.477	0.894	0.908	0.915	0.906	0.61	0.77	0.86	0.75
gpt-3.5-turbo-rag-5	0.528	0.601	0.561	0.563	0.908	0.919	0.921	0.916	0.85	0.86	0.87	0.86
gpt-3.5-turbo-rag-13	0.425	0.477	0.543	0.482	0.877	0.889	0.904	0.891	0.46	0.64	0.81	0.64
gpt-4o	0.458	0.483	0.500	0.480	0.887	0.896	0.902	0.895	0.67	0.80	0.81	0.76
gpt-4o-fs	0.502	0.430	0.411	0.448	0.898	0.906	0.914	0.906	0.66	0.82	0.84	0.77
gpt-4o-rag-5	0.539	0.626	0.620	0.595	0.916	0.917	0.916	0.916	0.81	0.83	0.85	0.83
gpt-4o-rag-13	0.425	0.520	0.561	0.502	0.884	0.892	0.903	0.893	0.54	0.71	0.86	0.70
llama3-70b	0.312	0.469	0.510	0.430	0.873	0.892	0.898	0.888	0.65	0.66	0.85	0.72
llama3-70b-fs	0.456	0.557	0.585	0.532	0.889	0.903	0.909	0.900	0.64	0.68	0.78	0.70
llama3-70b-rag-5	0.441	0.574	0.604	0.540	0.909	0.916	0.917	0.914	0.82	0.81	0.84	0.82
llama3-70b-rag-13	0.341	0.475	0.519	0.445	0.872	0.890	0.902	0.888	0.45	0.62	0.79	0.62
mixtral-8x22b	0.374	0.516	0.525	0.471	0.877	0.897	0.900	0.891	0.67	0.74	0.85	0.75
mixtral-8x22b-fs	0.495	0.497	0.486	0.493	0.892	0.906	0.913	0.904	0.68	0.76	0.83	0.76
mixtral-8x22b-rag-5	0.458	0.598	0.610	0.555	0.905	0.916	0.912	0.911	0.78	0.82	0.86	0.82
mixtral-8x22b-rag-13	0.341	0.488	0.546	0.459	0.870	0.890	0.898	0.886	0.50	0.62	0.77	0.63
llama3.1-8b	0.387	0.467	0.505	0.453	0.872	0.889	0.899	0.887	0.59	0.65	0.75	0.66
llama3.1-8b-fs	0.399	0.484	0.532	0.472	0.877	0.894	0.905	0.892	0.59	0.68	0.75	0.67
llama3.1-8b-rag-5	0.509	0.550	0.534	0.531	0.905	0.920	0.911	0.912	0.77	0.80	0.83	0.80
llama3.1-8b-rag-13	0.392	0.469	0.507	0.456	0.873	0.893	0.901	0.889	0.52	0.65	0.72	0.63
llama3.1-8b-book	0.420	0.455	0.496	0.457	0.876	0.892	0.902	0.890	0.53	0.70	0.71	0.65
llama3.1-8b-qa	0.436	0.469	0.533	0.480	0.882	0.896	0.904	0.894	0.53	0.59	0.77	0.63
mistral-7b	0.385	0.370	0.412	0.390	0.869	0.886	0.892	0.882	0.58	0.64	0.74	0.65
mistral-7b-fs	0.432	0.409	0.438	0.427	0.878	0.901	0.908	0.896	0.51	0.66	0.80	0.66
mistral-7b-rag-5	0.541	0.455	0.448	0.482	0.898	0.912	0.907	0.906	0.77	0.82	0.84	0.81
mistral-7b-rag-13	0.413	0.356	0.399	0.390	0.868	0.884	0.896	0.883	0.54	0.60	0.73	0.62
mistral-7b-book	0.295	0.176	0.189	0.221	0.880	0.890	0.899	0.890	0.52	0.70	0.70	0.64
mistral-7b-qa	0.520	0.386	0.434	0.447	0.892	0.900	0.906	0.899	0.40	0.61	0.82	0.61

A.2 Training Details

We used Llama3.1-8B and Mistral-7B-v0.3 as our base models and performed continued pre-training and fine-tuning on them. We utilized the Low-Rank Adaptation (LoRA) [Hu et al., 2021] technique for efficient continued pre-training and fine-tuning.

A.2.1 Continued Pre-training on Graduate Textbook Data

We used 13 graduate textbooks as our training set, while the 5 textbooks used for question generation served as the validation set. A hyperparameter search was performed, guided by the cross-entropy loss on the validation set of 5 textbooks. The final hyperparameters used for continued pre-training are detailed in Table 5.

Model	LoRA Rank	LoRA Alpha	Epoch Count	Learning Rate
Mistral-7b-v0.3	64	16	1	5e-5
Llama-3.1-8b	16	16	2	2e-5

Table 5: Parameters used for graduate textbook continued pre-training

A.2.2 Fine-tuning on ClimaQA-Silver

We used the ClimaQA-Silver dataset to fine-tune Llama3.1-8B and Mistral-7B-v0.3 on questions with the various question forms and complexities seen in the ClimaQA-Gold to see how this task-specific fine-tuning can affect the performance.

For this purpose, we used the hyperparameters, shown in Table 6.

Model	LoRA Rank	LoRA Alpha	Epoch Count	Learning Rate
Mistral-7b-v0.3	16	16	3	5e-5
Llama-3.1-8b	16	16	3	5e-5

Table 6: Parameters used for question finetuning

A.3 ClimaGen Prompts

A.3.1 QA Generation

The following prompt was used to generate a multiple-choice question-answer pair:

You are a question paper setter creating multiple choice questions (MCQs) from a graduate-level climate science textbook.

MCQ Components:

1. Stem: The main question, scenario, or statement requiring completion. It should clearly assess the intended knowledge.
2. Correct Answer: The indisputable correct response to the stem.
3. Distractors: Three incorrect but plausible answers. They should be:
 - Related to the stem and correct answer.
 - Positively phrased and true statements that don't answer the stem.
 - Plausible but incorrect, without giving clues to the correct answer.
 - Unique, each reflecting different misconceptions if possible.

MCQ Guidelines:

1. Questions should be clear, concise, and free from unnecessary complexity or ambiguity.
2. Avoid overly long sentences and use consistent phrasing for repeated items.
3. Ensure questions are self-contained and provide all necessary context.
4. Do not include phrases like "According to the provided context..."
5. Do not make any references to the given context in the question
6. Ensure that distractors do not overlap by reflecting different misconceptions on the topic.
7. Minimize clues that make the correct answer obvious.
8. Use "None of the Above" or "All of the Above" sparingly.
9. Each MCQ must have exactly four answer choices (one correct, three distractors).

10. Questions should not rely on external figures or tables.

The user will provide one main context and some retrieved contexts separated by '—————' as the input.

Use details from retrieved context only if they are relevant to your question.

You must output a single JSON object in the following format:

```
{
  question: <question>,

  options: {
    a: <option1>,
    b: <option2>,
    c: <option3>,
    d: <option4>
  },

  correct option: c
}
```

Here c is the correct answer. Replace it with the actual correct answer.

Make sure you return a valid JSON object.

The following prompt was used to generate a freeform question-answer pair:

You are a question paper setter creating freeform questions (MCQs) from a graduate-level climate science textbook. Your question must be related to a provided context.

Please respect the following rules to generate the question:

- The answer to the question should be found inside the provided context
- The question must be self-contained
- Do not include phrases such as "According to the provided context.."

The user will provide one main context and some retrieved contexts separated by '—————' as the input.

Use details from retrieved context only if they are relevant to your question.

You must output a single JSON object in the following format:

```
{
  question: <question>,

  answer: <answer>
}
```

Make sure you return a valid JSON object.

The following prompt was used to generate a scientific statement for cloze question-answer generation:

You are a scientific annotator. Given a scientific context from a climate textbook, generate a scientific statement based on the facts presented in the context.

Please respect the following rules to generate the statement:

- Generate only a single sentence

- No external knowledge should be used or referred in generating the statement
- Do not use phrases like 'based on the provided context.'

The user will provide one main context and some retrieved contexts separated by '—————' as the input.

Use details from retrieved context only if they are relevant to your question.

You must output a single JSON object in the following format:

```
{
  statement: <statement>,
}
```

Make sure you return a valid JSON object.

A.3.2 Complexity Addition

The following prompt was used to add *reasoning* complexity to the base freeform question-answer pair.

Given a question-answer pair generated from the given context, Modify the question-answer pair to incorporate multi-step reasoning.

Please respect the following rules to generate the question:

- Answering the new question should encourage applying knowledge from 'Context' to deduce outcomes.
- The new question must be fully answerable from 'Context'.
- No external knowledge should be required to answer the new question
- The question should not be dependent on external things such as figures or tables
- Do not use phrases like 'based on the provided context.'

The user will provide the original question, context, and some retrieved contexts separated by '—————' as the input.

Use details from retrieved context only if they are relevant to your question.

You must output a single JSON object in the following format:

```
{
  question: <question>,
  answer: <answer>
}
```

Make sure you return a valid JSON object.

The following prompt was used to add *hypothetical scenario* complexity to the base freeform question-answer pair.

Given a question-answer pair generated from the given context, Modify the question-answer pair to incorporate a hypothetical or speculative scenario.

Please respect the following rules to generate the question:

- Answering the new question should encourage applying knowledge from 'Context' to deduce outcomes.
- The new question must be fully answerable from 'Context'.
- No external knowledge should be required to answer the new question

- The question should not be dependent on external things such as figures or tables
- Do not use phrases like 'based on the provided context.'

The user will provide the original question, context, and some retrieved contexts separated by '_____', as the input.

Use details from retrieved context only if they are relevant to your question.

You must output a single JSON object in the following format:

```
{
question: <question>,

answer: <answer>
}
```

Make sure you return a valid JSON object.

The same prompts with modified output format were used to add complexities to the MCQs as well.

A.4 Automated Annotation Details

A.4.1 Evaluator Model

We used gpt-4o-mini as the base model for the Evaluator Model. It was fine-tuned for the classification task with the prompt below. The same prompt was used for both MCQ and freeform validation and 2 different models were created by fine-tuning the base model with respective datasets.

You are a climate *{question-type}* question-answer validator that marks a given question-answer pair as valid or invalid based on scientific accuracy with respect to the given context. You will be provided the following as the input:

Question: *<question>*

Answer: *<answer>*

Context: *<context>*

Respond with just one word - VALID if the qa pair is scientifically accurate and INVALID otherwise

Dataset	Valid Count	Invalid Count	Total	Epochs
MCQ	181	39	220	3
Freeform	161	20	181	3

Table 7: Details of expert-validated dataset and fine-tuning

Since negative samples are dropped in large-scale data generation, precision is used over accuracy as the key metric to measure the classifier’s impact, as it represents the fraction of final output data that is valid.

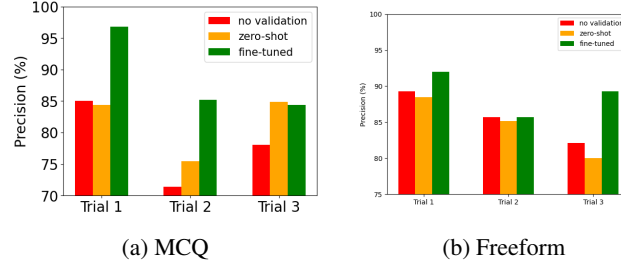


Figure 6: Precision across various train-test splits of labeled data under different conditions: *no validation* (all data classified as positive), *zero-shot validation*, and *fine-tuned validation*. The test sets consisted of around 40 examples in each case.

A.4.2 Cloze Annotation

To automate cloze annotation, we fine-tuned gpt-4o-mini with the following prompt to pick the scientific term to be masked. The dataset consisted a total of 160 expert-labeled examples.

You are a climate cloze generator that marks a scientific term from the given scientific statement to be masked for cloze question-answering. The scientific term has to be a single word from the given statement that has a significant impact if removed. You will be provided the following as the input::

Statement: $\langle statement \rangle$ Respond with just one word