

Global optimality conditions for sensor placement, with extensions to binary A-optimal experimental designs

Christian Aarset*

University of Göttingen

Abstract

The *sensor placement problem* for stochastic linear inverse problems consists of determining the optimal manner in which sensors can be employed to collect data. Specifically, one wishes to place a limited number of sensors over a large number of candidate locations, quantifying and optimising over the effect this data collection strategy has on the solution of the inverse problem. In this article, we provide a global optimality condition for the sensor placement problem via a subgradient argument, obtaining sufficient and necessary conditions for optimality, and demonstrate how to take advantage of this optimality criterion to find approximately optimal binary designs, i.e. designs where no fractions of sensors are placed. Leveraging our optimality criteria, we derive a trace-free, efficient low-rank formulation of the A-optimal design objective for finite element-discretised function space settings, with particular focus on computational efficiency of derivatives, and study globally optimal designs for a Helmholtz-type source problem and extensions towards optimal binary designs.

Keywords— Optimal experimental design, stochastic inverse problems, A-optimality, low-rank models, QR, finite element methods, Helmholtz equation, source problem, convex and non-convex optimisation

Contents

1	Introduction	2
2	Optimality in the sensor placement problem	5
3	Globally A-optimal designs	9
3.1	Finite element discretisation	9
3.2	The A-optimal objective	10
3.3	Low-rank calculation of the A-optimal objective	10
3.4	Computational complexity	14
3.5	Multiple observations	17
4	Optimal design for an inverse source problem	19
4.1	Problem setup	19
4.2	Calculated optimal experimental designs	22
5	Conclusion and outlook	27

*c.aarset@math.uni-goettingen.de

1 Introduction

To solve an *inverse problem*, one reconstructs an unknown from indirect measurements of data. It is ubiquitous in real-life experimental settings that the experimenter must control *how* such data is obtained or collected; such choice can significantly affect the quality of any subsequent reconstruction in the inversion process. This effect has driven interest in the field of optimal experimental design (OED), that is, the field of prescribing the best possible parameter-to-observable map in terms of the resulting quality of reconstructions.

More explicitly, assume some (possibly infinite-dimensional) quantity of interest $f \in X$ is sought, and that the experimenter has the ability to design a parameter-to-observable map $\mathcal{F}_w : X \rightarrow \mathbb{R}^m$, $m \in \mathbb{N}$ fixed, where \mathcal{F}_w can be chosen to depend on some *design parameter* (or just *design*) w , which can be freely chosen and controlled by the experimenter prior to experimentation.

For any given design w , experimental data may be collected via

$$g_w = \mathcal{F}_w f + \epsilon \in \mathbb{R}^m \quad (1)$$

subject to measurement noise ϵ . By solving the associated inverse problem, f may be reconstructed from the observable g_w ; we refer to [1] for a broad overview. A key question in the field of optimal experimental design is therefore the quantification of the effect of the design w on the reconstruction of f . Explicitly, this leads to a minimisation problem on the form

$$w^* \in \underset{w}{\operatorname{argmin}} \mathcal{J}(w) + \mathcal{R}(w), \quad (2)$$

where the objective functional \mathcal{J} specifies the design-dependent quality of the reconstruction f , while the penalty functional \mathcal{R} enforces feasibility constraints and desirable behaviour of the design w .

Objective functional The choice of objective \mathcal{J} depends on the experimental setting and on the experimenter's goals. As an example, we consider *A-optimal experimental designs* for linear Bayesian inverse problems: If \mathcal{F}_w is linear for all w and the noise is Gaussian with distribution $\epsilon \sim \mathcal{N}(0, \Gamma_{\text{noise}})$, then the Bayesian inversion formula [2, Ex. 6.23] yields that, given g_w and a prior distribution $\mathcal{N}(m_0, \mathcal{C}_0)$ of the unknown parameter f , the posterior distribution of f is $\mathcal{N}(m_{\text{post}}(w), \mathcal{C}_{\text{post}}(w))$, with

$$\begin{aligned} m_{\text{post}}(w) &= m_0 + \mathcal{C}_{\text{post}} \mathcal{F}_w^* \Gamma_{\text{noise}}^{-1} (g_w - \mathcal{F}_w m_0) \in X, \\ \mathcal{C}_{\text{post}}(w) &= (\mathcal{F}_w^* \Gamma_{\text{noise}}^{-1} \mathcal{F}_w + \mathcal{C}_0^{-1})^{-1} \in L(X^*, X). \end{aligned} \quad (3)$$

A-optimal designs are designs w^* that minimise the operator trace of the posterior covariance $\mathcal{C}_{\text{post}}(w)$, that is, setting $\mathcal{J}(w) := \operatorname{tr}(\mathcal{C}_{\text{post}}(w))$. This can be seen as minimising the average uncertainty in the reconstruction, a consequence of Mercer's theorem [3]. More broadly, A-optimal experimental designs can be seen as those maximising the special case $p = -1$ of Kiefer's Φ_p criteria

$$\Phi_p(\mathcal{C}) := \begin{cases} \lambda_{\max}(\mathcal{C}), & p = \infty, \\ (\operatorname{tr}(\mathcal{C}^p))^{1/p}, & p \in (-\infty, 0) \cup (0, \infty), \\ \det(\mathcal{C}), & p = 0, \\ \lambda_{\min}(\mathcal{C}), & p = -\infty, \end{cases}$$

see [4, 5], where λ_{\max} and λ_{\min} denote the largest resp. the smallest eigenvalue. In the above, $p = 0$ corresponds to the D-optimal objective, while $p = -\infty$ corresponds to the E-optimal objective; this highlights a large class of interesting, interconnected optimality criteria.

Various other optimality criteria are also considered in the existing OED literature, such as *c*-optimality [6] and expected information gain; a broader overview can be found in e.g. [7]. While we will not explicitly address these criteria by ways of example, we will retain sufficient generality in our choice of objective \mathcal{J} to allow for future extensions.

Penalty functional – Sensor placement problem The typical setting for what one might call the *sensor placement problem* shares similarities with the field of compressed sensing for inverse problems [8, 9], in the sense that one seeks to select the most informative sensors out of a larger set of candidates, albeit with additional emphasis on the spatial location of the candidate sensor locations. In this setting, $w \in \{0, 1\}^m$ acts as a mask on the data, with $w_k = 1$ corresponding to placing a sensor in the k -th out of m candidate locations and observing the k -th component of the full data $g \in \mathbb{R}^m$, and $w_k = 0$ corresponding to not placing the k -th sensor and so not making this observation. The observed data given the design is thus $g_w = (w_k g_k)_{k=1}^m \in \mathbb{R}^m$, and $\mathcal{F}_w = M_w \mathcal{F}$, with $\mathcal{F} : X \rightarrow \mathbb{R}^m$ independent of w , $M_w \in \mathbb{R}^{m \times m}$ the diagonal matrix with the design $w \in \{0, 1\}^m$ on the diagonal.

Generally speaking, it is necessary to add further penalty terms to control the desired properties of the optimal design w^* , e.g. to prevent a design with $w_k^* = 1$ for all $k \in \mathbb{N}$, $k \leq m$ from being optimal. Frequently, this is achieved by introducing an additive penalty term on the form $\alpha \|w\|_1$ to \mathcal{R} , where $\alpha > 0$. Moreover, the assumption $w \in \{0, 1\}^m$ is relaxed to $w \in [0, 1]^m$, enabling the use of continuous optimisation techniques when approaching (2), as opposed to treating it as a combinatoric optimisation problem; indeed, the naive solution of testing every design $w \in \{0, 1\}^m$ and choosing the best one is of complexity at least $O(\binom{m}{m_0})$ and so quickly becomes unfeasible already for moderately large m .

Such “soft constraints”, i.e. additive penalty terms, demonstrably promote binary or nearly binary designs, but do not offer an intuitive link between the parameter α and the resulting number of active sensors in the optimal design w^* . With this motivation, we instead turn our attention towards a penalisation strategy that naturally and precisely enforces any user-defined number of target sensors.

The best sensors placement problem As an alternative to sparsity-promoting forms of the penalty functional \mathcal{R} as in the above, one may consider the case where one is given a fixed budget of exactly $m_0 \in \mathbb{N}$ sensors, $m_0 < m$. The *best sensors placement problem* considered in e.g. [10] corresponds to the additional hard constraint that $\|w\|_0 \leq m_0$. Typically, m is rather large; increasing m while keeping m_0 fixed can be interpreted as increasing the number of potential sensor locations, while not increasing the budget of available sensors to actually place, allowing for a more fine-tuned sensor grid at the cost of increased complexity in (2).

Inspired by the techniques for additive penalty terms, we will also allow $0 \leq w \leq 1$ pointwise, and consider a class of *p-relaxed best sensors placement problems* for the power $p \in [0, 1]$. Keeping for now m fixed, this corresponds to a family of constraint sets and penalty functionals

$$\begin{aligned} K_{m_0}^p &:= \left\{ w \in \mathbb{R}^m \mid 0 \leq w \leq 1 \wedge \sum_{k=1}^m w_k^p \leq m_0 \right\}, \\ \mathcal{R}_{m_0}^p(w) &:= \begin{cases} 0, & w \in K_{m_0}^p, \\ \infty, & \text{else,} \end{cases} \end{aligned} \tag{4}$$

under which (2) is equivalent to the *p-relaxed best sensor placement problem*

$$w^{*p} \in \operatorname{argmin}_{w \in K_{m_0}^p} \mathcal{J}(w). \tag{OED_{m_0}^p}$$

As $K_{m_0}^p \subset K_{m_0}^{p'}$ for all $0 \leq p \leq p' \leq 1$, one in particular has $\|w^{*p}\|_1 \leq m_0$ for all p , allowing us to guarantee that at most m_0 (possibly fractional) sensors are employed by each *p-relaxed* solution. When $p = 0$, this matches the original best sensors placement problem; however, this problem is extremely non-convex. Meanwhile, the 1-relaxed problem $p = 1$ allows for severely non-binary designs; however, $K_{m_0}^1$ can easily be verified to be a compact, convex set, and so $(\text{OED}_{m_0}^1)$ becomes a convex optimisation problem for convex objective functionals \mathcal{J} .

With this as our starting point, we aim to give an explicit characterisation of global optima of $(\text{OED}_{m_0}^1)$, and then study how this information can be used to construct a continuation-based approach in the spirit of [11] to estimate optima of $(\text{OED}_{m_0}^0)$. In doing so, we will demonstrate how this method yields completely binary, high-performing experimental designs utilising no more than the prescribed number m_0 of sensors.

As our analysis is valid for a large class of objective functionals \mathcal{J} , we will not restrict ourselves to a specific choice, although we in Sections 3 and 4 provide additional computational techniques and numerical results for the case of A-optimality, with particular focus on first-order methods. Our motivation for doing so is the realisation that as long as the objective \mathcal{J} is convex and the gradient $\nabla \mathcal{J}$ satisfies certain basic criteria, the analytical first-order optimality criterion for $(\text{OED}_{m_0}^1)$ takes a very particular form, as detailed in Theorem 2, in particular ensuring that certain indices $k \in \mathbb{N}$, $k \leq m$ of the global optimum w^* satisfy $w_k^* = 1$ or $w_k^* = 0$ exactly; Section 4 provides discussion on how this information can be used to simplify the search for optima of $(\text{OED}_{m_0}^0)$.




Figure 1: Feasible set K_1^1 in \mathbb{R}^3

State of the art While the history of optimal experimental design can be traced back more than a century, and its formalisation as a general mathematical discipline might be attributed to Elfving in the 1950s [6, 12], there has in recent years been a surge of interest in OED for infinite-dimensional inverse problems, especially those governed by partial differential equations (PDEs); for a detailed review, see [13]. While, as indicated above, various settings and optimality criteria are studied, we will here again limit our discussion to the example of A-optimal designs for Bayesian linear inverse problems, as this setting well illustrates the computational challenges involved, and serves to motivate our developments.

In this setting, there are, broadly speaking, four major obstacles to overcome when approaching the optimal experimental design problem (2) with penalty $\mathcal{J}(w) := \text{tr}(\mathcal{C}_{\text{post}}(w))$ as in (3) via iterative algorithms:

- (i) The cost of repeated forward and adjoint evaluations of the parameter-to-observable map $\mathcal{F} : X \rightarrow \mathbb{R}^m$, typically involving a PDE solution map.
- (ii) The cost of inverting the *misfit Hessian* with shift \mathcal{C}_0^{-1} , i.e. inverting $\mathcal{F}_w^* \Gamma_{\text{noise}}^{-1} \mathcal{F}_w + \mathcal{C}_0^{-1} : X \rightarrow X^*$.
- (iii) The cost of evaluating the trace of the infinite-dimensional operator $(\mathcal{F}_w^* \Gamma_{\text{noise}}^{-1} \mathcal{F}_w + \mathcal{C}_0^{-1})^{-1} : X^* \rightarrow X$.
- (iv) The difficulty in imposing the binary nature $w^* \in \{0, 1\}^m$ of the optimal experimental design w^* .

Significant advances have been made in terms of developing computational techniques to handle these issues. [14] lays out an efficient computational framework for the finite element discretisation and low-rank approximation of the posterior covariance, invoking the truncated singular value decomposition and the Sherman-Morrison-Woodbury formula [15] to handle (i) and (ii). Several variations on the low-rank approximation approach exist. [16] proposed a matrix-free method to obtain the low-rank approximation of the prior-preconditioned misfit Hessian $\mathcal{C}_0^{1/2} \mathcal{F}_w^* \Gamma_{\text{noise}}^{-1} \mathcal{F}_w \mathcal{C}_0^{1/2}$ for D-optimal designs, via the randomised subspace iteration algorithm [17]. By an equivalent formulation of (3), [18] demonstrated that when the number m of candidate sensor locations is low, it is instead beneficial to obtain a low-rank approximation in the measurement dimension m , as this can be done independently of the design w , and so re-used in iterative optimisation schemes. In [11], one instead took a “frozen low-rank approximation” of $\Gamma_{\text{noise}}^{-1/2} \mathcal{F} \mathcal{C}_0^{1/2}$, which retains independence of the design w , but is of significantly smaller dimension than the measurement-space formulation when m is larger than the discretisation dimension of the parameter space; we will later employ a similar approach when studying our numerical examples. For all variations, the low-rank decomposition and subsequent approximate inversion of the prior-preconditioned misfit Hessian enables the evaluation of

the trace in (iii), frequently via Monte Carlo trace estimators as proposed in [19], although we will in this article instead obtain trace evaluation directly as the trace of very low-dimensional matrices.

The above computational methods greatly alleviate (i)–(iii); however, the total computational cost of using iterative methods to solve the optimal design problem (2) may still be significant when using fine discretisations of the parameter space X and when the number of candidate sensor locations m is large. Moreover, as previously described, current approaches to resolving (iv) may in themselves be computationally costly, e.g. due to requiring continuation algorithms, employing non-smooth or non-convex penalty functionals, or requiring the use of specialised strategies as in [10]. While the convexity of the A-optimal objective (see [20, p. 267 (B.96)]) ensures the existence of a globally optimal design w^* for convex penalty functionals, thus also guaranteeing convergence of various iterative methods towards it, one generally does not obtain completely binary designs, and can in general not verify whether binary approximations of the iteration results are global optima.

Contribution The key contribution of this article is the novel perspective of studying non-smooth convex first-order optimality criteria for the 1-relaxed sensor placement problem ($\text{OED}_{m_0}^1$), and in doing so obtaining the ability to efficiently and precisely characterise global optima. In particular, Theorem 2 provides explicitly verifiable necessary and sufficient criteria for a given design w to be a global optimum of ($\text{OED}_{m_0}^1$), enabling an optimality analysis that to the author’s knowledge thus far was not available.

By a continuation-type algorithm inspired by [11], we moreover suggest an innovative algorithm (Algorithm 2) to approximate optimal binary designs, i.e. solutions of ($\text{OED}_{m_0}^0$), by iteratively solving ($\text{OED}_{m_0}^p$) for smaller and smaller p until binary designs are obtained. In contrast to previous continuation-type algorithms for optimal experimental design, Algorithm 2 is guaranteed to find a design using no more than a prescribed number m_0 of sensors, without the need for parameter tuning, and simultaneously provides a strict lower bound on the achievable objective value of any binary design.

Section 3 and in particular Theorems 5 and 9 directly support this effort by advancing the theory of low-rank, efficient evaluations of the A-optimal objective, developing expressions for trace-free evaluation of its two first derivatives without the need for componentwise calculations. The latter Theorem showcases efficient approaches to the situation where multiple observations are made per sensor, i.e. when $\mathcal{F} : X \rightarrow \mathbb{R}^{m_{\text{obs}}}$, $m_{\text{obs}} > 1$, with m being the number of sensors. Subsection 3.4 demonstrates the efficiency of these formulations by outlining the associated computational complexities.

Finally, Section 4 provides a detailed numerical study of our techniques – both theoretical and computational – when applied to an inverse source problem governed by the Helmholtz equation, and explores the binary designs generated by our proposed continuation-type algorithm.

Notation In what follows, X will always denote a separable Hilbert space, and X^* its topological dual space, consisting of all bounded linear functionals $x^* : X \rightarrow \mathbb{R}$. For any bounded linear operator $A : X \rightarrow X$, its *operator trace*, or simply *trace*, is for any choice of orthonormal basis $\{e_i\}_{i=1}^\infty \subset X$ given as $\text{tr}(A) := \sum_{i=1}^\infty \langle Ae_i, e_i \rangle_X$ if this sum converges, in which case it is independent of the precise basis choice above [21, Thm. 3.1].

2 Optimality in the sensor placement problem

We begin by formalising the discussion in the previous Section as a standing assumption. While the remaining discussion on inverse problems, the A-optimal objective and finite element discretisations in the Introduction serves to motivate our further considerations, they are not necessary for the development of our optimality criteria; we will, however, later demonstrate that all our assumptions are indeed satisfied for the case of the A-optimal objective.

Assumption 1. *Throughout, we assume that the objective functional $\mathcal{J} : \mathbb{R}^m \rightarrow \mathbb{R}$ is convex and continuously differentiable on a neighbourhood of $[0, 1]^m$.*

Given $m_0 \in \mathbb{N}$ and $p \in [0, 1]$, the (p -relaxed) *optimal design* $w^* \in \mathbb{R}^m$ is one that satisfies $(\text{OED}_{m_0}^p)$. As the constraint set $K_{m_0}^p$ is a compact set and \mathcal{J} is assumed to be continuous, existence of w^* in $K_{m_0}^p$ is ensured, although it may in general be non-unique. As previously remarked, the constraint set $K_{m_0}^p$ is only convex for $p = 1$; as such, we devote the rest of this section to the 1-relaxed problem $(\text{OED}_{m_0}^1)$, connecting it to the remaining problems in Section 4.

It is natural to ask whether the global optimum $w^* := w^{*1}$ of $(\text{OED}_{m_0}^1)$ will be found in the interior of $K_{m_0}^1$, or whether it will be found on its boundary $\partial K_{m_0}^1$. As $K_{m_0}^1$ is the intersection of the two closed sets $[0, 1]^m$ and $\bar{B}_{m_0}^1(0)$ – the closed 1-norm ball of radius m_0 around $\mathbf{0}$ in \mathbb{R}^m – its boundary is contained in the union of the two sets’ boundaries; explicitly, one can see that a design $w \in K_{m_0}^1$ satisfies $w \in \partial K_{m_0}^1$ if either $w_k = 0$ or $w_k = 1$ for *any* index $k \in \mathbb{N}$, $k \leq m$, or if $\sum_{k=1}^m w_k = m_0$.

From this, we see that it is desirable that at least $w^* \in \partial K_{m_0}^1$, as there is otherwise no hope for w^* to be binary in the sense $w^* \in \{0, 1\}^m$. While the most desirable outcome would that $w^* \in \{0, 1\}^m$ and $\sum_{k=1}^m w_k = m_0$, that is, w^* is a fully binary design utilising exactly m_0 sensors, this does not seem to occur frequently in practice for the 1-relaxed problem $(\text{OED}_{m_0}^1)$. However, as we will demonstrate, the presence of *any* binary indices in w^* already provides significant information on how to approximately solve $(\text{OED}_{m_0}^p)$ for general $p \in [0, 1]$.

In this section, we give sufficient conditions for binary indices in w^* to occur, which turn out to be surprisingly mild. By treating the constrained optimisation problem exactly, as opposed to employing a soft penalty term and/or a barrier method-based approach, this feature becomes a natural consequence of the first order optimality conditions in the convex, non-smooth optimisation problem $(\text{OED}_{m_0}^1)$.

The most important condition is that the monotonicity-type property

$$\nabla \mathcal{J}(w)_k < 0 \quad \text{for all } w \in K_{m_0}^1 \quad (5)$$

is satisfied for at least m_0 indices k . It is clear that such a condition prevents the optimum w^* from occurring in the interior of $K_{m_0}^1$, as the smooth first-order optimality criterion $\nabla \mathcal{J}(w^*) = \mathbf{0}$ cannot be satisfied. This is equivalent to demanding that

$$t \in [0, 1] \mapsto \mathcal{J}(w_1, \dots, w_{k-1}, t, w_{k+1}, \dots, w_m) \in \mathbb{R}$$

be a strictly decreasing map for all $w \in K_{m_0}^1$, for at least m_0 indices k . Intuitively, this can be interpreted as saying that at least m_0 of the sensors are always “informative”, in the sense that placing them will always improve, rather than worsen, the objective \mathcal{J} . While this condition may seem somewhat abstract, it turns out to be naturally satisfied for e.g. the A-optimal objective $\mathcal{J}(w) := \text{tr}(\mathcal{C}_{\text{post}}(w))$ – indeed, satisfied for all indices k – as we will demonstrate in Section 3.

Theorem 2. *Given Assumption 1 and $m_0 \in \mathbb{N}$, $m_0 \leq m$, the 1-relaxed OED problem $(\text{OED}_{m_0}^1)$ has at least one global minimum. Fix any $w^* \in K_{m_0}^1$. By reordering, if necessary, assume moreover that the gradient $\nabla \mathcal{J}(w^*) \in \mathbb{R}^m$ satisfies the ordering*

$$\nabla \mathcal{J}(w^*)_1 \leq \nabla \mathcal{J}(w^*)_2 \leq \dots \leq \nabla \mathcal{J}(w^*)_m \quad (6)$$

and that $\nabla \mathcal{J}(w^)_{m_0} < 0$. Let moreover $\underline{m}_0, \overline{m}_0 \in \mathbb{N}$, $\underline{m}_0, \overline{m}_0 \leq m$ denote the greatest resp. smallest index so that*

$$\begin{aligned} \nabla \mathcal{J}(w^*)_{\underline{m}_0} &< \nabla \mathcal{J}(w^*)_{\underline{m}_0+1}, \\ \nabla \mathcal{J}(w^*)_{\overline{m}_0} &< \nabla \mathcal{J}(w^*)_{\overline{m}_0+1}, \end{aligned}$$

noting the strict inequalities, i.e. such that $\nabla \mathcal{J}(w^)_k = \nabla \mathcal{J}(w^*)_{m_0}$ for all $k \in \mathbb{N}$, $\underline{m}_0 < k < \overline{m}_0$. Then w^* is a global minimum of $(\text{OED}_{m_0}^1)$, equivalently a local minimum of $(\text{OED}_{m_0}^1)$, if and only if the following statements hold:*

1. $\sum_{k=1}^m w_k^* = m_0$. In particular, $w^* \in \partial K_{m_0}^1$.

2. $w_k^* = 1$ for all $k \leq m_0$.
3. $w_k^* = 0$ for all $k \geq \overline{m_0}$.

Proof. Equivalence of local and global minima for convex optimisation over convex, compact sets is a classical result, found in e.g. [22, Prop. B.10].

To see 1., fix any $w \in K_{m_0}^1$ so that $m_w := \sum_{k=1}^m w_k < m_0$. In particular, one must have $w_k < 1$ for at least one $k \leq m_0$, as otherwise $m_w \geq m_0$. Define $v \in K_{m_0}^1$ by $v_k = w_k$ for $k \leq m_0$ and $v_k = 0$ otherwise, as well as $m_v := \sum_{k=1}^m v_k \leq \sum_{k=1}^m w_k = m_w < m$. Now

$$t \in [0, 1] \mapsto \mathcal{J} \left(w + t \frac{m_0 - m_w}{m - m_v} (1 - v) \right) \in \mathbb{R}$$

is a strictly decreasing function, in particular having no local minima except at $t = 1$, with $w + t \frac{m_0 - m_w}{m - m_v} \in K_{m_0}^1$ for all t and satisfying $\sum_{k=1}^m \left[w_k + t \frac{m_0 - m_w}{m - m_v} (1 - v_k) \right] = m_w + t \frac{m_0 - m_w}{m - m_v} (m - m_v) = m_0$ for $t = 1$.

For 2., we start by noting that as \mathcal{J} is convex by Assumption 1 and \mathcal{R} is the indicator function for a convex set, [23, Thm. 27.4] implies that w^* satisfies (2) if and only if

$$\langle \nabla \mathcal{J}(w^*), w - w^* \rangle_{\mathbb{R}^m} \geq 0 \quad (7)$$

for all $w \in K_{m_0}^1$. Writing for convenience $\mathfrak{J} := -\nabla \mathcal{J}(w^*) \in \mathbb{R}^m$, one sees that (7) is equivalent to demanding $\langle \mathfrak{J}, w \rangle_{\mathbb{R}^m} \leq \langle \mathfrak{J}, w^* \rangle_{\mathbb{R}^m}$ for all $w \in K_{m_0}^1$. Since the $(\mathfrak{J}_k)_{k=1}^m$ are already ordered, it is immediate that

$$\sup_{w \in K_{m_0}^1} \langle \mathfrak{J}, w \rangle_{\mathbb{R}^m} = \sup_{\substack{w \in [0,1]^m \\ \sum_{k=1}^m w_k \leq m_0}} \sum_{k=1}^m \mathfrak{J}_k w_k = \sum_{k=1}^{m_0} \mathfrak{J}_k.$$

As a supremum of a continuous function over a compact set, this is attained – necessarily at w^* – meaning

$$\sum_{k=1}^m \mathfrak{J}_k w_k^* = \langle \mathfrak{J}, w^* \rangle_{\mathbb{R}^m} = \sum_{k=1}^{m_0} \mathfrak{J}_k.$$

As $w^* \in K_{m_0}^1$, this equality can only hold if the w^* maximise the effect of the ordering of the $(\mathfrak{J}_k)_{k=1}^m$. In particular, it holds if and only if $\sum_{k=1}^m w_k^* = m_0$, $w_k^* = 1$ for $k \leq m_0$ and $w_k^* = 0$ for $k \geq \overline{m_0}$. Due to the equality $\mathfrak{J}_k = \mathfrak{J}_{m_0} > 0$ for all $k \in \mathbb{N}$, $\underline{m_0} < k < \overline{m_0}$, no further information can be deduced regarding these “free” indices. The remaining claims are all variations on the above proof. \square

To summarise, the above Theorem demonstrates that under a mild monotonicity condition, the optimal design will always utilise all m_0 of its permitted sensor placement, and further ties optimality to the ordering of the gradient components in the optimum. Figure 4 on page 22 provides a visual representation of this ordering and demonstrates that the equality $\nabla \mathcal{J}(w^*)_k = \nabla \mathcal{J}(w^*)_{m_0}$ for the “free indices” $k \in \mathbb{N}$, $\underline{m_0} < k < \overline{m_0}$ can be numerically verified and may in fact hold for a relatively large number of k .

Based on the above, it is possible to derive a rather surprising corollary, allowing one to infer *individual* indices of any global optimum w^* given only computations of the gradient in auxiliary points. The key observation for this purpose is that as $\nabla \mathcal{J}$ is continuous over the compact constraint set $K_{m_0}^1$, $\nabla \mathcal{J}$ is naturally Lipschitz continuous. Estimating a Lipschitz-type constant may then prove sufficient to obtain some information on the ordering (6) already from observing the ordering of gradients computed in arbitrarily chosen other points w . Explicitly, this result takes the following form:

Corollary 3. *Given Assumption 1, let w^* be a global optimum of $(\text{OED}_{m_0}^1)$, and let the constant $L > 0$ be such that $\|\nabla \mathcal{J}(w^*)_k - \nabla \mathcal{J}(w)_k\| \leq L\|w^* - w\|$ for all $w \in [0, 1]^m$. Define the constants*

$$L_0 := \sqrt{m_0}L, \quad L_1 := \sqrt{m - m_0}L, \quad L_2 := \sqrt{2m_0}L.$$

For any fixed index $k \in \mathbb{N}$, $k \leq m$, the following then all hold:

1. Assume that at least one of the following hold:

- $\nabla \mathcal{J}(\mathbf{0})_k + 2L_0 < \nabla \mathcal{J}(\mathbf{0})_{k'}$ for at least $m - m_0$ indices $k' \in \mathbb{N}$, $k' \leq m$.
- $\nabla \mathcal{J}(\mathbf{1})_k + 2L_1 < \nabla \mathcal{J}(\mathbf{1})_{k'}$ for at least $m - m_0$ indices $k' \in \mathbb{N}$, $k' \leq m$.
- There is some $w^0 \in K_{m_0}^1$ so that $\nabla \mathcal{J}(w^0)_k + 2L_2 < \nabla \mathcal{J}(w^0)_{k'}$ for at least $m - m_0$ indices $k' \in \mathbb{N}$, $k' \leq m$.

Then $w_k^* = 1$.

2. Assume that at least one of the following hold:

- $\nabla \mathcal{J}(\mathbf{0})_k - 2L_0 > \nabla \mathcal{J}(\mathbf{0})_{k'}$ for at least m_0 indices $k' \in \mathbb{N}$, $k' \leq m$.
- $\nabla \mathcal{J}(\mathbf{1})_k - 2L_1 > \nabla \mathcal{J}(\mathbf{1})_{k'}$ for at least m_0 indices $k' \in \mathbb{N}$, $k' \leq m$.
- There is some $w^0 \in K_{m_0}^1$ so that $\nabla \mathcal{J}(w^0)_k - 2L_2 > \nabla \mathcal{J}(w^0)_{k'}$ for at least m_0 indices $k' \in \mathbb{N}$, $k' \leq m$.

Then $w_k^* = 0$.

Proof. Fix a global optimum $w^* \in K_{m_0}^1$. The existence of L is clear from continuous differentiability of \mathcal{J} ; indeed, as $\nabla \mathcal{J}$ is continuous and $[0, 1]^m$ is compact, $\nabla \mathcal{J}$ is Lipschitz continuous, and the Lipschitz constant serves as an upper bound on feasible L .

We proceed by first proving 1. Assume that indices k, k' satisfying

$$\nabla \mathcal{J}(\mathbf{0})_k + 2L_0 < \nabla \mathcal{J}(\mathbf{0})_{k'}$$

are given. We claim that $\nabla \mathcal{J}(w^*)_k < \nabla \mathcal{J}(w^*)_{k'}$. Indeed,

$$|\nabla \mathcal{J}(w^*)_k - \nabla \mathcal{J}(\mathbf{0})_k| \leq \|\nabla \mathcal{J}(w^*) - \nabla \mathcal{J}(\mathbf{0})\| \leq L\|w^*\| \leq \sqrt{m_0}L = L_0,$$

as $w^* \in K_{m_0}^1 \subseteq [0, 1]^m$ implies $\|w^*\| = (\sum_{l=1}^m (w_l^*)^2)^{1/2} \leq (\sum_{l=1}^m w_l^*)^{1/2} \leq \sqrt{m_0}^{1/2}$.

As an identical bound holds for $|\nabla \mathcal{J}(w^*)_{k'} - \nabla \mathcal{J}(\mathbf{0})_{k'}|$, one has

$$\nabla \mathcal{J}(w^*)_k \leq \nabla \mathcal{J}(\mathbf{0})_k + L_0 < \nabla \mathcal{J}(\mathbf{0})_{k'} - L_0 < \nabla \mathcal{J}(w^*)_{k'},$$

as required. By assumption, there are thus at least $m - m_0$ indices k' such that $\nabla \mathcal{J}(w^*)_k < \nabla \mathcal{J}(w^*)_{k'}$; hence, it follows from Theorem 2, 2. that $w_k^* = 1$, as claimed.

The remaining cases are all analogous, utilising

$$\|\mathbf{1} - w^*\| = \left(\sum_{l=1}^m (1 - w_l^*)^2 \right)^{1/2} \leq \left(\sum_{l=1}^m 1 - w_l^* \right)^{1/2} = \sqrt{m - m_0},$$

where we have used Theorem 2, 1., as well as

$$\|w^* - w^0\| = \left(\sum_{l=1}^m (w_l^* - w_l^0)^2 \right)^{1/2} \leq \left(\sum_{l=1}^m |w_l^* - w_l^0| \right)^{1/2} \leq \left(\sum_{l=1}^m w_l^* + w_l^0 \right)^{1/2} \leq \sqrt{2m_0}$$

due to $w^*, w^0 \in K_{m_0}^1 \subseteq [0, 1]^m$. □

Corollary 3 is remarkable in that one may be able to provide a partial solution of the best sensors placement problem solely by computing the Lipschitz-type constant L and two or three gradients. Moreover, any information yielded by Corollary 3 is fully binary, that is, sensors will be set to either exactly 0 (no sensor placed at the k -th location) or 1 (sensor placed at the k -th location). Taken together with Theorem 2, this suggests the following naming conventions:

Definition 4. Given the 1-relaxed OED problem $(\text{OED}_{m_0}^1)$, an index $k \in \mathbb{N}$, $k \leq m$ and a global optimum w^* , we call k :

- Dominant if $w_k^* = 1$.
- Redundant if $w_k^* = 0$.
- Free otherwise.

In practice, the Lipschitz-type constant L may be too large to make practical use of Corollary 3, and in Section 4, we will instead determine w^* via standard constrained solvers and employ Theorem 2 as verification. Nevertheless, we do wish to comment on an interesting consequence of Corollary 3: If there is indeed a sufficient gap in the gradient, due to some sensors in some sense “always” providing better information than others, or conversely some sensors providing inferior information, then one may fix these sensors a priori, eliminating them as variables, and obtaining a permanent dimensionality reduction in the minimisation problem; this idea will be employed in our later numerics.

3 Globally A-optimal designs

In this section, we demonstrate the applicability of Theorem 2. While the formulation of this Theorem is rather abstract, it is intended as the basis for an efficient computational method for solving the best sensors placement problem. As a concrete example, we fix for the remainder of the paper $X := L^2(\Omega)$ for some compact domain $\Omega \subseteq \mathbb{R}^d$, $d \in \mathbb{N}$, and consider the problem of obtaining A-optimal designs when the experimenter has fixed an n -dimensional discretisation of $L^2(\Omega)$ a priori, $n \in \mathbb{N}$.

3.1 Finite element discretisation

Following the conventions of [14], we consider discretisation of $X = L^2(\Omega)$, of the forward map $\mathcal{F} : X \rightarrow \mathbb{R}^m$ and of the prior covariance via finite elements. The optimal experimental design is then found with respect to the corresponding discretised inverse problem.

As a guiding example, we first consider a truly infinite-dimensional prior covariance $\mathfrak{C}_0 : L^2(\Omega) \rightarrow L^2(\Omega)$, which we assume consists of two applications of a self-adjoint PDE solution operator, that is, $\mathfrak{C}_0 = \mathfrak{K}^{-2}$ for some densely defined differential operator \mathfrak{K} on $L^2(\Omega)$. Discretisation is carried out in the following manner: One constructs a finite-dimensional subspace

$$\text{span}\{\phi_i\}_{i=1}^n =: V_h \subset L^2(\Omega) \cap \text{dom}(\mathfrak{K})$$

with linearly independent Lagrange basis functions $(\phi_i)_{i=1}^n \subset L^2(\Omega)$, and considers the discretised problems of recovering the coefficients $(a_i)_{i=1}^n \subset \mathbb{R}^n$ of the projection $f_h = \sum_{i=1}^n a_i \phi_i \in V_h$ of the true unknown source $f \in L^2(\Omega)$ onto V_h . One can then construct the *mass* and *stiffness* matrices \mathbf{M} and \mathbf{K} in $\mathbb{R}^{n \times n}$ via

$$\mathbf{M}_{ij} := \int_{\Omega} \phi_i \phi_j \, dx, \quad \mathbf{K}_{ij} := \int_{\Omega} \phi_i \mathfrak{K} \phi_j \, dx \quad \text{for all } i, j \in \mathbb{N}, i, j \leq n.$$

The discretised prior $\mathcal{C}_0 : \mathbb{R}_{\mathbf{M}}^n \rightarrow \mathbb{R}_{\mathbf{M}}^n$ is now given as $\mathcal{C}_0 = \mathcal{C}_0^{1/2} \mathcal{C}_0^{1/2} := \mathbf{K}^{-1} \mathbf{M} \mathbf{K}^{-1} \mathbf{M}$, where $\mathbb{R}_{\mathbf{M}}^n$ is the weighted finite-dimensional inner product space equipped with the inner product $(a, a')_{\mathbf{M}} := \langle a, \mathbf{M} a' \rangle_{\mathbb{R}^n}$. If the source-to-observable map $\mathcal{F} : L^2(\Omega) \rightarrow \mathbb{R}^m$ is on the form $\mathcal{F} = \mathcal{O} \circ A$, where A is a PDE solution operator and \mathcal{O} a finite observation map, then a similar strategy discretises A and \mathcal{O} ; we denote by $\mathbf{F} : \mathbb{R}_{\mathbf{M}}^n \rightarrow \mathbb{R}^m$ the matrix of the discretised source-to-observable map, satisfying $\mathbf{F}^* = \mathbf{M}^{-1} \mathbf{F}^T$ by [14, p. 9 (3.4)].

3.2 The A-optimal objective

We now reintroduce the dependence on the design w , and assume $\Gamma_{\text{noise}} \in \mathbb{R}^{m \times m}$ is a diagonal matrix, i.e. the noise is spatially uncorrelated; this assumption leads to $M_w \Gamma_{\text{noise}}^{-1} M_w = \Gamma_{\text{noise}}^{-1/2} M_w \Gamma_{\text{noise}}^{-1/2}$. For convenience, we henceforth substitute w^2 with w .

In this setting, [14, p. 10 (3.10) & p. 13 (5.2)] yield that the posterior distribution of the discretisation of the inverse problem (1) given the discretised prior \mathcal{C}_0 is

$$\mathcal{C}_{\text{post}} = \left(\mathbf{F}^* \Gamma_{\text{noise}}^{-1/2} M_w \Gamma_{\text{noise}}^{-1/2} \mathbf{F} + \mathcal{C}_0^{-1} \right)^{-1} = \mathcal{C}_0^{1/2} \left(\mathcal{C}_0^{1/2} \mathbf{F}^* \Gamma_{\text{noise}}^{-1/2} M_w \Gamma_{\text{noise}}^{-1/2} \mathbf{F} \mathcal{C}_0^{1/2} + I \right)^{-1} \mathcal{C}_0^{1/2} \quad (8)$$

As adjoints in $\mathbb{R}_{\mathbf{M}}^n$ require some additional attention, which we here seek to bypass, we alter (8) into an equivalent formulation with the key operations taking place in \mathbb{R}^n , without the weighted inner product. Indeed, let the mass matrix $\mathbf{M} \in \mathbb{R}^{n \times n}$ be decomposed as $\mathbf{M} = (\mathbf{M}^{1/2})^T \mathbf{M}^{1/2}$. Treating the half-power $\mathbf{M}^{1/2}$ as a map from $\mathbb{R}_{\mathbf{M}}^n$ to \mathbb{R}^n , resp. treating the half-power $\mathbf{M}^{-1/2}$ as a map from \mathbb{R}^n to $\mathbb{R}_{\mathbf{M}}^n$, as well as repeatedly employing the Sherman-Morrison-Woodbury formula $(A + (BC)^{-1})^{-1} = C(BAC + I)^{-1}B$ for generic matrices A, B, C , the latter two being invertible, (8) is equivalent to

$$\begin{aligned} \mathcal{C}_{\text{post}}(w) &= \mathcal{C}_0^{1/2} \mathbf{M}^{-1/2} \left(\mathbf{M}^{1/2} \mathcal{C}_0^{1/2} \mathbf{F}^* \Gamma_{\text{noise}}^{-1/2} M_w \Gamma_{\text{noise}}^{-1/2} \mathbf{F} \mathcal{C}_0^{1/2} \mathbf{M}^{-1/2} + I \right)^{-1} \mathbf{M}^{1/2} \mathcal{C}_0^{1/2} \\ &= \mathcal{C}_0^{1/2} \mathbf{M}^{-1/2} \left(\mathbf{M}^{1/2} \mathbf{K}^{-1} \mathbf{M} \mathbf{M}^{-1} \mathbf{F}^T \Gamma_{\text{noise}}^{-1/2} M_w \Gamma_{\text{noise}}^{-1/2} \mathbf{F} \mathbf{K}^{-1} \mathbf{M} \mathbf{M}^{-1/2} + I \right)^{-1} \mathbf{M}^{1/2} \mathcal{C}_0^{1/2} \\ &= \mathcal{C}_0^{1/2} \mathbf{M}^{-1/2} \left(\mathbf{M}^{1/2} \mathbf{K}^{-1} \mathbf{F}^T \Gamma_{\text{noise}}^{-1/2} M_w \Gamma_{\text{noise}}^{-1/2} \mathbf{F} \mathbf{K}^{-1} (\mathbf{M}^{1/2})^T + I \right)^{-1} \mathbf{M}^{1/2} \mathcal{C}_0^{1/2} \\ &= \mathcal{C}_0^{1/2} \mathbf{M}^{-1/2} \left(\widehat{\mathbf{F}}^T M_w \widehat{\mathbf{F}} + I \right)^{-1} \mathbf{M}^{1/2} \mathcal{C}_0^{1/2} \end{aligned} \quad (9)$$

where $\widehat{\mathbf{F}} := \Gamma_{\text{noise}}^{-1/2} \mathbf{F} \mathbf{K}^{-1} (\mathbf{M}^{1/2})^T = \Gamma_{\text{noise}}^{-1/2} \mathbf{F} \mathcal{C}_0^{1/2} \mathbf{M}^{-1/2} \in \mathbb{R}^{m \times n}$ is treated as a real matrix mapping between \mathbb{R}^n and \mathbb{R}^m , without the weighted inner product. Defining $C := \mathbf{M}^{1/2} \mathcal{C}_0 \mathbf{M}^{-1/2} \in \mathbb{R}^{n \times n}$ and utilising the cyclic nature of the trace, we have

$$\mathcal{J}(w) := \text{tr}(\mathcal{C}_{\text{post}}(w)) = \text{tr} \left(\left(\widehat{\mathbf{F}}^T M_w \widehat{\mathbf{F}} + I \right)^{-1} C \right). \quad (10)$$

3.3 Low-rank calculation of the A-optimal objective

While (10) provides a rather compact expression for the A-optimal objective, it is nevertheless a trace involving the inverse of a four-times PDE solution operator; the computational effort required to evaluate this expression can be fairly daunting.

To overcome this challenge, and as discussed in the Introduction, *low-rank decompositions* have seen a high degree of popularity in works on A-optimality. Here, parts or all of the so-called prior-preconditioned misfit Hessian $\widehat{\mathbf{F}}^T M_w \widehat{\mathbf{F}} : \mathbb{R}^n \rightarrow \mathbb{R}^n$ appearing in (10) are substituted by a product of low-rank matrices. In so doing, one is able to significantly facilitate the inversion and subsequent trace evaluation, which may otherwise prove computationally unfeasible.

In what follows, we take an approach that is rather similar to the frozen low-rank approach employed in [11], wherein the prior-preconditioned design-free forward operator $\widehat{\mathbf{F}}$ (equivalently, its transpose $\widehat{\mathbf{F}}^T$) is approximated via low-rank matrices. In the cited work, the authors take a singular valued decomposition (SVD)-based approach to this low-rank decomposition. As a notational convenience, we will instead formulate this as a QR-type decomposition; the merits of this will become clear in Theorem 5.

However, it is worth noting that most implementations of the QR algorithm, particularly those that provide low-rank approximations via e.g. pivoting [24], are not matrix-free. In cases where m and n are sufficiently modest, it may be feasible, as well as rather fast, to assemble $\widehat{\mathbf{F}}^T$ in memory and perform the QR decomposition directly; however, this is of limited use for many realistic and interesting scenarios, where both the discretisation dimension n and the number of candidate sensor locations m are very large.

With this in mind, we obtain our QR decomposition by means of a matrix-free SVD approach, as, if one is given the singular value decomposition $\hat{\mathbf{F}}^T = USV^T$, then $Q := U$ and $R := SV^T$ forms a valid QR-type decomposition of $\hat{\mathbf{F}}^T$; see Algorithm 1 for details. While such a decomposition will generally not allow R to be lower triangular, this could be achieved by taking a secondary thin QR decomposition of the assembled matrix R and modifying the original Q appropriately; our theoretical results will not rely on such a property.

Regardless of choice of decomposition and notation, such a frozen approach can yield significant computational savings by avoiding the need for further PDE solves. As the frozen decomposition is independent of the design w , and so needs only be computed once, this allows for vastly accelerated computation. In the below, we will not address the precise origin of the decomposition; indeed, as the discretised adjoint operator $\hat{\mathbf{F}}^T : \mathbb{R}^m \rightarrow \mathbb{R}^n$ is a matrix, the existence of an exact QR decomposition is theoretically guaranteed; the error analysis when using an inexact QR decomposition mirrors that of [14, p. 14], wherein it is asserted that the error committed by inverting the low-rank approximation is proportional to the rational sum $\sum_{i>\ell} \frac{\lambda_i}{\lambda_i+1}$ of neglected eigenvalues of the misfit Hessian.

In what the author believes to be a novel result, we show that such a frozen decomposition leads to a trace-free, low-dimensional expression (13) for evaluating the entire gradient of the A-optimal objective (10) in a single computation, and similarly for the Hessian. This is particularly noteworthy, as it entirely bypasses the need for separate evaluation of each gradient component, which can be computationally taxing for large values $m \in \mathbb{N}$ of candidate sensor locations, and does not necessitate methods such as trace estimation, which have proven to be a major computational cost in other works, e.g. [11].

Theorem 5 (A-optimal objective via QR). *Consider the A-optimal objective*

$$\mathcal{J}(w) := \text{tr}(\mathcal{C}_{\text{post}}(w)) = \text{tr} \left(\left(\hat{\mathbf{F}}^T M_w \hat{\mathbf{F}} + I \right)^{-1} C \right),$$

where $C := \mathbf{M}^{1/2} \mathcal{C}_0 \mathbf{M}^{-1/2} \in \mathbb{R}^{n \times n}$ as in (10). Let $\ell \in \mathbb{N}$ be such that $\hat{\mathbf{F}}^T = QR \in \mathbb{R}^{n \times m}$, where $Q \in \mathbb{R}^{n \times \ell}$ is a partial isometry, that is, $Q^T Q = I_\ell \in \mathbb{R}^{\ell \times \ell}$, the ℓ -dimensional identity matrix, and $R \in \mathbb{R}^{\ell \times m}$. Additionally, write $\mathcal{L}_w := RM_w R^T + I_\ell \in \mathbb{R}^{\ell \times \ell}$. Then, given data $g \in \mathbb{R}^m$, a prior mean $m_0 \in \mathbb{R}^n$ and a prior covariance $\mathcal{C}_0 \in \mathbb{R}^{n \times n}$, the posterior distribution in (3) satisfies

$$\begin{aligned} m_{\text{post}}(w) &= \mathcal{C}_0^{1/2} \mathbf{M}^{-1/2} Q \mathcal{L}_w^{-1} R \Gamma_{\text{noise}}^{-1/2} g + \mathcal{C}_{\text{post}} \mathcal{C}_0^{-1} m_0, \\ \mathcal{C}_{\text{post}}(w) &= \mathcal{C}_0^{1/2} \mathbf{M}^{-1/2} \left(I - Q Q^T + Q \mathcal{L}_w^{-1} Q^T \right) \mathbf{M}^{1/2} \mathcal{C}_0^{1/2} \end{aligned} \quad (11)$$

and in a neighbourhood of $[0, 1]^m$, the objective functional \mathcal{J} , its gradient and its Hessian matrix satisfy

$$\mathcal{J}(w) = \text{tr}(C) - \text{tr}(\hat{C}) + \text{tr} \left(\mathcal{L}_w^{-1} \hat{C} \right) \in \mathbb{R}, \quad (12)$$

$$\nabla \mathcal{J}(w) = \left(- \left| \hat{C}^{1/2} \mathcal{L}_w^{-1} R e_k \right|^2 \right)_{k=1}^m \in \mathbb{R}^m, \quad (13)$$

$$H_{\mathcal{J}}(w) = 2 \left[R^T \mathcal{L}_w^{-1} \hat{C} \mathcal{L}_w^{-1} R \right] \odot \left[R^T \mathcal{L}_w^{-1} R \right] \in \mathbb{R}^{m \times m}. \quad (14)$$

Here, $\odot : \mathbb{R}^{m_1 \times m_2} \times \mathbb{R}^{m_1 \times m_2} \rightarrow \mathbb{R}^{m_1 \times m_2}$ is the Schur product (also known as Hadamard product or elementwise matrix product) satisfying

$$(A^1 \odot A^2)_{lk} := A_{lk}^1 A_{lk}^2 \quad \text{for all } k, l \in \mathbb{N}, k \leq m_1, l \leq m_2$$

for any positive integers $m_1, m_2 \in \mathbb{N}$ and any $m_1 \times m_2$ matrices A^1, A^2 . Moreover, $e_k \in \mathbb{R}^m$ is the k -th unit vector, and $\hat{C} := Q^T C Q \in \mathbb{R}^{\ell \times \ell}$ is independent of w and is decomposed as $\hat{C} = (\hat{C}^{1/2})^T \hat{C}^{1/2}$.

Proof. By construction,

$$\text{tr}(\mathcal{C}_{\text{post}}(w)) = \text{tr} \left(\left(\widehat{\mathbf{F}}^T M_w \widehat{\mathbf{F}} + I \right)^{-1} C \right) = \text{tr} \left(\left(Q R M_w R^T Q^T + I \right)^{-1} C \right),$$

where $I \in \mathbb{R}^{n \times n}$ is the n -dimensional identity matrix. As $R M_w R^T \in \mathbb{R}^{\ell \times \ell}$ is possibly singular (particularly if w contains multiple zero entries), the above inversion requires a variation of the famous Sherman-Morrison-Woodbury formula, due to [25, p. 7 (23)]; applying it once forwards and once backwards yields

$$\left(Q R M_w R^T Q^T + I \right)^{-1} = I - Q \left(R M_w R^T + I_\ell \right)^{-1} R M_w R^T Q^T = I - Q \left(I_\ell - \mathcal{L}_w^{-1} \right) Q^T$$

via the identity $Q^T Q = I_\ell$. (11) follows when inserting the above into the expression for $m_{\text{post}}(w)$, again employing $\mathbf{M}^{1/2} \mathbf{K}^{-1} \mathbf{F}^T \Gamma_{\text{noise}}^{-1/2} = Q R$ and $Q^T Q = I_\ell$, while (12) follows by again taking advantage of the cyclic nature of the trace.

To obtain (13), we fix $k \in \mathbb{N}$, $k \leq m$ and differentiate (c.f. [20, Thms. B.17 & B.19]):

$$\begin{aligned} \frac{\partial}{\partial w_k} \mathcal{J}(w) &= \frac{\partial}{\partial w_k} \text{tr}(\mathcal{L}_w^{-1} C) = -\text{tr} \left(\mathcal{L}_w^{-1} [D_w \mathcal{L}_w] e_k \mathcal{L}_w^{-1} \widehat{C} \right) \\ &= -\text{tr} \left(\mathcal{L}_w^{-1} R M_{e_k} R^T \mathcal{L}_w^{-1} \widehat{C} \right) = -\text{tr} \left(R^T \mathcal{L}_w^{-1} \widehat{C} \mathcal{L}_w^{-1} R M_{e_k} \right) \\ &= -\sum_{l=1}^m \left\langle R^T \mathcal{L}_w^{-1} \widehat{C} \mathcal{L}_w^{-1} R M_{e_k} e_l, e_l \right\rangle_{\mathbb{R}^m} = -\left\langle R^T \mathcal{L}_w^{-1} \widehat{C} \mathcal{L}_w^{-1} R e_k, e_k \right\rangle_{\mathbb{R}^m} \\ &= -\left\langle \widehat{C}^{1/2} \mathcal{L}_w^{-1} R e_k, \widehat{C}^{1/2} \mathcal{L}_w^{-1} R e_k \right\rangle_{\mathbb{R}^\ell} = -\left| \widehat{C}^{1/2} \mathcal{L}_w^{-1} R e_k \right|^2, \end{aligned}$$

using the quotient and chain rules as well as the cyclic nature and definition of the trace, along with the fact that $M_{e_l} e_k = e_k$ if $k = l$ and equals 0 otherwise.

Finally, the Hessian (14) follows from a straightforward differentiation of (13), coupled with the facts that $\langle x, M_{e_l} y \rangle_{\mathbb{R}^m} = x_l y_l$ and $(A e_k)_l = A_{lk}$ for all $x, y \in \mathbb{R}^m$, all $A \in \mathbb{R}^{m \times m}$ and all standard unit vectors $e_k, e_l \in \mathbb{R}^m$, $k, l \in \mathbb{N}$, $k, l \leq m$. Explicitly,

$$\begin{aligned} \frac{\partial}{\partial w_k \partial w_l} \mathcal{J}(w) &= 2 \left\langle \widehat{C}^{1/2} \mathcal{L}_w^{-1} R e_k, \widehat{C}^{1/2} \mathcal{L}_w^{-1} R M_{e_l} R^T \mathcal{L}_w^{-1} R e_k \right\rangle_{\mathbb{R}^\ell} \\ &= 2 \left\langle R^T \mathcal{L}_w^{-1} \widehat{C} \mathcal{L}_w^{-1} R e_k, M_{e_l} R^T \mathcal{L}_w^{-1} R e_k \right\rangle_{\mathbb{R}^m} \\ &= 2 \left(R^T \mathcal{L}_w^{-1} \widehat{C} \mathcal{L}_w^{-1} R e_k \right)_l \left(R^T \mathcal{L}_w^{-1} R e_k \right)_l \\ &= 2 \left(R^T \mathcal{L}_w^{-1} \widehat{C} \mathcal{L}_w^{-1} R \right)_{lk} \left(R^T \mathcal{L}_w^{-1} R \right)_{lk}, \end{aligned}$$

which is equivalent to the claimed form of the Hessian. Positive semidefiniteness is a consequence of the Schur product theorem [26, Thm. VII] and the positive semidefiniteness of the matrices \widehat{C} and \mathcal{L}_w coupled with evident self-adjointness of the two components. \square

As a consequence of the above, we consistently employ the notation $\ell \in \mathbb{N}$ to denote our “low-rank dimension”, being the smallest integer allowing for a frozen ℓ -rank QR decomposition of the prior-preconditioned adjoint and satisfying $\ell \leq \min\{m, n\}$. Practically, ℓ may be chosen significantly smaller via truncation; as an example, one may indeed compute the low-rank approximation of $\widehat{\mathbf{F}}$ via a truncated SVD, then collapse the last two components to form the matrix R . The following properties are furthermore immediate:

- The components of $\nabla \mathcal{J}(w)$ equal -1 times the column norms of the thin $\ell \times m$ matrix $\widehat{C}^{1/2} \mathcal{L}_w^{-1} R$, allowing for efficient computation by assembling the matrix, then evaluating the Euclidean norms of each of its columns. Strategies to evaluate this quantity as efficiently as possible are highlighted in Subsection 3.4.
- If R has no columns identically equal to 0, one has $\nabla \mathcal{J}(w)_k < 0$ for all $w \in [0, 1]^m$ and all $k \in \mathbb{N}$, $k \leq m$, verifying the monotonicity condition of Theorem 2. Evidently, $\nabla \mathcal{J}(w)_k \leq 0$, and equality cannot hold as $Re_k \neq 0$, with the two other matrices being invertible by construction. Conversely, $Re_k = 0$ would imply that the k -th sensor is redundant, and so can be removed from the OED.
- $H_{\mathcal{J}}(w)$ is positive semidefinite for all w , that is, \mathcal{J} is a convex function, and $H_{\mathcal{J}}(w)$ satisfies

$$\|H_{\mathcal{J}}(w)\| \leq 2\|\mathcal{L}_w^{-1}\|^3 \|\widehat{C}\| \|RR^T\|^2 \leq 2\|\widehat{C}\| \|RR^T\|^2 \quad (15)$$

for all $w \in K$ by first employing the general inequality $\|A \odot B\| \leq \|A\| \|B\|$ for all $m \times m$ matrices A, B , see [27]¹, then applying the Sherman-Morrison-Woodbury formula, which yields that the eigenvalues of $\mathcal{L}_w^{-1} = (RM_w R^T + I_\ell)^{-1}$ are precisely

$$\left\{ \frac{1}{1 + \lambda_w} \mid \lambda_w \in \sigma(RM_w R^T) \right\};$$

by positive semi-definiteness of $RM_w R^T$ for all $w \in [0, 1]^m$, this family is bounded above by 1, yielding $\|(RM_w R^T + I_\ell)^{-1}\| \leq 1$.

- The Hessian $H_{\mathcal{J}}(w)$ can efficiently be applied to arbitrary $v \in \mathbb{R}^m$ without setting up any large (i.e. $m \times m$) matrices by taking advantage of the elementary identities $(A^1 \odot A^2)v = \text{diag}(A^1 M_v (A^2)^T)$ and $\text{diag}(AB^T) = \left(\sum_{l=1}^\ell A_{kl} B_{kl} \right)_{k=1}^m = \left(\sum_{l=1}^\ell (A \odot B)_{kl} \right)_{k=1}^m =: \sum_{\text{rows}} (A \odot B) \in \mathbb{R}^m$ for arbitrary $m \times \ell$ matrices A, B ; combining these properties yields the formula

$$\begin{aligned} H_{\mathcal{J}}(w)v &= 2 \left[R^T \mathcal{L}_w^{-1} \widehat{C} \mathcal{L}_w^{-1} R \right] \odot \left[R^T \mathcal{L}_w^{-1} R \right] v \\ &= 2 \text{diag} \left(R^T \mathcal{L}_w^{-1} \widehat{C} \mathcal{L}_w^{-1} R M_v R^T \mathcal{L}_w^{-1} R \right) \\ &= 2 \sum_{\text{rows}} \left[R^T \mathcal{L}_w^{-1} \widehat{C} \mathcal{L}_w^{-1} R M_v R^T \right] \odot \left[R^T \mathcal{L}_w^{-1} R \right] \end{aligned} \quad (16)$$

where it is sufficient to obtain the small $\ell \times m$ matrix $\mathcal{L}_w^{-1} R = (RM_w R^T + I_\ell)^{-1} R$ only once, and which requires setting up only the Schur product of two small $m \times \ell$ matrices, as opposed to taking the Schur product of two large $m \times m$ matrices when setting up the full Hessian.

The above bound on the Hessian immediately allows us to apply the results of Section 2:

Corollary 6. *Corollary 3 applies for \mathcal{J} being the A -optimal objective, with*

$$L_0 := \sqrt{m_0} \ell^2 \|\widehat{C}\| \|RR^T\|^2, \quad L_1 := \sqrt{m - m_0} \ell^2 \|\widehat{C}\| \|RR^T\|^2, \quad L_2 := \sqrt{2m_0} \ell^2 \|\widehat{C}\| \|RR^T\|^2.$$

Proof. This is an immediate consequence of the multivariate mean value inequality

$$\|\nabla \mathcal{J}(w^*) - \nabla \mathcal{J}(w)\| \leq \sup_{t \in (0,1)} \|H_{\mathcal{J}}(tw^* + (1-t)w)\|_F \|w^* - w\| \leq 2\ell^2 \|\widehat{C}\| \|RR^T\|^2 \|w^* - w\|$$

for all $w \in K$, where $\|\cdot\|_F$ denotes the Frobenius norm, and employing the norm bound in (15) along with the rank inequality $\text{rank}(A^1 \odot A^2) \leq \text{rank } A^1 \cdot \text{rank } A^2$ and the norm inequality $\|A\|_F \leq \text{rank}(A) \|A\|$ for generic matrices A, A^1, A^2 . □

¹In fact, as pointed out in the reference, the much stronger estimate $\|A \odot B\| \leq (\max_{1 \leq i,j \leq m} |A_{ij}|) \|B\|$ holds; taking advantage of this characterisation would significantly sharpen the bound (15).

Sensor backpropagation While the QR decomposition appearing in Theorem 5 appears as merely a computational convenience, it has an interesting interpretation in terms of what one might call *sensor backpropagation*. Indeed, consider the undiscretised inverse problem $\mathcal{F}f = g_w$ as in (1). With $\mathfrak{C}_0 : L^2(\Omega) \rightarrow L^2(\Omega)$ as the original, undiscretised prior covariance, it follows in a similar manner as above that the posterior covariance of f given g_w is

$$\mathfrak{C}_{\text{post}}(w) = \mathfrak{C}_0^{1/2} \left(\mathfrak{C}_0^{1/2} \mathcal{F}^* \Gamma_{\text{noise}}^{-1/2} M_w \Gamma_{\text{noise}}^{-1/2} \mathcal{F} \mathfrak{C}_0^{1/2} + I \right)^{-1} \mathfrak{C}_0^{1/2}.$$

As \mathcal{F} is bounded and linear by assumption, it is ubiquitous that it is on the form $\mathcal{F} = \mathcal{O} \circ A$, where $A \in L(X, Y)$ might be viewed as the “true forward operator” in the infinite-dimensional sense, with some Banach space Y , and $\mathcal{O} \in L(Y, \mathbb{R}^m)$ is the finite observation operator. Frequently, A will be a PDE solution operator mapping the source f to the PDE solution $u := Af \in Y$, while $\mathcal{O}(u) \in \mathbb{R}^m$ represents a discretised observation of the infinite-dimensional function u .

By the definition of the dual, it is clear that $\mathcal{O} = ((o_k, \cdot)_{Y^*, Y})_{k=1}^m$ for some uniquely determined family $(o_k)_{k=1}^m \subset Y^*$; one may think of each $o_k \in Y^*$ as a *sensor*, mapping the true data $u = Af \in Y$ to a scalar observable $(o_k, u)_{Y^*, Y} \in \mathbb{R}$.

From this, it is also immediate that $\mathcal{O}^* \in L(\mathbb{R}^m, Y^*)$ is the map $\mathcal{O}^*g = \sum_{k=1}^m g_k o_k$ for all $g \in \mathbb{R}^m$. Neglecting for simplicity the data noise covariance Γ_{noise} , it follows that

$$\mathfrak{C}_0^{1/2} \mathcal{F}^* g = \mathfrak{C}_0^{1/2} A^* \mathcal{O}^* g = \mathfrak{C}_0^{1/2} A^* \left[\sum_{k=1}^m g_k o_k \right] = \sum_{k=1}^m g_k [\mathfrak{C}_0^{1/2} A^* o_k] \in L^2(\Omega)$$

for all $g \in \mathbb{R}^m$.

Thus, the range of $\mathfrak{C}_0^{1/2} \mathcal{F}^*$ is precisely the at most m -dimensional span of the backpropagated sensors $(\sigma_k^{-1/2} \mathcal{C}^* A^* o_k)_{k=1}^m \subset L^2(\Omega)$. By Gram-Schmidt orthogonalisation, there exists $\ell \in \mathbb{N}$, $\ell \leq m$ and an orthonormal family $(q_k)_{k=1}^\ell \subset L^2(\Omega)$ such that

$$\mathcal{R}(\mathfrak{C}_0^{1/2} \mathcal{F}^*) = \text{span} \{ \mathcal{C}^* A^* o_k \}_{k=1}^m = \text{span} \{ q_l \}_{l=1}^\ell,$$

together with coefficients $(R_{lk})_{1 \leq l \leq \ell, 1 \leq m \leq k}$ so that $\sum_{k=1}^m R_{lk} [\mathcal{C}^* A^* o_k] = q_l$ for all $l \in \mathbb{N}$, $l \leq \ell$.

Defining thus the operator $Q : \mathbb{R}^\ell \rightarrow L^2(\Omega)$ by $Qa := \sum_{l=1}^\ell a_l q_l \in L^2(\Omega)$, and considering $R \in \mathbb{R}^{\ell \times m}$ as a matrix, it follows that one has precisely $\mathfrak{C}_0^{1/2} \mathcal{F}^* = QR : \mathbb{R}^m \rightarrow L^2(\Omega)$, with $Q^T Q = I_\ell$.

The “columns” q_l of Q now encode the maximum amount of linearly independent information we can obtain from backpropagating observed data; truncation in the QR decomposition corresponds to discarding less informative basis elements. This fascinating perspective suggests exciting directions for further research.

3.4 Computational complexity

The development of the low-rank objective and its derivatives presented in Theorems 5 and 9 puts particular emphasis on computational efficiency, providing the lowest-dimensional generic method possible for exact evaluation of the discretised A-optimal objective when the QR decomposition in the above theorems is exact, and an extremely efficient approximation otherwise. We recall that the relevant dimensions are $n \in \mathbb{N}$, representing the discretisation size of the parameter space X wherein the experimenter wishes to recover the unknown quantity f , see (1), as well as $m \in \mathbb{N}$, representing the number of candidate locations for sensor placement in the design, and the low-rank dimension $\ell \in \mathbb{N}$, $\ell \leq \min\{m, n\}$, representing the rank of the QR decomposition appearing in Theorem 5. We also employ $t_{\text{PDE}} > 0$ to denote time complexity of applying the prior-preconditioned parameter-to-observable map, which is assumed to represent two PDE solves and application of an observation operator (alternatively, the adjoint operation), and which will depend on both n and m , while $q \in \mathbb{N}$ will be the number of subspace iterations required by Algorithm 1.

In the following paragraphs, we discuss the computational cost of any necessary precomputations, which are independent of the design w and are thus done in a completely offline manner, as well as evaluations of

the objective $\mathcal{J}(w) \in \mathbb{R}$, its gradient $\nabla \mathcal{J}(w) \in \mathbb{R}^m$ and the Hessian matrix-vector product $H_{\mathcal{J}}(w)v \in \mathbb{R}^m$, where $w \in [0, 1]^m$, $v \in \mathbb{R}^m$ are arbitrary but fixed. Table 1 provides a summary.

Throughout, it is assumed that for arbitrary positive integers $n_1, n_2, n_3 \in \mathbb{N}$ and matrices $A \in \mathbb{R}^{n_1 \times n_2}$, $B \in \mathbb{R}^{n_2 \times n_3}$, the computational complexity of calculating AB is $O(n_1 n_2 n_3)$, while for invertible matrices $C \in \mathbb{R}^{n_1 \times n_1}$, one can assemble e.g. the LU decomposition in $O(n_1^3)$ time, after which one can solve $C^{-1}x \in \mathbb{R}^{n_1}$ with computational complexity of order $O(n_1^2)$ for any $x \in \mathbb{R}^{n_1}$. In particular, computing $C^{-1}A \in \mathbb{R}^{n_1 \times n_2}$ can thus be done in a total of $O(n_1^3 + n_1^2 n_2)$ time.

Precomputation To obtain the low-rank dimension ℓ in the above Theorems, various quantities need to be precomputed, most saliently the QR decomposition $\hat{\mathbf{F}}^T = QR$, $Q \in \mathbb{R}^{n \times \ell}$, $R \in \mathbb{R}^{\ell \times m}$ which enables the low-rank objective calculations. As was stated in Subsection 3.3, we here consider computational costs for the randomised subspace iteration algorithm [28, Algs. 4.4 & 5.1], which we formulate in our context as Algorithm 1, remarking that this version allows non-symmetric input matrices, in contrast to the one highlighted in e.g. [13, Algorithm 1]. The below Algorithm 1 allows for efficient matrix-free construction of the QR decomposition, as it requires only evaluations of the forward and adjoint prior-preconditioned unknown-to-observable map $\hat{\mathbf{F}}, \hat{\mathbf{F}}^T$ as in (10). In the final singular value decomposition, one may deliberately truncate additionally by removing sufficiently small eigenvalues in step 7, enabling further flexibility than simply adhering to the previously fixed choice of ℓ . As noted in [28, p. 240, p. 243 & p. 247], the total cost of Algorithm 1 is dominated by $\ell(t_{\text{PDE}}(2q + 1) + mn)$, ignoring various lower order terms and assuming that factors depending on the time needed to draw a real Gaussian are irrelevant relative to factors involving the number m of candidate sensor locations.

Algorithm 1 QR via randomised subspace iteration

Input: Routine calculating forward and adjoint applications of a matrix $A \in \mathbb{R}^{n \times m}$, target rank

$\ell \in \mathbb{N}$, number of subspace iterations $q \in \mathbb{N}$, random standard Gaussian input matrix $O \in \mathbb{R}^{m \times \ell}$

- 1: $B_0 := AO \in \mathbb{R}^{n \times \ell}$, compute thin QR decomposition $Q_0 R_0 = B_0$
- 2: **for** $1 \leq j \leq q$ **do**
- 3: Assemble $\tilde{B}_j := A^T Q_{j-1} \in \mathbb{R}^{m \times \ell}$, compute thin QR decomposition $\tilde{Q}_j \tilde{R}_j = \tilde{B}_j$
- 4: Assemble $B_j := A \tilde{Q}_j \in \mathbb{R}^{n \times \ell}$, compute thin QR decomposition $Q_j R_j = B_j$
- 5: **end for**
- 6: Assemble $B := Q_q^T A \in \mathbb{R}^{\ell \times m}$
- 7: Compute rank ℓ SVD decomposition $B = USV^T$, $U \in \mathbb{R}^{\ell \times \ell}$, $V \in \mathbb{R}^{m \times \ell}$
- 8: Assemble $Q := Q_q U \in \mathbb{R}^{n \times \ell}$, $R := SV^T \in \mathbb{R}^{\ell \times m}$

Output: Approximate QR decomposition $A \approx QR$.

After assembling the QR decomposition, and recalling the matrices introduced in Subsections 3.1–3.2 and Theorem 5, one must additionally compute the trace of $C = \mathbf{M}^{1/2} \mathcal{C}_0 \mathbf{M}^{-1/2} \in \mathbb{R}^{n \times n}$ for (12), and must assemble and compute the trace of the repeatedly employed small basis change matrix $\hat{C} = Q^T C Q \in \mathbb{R}^{\ell \times \ell}$. Assuming the bandwidth of the FEM mass matrix \mathbf{M} is much smaller than the discretisation dimension n , the cost of these operations is at worst of order $O((n + \ell)(n + t_{\text{PDE}}) + \ell^2 n)$.

Inverse \mathcal{L}_w^{-1} The common term appearing in all three quantities of interest – the objective $\mathcal{J}(w)$, the gradient $\nabla \mathcal{J}(w)$ and the Hessian matrix-vector product – is the inverse $\mathcal{L}_w^{-1} = (RM_w R^T + I_\ell)^{-1}$ of the low-rank misfit Hessian. In fact, this is, rather strikingly, the *only* term that depends on the design w . As such, while \mathcal{L}_w cannot be computed or inverted in an offline manner, it is possible to assemble it for any given w , then e.g. compute, store and share its LU decomposition.

Since M_w is a multiplication operation, $RM_w \in \mathbb{R}^{\ell \times m}$ can be computed in $O(\ell m)$ time, rather than the $O(\ell m^2)$ time needed for a full matrix product, while assembling the matrix $\mathcal{L}_w = (RM_w)R^T + I_\ell \in \mathbb{R}^{\ell \times \ell}$

can be done in $O(\ell^2 m)$ time, with the addition being negligible². Meanwhile, the LU decomposition of \mathcal{L}_w can be completed in $O(\ell^3)$ time. While this cost applies to all the below calculations, it need only be done once for each design w .

Objective $\mathcal{J}(w) \in \mathbb{R}$ With the LU decomposition already available, the inversion $\mathcal{L}_w^{-1} \hat{C} \in \mathbb{R}^{\ell \times \ell}$ can be carried out in $O(\ell^3)$ time. As this assembles the full (small) matrix $\mathcal{L}_w^{-1} \hat{C} \in \mathbb{R}^{\ell \times \ell}$, its trace can be computed in negligible $O(\ell)$ time.

Gradient $\nabla \mathcal{J}(w) \in \mathbb{R}^m$ We have previously claimed that the gradient can be computed in an efficient manner, by being trace-free, low-rank and not requiring each gradient component to be computed individually, but rather providing the entire gradient vector as the output of a single collection of low-rank matrix operations; we now demonstrate these properties.

From equation (13), it is clear that it suffices to compute the column norms of the $\ell \times m$ matrix $\hat{C}^{1/2} \mathcal{L}_w^{-1} R$. Again employing the above LU decomposition of \mathcal{L}_w^{-1} , one might naively compute $\mathcal{L}_w^{-1} R \in \mathbb{R}^{\ell \times m}$ in $O(\ell^2 m)$ time, then compute $\hat{C}^{1/2} (\mathcal{L}_w^{-1} R) \in \mathbb{R}^{\ell \times m}$ in additional $O(\ell^2 m)$ time.

A speedup is, however, available. The rewriting $\hat{C}^{1/2} \mathcal{L}_w^{-1} R = (\mathcal{L}_w^{-1} (\hat{C}^{1/2})^T)^T R$ suggests one may first obtain $\mathcal{L}_w^{-1} (\hat{C}^{1/2})^T$ in $O(\ell^3)$ time. The final matrix product $(\mathcal{L}_w^{-1} (\hat{C}^{1/2})^T)^T R$ leads to a total of $O(\ell^2 m + \ell^3)$ time, as the column norm can be computed in approximately $O((2\ell - 1)m)$ time and is thus generally negligible.

Once $\nabla \mathcal{J}(w)$ has been computed, the evident equality $\mathcal{L}_w^{-1} \hat{C} = (\mathcal{L}_w^{-1} (\hat{C}^{1/2})^T) \hat{C}^{1/2} \in \mathbb{R}^{\ell \times \ell}$ means $\mathcal{J}(w)$ can be computed without additional inversion; while both this matrix multiplication and the solve $\mathcal{L}_w^{-1} \hat{C} \in \mathbb{R}^{\ell \times \ell}$ require $O(\ell^3)$ time, the former can generally be expected to be several times faster in practice.

Hessian matrix-vector product $H_{\mathcal{J}(w)} v$ From (16), it suffices to compute the row sum of the $m \times \ell$ matrix $2 \left[R^T \mathcal{L}_w^{-1} \hat{C} \mathcal{L}_w^{-1} R M_v R^T \right] \odot [R^T \mathcal{L}_w^{-1}]$. In this calculation, it is not possible to avoid computing $\mathcal{L}_w^{-1} R \in \mathbb{R}^{\ell \times m}$, requiring an inevitable $O(\ell^2 m)$ time. This can then be employed two additional times in the Hessian matrix-vector product calculation, so that the remaining matrix products

$$(\mathcal{L}_w^{-1} R) (M_v R^T) \in \mathbb{R}^{\ell \times \ell}, \quad \hat{C} (\mathcal{L}_w^{-1} R M_v R^T) \in \mathbb{R}^{\ell \times \ell}, \quad (\mathcal{L}_w^{-1} R)^T (\hat{C} \mathcal{L}_w^{-1} R M_v R^T) \in \mathbb{R}^{m \times \ell}$$

can be computed in a total of $O(2\ell^2 m + \ell^3)$ time. Finally, the elementwise product \odot and the row sum lead to a negligible contribution of $O((2\ell - 1)m)$.

When $H_{\mathcal{J}(w)} v$ is computed in the above manner, the assembled matrix $\mathcal{L}_w^{-1} R$ can be used to obtain a dramatic speed-up in the gradient computation, as the only remaining cost is the matrix product $\hat{C}^{1/2} (\mathcal{L}_w^{-1} R) \in \mathbb{R}^{\ell \times m}$, contributing only $O(\ell^2 m)$ time, as well as the cheap column norm extraction. The drawback of this strategy is that if one additionally needs to compute the objective $\mathcal{J}(w)$, then the product $\mathcal{L}_w^{-1} \hat{C} \in \mathbb{R}^{\ell \times \ell}$ must still be obtained; nevertheless, as argued previously, this can still be done in $O(\ell^3)$ time.

From the above, it is clear that not only does the proposed approach obtain highly competitive complexity in terms of evaluating the A-optimal objective $\mathcal{J}(w)$, but it rather surprisingly allows the gradient $\nabla \mathcal{J}(w)$ to be computed at very little additional cost, despite returning a vector rather than a scalar, as it does not require any part of the computation to be calculated separately for each gradient component. This, coupled with the fact that the discretisation dimension n plays no role in the complexity except through its indirect effect on the low-rank dimension $\ell \leq \min\{m, n\}$, and that no additional factor for trace estimation is needed, suggests that the formulas in Theorems 5 and 9 provide a high-performing computational strategy for use in e.g. first- and second-order methods when numerical identifying A-optimal designs.

²For this step, a speedup would be available when ensuring that R is triangular by way of a secondary QR decomposition at the end of Algorithm 1; we do not take this into account in the above complexities.

	Worst case	Best case
Precomputation	$t_{\text{PDE}}((2q+2)\ell + n) + \ell mn$	-
$\mathcal{J}(w)$	$\ell^2 m + 2\ell^3$	ℓ^3 if $\nabla \mathcal{J}(w)$ or $H_{\mathcal{J}}(w)v$ already computed
$\nabla \mathcal{J}(w)$	$2\ell^2 m + 2\ell^3$	$\ell^2 m$ if $H_{\mathcal{J}}(w)v$ already computed
$H_{\mathcal{J}}(w)v$	$4\ell^2 m + 2\ell^3$	-

Table 1: Computational complexities (as $O(\cdot)$), particularly highlighting the surprising computational efficiency of this formulation for first-order methods. m : Number of candidate sensor locations. n : Discretisation dimension of unknown f . ℓ : Low-rank dimension satisfying $\ell \leq \min\{m, n\}$.

Finally, all steps in the above can be efficiently parallelised, allowing the calculations to scale with available hardware. Put together, this suggests that the formulations of Theorems 5 and 9 can be efficiently implemented even for very large values of n and m .

3.5 Multiple observations

Thus far, we have operated under the rather simple assumption that each sensor returns exactly one scalar observable. While this allows for straightforward analysis, it may not adequately characterise modern measurement tools. Indeed, it may be more realistic to assume that each sensor returns a finite vector of potentially complex-valued measurements, with each entry corresponding to e.g. sampling at different time points, or, if understood in frequency domain, each entry corresponding to measurements on one frequency.

Fortunately, a rather straightforward extension of the above analysis is possible also in this setting, by employing block matrix notation, and modifying the forward map and the dependence of the observed data on the experimental design w .

Definition 7. Assume that each sensor returns $m_{\text{obs}} \in \mathbb{N}$ scalar observations, that is, that the design-dependent parameter-to-multiple-observables map can be expressed as $\mathcal{F}_w : X \rightarrow \mathbb{R}^{mm_{\text{obs}}}$ and can be written in block form

$$\mathcal{F}_w f := \begin{bmatrix} M_w \mathcal{F}_1 f \\ \vdots \\ M_w \mathcal{F}_{m_{\text{obs}}} f \end{bmatrix} \in \mathbb{R}^{mm_{\text{obs}}}$$

for all $f \in X$, $w \in \mathbb{R}^m$, where $\mathcal{F}_k \in L(X, \mathbb{R}^m)$ for all $k \in \mathbb{N}$, $k \leq m_{\text{obs}}$. We then denote by W_w the $\mathbb{R}^{mm_{\text{obs}} \times mm_{\text{obs}}}$ diagonal matrix

$$W_w := \begin{bmatrix} M_w & & & \\ & M_w & & \\ & & \ddots & \\ & & & M_w \end{bmatrix} \quad \text{under which} \quad \mathcal{F}_w f = W_w \begin{bmatrix} \mathcal{F}_1 f \\ \vdots \\ \mathcal{F}_{m_{\text{obs}}} f \end{bmatrix} \in \mathbb{R}^{mm_{\text{obs}}}$$

for all $f \in X$, $w \in \mathbb{R}^m$.

In this setting, we can quickly adapt our previous results.

Proposition 8. With the setting of Definition 7, and assuming that the data noise covariance $\Gamma_{\text{noise}} \in \mathbb{R}^{mm_{\text{obs}} \times mm_{\text{obs}}}$ is a diagonal matrix, the following statements all hold:

1. $\mathcal{F}^* \mathcal{F} f = \sum_{k=1}^{m_{\text{obs}}} \mathcal{F}_k \mathcal{F}_k^* f$ for all $f \in X$.

2. If for each $k \in \mathbb{N}$, $k \leq m_{\text{obs}}$, $\mathcal{F}_k \in L(X, \mathbb{R}^m)$ is discretised as $\widehat{\mathbf{F}}_k$, in the sense of Subsection 3.1, and satisfies the QR decomposition $\widehat{\mathbf{F}}_k^T = Q_k R_k$, then the discretisation $\widehat{\mathbf{F}} \in \mathbb{R}^{mm_{\text{obs}} \times n}$ of $\mathcal{F} \in L(X, \mathbb{R}^{mm_{\text{obs}}})$ satisfies the QR decomposition

$$\widehat{\mathbf{F}}^T = QR := \begin{bmatrix} Q_1 & Q_2 & \dots & Q_{m_{\text{obs}}} \end{bmatrix} \begin{bmatrix} R_1 & & & \\ & R_2 & & \\ & & \ddots & \\ & & & R_{m_{\text{obs}}} \end{bmatrix}. \quad (17)$$

While (17) gives one possible QR decomposition of the discretised parameter-to-multiple-observables map, it is typically not the optimal choice, in the sense that a lower-rank decomposition is frequently available. To see this, it is enough to realise that if $\mathcal{F}_k = \mathcal{F}_{k'}$ for any $k \neq k'$, then the above QR decomposition will contain linearly dependent components and can be reduced. As such, while the QR decomposition in (17) can be used as an intermediate computational step, allowing each \mathcal{F}_k to be decomposed individually, it will generally only be used to compute a lower-rank QR decomposition for $\widehat{\mathbf{F}}^T$.

The above Proposition leads to the following generalisation of Theorem 5 for the A-optimal objective \mathcal{J} and its derivatives in the multiple observations setting:

Theorem 9 (\mathcal{J} for multiple observations). *With the setting of Definition 7 and otherwise employing the notational conventions of Theorem 5, consider the A-optimal objective*

$$\mathcal{J}(w) := \text{tr}(\mathcal{C}_{\text{post}}(w)) = \text{tr} \left(\left(\widehat{\mathbf{F}}^T W_w \widehat{\mathbf{F}} + I \right)^{-1} C \right),$$

Let $\ell \in \mathbb{N}$ be such that $\widehat{\mathbf{F}}^T = QR \in \mathbb{R}^{n \times mm_{\text{obs}}}$, where $Q \in \mathbb{R}^{n \times \ell}$ is a partial isometry, that is, $Q^T Q = I_\ell \in \mathbb{R}^{\ell \times \ell}$, the ℓ -dimensional identity matrix, and $R \in \mathbb{R}^{\ell \times mm_{\text{obs}}}$. Additionally, write $\mathcal{L}_w := RW_w R^T + I_\ell \in \mathbb{R}^{\ell \times \ell}$. Then, given data $g \in \mathbb{R}^{mm_{\text{obs}}}$, a prior mean $m_0 \in \mathbb{R}^n$ and a prior mean $C_0 \in \mathbb{R}^{n \times n}$, the posterior distribution in (3) satisfies

$$\begin{aligned} m_{\text{post}}(w) &= \mathcal{C}_0^{1/2} \mathbf{M}^{-1/2} Q \mathcal{L}_w^{-1} R \Gamma_{\text{noise}}^{-1/2} g + \mathcal{C}_{\text{post}} \mathcal{C}_0^{-1} m_0, \\ \mathcal{C}_{\text{post}}(w) &= \mathcal{C}_0^{1/2} \mathbf{M}^{-1/2} \left(I - Q Q^T + Q \mathcal{L}_w^{-1} Q^T \right) \mathbf{M}^{1/2} \mathcal{C}_0^{1/2} \end{aligned} \quad (18)$$

and in a neighbourhood of $[0, 1]^m$, the objective functional \mathcal{J} , its gradient and its Hessian matrix satisfy

$$\mathcal{J}(w) = \text{tr}(C) - \text{tr}(\widehat{C}) + \text{tr} \left(\mathcal{L}_w^{-1} \widehat{C} \right) \in \mathbb{R}, \quad (19)$$

$$\nabla \mathcal{J}(w) = \sum_{\substack{\text{collapse} \\ m_{\text{obs}}}} \left(- \left| \widehat{C}^{1/2} \mathcal{L}_w^{-1} R e_k \right|^2 \right)_{k=1}^{mm_{\text{obs}}} \in \mathbb{R}^m, \quad (20)$$

$$H_{\mathcal{J}}(w) = \sum_{k=1}^{m_{\text{obs}}} \sum_{l=1}^{m_{\text{obs}}} 2 \left[(R^{[k]})^T \mathcal{L}_w^{-1} \widehat{C} \mathcal{L}_w^{-1} R^{[l]} \right] \odot \left[(R^{[k]})^T \mathcal{L}_w^{-1} R^{[l]} \right] \in \mathbb{R}^{m \times m}. \quad (21)$$

Here, $R^{[k]} := (R_{i, j+(k-1)m})_{i,j=1}^{i=\ell, j=m} \in \mathbb{R}^{\ell \times m}$ is the k -th slice of R 's columns for each $k \in \mathbb{N}$, $k \leq m_{\text{obs}}$, and $\sum_{\substack{\text{collapse} \\ m_{\text{obs}}}} : \mathbb{R}^{mm_{\text{obs}}} \rightarrow \mathbb{R}^m$ is the operation that sums each m -th element, in the sense that

$$\left(\sum_{\substack{\text{collapse} \\ m_{\text{obs}}}} g \right)_k := \sum_{l=1}^{m_{\text{obs}}} g_{k+ml}$$

for each $k \in \mathbb{N}$, $k \leq m$.

As the proof of the above Theorem is simply a repeat of that of Theorem 5 with additional indexing and use of the chain rule, it is omitted.

It is clear that the same properties as in the single observation case apply also in the multiple observations case; in particular, $\nabla \mathcal{J}(w) < 0$ elementwise continues to hold, and computation of $\nabla \mathcal{J}(w)$ can still be done efficiently, as one again simply computes the column norms of the $\ell \times mm_{\text{obs}}$ -matrix $\widehat{C} (RM_w R^T + I_\ell)^{-1} R$, then sums over each m -th element.

Moreover, while the Hessian in the multiple observations case becomes somewhat complicated due to the additional indexing, its application to vectors can still be computed in an efficient manner completely analogous to the single observation case. Indeed, for $v \in \mathbb{R}^m$, one can compute

$$H_{\mathcal{J}}(w)v = 2 \sum_{\substack{\text{collapse rows} \\ m_{\text{obs}}}} \sum \left[R^T \mathcal{L}_w^{-1} \widehat{C} \mathcal{L}_w^{-1} R W_v R^T \right] \odot \left[R^T \mathcal{L}_w^{-1} \right] \quad (22)$$

by an argument mirroring that of the single observation case, which again requires only setting up two thin $(mm_{\text{obs}}) \times \ell$ matrices and computing the row- and m -th element sum of their elementwise products.

All computational complexities for the multiple observations scenario can be deduced in a manner completely analogous to that of the single observation case carried out in Subsection 3.4, noting that the dimensionality $R \in \mathbb{R}^{\ell \times mm_{\text{obs}}}$ clearly leads to replacing all instances of m with mm_{obs} in Table 1.

4 Optimal design for an inverse source problem

We now turn our attention to the numerical treatment of the A-optimality criterion. The main strategy is as follows: We first obtain a numerical solution w^* of the 1-relaxed problem (OED $_{m_0}^1$) that satisfies the optimality criteria laid out in Theorem 2. As argued in the introduction, this design serves as a lower bound on all p -relaxed and binary optimal designs, in the sense that

$$\mathcal{J}(w^*) \leq \mathcal{J}(w) \quad \text{for all } w \in K_{m_0}^p, p \in [0, 1].$$

This allows a relative assessment of any proposed solution to (OED $_{m_0}^p$). Due to a lack of a non-convex optimality condition, it is not generally realistic to determine whether a proposed solution is a global minimum for $p < 1$; however, objective values close to that of $\mathcal{J}(w^*)$ suggest that little improvement can be made. Moreover, this property also suggests that w^* serves as a good initial guess for a continuation-type algorithm, where we iteratively obtain more and more binary designs, seeking to approximately solve the non-convex binary optimal experimental design problem (OED $_{m_0}^0$).

4.1 Problem setup

We consider the forward operator $\mathcal{F} : L^2(\Omega) \rightarrow \mathbb{R}^m$ to be of the form discussed in Section 3, that is, we write $\mathcal{F} = \mathcal{O} \circ A$, where $A : L^2(\Omega) \rightarrow Y$ for a Banach space Y , and $\mathcal{O} : Y \rightarrow \mathbb{R}^{mm_{\text{obs}}}$ for all $u \in Y$, $k \in \mathbb{N}$, $k \leq m$ given as $(\mathcal{O}u)_k = (o_k, u)_{Y^*, Y}$ with some family of *sensors* $(o_k)_{k=1}^m \subset Y^*$. When sufficient smoothness is provided by the space Y , as will be the case in this example, \mathcal{O} may consist of pointwise evaluations, although the general case will be left open for future investigation.

The Helmholtz equation As a well-understood linear PDE with readily available discretisation and the option to perform multiple complex-valued measurements for different frequencies, the Helmholtz equation [29] is well suited as an example; we here employ it in the sense of the (linear) inverse source problem. Its connection to the wave equation makes this a reasonable simplification for e.g. an aeroacoustic experimental setting, where the experimenter may wish to identify a sound source from pressure wave readings in sensors distributed throughout the laboratory.

To construct the associated source-to-observable map $\mathcal{F} : X \rightarrow \mathbb{R}^m$, we let $\Omega := \overline{B}_{0.2}(0) \subset \mathbb{R}^2$ be the source domain for the true solution $f \in L^2(\Omega)$, and define the measurement region $\mathbb{M} := \overline{B}_1(0) \setminus$

$(B_{0.25}(0) \cup S_1 \cup S_2 \cup S_3) \subset \mathbb{R}^2$ with three disjoint rectangular sound-hard scatterers S_i , $i \in \{1, 2, 3\}$. Given $f \in L^2(\Omega)$ and a wave number $\mathbf{k} > 0$, consider the Helmholtz equation

$$\begin{aligned} -\Delta u - \mathbf{k}^2 u &= f && \text{in } B_1(0) \setminus \bigcup_{i=1}^3 S_i, \\ \frac{\partial u}{\partial n} &= i\mathbf{k}u && \text{on } \partial B_1(0), \\ \frac{\partial u}{\partial n} &= 0 && \text{on } \bigcup_{i=1}^3 \partial S_i \end{aligned} \quad (23)$$

with impedance boundary, implicitly extending f by 0 to all of $B_1(0)$.

We denote by $A_{\mathbf{k}}f$ the unique restriction of any solution of the above equation to $H^2(\mathbb{M}, \mathbb{C})$ [30]. While the above equation is uniquely solvable, $A_{\mathbf{k}} : L^2(\Omega) \rightarrow H^2(\mathbb{M}, \mathbb{C})$ is generally not invertible due to non-injectivity, unless one has data corresponding to a continuous band of wave numbers \mathbf{k} ; as we are considering a finite number of measurements here, we instead restrict ourselves to the situation where one observes several discrete frequencies to partially counteract the non-injectivity.

As is clear from the discussions of Section 3 and from the form of Algorithm 1, we require for each fixed wave number \mathbf{k} both the forward operator $A_{\mathbf{k}} : L^2(\Omega) \rightarrow H^2(\mathbb{M}, \mathbb{C})$ and its adjoint $A_{\mathbf{k}}^* : H_0^{-2}(\mathbb{M}, \mathbb{C}) \rightarrow L^2(\Omega)$. Indeed, it is clear that $A_{\mathbf{k}}^*v = h$, where $h \in L^2(\Omega)$ is the real part of the unique restriction to Ω of the solution of the adjoint Helmholtz equation

$$\begin{aligned} -\Delta h - \mathbf{k}^2 h &= v && \text{in } B_1(0) \setminus \bigcup_{i=1}^3 S_i, \\ \frac{\partial h}{\partial n} &= -i\mathbf{k}h && \text{on } \partial B_1(0), \\ \frac{\partial h}{\partial n} &= 0 && \text{on } \bigcup_{i=1}^3 \partial S_i \end{aligned} \quad (24)$$

where v is again extended implicitly by 0, and only the impedance boundary has changed by conjugation. To verify this, it is enough to note that if $f \in L^2(\Omega)$, $v \in H_0^{-2}(\mathbb{M}, \mathbb{C})$ are arbitrary but fixed, $u := A_{\mathbf{k}}f$ and h is the solution of (24) given v , then

$$\begin{aligned} (A_{\mathbf{k}}f, v)_{H^2(\mathbb{M}, \mathbb{C}), H_0^{-2}(\mathbb{M}, \mathbb{C})} &= \text{Re} \int_{\mathbb{M}} u \bar{v} \, dx = \text{Re} \int_{B_1(0) \setminus \bigcup_{i=1}^3 S_i} -u \Delta h - \mathbf{k}^2 u h \, dx \\ &= \text{Re} \left[\int_{\partial B_1(0)} u \frac{\partial h}{\partial n} \, ds + \int_{\bigcup_{i=1}^3 \partial S_i} u \frac{\partial h}{\partial n} \, ds + \int_{B_1(0) \setminus \bigcup_{i=1}^3 S_i} \nabla u \cdot \nabla h - \mathbf{k}^2 u h \, dx \right] \\ &= \text{Re} \left[\int_{\partial B_1(0)} -i\mathbf{k}u h \, ds + \int_{\partial B_1(0)} \frac{\partial u}{\partial n} h \, ds + \int_{\bigcup_{i=1}^3 \partial S_i} \frac{\partial u}{\partial n} h \, ds - \int_{B_1(0) \setminus \bigcup_{i=1}^3 S_i} \Delta u h + \mathbf{k}^2 u h \, dx \right] \\ &= \text{Re} \left[\int_{\partial B_1(0)} -i\mathbf{k}u h \, ds + \int_{\partial B_1(0)} i\mathbf{k}u h \, ds + \int_{B_1(0) \setminus \bigcup_{i=1}^3 S_i} f h \, dx \right] = \int_{\Omega} f h \, dx = \langle f, h \rangle_{L^2(\Omega)} \end{aligned}$$

where u and f are implicitly extended by 0 to $B_1(0) \setminus \bigcup_{i=1}^3 S_i$ (from resp. \mathbb{M} and Ω), proving $h = A_{\mathbf{k}}^*v$.

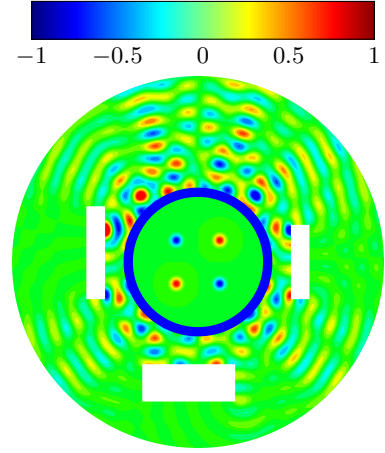


Figure 2: Domain. Inner circle: Source domain Ω with example source f (28). Outer circle: Measurement domain \mathbb{M} with wave field $u := A_{50}f$ (rescaled to fit same color scale).

Source-to-multiple-observables map Following Subsection 3.5 and Theorem 9, each sensor measures the solution of the Helmholtz equation for seven different wave numbers $\mathbf{k} \in \{20, 25, 30, 35, 40, 45, 50\}$. Separating real and imaginary components leads to $m_{\text{obs}} := 14$; the source-to-multiple-observables map \mathcal{F} takes the operator block form

$$\mathcal{F} := \begin{bmatrix} \mathcal{F}_1 \\ \mathcal{F}_2 \\ \vdots \\ \mathcal{F}_{13} \\ \mathcal{F}_{14} \end{bmatrix} := \begin{bmatrix} \mathcal{O} \circ \text{Re} \circ A_{20} \\ \mathcal{O} \circ \text{Im} \circ A_{20} \\ \vdots \\ \mathcal{O} \circ \text{Re} \circ A_{50} \\ \mathcal{O} \circ \text{Im} \circ A_{50} \end{bmatrix} : L^2(\Omega) \rightarrow \mathbb{R}^{m_{\text{obs}}},$$

where $\mathcal{O} : H^2(\mathbb{M}, \mathbb{C}) \rightarrow \mathbb{R}^m$ is the pointwise measurement operator given via $\mathcal{O}u := ((\delta_{x_k}, u))_{k=1}^m = (u(x_k))_{k=1}^m \in \mathbb{R}^m$ for each $u \in H^2(\mathbb{M}, \mathbb{C})$, with m -dependent grid $(x_k)_{k=1}^m \subset \mathbb{M}$ specified below; as remarked in Subsection 3.3, $\mathcal{O}^* : \mathbb{R}^m \rightarrow H_0^{-2}(\mathbb{M}, \mathbb{C})$ is given as $\mathcal{O}^*g = \sum_{k=1}^m g_k \delta_{x_k}$ for all $g \in \mathbb{R}^m$.

Pointwise variance A valuable tool in assessing the quality of a design w is the induced *pointwise variance* c_w , which can be thought of as the Green’s function corresponding to $\mathcal{C}_{\text{post}}(w)^{-1}$, see [14, Subsection 3.7] for further details and computational techniques; that is, $\mathcal{C}_{\text{post}}(w)c_w(x, y) = \delta_x(y)$ for all $x, y \in \Omega$. Mercer’s theorem implies that under certain assumptions, $\text{tr}(\mathcal{C}_{\text{post}}(w)) = \int_{\Omega} c_w(x, x) dx$; thus, the A-optimality of a design w directly relates to how small c_w is on average over the source domain Ω .

Prior and noise To set up the stochastic inverse problem (1) and its solution (3), we make a choice of prior covariance by discretising the bilaplacian $\mathfrak{C}_0 := (\alpha\Delta + I)^{-2}$, $\alpha = 0.01125$ on $L^2(\Omega)$, with Robin boundary condition $\frac{\partial u}{\partial n} = \beta u$, $\beta = \frac{\sqrt{\alpha}}{1.42}$; for a discussion on the effects of this boundary condition and the associated parameter choice, we refer to [31, 32]. Here, we only comment that it is known to improve spatial uniformity of the prior pointwise variance. It is precisely this prior pointwise variance that contributes to the A-optimality when no sensors are placed, as $\mathcal{J}(\mathbf{0}) = \text{tr}(\mathcal{C}_0^{1/2}(\mathbf{0} + I_\ell)^{-1}\mathcal{C}_0^{1/2}) = \text{tr}(\mathcal{C}_0)$.

The noise covariance was set as $\Gamma_{\text{noise}} = \sigma^2 I$, where σ is chosen proportional to 1% of the average pointwise variance in 10^3 i.i.d. samples of data drawn from the prior covariance; that is, if $(s^{(i)})_{i=1}^{1000} \subset \mathbb{R}^n$ are i.i.d. Gaussians with mean 0 and pointwise variance 1, then $\sigma^2 := \frac{0.01^2}{1000} \sum_{i=1}^{1000} \sum_{k=1}^m |(\mathbf{F}s^{(i)})_k|^2$.

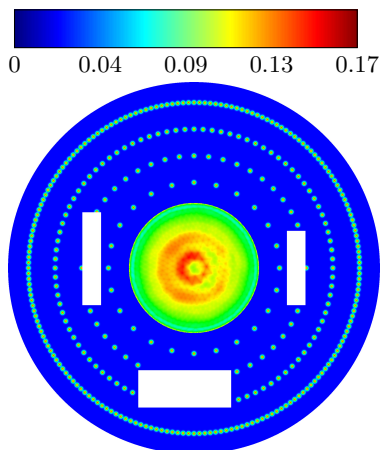


Figure 3: Outer circle: Circular grid of all candidate sensor locations. Inner circle: Pointwise variance field corresponding to placing every sensor.

Discretisation and implementation Discretisation was carried out as described in Section 3, specifically by use of the `NGSolve` Python package [33, 34] to construct FEM discretisations $\mathbb{R}_{\mathbf{M}}^n$ of $L^2(\Omega)$ with varying $n \in \mathbb{N}$ degrees of freedom, as described in Subsection 3.1, in particular replacing the prior covariance \mathfrak{C}_0 with its FEM discretisation $\mathcal{C}_0 : \mathbb{R}_{\mathbf{M}}^n \rightarrow \mathbb{R}_{\mathbf{M}}^n$.

This discretisation allows us to solve the Helmholtz equations (23)–(24) by employing a complex H^1 -conforming second-order finite element space with $n_{\text{co}} = 21409$ degrees of freedom; measurements of the wave field u were also carried out on this discretisation, employing `NGSolve`’s in-built pointwise evaluation function to assemble the sparse observation matrix \mathcal{O} and its numerical adjoint, i.e. $\mathbf{M}_{\text{co}}^{-1}\mathcal{O}^T$, with \mathcal{O}^T denoting the transpose matrix and \mathbf{M}_{co} the mass matrix of the H^1 -conforming finite element space, following the reasoning in Section 3.

Figure 2 illustrates the domain, and graphically shows an example ground truth f (c.f. (28)) and the resulting scattered wave $u = Af$. Visualisation for this Figure, as well as for various subsequent Figures, was performed via `NGSolve`’s inbuilt `Draw` method.

Candidate sensor locations and low-rank approximation A total of $m := 334$ candidate sensor locations $\{x_k\}_{k=1}^m \subset \mathbb{M}$ were chosen along four concentric circles, see Figure 3; each sensor, while technically corresponding to observation by pairing with $o_k := \delta_{x_k}$, is graphically represented by a Gaussian-like dot. Note that *all* graphical representations of the sensor grid, as well as the subdomain they inhabit, always ignore any colorbars or scaling, and always take values between 1 (visible red dot) and 0 (no sensor visible), faint dots representing values in $(0, 1)$ for non-binary designs.

The low-rank approximations in Section 3 were computed with $\ell = 217$ via the randomised SVD Algorithm 1 upfront, as it does not change over the course of the experiment. This value of ℓ was chosen such that the resulting smallest eigenvalue of the output SVD was six orders of magnitude smaller than the largest eigenvalue; a similar reasoning was employed in [11] on the basis of the previously discussed error analysis.

4.2 Calculated optimal experimental designs

For each $m_0 \in \mathbb{N}$, $m_0 \leq 36$, $(\text{OED}_{m_0}^1)$ was solved using SciPy’s implementation of the SLSQP algorithm [35], as it allows for efficient solutions of nonlinear convex problems with bounds and inequality constraints, which were given explicitly as

$$0 \leq w_k \leq 1 \quad \text{for all } k \in \mathbb{N}, k \leq m, \quad \sum_{k=1}^m w_k \leq m_0.$$

The resulting design w^* and its gradient $\nabla \mathcal{J}(w^*)$ are shown for a selection of m_0 in Figure 4; the index ordering of Theorem 2 has already been applied, and the adherence of the optimal design to the ordering of the gradient suggested by this Theorem is remarkable. Indeed, the Theorem predicts exactly that for all sensors taking values between but not equal to 0 and 1, the gradient must be constant, while for all sensors whose corresponding gradient is strictly lower resp. higher than this constant value, the sensor must be exactly equal to 1, resp. 0.

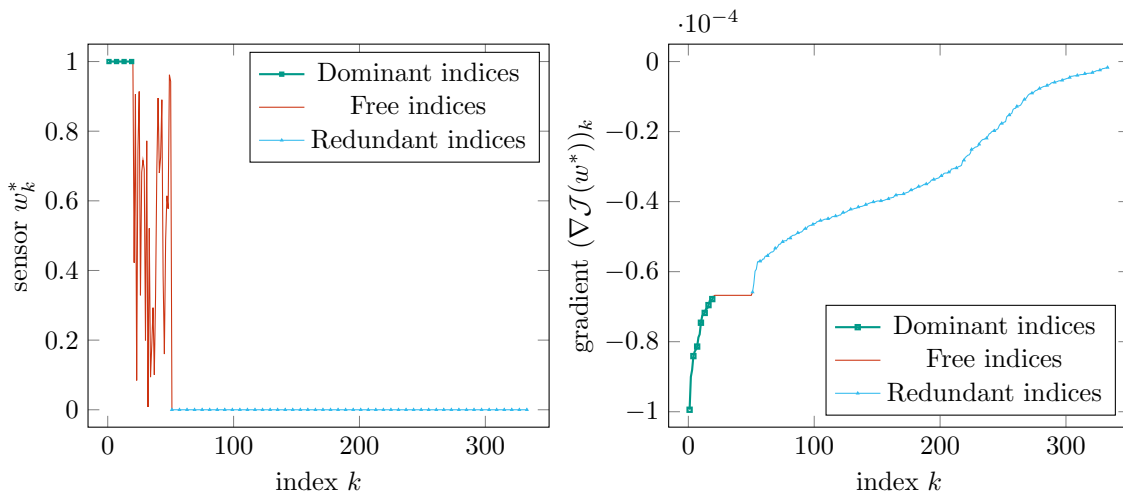


Figure 4: Left: 1-relaxed optimal design w^* using $m_0 = 36$ out of $m = 334$ sensors. Right: corresponding gradient. Dominant indices ($w_k^* = 1$, resp. large negative gradient) as green squares, redundant indices ($w_k^* = 0$, resp. small negative gradient) as cyan triangles, free indices red.

Next, we carried out a continuation-with-refinement strategy strongly inspired by [11]. Compared to the cited work, where additive penalties smoothly approximating the p -norm and a multiplicative stepping size of $2/3$ for the value of p were considered, we instead treated the p -norms exactly via a rewriting, and found that taking a number of smaller refinement steps ($\epsilon \in [10^{-2}, 10^{-1}]$ in the below) yielded good results, with each step resolving quickly, as summarised in Algorithm 2.

Algorithm 2 Binary OED by p -continuation

Input: $w^0 := w^*$, $p = 1$, $i = 0$, $\epsilon \in (0, 1)$

- 1: **while** w^i has entries significantly different from 0 and 1 **do**
- 2: $p \leftarrow (1 - \epsilon)p$ and $i \leftarrow i + 1$
- 3: Apply the SLSQP algorithm to the non-convex constrained optimization problem

$$\mathcal{J}^p(z) := \mathcal{J}(z^{1/p}), \quad (25)$$

$$\nabla \mathcal{J}^p(z) = \frac{1}{p} \nabla \mathcal{J}(z^{1/p}) z^{1/p-1}, \quad (26)$$

$$0 \leq z_k \leq 1 \quad \text{for all } k \in \mathbb{N}, k \leq m, \quad \sum_{k=1}^m z_k \leq m_0, \quad (27)$$

initialised at $z := (w^{i-1})^p$ and keeping indices satisfying $w_k^* = 1$ or $w_k^* = 0$ fixed, returning z^i

4: $w^i \leftarrow (z^i)^{1/p}$

5: **end while**

Output: Binary design $\bar{w}^{m_0} := w^i$ as approximate solution of $(\text{OED}_{m_0}^0)$.

A few comments are in order. Algorithm 2 rewrites the p -relaxed sensor placement problem $(\text{OED}_{m_0}^p)$ via $z := w^p$ to avoid the non-linear, non-smooth constraint $\|w\|_p \leq m_0$. Indeed, the function $w \in K_{m_0}^p \mapsto \|w\|_p \in \mathbb{R}$ is not differentiable in any $w \in K_{m_0}^p$ satisfying $w_k = 0$ for at least one index $k \in \mathbb{N}$, $k \leq m$; in contrast, the rewritten objective function \mathcal{J}^p in (25) is continuously differentiable at all $z \in K_{m_0}^1$, as $p < 1$ implies $1/p - 1 > 0$. Moreover, the rewriting allows the problem to be formulated as a linear constrained optimisation via (27), which empirically was found more stable than the original nonlinear constrained optimisation for the given solver.

This rewriting is also consistent with the choice of keeping *redundant* indices satisfying $w_k^* = 0$ fixed. Since the gradient vanishes in any direction where $z_k = 0$, it is not possible for a gradient step to “recover” such indices once they have been zeroed out, that is, $w_k^i = 0$ implies $w_k^{i+1} = 0$ for all $i \in \mathbb{N}_0$, $k \in \mathbb{N}$, $k \leq m$. This effectively eliminates all redundant indices from the equation, reflecting the fact that these sensors are not sufficiently important to be active in the non-binary global optimum w^* ; the elimination also leads to computational speed-up, as one only needs to compute the components of $\nabla \mathcal{J}(z^{1/p})$ corresponding to non-redundant sensors. At the same time, this choice also serves to counteract oscillation and potentially remove many local optima in the p -relaxed problem $(\text{OED}_{m_0}^p)$.

However, precisely due to this, it cannot be ascertained whether the global optima of $(\text{OED}_{m_0}^p)$ become unreachable; as such, a careful comparison of Algorithm 2 to the original problem $(\text{OED}_{m_0}^p)$ would be of great interest. For the scope of this article, we instead offer a comparison of the outputs of Algorithm 2 to randomly drawn designs, where we draw 10^3 randomly chosen designs for each m_0 and note their A-optimality, as well as with the A-optimality of the non-binary global optima w^* .

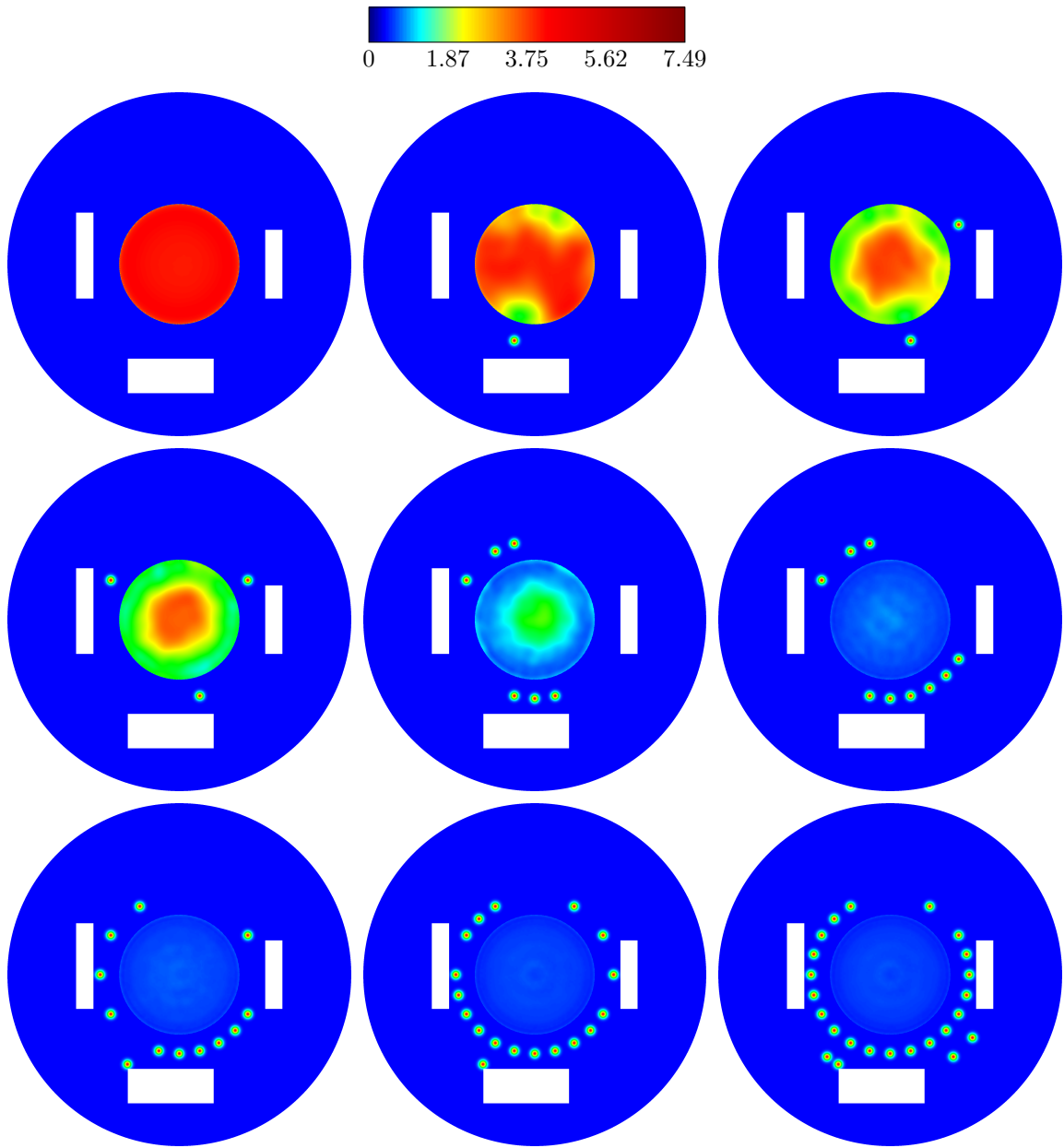


Figure 5: Outputs of Algorithm 2 (outer rings) and corresponding pointwise variance fields (inner rings; top left corresponds to prior \mathcal{C}_0). Top left to bottom right: $m_0 \in \{0, 1, 2, 3, 6, 9, 12, 18, 24\}$. Note the log-like scaling of the colorbar.

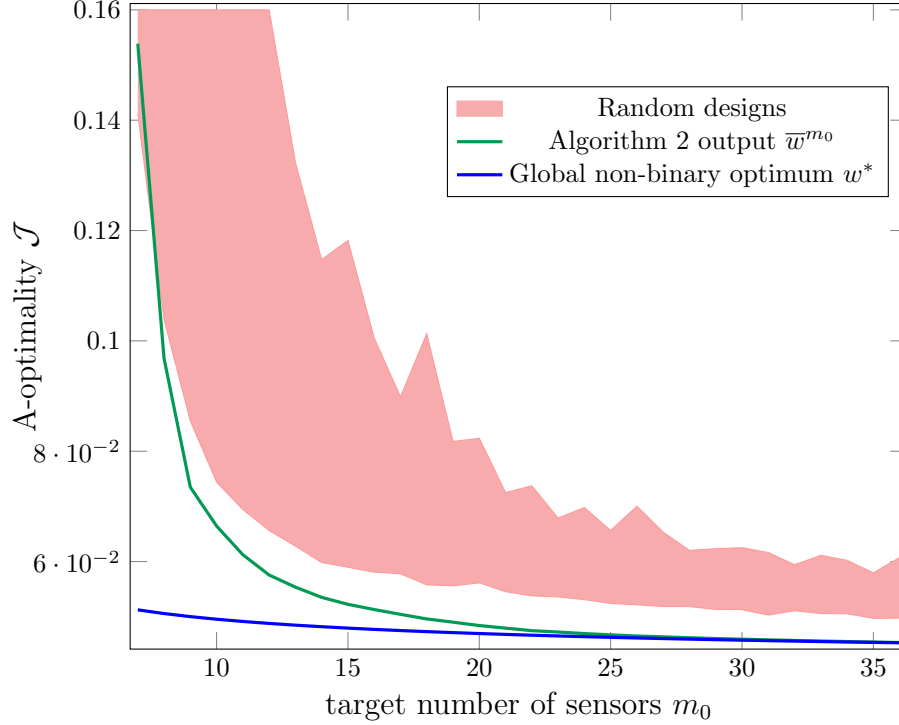


Figure 6: Comparison of the A-optimal objective of outputs of Algorithm 2 (green) vs. 10^3 random designs (red) vs. the globally optimal non-binary designs w^* (blue) for $7 \leq m_0 \leq 36$.

Figure 5 displays a selection of designs \bar{w}^{m_0} as visualised in the sensor grid on the measurement domain. Figure 6 displays the above comparisons, and in particular shows that for $m_0 \geq 8$, Algorithm 2 outperforms random designs by a significant margin, and for $m_0 \geq 24$ is almost exactly as good as the globally optimal non-binary design w^* . Regarding worse performance for $m_0 \leq 7$, we take the perspective that this is due to the smaller number of possible configurations for lower values of m_0 , meaning there is a higher likelihood that a near-optimal binary design is found by chance, as it is relatively closer to an exhaustive binary search; conversely, this proves that while in a large regime, Algorithm 2 finds extremely good designs, it cannot be expected to be exactly equal to the optimal binary design, on account of the non-convex optimisation involved in solving $(\text{OED}_{m_0}^p)$.

Case study We present a detailed study of the case $m_0 = 24$. Figure 7 visualises the non-binary global optimum w^* , smaller dots illustrating sensor placements taking values in $(0, 1)$, and draws the accompanying pointwise variance field inside the experimental domain. Figure 8 compares this pointwise variance field with that induced by the output \bar{w}^{24} of Algorithm 2 (left), a hand-crafted design w_{circ} with all sensors placed in a uniform circle around the center (middle) and with w_{rnd} , being the best out of the 10^3 random designs drawn for Figure 6. The A-optimality of each design is, respectively, $\mathcal{J}(w^*) \approx 0.04639$, $\mathcal{J}(\bar{w}^{24}) \approx 0.04695$, $\mathcal{J}(w_{\text{circ}}) \approx 0.04702$ and $\mathcal{J}(w_{\text{rnd}}) \approx 0.05310$, that is, an increase (i.e. worsening) by approximately 1.2%, 0.2% and 12.9% for each pair.

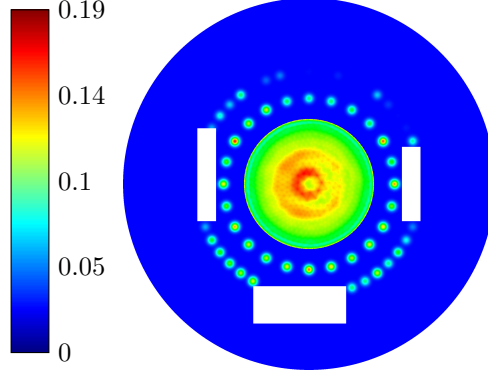


Figure 7: Globally optimal non-binary design w^* , $\mathcal{J}(w^*) \approx 0.04639$; smaller peaks denote non-binary sensors. Inner circle: Resulting pointwise variance field.

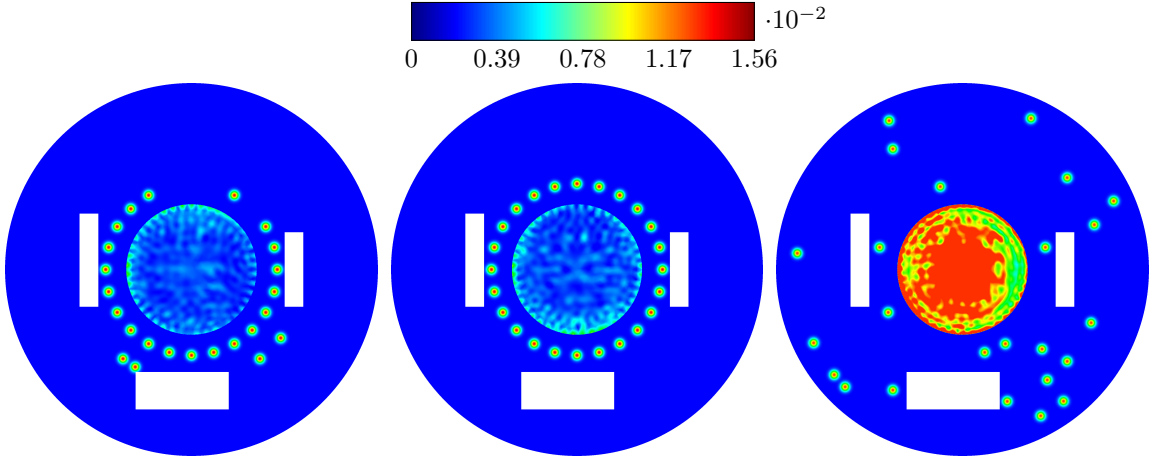


Figure 8: \bar{w}^{24} from Algorithm 2 (left), outperforming circular design w_{circ} (middle) and random design w_{rnd} (right). Inner: Difference between induced pointwise variance field and that of global optimum w^* .

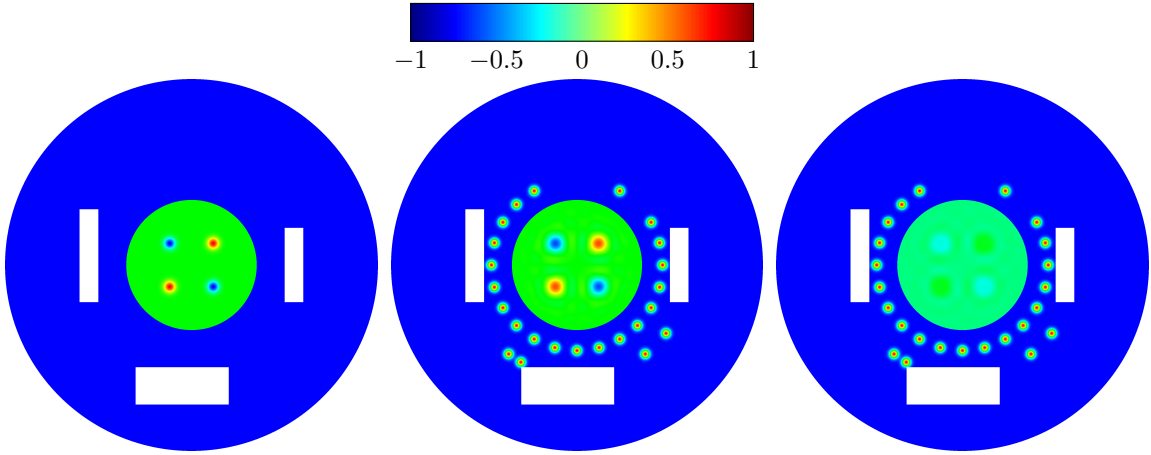


Figure 9: Left: Source f . Middle: Posterior mean $m_{\text{post}}(\bar{w}^{24})$. Right: Reconstruction error $m_{\text{post}}(\bar{w}^{24}) - f$.

This comparison also illustrates how each design reduces the pointwise variance differently in different regions of the source domain Ω , yielding some insight into how the asymmetry of the domain \mathbb{M} may affect the quality of the designs.

From this, we also remark that the best random design contains a large number of redundant sensors, which may also be a contributing factor of the difference seen in Figure 6; this could be seen as further evidence that encoding sensors as redundant or dominant and utilising this information can provide an immediate improvement to generic designs, a perspective the author investigates further in [36].

Figure 9 displays the found experimental design \bar{w}^{24} , showcasing the posterior mean $m_{\text{post}}(\bar{w}^{24})$ (middle) and accompanying reconstruction error, employing as an arbitrary example data $g_{\bar{w}^{24}} := \mathcal{F}_{\bar{w}^{24}} f$ with the source (left)

$$f(x_1, x_2) := \sum_{i=0}^3 (-1)^i \exp(-800 \| (x_1 - (-1)^{i+\delta_{i \geq 2}} r, x_2 - (-1)^{\delta_{i \leq 1}} r) \|^2), \quad r := 0.35/3. \quad (28)$$

Figure 10 shows outputs of Algorithm 2, ordered as given by the gradient of w^* . Note how the algorithm exactly maintains the sum target of 24, while gradually pushing towards a more binary design.

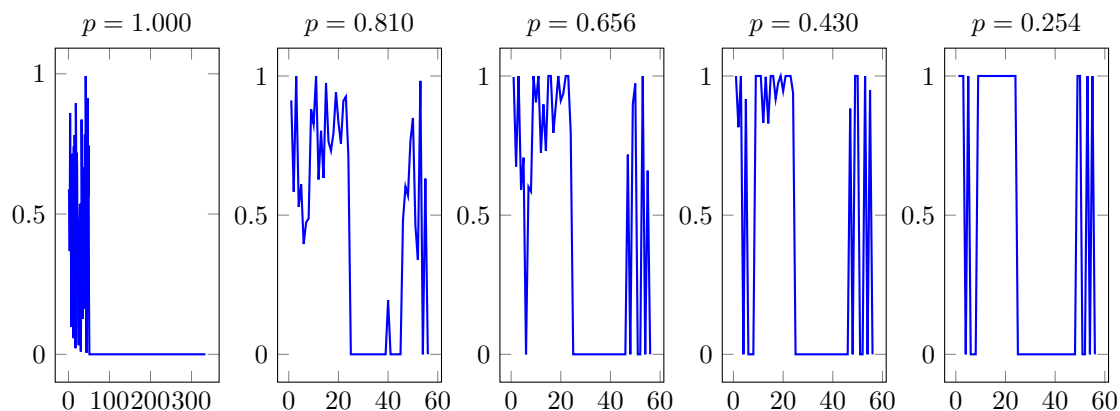


Figure 10: p -relaxed designs for $m_0 = 24$ and decreasing values of p (top left to bottom right). Ordering of each design w according to $\nabla \mathcal{J}(w^*)$ and Theorem 2. Redundant indices not shown in subsequent plots.

5 Conclusion and outlook

In this article, we have developed explicit optimality criteria for the best sensors placement problem in optimal experimental design, presented an algorithm that is suitable for a wide class of design criteria, and demonstrated its applicability to A-optimal experimental designs for infinite-dimensional Bayesian linear inverse problems. In doing so, we have contributed both a set of theoretical sufficient and necessary conditions for global optimality of experimental designs, and an efficient computational framework for evaluating the A-optimal objective and its derivatives, along with a powerful algorithm for approximating binary A-optimal designs.

We have not provided convergence guarantees for our algorithm, nor can we prescribe the level of p -relaxation needed to obtain a binary design. Verification of whether the found design truly is the globally optimal binary design similarly remains unfeasible. Thus, the deeper study of this algorithm, and in particular its connection to integer optimisation, remains a fascinating research question.

As is generally the case for A-optimal experimental designs for linear inverse problems, our analysis does not place significant constraints on the form of the linear parameter-to-observable map $\mathcal{F} : X \rightarrow \mathbb{R}^m$. With this in mind, and in order to draw full benefit from our efforts at reducing computational complexity of the OED itself, it is natural to next extend our numerical studies to more realistic settings, where \mathcal{F} acts as a credible model for real-world experiments; efforts in this direction will require further studies of techniques to deal with extreme dimensionality and large data.

Note that the assumption of convexity in \mathcal{J} cannot easily be eschewed, as it is needed to apply the Fermat principle in Theorem 2, allowing us to reliably obtain the non-binary global optimum w^* as a starting point for our continuation algorithm, and allowing us to identify redundant and dominant indices. Nevertheless, there is significant value in extending our results also to non-convex objectives; we postpone this investigation to a future work. Conversely, while large parts of the present article have relied on the linearity of the parameter-to-observable map $\mathcal{F} : X \rightarrow \mathbb{R}^m$, this is not a requirement for the application of Theorem 2 due to its general formulation; embedding our present results in a non-linear inverse problems setting is a fascinating prospect.

Acknowledgements The author wishes to express their gratitude to Prof. Thorsten Hohage at the University of Göttingen, Germany and Prof. Georg Stadler at the Courant Institute of Mathematical Sciences, USA for their advice and proofreading, and for many rewarding discussions. The author moreover acknowledges support from the DFG through Grant 432680300 – SFB 1456 (C04).

References

- [1] H. W. Engl, M. Hanke, and A. Neubauer. *Regularization of Inverse Problems*. Springer Berlin, 1996.
- [2] A. Stuart. “Inverse problems: A Bayesian perspective”. In: *Acta Numerica* (2010), pp. 451–559.
- [3] J. Mercer and A. R. Forsyth. “XVI. Functions of positive and negative type, and their connection the theory of integral equations”. In: *Philosophical Transactions of the Royal Society of London. Series A, Containing Papers of a Mathematical or Physical Character* 209.441-458 (1909), pp. 415–446. DOI: 10.1098/rsta.1909.0016.
- [4] J. Kiefer. “General Equivalence Theory for Optimum Designs (Approximate Theory)”. In: *The Annals of Statistics* 2.5 (1974), pp. 849–879.
- [5] S. D. Ahipasaoglu. “A branch-and-bound algorithm for the exact optimal experimental design problem”. In: *Statistics and Computing* 31.5 (Aug. 2021), p. 65. DOI: 10.1007/s11222-021-10043-5.
- [6] G. Elfving. “Optimum Allocation in Linear Regression Theory”. In: *The Annals of Mathematical Statistics* 23.2 (1952), pp. 255–262.
- [7] F. Pukelsheim. *Optimal Design of Experiments*. Society for Industrial and Applied Mathematics, 2006. DOI: 10.1137/1.9780898719109.
- [8] *Compressed Sensing: Theory and Applications*. Cambridge University Press, 2012.
- [9] G. S. Alberti et al. *Compressed sensing for inverse problems and the sample complexity of the sparse Radon transform*. 2024.
- [10] J. Yu and M. Anitescu. “Multidimensional sum-up rounding for integer programming in optimal experimental design”. In: *Mathematical Programming* 185.1 (Jan. 2021), pp. 37–76. DOI: 10.1007/s10107-019-01421-z.

- [11] A. Alexanderian et al. “A-Optimal Design of Experiments for Infinite-Dimensional Bayesian Linear Inverse Problems with Regularized ℓ_0 -Sparsification”. In: *SIAM Journal on Scientific Computing* 36.5 (2014), A2122–A2148. DOI: 10.1137/130933381.
- [12] G. Elfving. “Design of linear experiments”. In: *Probability and Statistics: The Harald Cramér Volume (U. Grenander, ed.)* (1959), pp. 58–74.
- [13] A. Alexanderian. “Optimal experimental design for infinite-dimensional Bayesian inverse problems governed by PDEs: a review”. In: *Inverse Problems* 37 (2021), p. 043001.
- [14] T. Bui-Thanh et al. “A Computational Framework for Infinite-Dimensional Bayesian Inverse Problems Part I: The Linearized Case, with Application to Global Seismic Inversion”. In: *SIAM Journal on Scientific Computing* 35.6 (2013), A2494–A2523. DOI: 10.1137/12089586X.
- [15] J. Sherman and W. J. Morrison. “Adjustment of an Inverse Matrix Corresponding to a Change in One Element of a Given Matrix”. In: *The Annals of Mathematical Statistics* 21.1 (1950), pp. 124–127. DOI: 10.1214/aoms/1177729893.
- [16] A. K. Saibaba, A. Alexanderian, and I. C. F. Ipsen. “Randomized matrix-free trace and log-determinant estimators”. In: *Numerische Mathematik* 137.2 (Oct. 2017), pp. 353–395. DOI: 10.1007/s00211-017-0880-z.
- [17] E. Liberty et al. “Randomized algorithms for the low-rank approximation of matrices”. In: *Proceedings of the National Academy of Sciences* 104.51 (2007), pp. 20167–20172. DOI: 10.1073/pnas.0709640104.
- [18] K. Koval, A. Alexanderian, and G. Stadler. “Optimal experimental design under irreducible uncertainty for linear inverse problems governed by PDEs”. In: *Inverse Problems* 36.7 (June 2020), p. 075007. DOI: 10.1088/1361-6420/ab89c5.
- [19] E. Haber et al. “Numerical methods for A-optimal designs with a sparsity constraint for ill-posed inverse problems”. In: *Computational Optimization and Applications* 52.1 (May 2012), pp. 293–314. DOI: 10.1007/s10589-011-9404-4.
- [20] D. Ucinski. *Optimal Measurement Methods for Distributed Parameter System Identification*. 1st ed. CRC Press, 2004. DOI: <https://doi.org/10.1201/9780203026786>.
- [21] B. Simon. “Trace ideals and their applications”. In: 1979.
- [22] D. P. Bertsekas. “Nonlinear programming”. In: 2. ed. XIV, 777 S. Belmont, Mass.: Athena Scientific, 1999.
- [23] R. T. Rockafellar. “Convex analysis”. In: 2. printing. Vol. 28. Princeton mathematical series ; 28. XVIII, 451 S. Princeton: Princeton University Press, 1972.
- [24] T. F. Chan. “Rank revealing QR factorizations”. In: *Linear Algebra and its Applications* 88-89 (1987), pp. 67–82. DOI: [https://doi.org/10.1016/0024-3795\(87\)90103-0](https://doi.org/10.1016/0024-3795(87)90103-0).
- [25] H. V. Henderson and S. R. Searle. “On Deriving the Inverse of a Sum of Matrices”. In: *SIAM Review* 23.1 (1981), pp. 53–60. DOI: 10.1137/1023004.
- [26] J. Schur. In: *Journal für die reine und angewandte Mathematik* 1911.140 (1911), pp. 1–28. DOI: doi:10.1515/crll.1911.140.1.
- [27] C. Davis. “The norm of the Schur product operation”. In: *Numerische Mathematik* 4.1 (Dec. 1962), pp. 343–344. DOI: 10.1007/BF01386329.

- [28] N. Halko, P. G. Martinsson, and J. A. Tropp. “Finding Structure with Randomness: Probabilistic Algorithms for Constructing Approximate Matrix Decompositions”. In: *SIAM Rev.* 53.2 (May 2011), pp. 217–288. DOI: 10.1137/090771806.
- [29] H. Helmholtz. “Theorie der Luftschwingungen in Röhren mit offenen Enden.” In: *Journal für die reine und angewandte Mathematik* 57 (1860), pp. 1–72.
- [30] D. Colton and R. Kress. *Inverse Acoustic and Electromagnetic Scattering Theory*. 3rd ed. Springer New York, 2013.
- [31] Y. Daon and G. Stadler. “Mitigating the influence of the boundary on PDE-based covariance operators”. In: *Inverse Problems and Imaging* 12.5 (2018), pp. 1083–1102. DOI: 10.3934/ipi.2018045.
- [32] U. Villa and T. O’Leary-Roseberry. *A note on the relationship between PDE-based precision operators and Matérn covariances*. 2024.
- [33] J. Schöberl. “C++ 11 implementation of finite elements in NGSolve”. In: *Institute for analysis and scientific computing, Vienna University of Technology* 30 (2014).
- [34] *NGSolve*. URL: <https://ngsolve.org/>.
- [35] SciPy. *SLSQP*. 2022. URL: <https://docs.scipy.org/doc/scipy/reference/optimize.minimize-slsqp.html>.
- [36] C. Aarset. *A global optimum-informed greedy algorithm for A-optimal experimental design*. 2024.