

# BIG5-CHAT: SHAPING LLM PERSONALITIES THROUGH TRAINING ON HUMAN-GROUNDED DATA

Wenkai Li\* Jiarui Liu\* Andy Liu Xuhui Zhou Mona Diab Maarten Sap

Language Technologies Institute, Carnegie Mellon University

{wenkail, jiaruil5, msap2}@andrew.cmu.edu

## ABSTRACT

In this work, we tackle the challenge of embedding realistic human personality traits into LLMs. Previous approaches have primarily focused on prompt-based methods that describe the behavior associated with the desired personality traits, suffering from realism and validity issues. To address these limitations, we introduce BIG5-CHAT, a large-scale dataset containing 100,000 dialogues designed to ground models in how humans *express* their personality in text. Leveraging this dataset, we explore Supervised Fine-Tuning and Direct Preference Optimization as training-based methods to align LLMs more naturally with human personality patterns. Our methods outperform prompting on personality assessments such as BFI and IPIP-NEO, with trait correlations more closely matching human data. Furthermore, our experiments reveal that models trained to exhibit higher conscientiousness, higher agreeableness, lower extraversion, and lower neuroticism display better performance on reasoning tasks, aligning with psychological findings on how these traits impact human cognitive performance. To our knowledge, this work is the first comprehensive study to demonstrate how training-based methods can shape LLM personalities through learning from real human behaviors.

## 1 INTRODUCTION

Realistically simulating human personality and its impact on text generation is a challenging yet crucial problem (Elster, 2015; Park et al., 2023; Serapio-García et al., 2023; Li et al., 2024; Frisch & Giulianelli, 2024). Embedding personality traits into LLMs can greatly enhance their authenticity across a wide range of applications, from conversational agents (Pradhan & Lazar, 2021) to educational tools (Kanero et al., 2022) and mental health platforms (Tudor Car et al., 2020; Ahmad et al., 2022). By creating more human-like interactions, LLMs can better simulate diverse personas and adapt more reliably to different contexts (Gao et al., 2024).

However, existing methods primarily rely on prompting models with descriptions of behaviors associated with personality traits (e.g., “You are the life of the party”; Mao et al., 2023; Chen et al., 2024b; 2022; Tu et al., 2024). These behavior descriptions are often drawn from the same psychological questionnaires used to test their personality, raising evaluation validity concerns. More importantly, these behavioral descriptions are nonsensical for text-based LLMs (LLMs do not attend parties), failing to ground their personality in realistic patterns of how humans’ personality is expressed in text (Vu et al., 2024). Additionally, the scarcity of large-scale, human-generated datasets annotated with personality traits has hindered the exploration of training-based approaches, limiting most prior research to prompting-based methods.

In this work, we address the challenge of inducing realistic human personality traits in LLMs by constructing a large-scale dialogue dataset, BIG5-CHAT, which is grounded in real human personality expressions in text. We choose the well-known Big Five personality traits framework to study this (McCrae & John, 1992; Pittenger, 1993), due to its reliability and validity as shown from psychological research. While previous datasets typically include only persona descriptions, our dataset bridges the gap between narrow-domain personality data and general-domain social interactions, ensuring both authenticity and scenario diversity. To achieve this, we combine two primary data

\*Equal contribution.

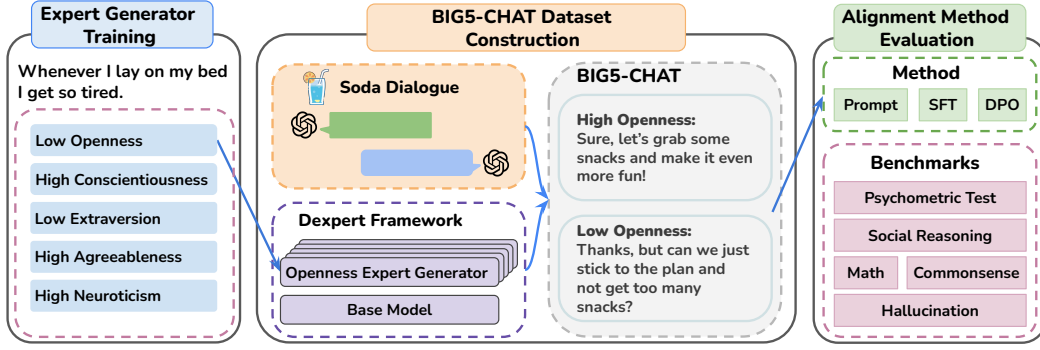


Figure 1: Overview of the BIG5-CHAT dataset construction, alignment method design, and evaluation process.

sources — PsychGenerator (Vu et al., 2024), a collection of 850K Facebook posts annotated with Big Five trait scores, and SODA (Kim et al., 2022), a rich dataset of diverse social interactions — by utilizing product-of-experts text generation (DExperts; Liu et al., 2021). This combination enables us to capture the nuanced expression of personality traits across a wide range of dialogue scenarios.

Leveraging our BIG5-CHAT dataset, we empirically investigate how training-based methods grounded in real human data compare to traditional prompting techniques for inducing personality traits in LLMs, including instruction-based and demonstration-based prompting. Specifically, we explore Supervised Fine Tuning (SFT) and Direct Preference Optimization (DPO) (Rafailov et al., 2024) to align LLMs’ personalities with Big Five traits. This comparison is crucial for understanding whether data-driven training methods can offer deeper, more reliable personality integration than the surface-level traits typically induced through prompting. Our results demonstrate that both SFT and DPO outperform prompting on two widely recognized Big Five personality tests: the BFI (John et al., 1999) and IPIP-NEO (Johnson, 2014).

In humans, personality traits often correlate with reasoning abilities (John et al., 1999; Soto et al., 2011), raising the question of how embedding personality traits in LLMs may influence their reasoning performance. To explore this, we evaluate our aligned models not only with traditional personality tests but also across five reasoning domains: social reasoning using SocialIQA (Sap et al., 2019), math reasoning using GSM8K (Cobbe et al., 2021) and MathQA (Amini et al., 2019), hallucination detection using TruthfulQA (Lin et al., 2021), commonsense reasoning using CommonsenseQA (Talmor et al., 2019) and PIQA (Bisk et al., 2020), and general reasoning using MMLU (Hendrycks et al., 2020) and GPQA (Rein et al., 2023). Our experiments show that models trained with higher levels of conscientiousness and agreeableness consistently outperform others in reasoning tasks. Conversely, models with lower levels of extraversion and neuroticism exhibit improved reasoning performance in general. These findings mirror patterns between Big Five traits and different reasoning abilities observed in psychological studies in humans (Ackerman & Heggestad, 1997; Schaie et al., 2004), further demonstrating how our personality induction method embeds deeper psycholinguistic traits into models.

This work makes the following contributions:

- We introduce the first large-scale dataset, BIG5-CHAT<sup>1</sup>, containing 100,000 dialogues across a wide spectrum of personality expressions, addressing the limitations of existing methods that rely on simple prompting without grounding in real human personality expressions in text;
- We perform quantitative evaluations comparing SFT and DPO to prompting in terms of imbuing LLMs with personality, showing that both training-based methods induce more pronounced personality traits and more realistic intra-trait correlations;
- We conduct comprehensive empirical investigations into how personality traits affect performance in both social reasoning and general reasoning tasks, revealing that LLMs with distinct personality traits demonstrate varying strengths and weaknesses across domains.

<sup>1</sup>Our dataset and code are available at <https://github.com/jiarui-liu/Big5Chat>.

## 2 BACKGROUND

Drawing from psychological research, the Big Five personality traits framework (McCrae & John, 1992; Pittenger, 1993), comprising five key factors—*Openness*, *Conscientiousness*, *Extraversion*, *Agreeableness*, and *Neuroticism*—has emerged as a reliable model for capturing LLM-simulated personality behavior (Karra et al., 2022; Serapio-García et al., 2023; Li et al., 2022; Pan & Zeng, 2023). According to Yarkoni (2010), *openness* reflects curiosity and a willingness to explore new ideas, which is expressed through a distinctive language style that includes frequent use of articles, prepositions, and words related to intellectual or cultural topics such as “poet” and “universe”; *conscientiousness*, associated with discipline, organization, and reliability, is marked by achievement-oriented language, characterized by terms like “completed” and the avoidance of impulsive language, including swear words; *extraversion*, characterized by sociability, assertiveness, and high energy, is associated with social and positive emotion words like “friends” and “drinking,” highlighting social engagement; *agreeableness*, embodying compassion and cooperativeness with a focus of harmony relationships, is demonstrated through communal and affectionate language, such as “family” and “love,” while avoiding negative terms; and *neuroticism*, linked to emotional instability and anxiety, is expressed by a higher frequency of negative emotion words, including anxiety, sadness, and anger. Compared to other personality models like the Myers-Briggs Type Indicator (MBTI), the Big Five offers greater reliability, validity, and empirical support, making it the preferred choice for personality research (McCrae & John, 1992; Pittenger, 1993). The MBTI, by contrast, has been criticized for its lack of scientific rigor, poor test-retest reliability, and questionable validity (Pittenger, 1993; Furnham, 1996). The Big Five model has been extensively validated across diverse cultures and populations, demonstrating high levels of consistency over time and predicting a wide range of life outcomes, such as job performance and mental health (McCrae & Costa Jr, 1997; John et al., 2008; Barrick & Mount, 1991; Soldz & Vaillant, 1999).

Various prompting approaches have been developed to induce Big Five personality traits in LLMs. They often employ pre-defined scripts or questionnaires to nudge the model towards expressing Big Five personality traits during interactions (Mao et al., 2023; Chen et al., 2024b; 2022; Tu et al., 2024). However, several challenges can arise from using prompting as the personality alignment approach:

**Lack of psycholinguistic depth** LLMs with personalities induced directly through prompting often mirror only surface-level traits, lacking the psycholinguistic richness necessary for simulating authentic human behavior (Dorner et al., 2023; Sá et al., 2024; Olea et al., 2024). This is unsurprising, as capturing human-like psycholinguistic properties involves understanding dynamic human states shaped by ongoing social and environmental interactions (Bandura et al., 1961; Baldwin, 1992). Unlike LLMs, which generate responses based on static training data, humans continuously adjust their behaviors and communication styles through lived experiences and social feedback. This limitation makes LLMs less reliable when tasked with simulating nuanced human behavior on downstream tasks (Soni et al., 2023), which can lead to caricature (Cheng et al., 2023).

**Validity concerns in personality induction and evaluation** The prompts used to induce LLM personalities are often adapted from psychometric questionnaires (Jiang et al., 2023; Tan et al., 2024), which could also be used later to assess the same personality traits. This dual use of questionnaires for both personality induction and evaluation raises concerns about validity (Lievens et al., 2007), and lead to biased assessments that do not accurately reflect generalization capabilities (Serapio-García et al., 2023; Xu et al., 2024). This issue becomes particularly problematic in downstream tasks, where the models designed this way are prone to overfitting to specific linguistic features rather than adapting robustly to diverse real-world contexts (Mizrahi et al., 2024). Thus, there is a need for more robust methods that can decouple the induction and evaluation processes.

**Unintended influence on reasoning patterns** Role-based prompting may significantly influence LLM behavior and reasoning patterns, introducing the risk of altering the model’s decision-making approach in unintended ways (Zheng et al., 2023). While this influence is not inherently negative, the responses of LLMs with personality prompting can be disproportionately shaped by the sparse, explicitly specified features of the prompt (Lu et al., 2021; Sclar et al., 2023). As a result, their behavior in reasoning tasks may be overly narrow, reflecting only the traits highlighted in the prompt rather than engaging a broader spectrum of cognitive strategies. This can lead to unexpected or

imbalanced responses, particularly in contexts where the model’s reasoning should involve more comprehensive or nuanced thinking.

### 3 METHODOLOGY

The lack of large-scale datasets featuring personality-grounded dialogues poses a significant challenge. To address this challenge, we combine controllable text generation models with a domain-specific, personality-annotated dataset. Specifically, we utilize the DExperts framework (Liu et al., 2021) and the PsychGenerator dataset (Vu et al., 2024) to create BIG5-CHAT, a novel dataset that encapsulates diverse personality expressions within rich dialogue scenarios. The DExperts framework allows us to guide the language model’s outputs toward specific personality traits during the generation process. Meanwhile, PsychGenerator provides a comprehensive collection of human-generated texts annotated with Big Five personality trait scores. By combining these technologies, we introduce PSYCHSTEER, an approach that effectively addresses the limitations of prior datasets by grounding personality traits in authentic human interactions.

#### 3.1 DEXPERTS FRAMEWORK

DExperts allows us to control language model generation at decoding time by steering model outputs with expert generators. By integrating expert generators trained to exhibit different Big Five personality traits, we can induce personality within LLM outputs while maintaining dialogue quality. In the DExperts framework, let  $M$  denote the pre-trained base language model, and  $M^{\text{expert}}$  is the expert generator fine-tuned to generate text exhibiting the desired personality in our tasks. At each time step  $t$ , given the prompt and previous token sequence  $x_{<t}$ , the base model  $M$  computes logits  $z_t^{\text{base}} \in \mathbb{R}^{|V|}$ , where  $V$  is the vocabulary. The expert generator  $M^{\text{expert}}$  computes logits  $z_t^{\text{expert}}$  in the same manner. To integrate the influence of the expert generator, we adjust the base model’s logits by incorporating the scaled difference between the expert generator model and base model logits:

$$z_t^{\text{combined}} = z_t^{\text{base}} + \gamma z_t^{\text{expert}}, \quad (1)$$

where  $\gamma \in [0, 1]$  is a scaling factor controlling the degree of influence from the expert generator. This formulation effectively pulls the combined logits towards the expert generator logits, with  $\gamma = 0$  resulting in the base model’s logits and  $\gamma = 1$  fully adopting the expert generator’s logits. The combined logits  $z_t^{\text{combined}}$  are transformed into a probability distribution, and the next token is sampled using the softmax function from this distribution.

#### 3.2 EXPERT GENERATOR MODEL BASED ON SOCIAL MEDIA POSTS

To train expert generator models to exhibit certain personality traits, we perform SFT on the LLaMA-3-8B-Instruct model (Dubey et al., 2024) using the PsychGenerator dataset (Vu et al., 2024). This dataset comprises 846,304 Facebook posts, each paired with its author’s Big Five personality trait scores. This dataset provides a robust foundation for training models to simulate nuanced human behaviors associated with different personality dimensions. We fine-tuned five expert generators, each representing and dedicated to generating text corresponding to one of the personality traits. For each personality trait, we converted the original floating-point trait labels into binary levels ‘high’/‘low’ for each trait, allowing the distinct behaviors associated with the extreme ends of each trait to be more easily identified and analyzed. More training details are explained in Appendix B.1.

We fine-tuned our expert generator models following the Alpaca format (Taori et al., 2023), which consists of three components: *instruction*, *input*, and *output*. In our training methodology:

- **Instruction:** We specify the name and level of a personality trait in the instruction. (e.g. “*Help me complete the sentence with certain Big Five Personality: Openness - high.*”)

- **Input:** We provide the first five words of a post from the PsychGenerator dataset (e.g. “*who’s got time to eat?*”). This serves as an initial context or prompt for the model.<sup>2</sup>
- **Output:** The remainder of the post from the dataset (e.g. “*I’ll just have a can of frosting.*”), which typically embodies the specified personality trait.

When generating text completions with the PSYCHSTEER framework, the base model generates the first five words. This enables the expert generator model to influence the subsequent token generation by adjusting the logits to favor the desired personality trait while preserving coherence and fluency.

## 4 BIG5-CHAT DATASET

### 4.1 DATASET CONSTRUCTION

We introduce **BIG5-CHAT**, a large-scale dialogue responses dataset designed to capture Big Five personality traits within diverse social interactions. Our dataset construction leverages the SODA (Social DiALogues) dataset (Kim et al., 2023a), which provides a diverse range of realistic social scenarios. SODA dialogues are generated by GPT-3.5 and enriched with social commonsense narratives, making it an ideal foundation for incorporating personality expressions due to its extensive coverage of social interactions. To induce personality traits into the dialogues, we employ the DExperts framework (Liu et al., 2021).

To build our dataset, we randomly sample 10,000 scenarios from SODA to provide diverse social contexts. In SODA, social interactions are modeled between two individuals referred to as Speaker X and Y, representing the participants in each dialogue. For each scenario, we generate a new utterance using our PSYCHSTEER framework to control for personality traits and get the dialogue responses between two participants. In the dialogues, one represents Speaker X (converted from the original SODA dialogue) and another represents Speaker Y with specific personality traits. For Speaker Y, based on the original responses from SODA, we generate new dialogue responses using the PSYCHSTEER framework. Examples of dialogues from our dataset are shown in Table 6. By conditioning on the preceding context (Speaker X’s utterance), we use the base model  $M$  guided by the expert generator  $M^+$  specialized in the target personality trait to generate Speaker Y’s responses. For each scenario, we generate pairwise dialogues by producing responses that reflect either high or low levels of the targeted personality trait. This approach results in pairs of dialogues that share the same context but differ in the expressed trait level. The process yields a total of 100,000 dialogues—20,000 for each trait, with an equal split between high and low trait levels.

### 4.2 DATASET STATISTICS

In this section, we examine the diversity and clarity of personality trait expressions within our BIG5-CHAT dataset. As illustrated in Table 6, we present examples where, for a single prompt from Speaker X, we have generated ten distinct responses from Speaker Y. These responses are conditioned on the high and low levels of each of the five Big Five personality traits. By varying only the level of a specific trait while keeping the prompt constant, we highlight how each personality trait distinctly influences conversational responses. Additionally, we analyze the token counts of generated dialogue responses to ensure consistency across different personality trait levels as shown in Table 7. The average token counts for responses across different personality traits and levels do not differ noticeably, which suggests that the differences in statements are more related to content variations rather than spurious attributes such as context length.

Comparative analysis with existing personality datasets, as in Table 8, underscores several advantages of BIG5-CHAT. Unlike existing personality datasets such as Big5PersonalityEssays (Floroiu, 2024) and PAPI (Zhu et al., 2024), our dataset consists of dialogues capturing dynamic and interactive conversational exchanges that are more representative of natural language use. Additionally, while previous work has focused solely on human-generated domain-specific data or synthetic

<sup>2</sup>We experimented with using only the first word as input. We empirically determined that using the first five words resulted in better generation quality.

Data Generation Method	Openness	Conscientiousness	Extraversion	Agreeableness	Neuroticism	Average
Test set	93.7	94.2	93.4	93.4	94.3	93.8
Generator (ours)	82.5	80.0	80.1	81.0	78.5	<b>80.4</b>
LLaMA-3-8B-Instruct	66.0	73.0	81.0	88.5	83.0	78.2
GPT-4o-mini	65.0	78.0	80.0	85.5	84.0	78.5

Table 1: Accuracy (%) of the trained classifier in predicting each of the Big Five personality traits. The first row (Test set) shows the classifier’s accuracy on the test split, demonstrating that the classifier is well-trained. The remaining rows display the performance of our generator model compared to two baselines, as assessed by the same classifier.

machine-generated data, our approach combines both human dialogue and LLM to create realistic personality expressions.

### 4.3 EVALUATING PERSONALITY-STEERING OF THE DATA GENERATOR

To help evaluate the quality of the generated dataset and its reflection of realistic personality traits, we trained a RoBERTa-Large (Liu et al., 2019) classifier with five regression heads using the MSE loss function. The model was trained on the PsychGenerator dataset, where the input consisted of text posts, and the output comprised the original trait labels, i.e., five floating-point values ranging from 0 to 1. The same train-validation-test split was applied here as with the expert generators. Training was conducted over five epochs with a learning rate of  $1 \times 10^{-5}$ . In Table 1, we observe that the classifier achieves an accuracy of 93.8% on the held-out test set, indicating that the PsychGenerator dataset contains distinct, learnable patterns that differentiate between high and low levels of personality traits.

Using the classifier as an evaluator, we demonstrate the high quality of the dataset generated by our expert generator, as shown at the bottom of Table 1, where it accurately reflects realistic personality traits. Specifically, we compare our dataset to those synthesized through prompting two LLMs: LLaMA-3-8B-Instruct (Dubey et al., 2024) and GPT-4o-mini (OpenAI, 2024), with the same 1000 examples randomly chosen from the test set. To synthesize the baseline datasets, we first instructed the LLMs to extract the main topic of the posts from the PsychGenerator test set. Next, we provided in-context examples to guide the LLMs in generating new posts that matched the desired personality traits, covered the extracted topic, and followed similar post-expression styles. The classifier was used to evaluate the generated data by predicting the levels of each trait, and the quality was measured by whether the predictions matched the desired personality traits. Our results in Table 1 show that the dataset produced by our expert generator not only achieves a higher average accuracy score than the two baselines but also provides a more balanced performance across all five personality traits.

## 5 EXPERIMENTS

In this section, we first outline the experimental setup in Section 5.1, detailing the training procedures for the expert generators and the evaluation of various alignment strategies used to induce personality traits in LLMs. Next, we present the results of the personality tests in Section 5.2, followed by an analysis of the models’ reasoning performance in Section 5.3. Finally, we examine the intra-trait correlations across different alignment methods in Section 5.4.

### 5.1 EXPERIMENT SETUP

**Expert generator training** We trained five expert generators, each dedicated to generating text corresponding to one of the Big Five personality traits. During training, we provided the instruction specifying the target binary level for the trait, enabling the generator to learn patterns characteristic of individuals with either high or low levels of the respective trait, as illustrated in Section 3.2. For each trait, we fine-tuned a LLaMA-3-8B-Instruct model over one epoch using a learning rate of  $1 \times 10^{-6}$ . These fine-tuned models were subsequently used to produce expert-generated logits:  $z_t^{\text{expert}}$ . To create the BIG5-CHAT dataset, we used these expert generators in conjunction with a LLaMA-3-70B-Instruct model to generate  $z_t^{\text{combined}}$  (Dubey et al., 2024), as described

Method	Openness		Conscientiousness		Extraversion		Agreeableness		Neuroticism		Average	
	High $\uparrow$	Low $\downarrow$	High $\uparrow$	Low $\downarrow$	High $\uparrow$	Low $\downarrow$	High $\uparrow$	Low $\downarrow$	High $\uparrow$	Low $\downarrow$	High $\uparrow$	Low $\downarrow$
<b>BFI LLaMA-3-8B-Instruct</b>												
Direct		3.1 $\pm$ 0.1		3.0 $\pm$ 0.0		3.0 $\pm$ 0.0		3.0 $\pm$ 0.0		3.0 $\pm$ 0.0		3.0 $\pm$ 0.0
Prompt-Inst	5.0 $\pm$ 0.0	2.0 $\pm$ 0.3	4.9 $\pm$ 0.1	1.9 $\pm$ 0.1	4.8 $\pm$ 0.3	1.9 $\pm$ 0.1	4.9 $\pm$ 0.1	2.4 $\pm$ 0.4	4.1 $\pm$ 0.2	1.6 $\pm$ 0.0	4.7 $\pm$ 0.1	2.0 $\pm$ 0.2
SFT	5.0 $\pm$ 0.0	2.0 $\pm$ 0.2	5.0 $\pm$ 0.0	1.6 $\pm$ 0.1	4.7 $\pm$ 0.4	2.7 $\pm$ 0.5	5.0 $\pm$ 0.0	1.2 $\pm$ 0.1	4.1 $\pm$ 0.2	2.5 $\pm$ 0.0	<b>4.8 <math>\pm</math> 0.1</b>	2.0 $\pm$ 0.2
DPO	5.0 $\pm$ 0.0	1.6 $\pm$ 0.2	5.0 $\pm$ 0.0	1.6 $\pm$ 0.1	4.8 $\pm$ 0.3	2.5 $\pm$ 0.0	4.8 $\pm$ 0.2	1.0 $\pm$ 0.0	3.5 $\pm$ 0.0	1.1 $\pm$ 0.1	4.6 $\pm$ 0.1	<b>1.6 <math>\pm</math> 0.1</b>
<b>BFI LLaMA-3-70B-Instruct</b>												
Direct		4.4 $\pm$ 0.1		4.4 $\pm$ 0.1		3.3 $\pm$ 0.1		4.6 $\pm$ 0.1		2.1 $\pm$ 0.2		3.8 $\pm$ 0.1
Prompt-Demo	4.0 $\pm$ 0.1	2.5 $\pm$ 0.1	4.0 $\pm$ 0.1	2.0 $\pm$ 0.1	4.5 $\pm$ 0.1	2.3 $\pm$ 0.1	4.4 $\pm$ 0.1	2.0 $\pm$ 0.0	3.6 $\pm$ 0.0	2.1 $\pm$ 0.1	4.1 $\pm$ 0.1	2.2 $\pm$ 0.1
Prompt-Inst	5.0 $\pm$ 0.1	1.8 $\pm$ 0.0	5.0 $\pm$ 0.0	1.6 $\pm$ 0.0	5.0 $\pm$ 0.0	1.4 $\pm$ 0.1	4.9 $\pm$ 0.0	1.5 $\pm$ 0.1	5.0 $\pm$ 0.1	1.6 $\pm$ 0.0	<b>5.0 <math>\pm</math> 0.0</b>	1.6 $\pm$ 0.0
SFT	5.0 $\pm$ 0.0	1.2 $\pm$ 0.1	5.0 $\pm$ 0.1	1.4 $\pm$ 0.1	5.0 $\pm$ 0.0	1.2 $\pm$ 0.1	5.0 $\pm$ 0.1	1.6 $\pm$ 0.2	5.0 $\pm$ 0.0	1.1 $\pm$ 0.2	<b>5.0 <math>\pm</math> 0.0</b>	<b>1.3 <math>\pm</math> 0.1</b>
DPO	5.0 $\pm$ 0.0	1.5 $\pm$ 0.1	5.0 $\pm$ 0.0	1.5 $\pm$ 0.1	5.0 $\pm$ 0.0	1.0 $\pm$ 0.1	5.0 $\pm$ 0.0	1.8 $\pm$ 0.2	5.0 $\pm$ 0.0	1.1 $\pm$ 0.0	<b>5.0 <math>\pm</math> 0.0</b>	1.4 $\pm$ 0.1
<b>IPIP-NEO LLaMA-3-8B-Instruct</b>												
Direct		3.0 $\pm$ 0.1		3.3 $\pm$ 0.0		3.4 $\pm$ 0.1		3.2 $\pm$ 0.0		3.0 $\pm$ 0.1		3.2 $\pm$ 0.1
Prompt-Inst	4.4 $\pm$ 0.1	1.5 $\pm$ 0.1	4.5 $\pm$ 0.1	2.3 $\pm$ 0.1	5.0 $\pm$ 0.0	1.9 $\pm$ 0.0	4.6 $\pm$ 0.0	2.3 $\pm$ 0.1	4.2 $\pm$ 0.1	2.6 $\pm$ 0.1	4.5 $\pm$ 0.1	2.1 $\pm$ 0.1
SFT	4.3 $\pm$ 0.1	1.5 $\pm$ 0.1	4.5 $\pm$ 0.2	2.7 $\pm$ 0.1	5.0 $\pm$ 0.0	2.2 $\pm$ 0.1	4.0 $\pm$ 0.2	1.8 $\pm$ 0.2	4.3 $\pm$ 0.1	2.0 $\pm$ 0.1	4.4 $\pm$ 0.1	<b>2.0 <math>\pm</math> 0.1</b>
DPO	5.0 $\pm$ 0.0	1.9 $\pm$ 0.1	5.0 $\pm$ 0.0	2.9 $\pm$ 0.1	5.0 $\pm$ 0.0	1.6 $\pm$ 0.1	4.5 $\pm$ 0.1	1.2 $\pm$ 0.0	3.8 $\pm$ 0.1	3.7 $\pm$ 0.1	<b>4.7 <math>\pm</math> 0.0</b>	2.3 $\pm$ 0.1
<b>IPIP-NEO LLaMA-3-70B-Instruct</b>												
Direct		3.6 $\pm$ 0.1		4.0 $\pm$ 0.1		3.5 $\pm$ 0.1		4.0 $\pm$ 0.0		2.3 $\pm$ 0.1		3.5 $\pm$ 0.1
Prompt-Demo	3.5 $\pm$ 0.0	2.5 $\pm$ 0.1	3.8 $\pm$ 0.0	2.2 $\pm$ 0.1	4.0 $\pm$ 0.1	2.5 $\pm$ 0.0	4.3 $\pm$ 0.0	2.1 $\pm$ 0.1	3.0 $\pm$ 0.1	2.2 $\pm$ 0.1	3.7 $\pm$ 0.0	2.3 $\pm$ 0.1
Prompt-Inst	4.6 $\pm$ 0.0	1.3 $\pm$ 0.0	5.0 $\pm$ 0.0	1.4 $\pm$ 0.0	5.0 $\pm$ 0.0	1.6 $\pm$ 0.0	4.8 $\pm$ 0.0	1.1 $\pm$ 0.1	4.9 $\pm$ 0.0	1.7 $\pm$ 0.1	<b>4.9 <math>\pm</math> 0.0</b>	1.4 $\pm$ 0.0
SFT	4.9 $\pm$ 0.1	1.1 $\pm$ 0.0	5.0 $\pm$ 0.0	1.3 $\pm$ 0.1	5.0 $\pm$ 0.0	1.3 $\pm$ 0.0	4.9 $\pm$ 0.0	1.0 $\pm$ 0.0	4.9 $\pm$ 0.0	1.2 $\pm$ 0.1	<b>4.9 <math>\pm</math> 0.0</b>	<b>1.2 <math>\pm</math> 0.0</b>
DPO	4.8 $\pm$ 0.0	1.4 $\pm$ 0.1	5.0 $\pm$ 0.0	1.6 $\pm$ 0.1	5.0 $\pm$ 0.0	1.1 $\pm$ 0.1	4.9 $\pm$ 0.0	1.0 $\pm$ 0.0	5.0 $\pm$ 0.0	1.1 $\pm$ 0.0	<b>4.9 <math>\pm</math> 0.0</b>	<b>1.2 <math>\pm</math> 0.1</b>

Table 2: Personality test results for different alignment methods, demonstrating the greater effectiveness of training-based approaches in inducing Big Five personality traits. **Direct** refers to directly providing the test questions to the model without including personality-related prompts. **Prompt-Inst** refers to instruction-based prompting, and **Prompt-Demo** refers to demonstration-based prompting. Scores range from 1 to 5, where a score closer to 5 indicates stronger agreement with the trait, while a score closer to 1 reflects weaker or opposing agreement.

in Eq. (1). The scaling factor  $\gamma$  was set to 0.5, and the dialogue data was generated using greedy decoding.

**Prompting and training strategies** We implemented two baseline prompting strategies to induce personality traits in LLMs. The first strategy, *instruction-based prompting*, directly instructs the model to exhibit specific Big Five traits. The second strategy, *demonstration-based prompting*, involves providing the model with 10 in-context examples randomly selected from our BIG5-CHAT dataset to demonstrate the behaviors corresponding to the desired traits. The instruction-based approach relies on explicit descriptions (e.g., “what people typically do”), while the demonstration-based approach draws from behaviorally-driven examples (e.g., “what people typically say”). These baselines were compared to trained models using SFT and DPO, implemented via LoRA (Hu et al., 2022). These trained models were later prompted in a manner consistent with their training data format, where personality trait names and levels were explicitly specified in the instructions. The experiments were conducted using two versions of the LLaMA model: LLaMA-3-8B-Instruct and LLaMA-3-70B-Instruct.

**Evaluation procedure** For personality trait evaluation, we adopted the methodology from Huang et al. (2024) and used their crowd-sourced response scores for the BFI test, which consists of 44 questions, each rated on a scale from 1 (strongly disagree) to 5 (strongly agree). For the IPIP-NEO test, we utilized the 120-question set and crowd-sourced responses from Jiang et al. (2024a), which also employed a 1 to 5 rating scale. We measured the standard deviation by repeating each experiment five times, using a temperature setting of 0.6. To assess reasoning capabilities, we evaluated the models across five domains: (1) social reasoning on SocialIQA (Sap et al., 2019), (2) math reasoning on GSM8K (Cobbe et al., 2021) and MathQA (Amini et al., 2019), (3) hallucination detection on TruthfulQA (Lin et al., 2021), (4) commonsense reasoning on CommonsenseQA (Talmor et al., 2019) and PIQA (Bisk et al., 2020), and (5) general reasoning on MMLU (Hendrycks et al., 2020) and GPQA (Rein et al., 2023). Further implementation details, including the prompt templates, are explained in Appendix B.

## 5.2 PERSONALITY TRAIT ASSESSMENT RESULTS

Table 2 presents the BFI and IPIP-NEO personality assessment results across direct inference and various alignment baselines and methods, including instruction-based prompting, demonstration-

Benchmark	Direct	Method	Openness		Conscientiousness		Extraversion		Agreeableness		Neuroticism		Average	
			High ↑	Low ↑	High ↑	Low ↑	High ↑	Low ↑	High ↑	Low ↑	High ↑	Low ↑	High ↑	Low ↑
Social Reasoning														
SocialIQ	46.6	Prompt SFT DPO	40.8 50.3 41.5	43.9 50.4 44.5	42.9 50.9 44.7	39.9 46.8 37.6	43.3 50.0 43.0	42.0 50.3 43.6	42.4 50.5 44.8	40.8 46.6 39.0	39.1 48.2 40.0	44.1 50.6 45.3	41.7 50.0 42.8	42.1 48.9 42.0
Math Reasoning														
GSM8K	80.6	Prompt SFT DPO	75.7 85.8 87.9	70.1 76.2 88.5	73.5 86.4 90.2	32.6 81.7 80.6	80.8 85.1 88.9	33.5 86.7 90.4	87.2 87.0 87.3	77.8 74.5 90.0	26.0 76.0 15.2	89.4 87.3 91.0	68.6 84.1 73.9	60.7 81.3 88.1
MathQA	39.0	Prompt SFT DPO	33.5 43.3 33.9	33.5 42.6 34.7	32.8 43.0 32.9	31.5 43.3 28.1	32.3 43.2 30.5	33.3 42.7 35.0	33.6 42.9 31.3	32.4 42.9 32.8	32.1 42.8 28.9	34.1 43.3 34.0	32.9 43.0 31.5	33.0 43.0 32.9
Hallucination Detection														
TruthfulQA	58.6	Prompt SFT DPO	54.1 55.2 54.6	51.1 52.8 54.2	55.9 55.6 64.6	45.2 50.8 38.5	52.0 54.5 46.0	55.7 56.7 65.3	52.3 54.4 59.6	49.1 51.6 50.6	48.9 52.4 43.0	58.6 56.7 65.8	52.6 54.4 53.6	51.9 53.7 54.9
Commonsense Reasoning														
CommonsenseQA	27.0	Prompt SFT DPO	60.0 77.7 57.7	59.9 78.8 65.9	22.5 77.6 23.8	22.3 66.0 25.8	35.5 75.7 23.2	50.0 78.9 70.8	45.0 77.0 21.3	34.9 73.8 39.2	20.2 79.1 20.1	36.8 78.5 44.6	36.6 77.4 29.2	40.8 75.2 49.3
PIQA	80.4	Prompt SFT DPO	79.6 81.2 76.4	79.8 81.0 76.8	80.5 81.2 79.4	77.3 80.4 70.9	78.0 81.8 76.4	80.0 81.3 79.8	79.8 81.2 78.5	78.4 80.0 74.0	78.8 81.0 72.9	80.7 81.2 79.5	79.3 81.3 76.7	79.2 80.8 76.2
General Reasoning														
MMLU	74.5	Prompt SFT DPO	70.3 72.5 57.9	69.6 72.0 64.4	40.6 73.1 50.3	52.8 68.6 33.8	56.9 72.1 42.3	72.8 73.5 72.3	69.0 72.8 34.3	69.2 70.7 62.5	55.3 72.5 33.2	67.9 73.8 69.1	58.4 72.6 43.6	66.5 71.7 60.4
GPQA	33.5	Prompt SFT DPO	31.5 33.5 36.8	34.2 32.4 31.9	31.7 34.2 35.7	32.4 34.2 30.6	34.6 33.3 35.9	32.1 34.4 35.5	32.4 33.3 35.7	32.8 33.3 35.7	31.9 34.4 32.6	32.1 33.5 34.6	32.4 33.7 35.3	32.7 33.6 33.7
Average	55.0	Prompt SFT DPO	55.7 62.4 55.8	55.3 60.8 57.6	47.6 62.7 52.7	41.8 59.0 43.2	51.7 62.0 48.3	49.9 63.1 61.6	55.2 62.4 49.1	51.9 59.2 53.0	41.5 60.8 35.7	55.5 63.1 58.0	50.3 62.1 48.3	50.9 61.0 54.7

Table 3: Benchmark results for different personality traits on LLaMA-3-70B-Instruct. The evaluation metrics and full experiment results including standard deviations are detailed in Appendix D.2. **Direct** refers to direct inference without including personality-related prompts. **Prompt** refers to instruction-based prompting. On average, SFT achieves the best performance. Higher levels of conscientiousness and agreeableness, along with lower levels of extraversion and neuroticism, generally enhance reasoning capabilities.

based prompting, SFT, and DPO. The performance trends are consistent across both personality tests. Compared to direct inference, which lacks any personality trait descriptions, both prompting and training methods successfully reflect the induced traits in their responses to the personality questionnaires. Specifically, these methods produce higher scores for high trait levels and lower scores for low trait levels, indicating that the traits are effectively embedded.

However, training-based methods, SFT and DPO, induce more pronounced personality traits than the two prompting-based approaches. Yet, we find no substantial difference between SFT and DPO. The training-based methods notably excel in producing lower scores for low levels of personality traits when compared to prompting-based methods. This highlights the efficacy of training on the BIG5-CHAT dataset to induce personality traits. In contrast, while demonstration-based prompting uses examples from the same dataset in context, it does not achieve similar results, likely due to the lack of explicit training. It is important to note that we excluded results for instruction-based prompting on LLaMA-3-8B-Instruct, as the model exhibited a significant decline in instruction-following performance, making it difficult to extract meaningful answers. Overall, the LLaMA-3-8B-Instruct model underperforms compared to LLaMA-3-70B-Instruct, which is expected given the difference in parameter size and instruction-following capabilities.

### 5.3 REASONING EVALUATION RESULTS

The reasoning evaluation results for our training methods and baselines are shown in Table 3 for LLaMA-3-70B-Instruct, covering five reasoning domains. Overall, SFT consistently outperformed or matched DPO, and both training methods outperformed prompt-based approaches. This indicates that training on BIG5-CHAT does not impair question-answering abilities; in fact, training, especially with SFT, enhances social, mathematical, and commonsense reasoning for specific personality traits compared to direct inference. When comparing trait levels, models with higher



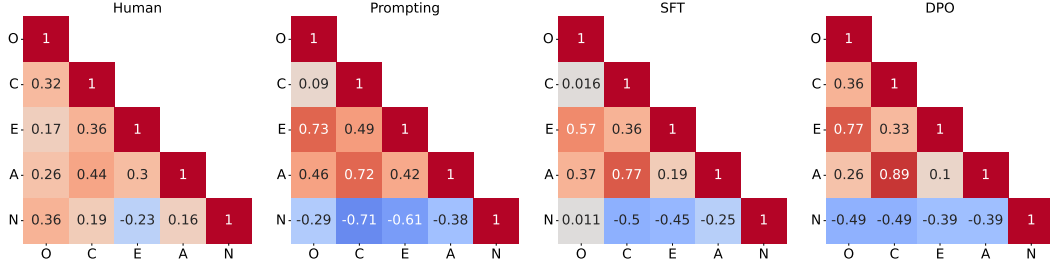


Figure 2: Intra-trait Pearson correlations for human distributions on IPIP-NEO and the corresponding results from instruction-based prompting, SFT, and DPO. O represents openness, C conscientiousness, E extraversion, A agreeableness, and N neuroticism. The correlations especially for SFT align well with human distributions across openness, conscientiousness, extraversion, and agreeableness. Neuroticism shows less alignment with the other four traits compared to human distribution.

conscientiousness and agreeableness generally outperformed those with lower levels. Openness showed no clear performance difference between levels, while models simulating lower levels of extraversion and neuroticism performed better. These trends were consistent across the majority of the benchmarks, indicating that certain personality trait levels can improve performance in reasoning tasks.

Furthermore, existing psychological research on the Big Five personality traits shows that openness, conscientiousness, and agreeableness enhance reasoning abilities for humans, while neuroticism and extraversion tends to impair cognition (John et al., 1999; Soto et al., 2011; Ackerman & Heggestad, 1997; Schaie et al., 2004; Chamorro-Premuzic et al., 2006). The differences across traits in performance on reasoning benchmarks somewhat align with the research on openness, conscientiousness, extraversion, agreeableness, and neuroticism, mirroring human cognitive tendencies in problem-solving and reasoning tasks (Ackerman & Heggestad, 1997; Schaie et al., 2004). Full results for the 70B model can be found in Appendix D.2, while results for the 8B model are discussed in Appendix D.3. A more detailed analysis of these findings is provided in Appendix D.4.

#### 5.4 INTRA-TRAIT CORRELATIONS

To assess how well the prompting and training methods simulate intra-trait correlations observed in human data, we first calculated the intra-trait correlations from real human distributions using the IPIP-NEO questionnaire, based on the PAPI-120-600K dataset from Zhu et al. (2024), which includes 619K human responses to the IPIP-NEO. Next, we computed the intra-trait correlations for the prompting, SFT, and DPO methods using the results from Table 2. These correlations are visualized in Figure 2, showing that most traits are positively correlated, with the exception of neuroticism. To quantify the similarity between the method-generated and human correlation matrices, we calculated the matrix distance using the Frobenius norm, where 0 represents perfect similarity and 10 indicates maximum dissimilarity. The matrix distances were 2.10 for prompting, 1.55 for SFT, and 2.06 for DPO. These results suggest that the trained models, particularly SFT, more accurately capture the trait correlations seen in natural human data compared to the prompting-based methods.

## 6 RELATED WORKS

### 6.1 INDUCING PERSONALITY TRAITS IN LLMs

The personality traits of LLMs greatly influence their responses to human prompts, making personality alignment a key research area (Chen et al., 2024b; Jiang et al., 2024b; Kovačević et al., 2024; Lee et al., 2024; Zhu et al., 2024; Anthropic, 2024). Approaches include parameter-frozen methods, like in-context learning and retrieval-augmented generation, which configure personality profiles within the context of interactions without altering model parameters (Chen et al., 2022; Jiang et al., 2024a; Tu et al., 2024), and parameter-tuning methods, such as supervised fine-tuning, RLHF, and DPO, which adjust model parameters to internalize personality traits (Petrov et al., 2024; Vu et al.,

2024; Stiennon et al., 2020; Ouyang et al., 2022; Zhang et al., 2024; Zeng et al., 2024b;a). While many studies use LLM-generated data to induce personality traits, these texts often lack human-like psycholinguistic properties (Cui et al., 2023; Chen et al., 2024a; Muñoz-Ortiz et al., 2023; Seals & Shalin, 2023). In contrast, our work utilizes an expert generator model trained on real human data with specific Big Five traits to guide alignment data generation, offering a more human-like approach to inducing personality traits in LLMs.

## 6.2 ASSESSING PERSONALITY TRAITS IN LLMs

Various psychological theories, particularly the Big Five model, have played a key role in understanding human personality traits, examining dimensions such as openness, conscientiousness, extraversion, agreeableness, and neuroticism (Cattell, 1957; Myers et al., 1962; John et al., 1999; Paulhus & Williams, 2002; Sato, 2005). These traits are often measured using psychometric tests like the Big Five Inventory (BFI) (John et al., 1999) and the NEO-PI-R (Costa & McCrae, 2008). In recent studies, similar assessments have been adapted to LLMs using prompting techniques (Huang et al., 2024; Karra et al., 2022; Petrov et al., 2024). However, the validity and reliability of these methods remain contested (Shu et al., 2024; Huang et al., 2023; Serapio-García et al., 2023). Our approach builds on this work by evaluating the personalities of LLMs post-alignment using a zero-shot classifier and testing their capabilities on social and general reasoning benchmarks, demonstrating the effectiveness of our alignment method (Tan et al., 2024; Kim et al., 2023b; Zhu et al., 2024).

## 7 CONCLUSION

In this work, we addressed the challenge of embedding realistic human personality traits into LLMs by introducing BIG5-CHAT, a large-scale dataset of 100,000 dialogues capturing realistic Big Five personality expressions. Previous prompting-based approaches often exaggerated traits and raised validity concerns, so we used SFT and DPO on BIG5-CHAT to induce personality traits more naturally. Our results show that these training-based methods outperform prompting on personality assessments such as BFI and IPIP-NEO, with more expressive and pronounced traits and intra-trait correlations that align with human data. Furthermore, we observed that LLMs trained with higher levels of conscientiousness and agreeableness excel in various reasoning tasks, including social, mathematical, commonsense, general reasoning, and hallucination detection, while models with lower extraversion and neuroticism performed better at all reasoning tasks. These findings align with psychological studies on personality’s impact on human cognition. Our work demonstrates that training-based approaches grounded in real human data can more effectively shape LLM personalities and improve reasoning performance, offering a novel pathway for developing adaptive, human-like AI systems.

## 8 LIMITATIONS & FUTURE WORK

While our study aims to embed realistic human personality traits into LLMs, there are several limitations that can be addressed in future work. First, our focus on the Big Five personality traits, while well-established, may not capture the full spectrum of human personality. Other frameworks, such as Dark Triad Dirty Dozen (Jonason & Webster, 2010) and EPQ-R (Eysenck, 1997), could provide additional insights into the generalizability of personality induction in LLMs. Additionally, there is a risk of inadvertently reinforcing societal biases, as LLMs trained on human-generated data may inherit harmful stereotypes or undesirable behaviors (Kotek et al., 2023; Liao & Wortman Vaughan, 2024). Although our induced personalities are intended to be neutral, further research is needed to ensure LLMs do not replicate or amplify biases or abnormal mental behaviors, which could negatively impact their usage. Lastly, while our study investigates the correlation between personality traits and reasoning capabilities, this analysis is limited to specific tasks and contexts. Expanding this research to include a broader range of reasoning tasks and scenarios would provide a deeper understanding of how different traits influence cognitive abilities in LLMs. These limitations highlight important areas for future exploration in creating more nuanced, ethical, and effective personality-imbued LLMs.

## ACKNOWLEDGMENTS

We would like to express our gratitude to Daniel Fried for his insightful suggestions regarding the correlation of personality traits. We thank Kshitish Ghate for his valuable recommendation on using separate classifiers for each dimension of analysis. We thank Jivitesh Jain, Aashiq Muhamed, Alfredo Gomez, Karina Halevy, and Nishant Subramani for their helpful suggestions on writing.

This material is based upon work supported by the Defense Advanced Research Projects Agency (DARPA) under Agreement No. HR00112490410.

## AUTHOR CONTRIBUTIONS

The conceptualization and design of this project were primarily led by Wenkai and Jiarui, with regular input and discussions involving Andy and Xuhui, under the supervision of Mona and Maarten. Andy and Xuhui provided high-level guidance on the project proposal, implementation strategies, paper refinement, and also actively participated in project discussions. Mona and Maarten offered valuable insights on research direction, methodology design, dataset collection, and paper writing.

Wenkai and Jiarui led the dataset collection efforts. Wenkai conducted the dataset statistical analysis and DPO implementation. Jiarui carried out the implementations of the DExperts decoding approach on the Huggingface package, prompting-based methods, SFT, and personality test inferences. Both Wenkai and Jiarui were responsible for benchmark inferences.

Jiarui and Wenkai jointly led the paper writing process. Jiarui contributed to the Abstract, Introduction, Background, Experiments, Discussions, Conclusion, and Limitations sections. Wenkai contributed to the Methodology, Big5-Chat Dataset section, the creation of the overview figure and the literature review, helped the Abstract, Introduction, and reasoning experiment results tables, and added all the appendix content.

## REFERENCES

- Phillip L Ackerman and Eric D Heggstad. Intelligence, personality, and interests: evidence for overlapping traits. *Psychological bulletin*, 121(2):219, 1997.
- Rangina Ahmad, Dominik Siemon, Ulrich Gnewuch, and Susanne Robra-Bissantz. Designing personality-adaptive conversational agents for mental health care. *Information Systems Frontiers*, 24(3):923–943, 2022.
- Aida Amini, Saadia Gabriel, Peter Lin, Rik Koncel-Kedziorski, Yejin Choi, and Hannaneh Hajishirzi. Mathqa: Towards interpretable math word problem solving with operation-based formalisms. *arXiv preprint arXiv:1905.13319*, 2019.
- Anthropic. Claude’s character, 2024. URL <https://www.anthropic.com/research/claude-character>. Accessed: 2024-08-30.
- Michael C Ashton, Kibeom Lee, and Sampo V Paunonen. What is the central feature of extraversion? social attention versus reward sensitivity. *Journal of personality and social psychology*, 83(1):245, 2002.
- Mark W Baldwin. Relational schemas and the processing of social information. *Psychological bulletin*, 112(3):461, 1992.
- Albert Bandura, Dorothea Ross, and Sheila A Ross. Transmission of aggression through imitation of aggressive models. *The Journal of Abnormal and Social Psychology*, 63(3):575, 1961.
- Murray R Barrick and Michael K Mount. The big five personality dimensions and job performance: a meta-analysis. *Personnel psychology*, 44(1):1–26, 1991.
- Yonatan Bisk, Rowan Zellers, Jianfeng Gao, Yejin Choi, et al. Piqa: Reasoning about physical commonsense in natural language. In *Proceedings of the AAAI conference on artificial intelligence*, volume 34, pp. 7432–7439, 2020.

- Gerhard Bickel. Personality traits, learning strategies, and performance. *European Journal of personality*, 10(5):337–352, 1996.
- Raymond B Cattell. Personality and motivation structure and measurement. 1957.
- Tomas Chamorro-Premuzic and Adrian Furnham. Intellectual competence and the intelligent personality: A third way in differential psychology. *Review of General Psychology*, 10(3):251–267, 2006.
- Tomas Chamorro-Premuzic, Adrian Furnham, and Konstantinos Petrides. Personality and intelligence. *Journal of Individual Differences*, 27(3):147–150, 2006.
- Hongzhan Chen, Hehong Chen, Ming Yan, Wenshen Xu, Xing Gao, Weizhou Shen, Xiaojun Quan, Chenliang Li, Ji Zhang, Fei Huang, et al. Roleinteract: Evaluating the social interaction of role-playing agents. *arXiv preprint arXiv:2403.13679*, 2024a.
- Nuo Chen, Yan Wang, Haiyun Jiang, Deng Cai, Yuhao Li, Ziyang Chen, Longyue Wang, and Jia Li. Large language models meet harry potter: A bilingual dataset for aligning dialogue agents with characters. *arXiv preprint arXiv:2211.06869*, 2022.
- Nuo Chen, Y Wang, Yang Deng, and Jia Li. The oscars of ai theater: A survey on role-playing with language models. *arXiv preprint arXiv:2407.11484*, 2024b.
- Myra Cheng, Tiziano Piccardi, and Diyi Yang. Compost: Characterizing and evaluating caricature in llm simulations. *arXiv preprint arXiv:2310.11501*, 2023.
- Karl Cobbe, Vineet Kosaraju, Mohammad Bavarian, Mark Chen, Heewoo Jun, Lukasz Kaiser, Matthias Plappert, Jerry Tworek, Jacob Hilton, Reiichiro Nakano, et al. Training verifiers to solve math word problems. *arXiv preprint arXiv:2110.14168*, 2021.
- Paul T Costa and Robert R McCrae. The revised neo personality inventory (neo-pi-r). *The SAGE handbook of personality theory and assessment*, 2(2):179–198, 2008.
- Paul T Costa Jr, James L Fozard, Robert R McCrae, and Raymond Bossé. Relations of age and personality dimensions to cognitive ability factors. *Journal of gerontology*, 31(6):663–669, 1976.
- Jiaxi Cui, Liuzhenghao Lv, Jing Wen, Jing Tang, YongHong Tian, and Li Yuan. Machine mindset: An mbti exploration of large language models. *arXiv preprint arXiv:2312.12999*, 2023.
- John M Digman. Personality structure: Emergence of the five-factor model. *Annual review of psychology*, 41(1):417–440, 1990.
- Florian E Dörner, Tom Sühr, Samira Samadi, and Augustin Kelava. Do personality tests generalize to large language models? *arXiv preprint arXiv:2311.05297*, 2023.
- Abhimanyu Dubey, Abhinav Jauhri, Abhinav Pandey, Abhishek Kadian, Ahmad Al-Dahle, Aiesha Letman, Akhil Mathur, Alan Schelten, Amy Yang, Angela Fan, Anirudh Goyal, Anthony Hartshorn, Aobo Yang, Archi Mitra, Archie Sravankumar, Artem Korenev, Arthur Hinsvark, Arun Rao, Aston Zhang, Aurelien Rodriguez, Austen Gregerson, Ava Spataru, Baptiste Roziere, Bethany Biron, Binh Tang, Bobbie Chern, Charlotte Caucheteux, Chaya Nayak, Chloe Bi, Chris Marra, Chris McConnell, Christian Keller, Christophe Touret, Chunyang Wu, Corinne Wong, Cristian Canton Ferrer, Cyrus Nikolaidis, Damien Allonsius, Daniel Song, Danielle Pintz, Danny Livshits, David Esiobu, Dhruv Choudhary, Dhruv Mahajan, Diego Garcia-Olano, Diego Perino, Dieuwke Hupkes, Egor Lakomkin, Ehab AlBadawy, Elina Lobanova, Emily Dinan, Eric Michael Smith, Filip Radenovic, Frank Zhang, Gabriel Synnaeve, Gabrielle Lee, Georgia Lewis Anderson, Graeme Nail, Gregoire Mialon, Guan Pang, Guillem Cucurell, Hailey Nguyen, Hannah Korevaar, Hu Xu, Hugo Touvron, Iliyan Zarov, Imanol Arrieta Ibarra, Isabel Kloumann, Ishan Misra, Ivan Evtimov, Jade Copet, Jaewon Lee, Jan Geffert, Jana Vranes, Jason Park, Jay Mahadeokar, Jeet Shah, Jelmer van der Linde, Jennifer Billock, Jenny Hong, Jenya Lee, Jeremy Fu, Jianfeng Chi, Jianyu Huang, Jiawen Liu, Jie Wang, Jiecao Yu, Joanna Bitton, Joe Spisak, Jongsoo Park, Joseph Rocca, Joshua Johnstun, Joshua Saxe, Junteng Jia, Kalyan Vasuden Alwala, Kartikeya Upasani, Kate Plawiak, Ke Li, Kenneth Heafield, Kevin Stone, Khalid El-Arini, Krithika Iyer, Kshitiz Malik, Kuenley Chiu, Kunal Bhalla, Lauren Rantala-Yeary, Laurens van der

Maaten, Lawrence Chen, Liang Tan, Liz Jenkins, Louis Martin, Lovish Madaan, Lubo Malo, Lukas Blecher, Lukas Landzaat, Luke de Oliveira, Madeline Muzzi, Mahesh Pasupuleti, Mannat Singh, Manohar Paluri, Marcin Kardas, Mathew Oldham, Mathieu Rita, Maya Pavlova, Melanie Kambadur, Mike Lewis, Min Si, Mitesh Kumar Singh, Mona Hassan, Naman Goyal, Narjes Torabi, Nikolay Bashlykov, Nikolay Bogoychev, Niladri Chatterji, Olivier Duchenne, Onur Çelebi, Patrick Alrassy, Pengchuan Zhang, Pengwei Li, Petar Vasic, Peter Weng, Prajjwal Bhargava, Pratik Dubal, Praveen Krishnan, Punit Singh Koura, Puxin Xu, Qing He, Qingxiao Dong, Ragavan Srinivasan, Raj Ganapathy, Ramon Calderer, Ricardo Silveira Cabral, Robert Stojnic, Roberta Raileanu, Rohit Girdhar, Rohit Patel, Romain Sauvestre, Ronnie Polidoro, Roshan Sumbaly, Ross Taylor, Ruan Silva, Rui Hou, Rui Wang, Saghar Hosseini, Sahana Chennabasappa, Sanjay Singh, Sean Bell, Seohyun Sonia Kim, Sergey Edunov, Shaoliang Nie, Sharan Narang, Sharath Raparthy, Sheng Shen, Shengye Wan, Shruti Bhosale, Shun Zhang, Simon Vandenhende, Soumya Batra, Spencer Whitman, Sten Sootla, Stephane Collot, Suchin Gururangan, Sydney Borodinsky, Tamar Herman, Tara Fowler, Tarek Sheasha, Thomas Georgiou, Thomas Scialom, Tobias Speckbacher, Todor Mihaylov, Tong Xiao, Ujjwal Karn, Vedanuj Goswami, Vibhor Gupta, Vignesh Ramanathan, Viktor Kerkez, Vincent Gonguet, Virginie Do, Vish Vogeti, Vladan Petrovic, Weiwei Chu, Wenhan Xiong, Wenyan Fu, Whitney Meers, Xavier Martinet, Xiaodong Wang, Xiaoqing Ellen Tan, Xinfeng Xie, Xuchao Jia, Xuwei Wang, Yaelle Goldschlag, Yashesh Gaur, Yasmine Babaei, Yi Wen, Yiwen Song, Yuchen Zhang, Yue Li, Yuning Mao, Zacharie Delpierre Couderc, Zheng Yan, Zhengxing Chen, Zoe Papakipos, Aaditya Singh, Aaron Grattafiori, Abha Jain, Adam Kelsey, Adam Shajnfeld, Adithya Gangidi, Adolfo Victoria, Ahuva Goldstand, Ajay Menon, Ajay Sharma, Alex Boesenberg, Alex Vaughan, Alexei Baevski, Allie Feinstein, Amanda Kallet, Amit Sangani, Anam Yunus, Andrei Lupu, Andres Alvarado, Andrew Caples, Andrew Gu, Andrew Ho, Andrew Poulton, Andrew Ryan, Ankit Ramchandani, Annie Franco, Aparajita Saraf, Arkabandhu Chowdhury, Ashley Gabriel, Ashwin Bharambe, Assaf Eisenman, Azadeh Yazdan, Beau James, Ben Maurer, Benjamin Leonhardi, Bernie Huang, Beth Loyd, Beto De Paola, Bhargavi Paranjape, Bing Liu, Bo Wu, Boyu Ni, Braden Hancock, Bram Wasti, Brandon Spence, Brani Stojkovic, Brian Gamido, Britt Montalvo, Carl Parker, Carly Burton, Catalina Mejia, Changhan Wang, Changkyu Kim, Chao Zhou, Chester Hu, Ching-Hsiang Chu, Chris Cai, Chris Tindal, Christoph Feichtenhofer, Damon Civin, Dana Beaty, Daniel Kreymer, Daniel Li, Danny Wyatt, David Adkins, David Xu, Davide Testuggine, Delia David, Devi Parikh, Diana Liskovich, Didem Foss, Dingkang Wang, Duc Le, Dustin Holland, Edward Dowling, Eissa Jamil, Elaine Montgomery, Eleonora Presani, Emily Hahn, Emily Wood, Erik Brinkman, Esteban Arcaute, Evan Dunbar, Evan Smothers, Fei Sun, Felix Kreuk, Feng Tian, Firat Ozgenel, Francesco Caggioni, Francisco Guzmán, Frank Kanayet, Frank Seide, Gabriela Medina Florez, Gabriella Schwarz, Gada Badeer, Georgia Swee, Gil Halpern, Govind Thattai, Grant Herman, Grigory Sizov, Guangyi, Zhang, Guna Lakshminarayanan, Hamid Shojanazeri, Han Zou, Hannah Wang, Hanwen Zha, Haroun Habeeb, Harrison Rudolph, Helen Suk, Henry Aspegren, Hunter Goldman, Igor Molybog, Igor Tufanov, Irina-Elena Veliche, Itai Gat, Jake Weissman, James Geboski, James Kohli, Japhet Asher, Jean-Baptiste Gaya, Jeff Marcus, Jeff Tang, Jennifer Chan, Jenny Zhen, Jeremy Reizenstein, Jeremy Teboul, Jessica Zhong, Jian Jin, Jingyi Yang, Joe Cummings, Jon Carvill, Jon Shepard, Jonathan McPhie, Jonathan Torres, Josh Ginsburg, Junjie Wang, Kai Wu, Kam Hou U, Karan Saxena, Karthik Prasad, Kartikay Khandelwal, Katayoun Zand, Kathy Matosich, Kaushik Veeraraghavan, Kelly Michelena, Keqian Li, Kun Huang, Kunal Chawla, Kushal Lakhotia, Kyle Huang, Lailin Chen, Lakshya Garg, Lavender A, Leandro Silva, Lee Bell, Lei Zhang, Liangpeng Guo, Licheng Yu, Liron Moshkovich, Luca Wehrstedt, Madian Khabza, Manav Avalani, Manish Bhatt, Maria Tsimpoukelli, Martynas Mankus, Matan Hasson, Matthew Lennie, Matthias Reso, Maxim Groshev, Maxim Naumov, Maya Lathi, Meghan Keenally, Michael L. Seltzer, Michal Valko, Michelle Restrepo, Mihir Patel, Mik Vyatskov, Mikayel Samvelyan, Mike Clark, Mike Macey, Mike Wang, Miquel Jubert Hermoso, Mo Metanat, Mohammad Rastegari, Munish Bansal, Nandhini Santhanam, Natascha Parks, Natasha White, Navyata Bawa, Nayan Singhal, Nick Egebo, Nicolas Usunier, Nikolay Pavlovich Laptev, Ning Dong, Ning Zhang, Norman Cheng, Oleg Chernoguz, Olivia Hart, Omkar Salpekar, Ozlem Kalinli, Parkin Kent, Parth Parekh, Paul Saab, Pavan Balaji, Pedro Rittner, Philip Bontrager, Pierre Roux, Piotr Dollar, Polina Zvyagina, Prashant Ratanchandani, Pritish Yuvraj, Qian Liang, Rachad Alao, Rachel Rodriguez, Rafi Ayub, Raghotham Murthy, Raghu Nayani, Rahul Mitra, Raymond Li, Rebekkah Hogan, Robin Battey, Rocky Wang, Rohan Maheswari, Russ Howes, Ruty Rinott, Sai Jayesh Bondu, Samyak Datta, Sara Chugh, Sara Hunt, Sargun Dhillon, Sasha Sidorov, Sadadru Pan, Saurabh Verma, Seiji Yamamoto, Sharadh Ramaswamy, Shaun Lindsay, Shaun Lind-

- say, Sheng Feng, Shenghao Lin, Shengxin Cindy Zha, Shiva Shankar, Shuqiang Zhang, Shuqiang Zhang, Sinong Wang, Sneha Agarwal, Soji Sajuyigbe, Soumith Chintala, Stephanie Max, Stephen Chen, Steve Kehoe, Steve Satterfield, Sudarshan Govindaprasad, Sumit Gupta, Sungmin Cho, Sunny Virk, Suraj Subramanian, Sy Choudhury, Sydney Goldman, Tal Remez, Tamar Glaser, Tamara Best, Thilo Kohler, Thomas Robinson, Tianhe Li, Tianjun Zhang, Tim Matthews, Timothy Chou, Tzook Shaked, Varun Vontimitta, Victoria Ajayi, Victoria Montanez, Vijai Mohan, Vinay Satish Kumar, Vishal Mangla, Vlad Ionescu, Vlad Poenaru, Vlad Tiberiu Mihailescu, Vladimir Ivanov, Wei Li, Wenchen Wang, Wenwen Jiang, Wes Bouaziz, Will Constable, Xiaocheng Tang, Xiaofang Wang, Xiaojian Wu, Xiaolan Wang, Xide Xia, Xilun Wu, Xinbo Gao, Yanjun Chen, Ye Hu, Ye Jia, Ye Qi, Yenda Li, Yilin Zhang, Ying Zhang, Yossi Adi, Youngjin Nam, Yu, Wang, Yuchen Hao, Yundi Qian, Yuzi He, Zach Rait, Zachary DeVito, Zef Rosnbrick, Zhaoduo Wen, Zhenyu Yang, and Zhiwei Zhao. The llama 3 herd of models, 2024. URL <https://arxiv.org/abs/2407.21783>.
- Jon Elster. *Explaining social behavior: More nuts and bolts for the social sciences*. Cambridge University Press, 2015.
- HJ Eysenck. Eysenck personality questionnaire-revised (epq-r) and short scale (epq-rs). *Madrid: TEA Ediciones*, 1997.
- Michael W Eysenck. *Anxiety: The cognitive perspective*. Psychology Press, 2013.
- Iustin Floroiu. Big5personalityessays: Introducing a novel synthetic generated dataset consisting of short state-of-consciousness essays annotated based on the five factor model of personality. *arXiv preprint arXiv:2407.17586*, 2024.
- Ivar Frisch and Mario Giulianelli. Llm agents in interaction: Measuring personality consistency and linguistic alignment in interacting populations of large language models. *arXiv preprint arXiv:2402.02896*, 2024.
- Adrian Furnham. The big five versus the big four: the relationship between the myers-briggs type indicator (mbti) and neo-pi five factor model of personality. *Personality and individual differences*, 21(2):303–307, 1996.
- Chen Gao, Xiaochong Lan, Nian Li, Yuan Yuan, Jingtao Ding, Zhilun Zhou, Fengli Xu, and Yong Li. Large language models empowered agent-based modeling and simulation: A survey and perspectives. *Humanities and Social Sciences Communications*, 11(1):1–24, 2024.
- Eileen K Graham and Margie E Lachman. Personality stability is associated with better cognitive performance in adulthood: are the stable more able? *Journals of Gerontology Series B: Psychological Sciences and Social Sciences*, 67(5):545–554, 2012.
- WG Graziano. Agreeableness: A dimension of personality, 1997.
- Dan Hendrycks, Collin Burns, Steven Basart, Andy Zou, Mantas Mazeika, Dawn Song, and Jacob Steinhardt. Measuring massive multitask language understanding. *arXiv preprint arXiv:2009.03300*, 2020.
- Edward J Hu, Yelong Shen, Phillip Wallis, Zeyuan Allen-Zhu, Yanzhi Li, Shean Wang, Lu Wang, and Weizhu Chen. LoRA: Low-rank adaptation of large language models. In *International Conference on Learning Representations*, 2022. URL <https://openreview.net/forum?id=nZeVKeeFYf9>.
- Jen-tse Huang, Wenxuan Wang, Man Ho Lam, Eric John Li, Wenxiang Jiao, and Michael R. Lyu. Revisiting the reliability of psychological scales on large language models. *arXiv preprint arXiv:2305.19926*, 2023.
- Jen-tse Huang, Wenxuan Wang, Eric John Li, Man Ho Lam, Shujie Ren, Youliang Yuan, Wenxiang Jiao, Zhaopeng Tu, and Michael R. Lyu. On the humanity of conversational ai: Evaluating the psychological portrayal of llms. In *Proceedings of the Twelfth International Conference on Learning Representations (ICLR)*, 2024.
- Guangyuan Jiang, Manjie Xu, Song-Chun Zhu, Wenjuan Han, Chi Zhang, and Yixin Zhu. Evaluating and inducing personality in pre-trained language models. In *NeurIPS*, 2023.

- Guangyuan Jiang, Manjie Xu, Song-Chun Zhu, Wenjuan Han, Chi Zhang, and Yixin Zhu. Evaluating and inducing personality in pre-trained language models. *Advances in Neural Information Processing Systems*, 36, 2024a.
- Hang Jiang, Xiajie Zhang, Xubo Cao, Cynthia Breazeal, Deb Roy, and Jad Kabbara. Personallm: Investigating the ability of large language models to express personality traits, 2024b. URL <https://arxiv.org/abs/2305.02547>.
- Oliver P John, Sanjay Srivastava, et al. The big-five trait taxonomy: History, measurement, and theoretical perspectives. *Handbook of personality: theory and research*, 1999.
- Oliver P John, Laura P Naumann, and Christopher J Soto. Paradigm shift to the integrative big five trait taxonomy. *Handbook of personality: Theory and research*, 3(2):114–158, 2008.
- John A Johnson. Measuring thirty facets of the five factor model with a 120-item public domain inventory: Development of the ipip-neo-120. *Journal of research in personality*, 51:78–89, 2014.
- Peter Karl Jonason and Gregory D. Webster. The dirty dozen: a concise measure of the dark triad. *Psychological assessment*, 22 2:420–32, 2010. URL <https://api.semanticscholar.org/CorpusID:39634208>.
- Junko Kanero, Cansu Oranç, Sümeyye Koşku, G Tarcan Kumkale, Tilbe Göksun, and Aylin C Küntay. Are tutor robots for everyone? the influence of attitudes, anxiety, and personality on robot-led language learning. *International Journal of Social Robotics*, 14(2):297–312, 2022.
- Saketh Reddy Karra, Son The Nguyen, and Theja Tulabandhula. Estimating the personality of white-box language models. *arXiv preprint arXiv:2204.12000*, 2022.
- Hyunwoo Kim, Jack Hessel, Liwei Jiang, Peter West, Ximing Lu, Youngjae Yu, Pei Zhou, Ronan Le Bras, Malihe Alikhani, Gunhee Kim, et al. Soda: Million-scale dialogue distillation with social commonsense contextualization. *arXiv preprint arXiv:2212.10465*, 2022.
- Hyunwoo Kim, Jack Hessel, Liwei Jiang, Peter West, Ximing Lu, Youngjae Yu, Pei Zhou, Ronan Le Bras, Malihe Alikhani, Gunhee Kim, Maarten Sap, and Yejin Choi. Soda: Million-scale dialogue distillation with social commonsense contextualization, 2023a. URL <https://arxiv.org/abs/2212.10465>.
- Hyunwoo Kim, Melanie Sclar, Xuhui Zhou, Ronan Bras, Gunhee Kim, Yejin Choi, and Maarten Sap. FANToM: A benchmark for stress-testing machine theory of mind in interactions. In Houda Bouamor, Juan Pino, and Kalika Bali (eds.), *Proceedings of the 2023 Conference on Empirical Methods in Natural Language Processing*, pp. 14397–14413, Singapore, December 2023b. Association for Computational Linguistics. doi: 10.18653/v1/2023.emnlp-main.890. URL <https://aclanthology.org/2023.emnlp-main.890>.
- Hadas Kotek, Rikker Dockum, and David Sun. Gender bias and stereotypes in large language models. In *Proceedings of the ACM collective intelligence conference*, pp. 12–24, 2023.
- Nikola Kovačević, Christian Holz, Markus Gross, and Rafael Wampfler. The personality dimensions gpt-3 expresses during human-chatbot interactions. *Proc. ACM Interact. Mob. Wearable Ubiquitous Technol.*, 8(2), may 2024. doi: 10.1145/3659626. URL <https://doi.org/10.1145/3659626>.
- Seongyun Lee, Sue Hyun Park, Seungone Kim, and Minjoon Seo. Aligning to thousands of preferences via system message generalization. *arXiv preprint arXiv:2405.17977*, 2024.
- Jiale Li, Jiayang Li, Jiahao Chen, Yifan Li, Shijie Wang, Hugo Zhou, Minjun Ye, and Yunsheng Su. Evolving agents: Interactive simulation of dynamic and diverse human personalities. *arXiv preprint arXiv:2404.02718*, 2024.
- Xingxuan Li, Yutong Li, Shafiq Joty, Linlin Liu, Fei Huang, Lin Qiu, and Lidong Bing. Does gpt-3 demonstrate psychopathy? evaluating large language models from a psychological perspective. *arXiv preprint arXiv:2212.10529*, 2022.

- Q. Vera Liao and Jennifer Wortman Vaughan. AI Transparency in the Age of LLMs: A Human-Centered Research Roadmap. *Harvard Data Science Review*, (Special Issue 5), may 31 2024. <https://hdsr.mitpress.mit.edu/pub/aelql9qy>.
- Filip Lievens, Charlie L Reeve, and Eric D Heggstad. An examination of psychometric bias due to retesting on cognitive ability tests in selection settings. *Journal of Applied Psychology*, 92(6): 1672, 2007.
- Stephanie Lin, Jacob Hilton, and Owain Evans. Truthfulqa: Measuring how models mimic human falsehoods. *arXiv preprint arXiv:2109.07958*, 2021.
- Alisa Liu, Maarten Sap, Ximing Lu, Swabha Swayamdipta, Chandra Bhagavatula, Noah A Smith, and Yejin Choi. Dexperts: Decoding-time controlled text generation with experts and anti-experts. *arXiv preprint arXiv:2105.03023*, 2021.
- Yinhan Liu, Myle Ott, Naman Goyal, Jingfei Du, Mandar Joshi, Danqi Chen, Omer Levy, Mike Lewis, Luke Zettlemoyer, and Veselin Stoyanov. Roberta: A robustly optimized bert pretraining approach. *ArXiv*, abs/1907.11692, 2019. URL <https://api.semanticscholar.org/CorpusID:198953378>.
- Yao Lu, Max Bartolo, Alastair Moore, Sebastian Riedel, and Pontus Stenetorp. Fantastically ordered prompts and where to find them: Overcoming few-shot prompt order sensitivity. *arXiv preprint arXiv:2104.08786*, 2021.
- Shengyu Mao, Ningyu Zhang, Xiaohan Wang, Mengru Wang, Yunzhi Yao, Yong Jiang, Pengjun Xie, Fei Huang, and Huajun Chen. Editing personality for llms. *arXiv preprint arXiv:2310.02168*, 2023.
- Gerald Matthews and Kirby Gilliland. The personality theories of hj eysenck and ja gray: A comparative review. *Personality and Individual differences*, 26(4):583–626, 1999.
- Robert R McCrae. Creativity, divergent thinking, and openness to experience. *Journal of personality and social psychology*, 52(6):1258, 1987.
- Robert R McCrae and Paul T Costa Jr. Personality trait structure as a human universal. *American psychologist*, 52(5):509, 1997.
- Robert R McCrae and Oliver P John. An introduction to the five-factor model and its applications. *Journal of personality*, 60(2):175–215, 1992.
- Moran Mizrahi, Guy Kaplan, Dan Malkin, Rotem Dror, Dafna Shahaf, and Gabriel Stanovsky. State of what art? a call for multi-prompt llm evaluation. *Transactions of the Association for Computational Linguistics*, 12:933–949, 2024.
- Joanna Moutafi, Adrian Furnham, and John Crump. Demographic and personality predictors of intelligence: A study using the neo personality inventory and the myers-briggs type indicator. *European Journal of Personality*, 17(1):79–94, 2003.
- Alberto Muñoz-Ortiz, Carlos Gómez-Rodríguez, and David Vilares. Contrasting linguistic patterns in human and llm-generated text. *arXiv preprint arXiv:2308.09067*, 2023.
- Isabel Briggs Myers et al. *The myers-briggs type indicator*, volume 34. Consulting Psychologists Press Palo Alto, CA, 1962.
- Carlos Olea, Holly Tucker, Jessica Phelan, Cameron Pattison, Shen Zhang, Maxwell Lieb, and J White. Evaluating persona prompting for question answering tasks. In *Proceedings of the 10th international conference on artificial intelligence and soft computing*, Sydney, Australia, 2024.
- OpenAI. Hello, gpt-4 turbo, 2024. URL <https://openai.com/index/hello-gpt-4o/>. Accessed: 2024-10-01.
- Long Ouyang, Jeffrey Wu, Xu Jiang, Diogo Almeida, Carroll Wainwright, Pamela Mishkin, Chong Zhang, Sandhini Agarwal, Katarina Slama, Alex Ray, et al. Training language models to follow instructions with human feedback. *Advances in neural information processing systems*, 35: 27730–27744, 2022.



- Keyu Pan and Yawen Zeng. Do llms possess a personality? making the mbti test an amazing evaluation for large language models. *arXiv preprint arXiv:2307.16180*, 2023.
- Joon Sung Park, Joseph C. O’Brien, Carrie J. Cai, Meredith Ringel Morris, Percy Liang, and Michael S. Bernstein. Generative agents: Interactive simulacra of human behavior. *Proceedings of the 36th Annual ACM Symposium on User Interface Software and Technology*, 2023. URL <https://api.semanticscholar.org/CorpusID:258040990>.
- Delroy L Paulhus and Kevin M Williams. The dark triad of personality: Narcissism, machiavellianism, and psychopathy. *Journal of research in personality*, 36(6):556–563, 2002.
- Nikolay B Petrov, Gregory Serapio-García, and Jason Rentfrow. Limited ability of llms to simulate human psychological behaviours: a psychometric analysis. *arXiv preprint arXiv:2405.07248*, 2024.
- David J Pittenger. The utility of the myers-briggs type indicator. *Review of educational research*, 63(4):467–488, 1993.
- Arthur E Poropat. A meta-analysis of the five-factor model of personality and academic performance. *Psychological bulletin*, 135(2):322, 2009.
- Alisha Pradhan and Amanda Lazar. Hey google, do you have a personality? designing personality and personas for conversational agents. In *Proceedings of the 3rd Conference on Conversational User Interfaces*, pp. 1–4, 2021.
- Rafael Rafailov, Archit Sharma, Eric Mitchell, Christopher D Manning, Stefano Ermon, and Chelsea Finn. Direct preference optimization: Your language model is secretly a reward model. *Advances in Neural Information Processing Systems*, 36, 2024.
- David Rein, Betty Li Hou, Asa Cooper Stickland, Jackson Petty, Richard Yuanzhe Pang, Julien Dirani, Julian Michael, and Samuel R Bowman. Gpqa: A graduate-level google-proof q&a benchmark. *arXiv preprint arXiv:2311.12022*, 2023.
- Brent W Roberts, Carl Lejuez, Robert F Krueger, Jessica M Richards, and Patrick L Hill. What is conscientiousness and how can it be assessed? *Developmental psychology*, 50(5):1315, 2014.
- Michael D Robinson and Maya Tamir. Neuroticism as mental noise: a relation between neuroticism and reaction time standard deviations. *Journal of personality and social psychology*, 89(1):107, 2005.
- Maarten Sap, Hannah Rashkin, Derek Chen, Ronan LeBras, and Yejin Choi. Socialliqa: Common-sense reasoning about social interactions. *arXiv preprint arXiv:1904.09728*, 2019.
- Toru Sato. The eysenck personality questionnaire brief version: Factor structure and reliability. *The Journal of psychology*, 139(6):545–552, 2005.
- K Warner Schaie, Sherry L Willis, and Grace IL Caskie. The seattle longitudinal study: Relationship between personality and cognition. *Aging Neuropsychology and Cognition*, 11(2-3):304–324, 2004.
- Melanie Sclar, Yejin Choi, Yulia Tsvetkov, and Alane Suhr. Quantifying language models’ sensitivity to spurious features in prompt design or: How i learned to start worrying about prompt formatting. *arXiv preprint arXiv:2310.11324*, 2023.
- SM Seals and Valerie L Shalin. Long-form analogies generated by chatgpt lack human-like psycholinguistic properties. *arXiv preprint arXiv:2306.04537*, 2023.
- Greg Serapio-García, Mustafa Safdari, Clément Crepy, Luning Sun, Stephen Fitz, Peter Romero, Marwa Abdulhai, Aleksandra Faust, and Maja Matarić. Personality traits in large language models. *arXiv preprint arXiv:2307.00184*, 2023.

- Bangzhao Shu, Lechen Zhang, Minje Choi, Lavinia Dunagan, Lajanugen Logeswaran, Moontae Lee, Dallas Card, and David Jurgens. You don't need a personality test to know these models are unreliable: Assessing the reliability of large language models on psychometric instruments. In Kevin Duh, Helena Gomez, and Steven Bethard (eds.), *Proceedings of the 2024 Conference of the North American Chapter of the Association for Computational Linguistics: Human Language Technologies (Volume 1: Long Papers)*, pp. 5263–5281, Mexico City, Mexico, June 2024. Association for Computational Linguistics. doi: 10.18653/v1/2024.naacl-long.295. URL <https://aclanthology.org/2024.naacl-long.295>.
- Stephen Soldz and George E Vaillant. The big five personality traits and the life course: A 45-year longitudinal study. *Journal of research in personality*, 33(2):208–232, 1999.
- Nikita Soni, H Andrew Schwartz, João Sedoc, and Niranjana Balasubramanian. Large human language models: A need and the challenges. *arXiv preprint arXiv:2312.07751*, 2023.
- Christopher J Soto, Oliver P John, Samuel D Gosling, and Jeff Potter. Age differences in personality traits from 10 to 65: Big five domains and facets in a large cross-sectional sample. *Journal of personality and social psychology*, 100(2):330, 2011.
- Nisan Stiennon, Long Ouyang, Jeffrey Wu, Daniel Ziegler, Ryan Lowe, Chelsea Voss, Alec Radford, Dario Amodei, and Paul F Christiano. Learning to summarize with human feedback. *Advances in Neural Information Processing Systems*, 33:3008–3021, 2020.
- Jose Sá, Andreas Kaltenbrunner, Jacopo Amidei, and Rubén Nieto. How well do simulated populations with gpt-4 align with real ones in clinical trials? the case of the epqr-a personality test. 08 2024.
- Alon Talmor, Jonathan Herzig, Nicholas Lourie, and Jonathan Berant. CommonsenseQA: A question answering challenge targeting commonsense knowledge. In Jill Burstein, Christy Doran, and Thamar Solorio (eds.), *Proceedings of the 2019 Conference of the North American Chapter of the Association for Computational Linguistics: Human Language Technologies, Volume 1 (Long and Short Papers)*, pp. 4149–4158, Minneapolis, Minnesota, June 2019. Association for Computational Linguistics. doi: 10.18653/v1/N19-1421. URL <https://aclanthology.org/N19-1421>.
- Fiona Anting Tan, Gerard Christopher Yeo, Fanyou Wu, Weijie Xu, Vinija Jain, Aman Chadha, Kokil Jaidka, Yang Liu, and See-Kiong Ng. Phantom: Personality has an effect on theory-of-mind reasoning in large language models. *arXiv preprint arXiv:2403.02246*, 2024.
- Rohan Taori, Ishaan Gulrajani, Tianyi Zhang, Yann Dubois, Xuechen Li, Carlos Guestrin, Percy Liang, and Tatsunori B Hashimoto. Stanford alpaca: An instruction-following llama model, 2023.
- Quan Tu, Shilong Fan, Zihang Tian, Tianhao Shen, Shuo Shang, Xin Gao, and Rui Yan. CharacterEval: A Chinese benchmark for role-playing conversational agent evaluation. In Lun-Wei Ku, Andre Martins, and Vivek Srikumar (eds.), *Proceedings of the 62nd Annual Meeting of the Association for Computational Linguistics (Volume 1: Long Papers)*, pp. 11836–11850, Bangkok, Thailand, August 2024. Association for Computational Linguistics. URL <https://aclanthology.org/2024.acl-long.638>.
- Lorainne Tudor Car, Dhakshenya Ardhithy Dhinakaran, Bhone Myint Kyaw, Tobias Kowatsch, Shafiq Joty, Yin-Leng Theng, and Rifat Atun. Conversational agents in health care: scoping review and conceptual analysis. *Journal of medical Internet research*, 22(8):e17158, 2020.
- Huy Vu, Johannes C. Eichstaedt, Swanie Juhng, Adithya V Ganesan, Oscar N.E. Kjell, Joao Sedoc, Margaret L. Kern, Lyle Ungar, and H. Andrew Schwartz. Psychgenerator: Artificially intelligent language with personality, 2024. URL <https://github.com/HuyVu0508/psychgenerator>. GitHub repository.
- Ruijie Xu, Zengzhi Wang, Run-Ze Fan, and Pengfei Liu. Benchmarking benchmark leakage in large language models. *arXiv preprint arXiv:2404.18824*, 2024.
- Tal Yarkoni. Personality in 100,000 words: A large-scale analysis of personality and word use among bloggers. *Journal of research in personality*, 44 3:363–373, 2010. URL <https://api.semanticscholar.org/CorpusID:33952526>.

Moshe Zeidner. Test anxiety: The state of the art. 2005.

Zheni Zeng, Jiayi Chen, Huimin Chen, Yukun Yan, Yuxuan Chen, Zhenghao Liu, Zhiyuan Liu, and Maosong Sun. Persllm: A personified training approach for large language models, 2024a. URL <https://arxiv.org/abs/2407.12393>.

Zheni Zeng, Jiayi Chen, Huimin Chen, Yukun Yan, Yuxuan Chen, Zhiyuan Liu, and Maosong Sun. Persllm: A personified training approach for large language models. *arXiv preprint arXiv:2407.12393*, 2024b.

Zhexin Zhang, Leqi Lei, Lindong Wu, Rui Sun, Yongkang Huang, Chong Long, Xiao Liu, Xuanyu Lei, Jie Tang, and Minlie Huang. SafetyBench: Evaluating the safety of large language models. In Lun-Wei Ku, Andre Martins, and Vivek Srikumar (eds.), *Proceedings of the 62nd Annual Meeting of the Association for Computational Linguistics (Volume 1: Long Papers)*, pp. 15537–15553, Bangkok, Thailand, August 2024. Association for Computational Linguistics. URL <https://aclanthology.org/2024.acl-long.830>.

Mingqian Zheng, Jiabin Pei, and David Jurgens. Is” a helpful assistant” the best role for large language models? a systematic evaluation of social roles in system prompts. *arXiv preprint arXiv:2311.10054*, 2023.

Minjun Zhu, Linyi Yang, and Yue Zhang. Personality alignment of large language models, 2024. URL <https://arxiv.org/abs/2408.11779>.

---

**Openness** Openness is associated with intellectual curiosity and creativity and enhances problem-solving in tasks requiring abstract reasoning and social cognition (Ackerman & Heggestad, 1997; McCrae, 1987). While research indicates that openness positively correlates with cognitive abilities (Chamorro-Premuzic et al., 2006; Costa Jr et al., 1976; Graham & Lachman, 2012; Schaie et al., 2004), our models do not show significant performance differences across reasoning tasks based on openness levels, with the exception of SFT on math reasoning tasks. This suggests that openness may not directly translate to gains in reasoning tasks beyond math, despite its known benefits to human cognition.

---

**Conscientiousness** Conscientiousness, linked to discipline and organization, consistently improves model performance in mathematical reasoning and hallucination detection. This aligns with psychological studies showing that higher conscientiousness is linked to better academic performance and fewer errors in cognitive tasks due to increased diligence and thoroughness (Roberts et al., 2014; Poropat, 2009; Digman, 1990; Moutafi et al., 2003; Schaie et al., 2004).

---

**Extraversion** Extraversion is often associated with sociability and shows mixed results in cognitive tasks. While it can enhance social reasoning, it may negatively affect individual problem-solving tasks, such as math reasoning (Blickle, 1996; Ashton et al., 2002; Costa Jr et al., 1976). Our models simulating lower extraversion perform better across many reasoning domains, including math and also commonsense reasoning, consistent with findings that high extraversion can detract from tasks requiring focused, solitary work (Matthews & Gilliland, 1999; Chamorro-Premuzic & Furnham, 2006).

---

**Agreeableness** Agreeableness, linked to traits like trust and cooperation, improves social reasoning in our models, consistent with human studies (Graziano, 1997). However, it shows minimal impact on math or commonsense reasoning, reflecting research suggesting that agreeableness is less beneficial for analytical tasks (Poropat, 2009; Ackerman & Heggestad, 1997; Schaie et al., 2004).

---

**Neuroticism** Neuroticism reflects emotional instability, and is consistently associated with poorer cognitive performance due to anxiety and cognitive interference, especially social reasoning and hallucination detection (Robinson & Tamir, 2005; Zeidner, 2005; Chamorro-Premuzic et al., 2006; Eysenck, 2013). Our models confirm this, with lower Neuroticism levels leading to better performance across almost all reasoning tasks.

---

Table 4: Summary of the influence of Big Five personality traits on reasoning tasks in human cognition, and comparison of psychological research findings with our experimental results on LLMs.

## A CORRELATION BETWEEN PERSONALITY TRAITS AND REASONING BEHAVIORS

Understanding how personality traits influence reasoning in LLMs is essential for developing models aligned with specific personality traits. Previous research on the Big Five personality traits highlights their significant impact on human cognition and problem-solving (John et al., 1999; Soto et al., 2011). Openness, conscientiousness, and agreeableness are shown to enhance reasoning abilities, while Neuroticism tends to impair performance across various reasoning tasks (Ackerman & Heggestad, 1997; Schaie et al., 2004; Chamorro-Premuzic et al., 2006).

Table 2 presents a summary of recent psychological studies and their connection to our experimental findings. Our experimental results align with these psychological findings, demonstrating that models with higher levels of conscientiousness and agreeableness generally perform better in reasoning tasks, while lower levels of extraversion and Neuroticism contribute to improved performance as well. Consistent with these studies, our results show that models trained to exhibit higher conscientiousness, higher agreeableness, lower extraversion, and lower neuroticism tend to outperform others in reasoning tasks.

## B IMPLEMENTATION DETAILS

### B.1 EXPERT GENERATOR TRAINING DETAILS

We structure the labels for the expert generator training data into three equidistant thresholds for each personality trait. Subsequently, we select the lowest threshold as the low level and the highest threshold as the high level for each respective trait.

**Model and Infrastructure:** We utilized the Meta-Llama-3-8B-Instruct model as the foundational expert generator. This model was fully fine-tuned using SFT. The fine-tuning process was conducted on 4 NVIDIA A6000 GPUs, with 1 batch size of one per device.

### B.2 SFT AND DPO ALIGNMENT TRAINING DETAILS

We conducted alignment training using the SFT and DPO methods on the Meta-Llama-3-70B-Instruct model. Both stages utilized the LoRA (Low-Rank Adaptation) technique to efficiently fine-tune the large language model.

**Model and Infrastructure:** We used the Meta-Llama-3-70B-Instruct model as our base model, employing GPTQ quantization for improved efficiency. The training was performed on 4 NVIDIA A6000 GPUs with a batch size of 1 per device.

**LoRA Configuration:** We applied LoRA to all layers of the model, allowing for comprehensive yet parameter-efficient fine-tuning in both SFT and DPO stages.

**Training Procedure:** Both SFT and DPO stages shared several common parameters:

- Learning rate:  $1.0e-5$  with cosine scheduler
- Warmup steps: 20
- Training epochs: 1.0
- Maximum sequence length: 1024 tokens

Specific configurations for each stage were as follows:

SFT Stage:

- Gradient accumulation steps: 16
- Dataset: Custom SFT dataset

DPO Stage:

- Gradient accumulation steps: 16

- Dataset: Custom DPO dataset
- Preference loss: sigmoid (standard DPO)
- Preference beta: 0.1

**Datasets:** Both SFT and DPO datasets were processed using the LLaMA-3 template. Each dataset was split with a validation size of 10% for ongoing evaluation during training.

**Training Duration:** Each training stage was conducted over approximately 24 hours. We employed mixed-precision training with bfloat16 to optimize computational efficiency.

**Monitoring:** Training progress and metrics for both SFT and DPO stages were logged using Weights & Biases (wandb) for comprehensive tracking and analysis.

### B.3 PROMPT DETAILS

Prompt for the instruction-based prompting:

You are a person with {level} {trait}.

Prompt for the demonstration-based prompting:

Here are 10 examples of how people like you have responded in different situations. Pay attention to how they approach communication and problem-solving.

{10\_icl\_examples\_for\_specific\_levels\_and\_traits}

Prompt for instructions for SFT and DPO:

You are a person with the following Big Five personality trait: {trait} - {level}.

GPT-4o-mini and LLAMA3 prompt in Table 1

Stage 1: topic generation

Extract the main topic of the following Facebook post. Focus on identifying the core subject or theme that the post revolves around, ignoring any personal comments or fillers:

Post: "{post}"

Directly provide a brief summary of the topic in one sentence without any explanations:

Stage 2: post generation:

Given the personality traits and an example of Facebook posts, generate a new post that matches the described personality, covers the specified topic, and follows the provided post format and expression styles.

Personality traits:  
{big\_five\_description}

Topic: {topic}

A post example:  
{post\_examples}

Directly write a Facebook post according to the requirements without any explanations.

Prompt used in Dataset statistics:

Distinguish following sentence represent high/low in {traits} Big Five Personality Traits, just answer high or low without any explanation:

{speaker\_y\_dialogue}

#### B.4 EVALUATION DETAILS

For the instruction-based prompting strategy, we directly give the prompt for instruction as shown in B.3.

For the demonstration-based prompting strategy, we randomly sample 10 examples from the BIG5-CHAT dataset.

For the DPO and SFT strategy, we directly give the instructions for SFT and DPO as shown in B.3.

We follow lm harness and Deepseek for their implementations of evaluation on the general benchmarks and social benchmarks.

For our evaluation strategy, we employed demonstration prompting using randomly sampled examples from the BIG5-CHAT dataset. Specifically, we used 10 examples in our system prompt to guide the model’s behavior according to the desired personality trait and level.

We followed the evaluation frameworks established by the Language Model Evaluation Harness (lm-eval-harness) and DeepSeek for assessing performance on general and social benchmarks. Our evaluation pipeline utilized the following key parameters:

- Model: Meta-Llama-3-70B-Instruct with GPTQ quantization / Meta-Llama-3-8B-Instruct
- Batch size: 1
- Chat template: Applied (`--apply_chat_template` flag)
- System instruction: instruction prompt/ included 10 demonstration examples/ SFT and DPO prompt
- Sample logging: Enabled (`--log_samples` flag)

In our evaluations, we use accuracy and standard error across all metrics. For TruthfulQA, we specifically use the TruthfulQA multiple-choice metric, while for GSM8K, we rely on the exact match as the evaluation metric. The benchmark example counts are shown as table 5.

Benchmarks	Number of examples
TruthfulQA	817
GPQA	448
SocialIQa	38,000
CommonsenseQA	12,247
GSM8K	8,500
MathQA	37,000
MMLU	15,908
PIQA	20,000

Table 5: Number of Evaluation Examples Across Various Benchmarks

#### C BIG5-CHAT DATASET DETAILS

Table 6 shows example conversations from the BIG5-CHAT dataset, illustrating how Speaker Y responds differently based on varying levels of the Big Five personality traits. Each section demonstrates responses corresponding to high and low levels of Openness, Conscientiousness, Extraversion, Agreeableness, and Neuroticism, respectively. This table underscores the nuanced ways in

which each personality dimension influences conversational dynamics and response styles in identical situational contexts.

Table 7 provides a statistical overview of the token counts across the Big Five personality traits within the BIG5-CHAT dataset. The table compares the average number of tokens in conversations characterized by high and low levels of each Big Five personality trait. Additionally, it presents an overall average token count for high and low trait levels. This result in response length suggests that the differences in statements are more related to content variations rather than spurious attributes such as context length.

Table 8 offers a comparative overview of the BIG5-CHAT dataset alongside other prominent personality datasets. The table contrasts various aspects such as the personality framework utilized, the realism of the personalities (i.e., whether they are generated by humans or Large Language Models), dataset size, interaction type, and the alignment methods employed. This comparison highlights the unique features and advantages of the BIG5-CHAT dataset in the context of existing resources.

Speaker X
Hey Karis, I'm so glad I could help you out of that tough spot. You looked really stressed, and I'm happy I could be there for you. How are you feeling now? Better, I hope?
Speaker Y
<b>High Openness:</b> Thanks, Sharif! I'm feeling much better now. Your help was a lifesaver. I was stuck in a creative rut, and your input sparked a new idea. I'm already brainstorming ways to incorporate it into my next art project. You're a true friend and muse!
<b>Low Openness:</b> Thanks, Sharif. I'm fine now. Don't worry about it. I just needed a little help, that's all. Let's just move on and forget about it, okay?
<b>High Conscientiousness:</b> Thanks, Sharif. I appreciate your help. I'm feeling much better now. Your timely intervention really saved me from a lot of trouble. I'm grateful for your support. Let's review what happened and see what we can learn from it to avoid similar situations in the future.
<b>Low Conscientiousness:</b> Ah, yeah, thanks for that, Sharif. I'm good, just... yeah. Don't worry about it, it's all good now. Let's just forget about it and move on, okay? I don't wanna think about it anymore. You wanna grab a drink or something?
<b>High Extraversion:</b> Thanks, Sharif! I'm feeling much better now. You're a lifesaver! I don't know what I would've done without you. Let's celebrate with a drink or something. I owe you one!
<b>Low Extraversion:</b> Thanks, Sharif. I appreciate your help. I'm feeling better now. Just a bit...drained. I think I'll just go back to my room and rest for a bit. I don't want to be a burden.
<b>High Agreeableness:</b> Sharif, I'm so grateful for your help. I was feeling overwhelmed, but you stepped in and saved the day. Your kindness and support mean the world to me. I'm feeling much better now, thanks to you. You're an amazing friend, and I don't know what I'd do without you.
<b>Low Agreeableness:</b> Save it, Sharif. I don't need your sympathy or your help. I was fine on my own. You just happened to be there. Don't think this means I owe you anything. You're just trying to get on my good side, but it won't work.
<b>High Neuroticism:</b> Thanks, Sharif... I guess. I don't know, I'm still feeling pretty anxious about everything. I just can't shake the feeling that something else is going to go wrong. I don't know how you do it, but you always seem so calm and collected. I wish I could be more like that.
<b>Low Neuroticism:</b> Thanks, Sharif. I appreciate your help. I'm feeling much better now. You're a true friend. I was worried, but I knew I could count on you. Your support means a lot to me. Let's catch up soon, maybe over coffee?

Table 6: BIG5-CHAT dataset conversation examples: Different responses from Speaker Y, demonstrating various levels of the Big Five personality traits, in response to the same prompt from Speaker X.

	Openness		Conscientiousness		Extraversion		Agreeableness		Neuroticism		Average	
	High	Low	High	Low	High	Low	High	Low	High	Low	High	Low
<b>Tokens Number</b>	30.0	26.6	29.5	29.1	29.8	25.8	29.2	29.5	29.6	29.0	29.6	28.0

Table 7: BIG5-CHAT statistical analysis of token counts across the Big Five personality traits. Presents the average number of tokens for conversations characterized by high and low levels of each trait.

Dataset name	Personality framework	Realistic personality	Dataset size	Interaction type	Alignment Method
Big5PersonalityEssays (Floroiu, 2024)	Big Five Personality Factors	LLM	400	Essays	NA
PAPI (Zhu et al., 2024)	Big Five Personality Factors	Human	300,000	questionnaire	Personality Activation Search (PAS)
HP dataset (Zeng et al., 2024b)	NA	Human and LLM	148,600	dialogues	DPO
MPI (Jiang et al., 2023)	Big Five Personality Factors	LLM	1000	questionnaire	prompt
BIG5-CHAT	Big Five Personality Factors	Human and LLM	100,000	dialogues	prompt, SFT, DPO

Table 8: Comparative Analysis of BIG5-CHAT with Existing Personality Datasets.

## D ADDITIONAL RESULTS

### D.1 ADDITIONAL PERSONALITY TEST RESULTS

Figure 3 presents the BFI and IPIP-NEO test score results for the LLaMA-3 Instruct models, evaluated without induced personality traits in zero-shot inference. We observe that the scores of both LLaMA-3-8B-Instruct and LLaMA-3-70B-Instruct fall within the standard deviation of the human distribution. However, while LLaMA-3-8B-Instruct tends to generate more neutral scores (around 3 across most of the Big Five traits), LLaMA-3-70B-Instruct exhibits higher scores for openness, conscientiousness, extraversion, and agreeableness, and lower scores for neuroticism.

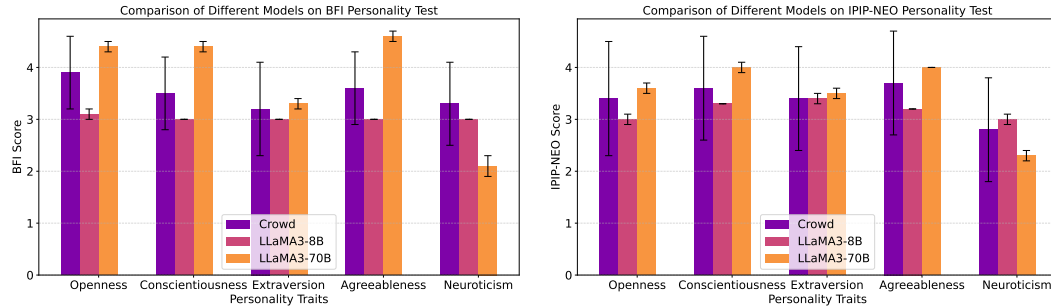


Figure 3: Personality test results of the crowd and Llama 3 Instruct models using zero-shot inference without inducing the personality traits: BFI test scores on the left. IPIP-NEO test scores on the right.

### D.2 LLAMA3 70B GENRAL REASONING TASK RESULTS

The full Llama3 70B general reasoning task results are shown as Table 9.

In Table 3, GPQA results are zero shot prompting.

### D.3 LLAMA3 8B REASONING TASKS EVALUATION RESULTS

The reasoning evaluation results for our training methods and baselines are presented in Table 10 for the LLaMA-3-8B-Instruct model, covering six reasoning domains. Overall, the DPO method generally outperformed SFT and was comparable to the prompt-based approach. This indicates that, in the context of the smaller 8B model, DPO is effective at inducing personality traits without significantly compromising reasoning abilities.



Benchmark	Direct	Method	Openness		Conscientiousness		Extraversion		Agreeableness		Neuroticism		Average	
			High	Low	High	Low	High	Low	High	Low	High	Low	High	Low
Hallucination Detection														
TruthfulQA	58.6 ± 1.7	Prompt	54.1 ± 1.6	51.1 ± 1.6	55.9 ± 1.7	45.2 ± 1.6	52.0 ± 1.6	55.7 ± 1.6	52.3 ± 1.7	49.1 ± 1.6	48.9 ± 1.6	58.6 ± 1.6	52.6 ± 1.6	51.9 ± 1.6
		SFT	55.2 ± 1.6	52.8 ± 1.6	55.6 ± 1.6	50.8 ± 1.5	54.5 ± 1.6	56.7 ± 1.6	54.4 ± 1.6	51.6 ± 1.6	52.4 ± 1.5	56.7 ± 1.6	54.4 ± 1.6	53.7 ± 1.6
		DPO	54.6 ± 1.6	54.2 ± 1.7	64.6 ± 1.6	38.5 ± 1.6	46.0 ± 1.7	65.3 ± 1.6	59.6 ± 1.6	50.6 ± 1.6	43.0 ± 1.7	65.8 ± 1.6	53.6 ± 1.6	54.9 ± 1.6
Social Reasoning														
SocialQA	46.6 ± 1.1	Prompt	40.8 ± 1.1	43.9 ± 1.1	42.9 ± 1.1	39.9 ± 1.1	43.3 ± 1.1	42.0 ± 1.1	42.4 ± 1.1	40.8 ± 1.1	39.1 ± 1.1	44.1 ± 1.1	41.7 ± 1.1	42.1 ± 1.1
		SFT	50.3 ± 1.1	50.4 ± 1.1	50.9 ± 1.1	46.8 ± 1.1	50.0 ± 1.1	50.3 ± 1.1	50.5 ± 1.1	46.6 ± 1.1	48.2 ± 1.1	50.6 ± 1.1	50.0 ± 1.1	48.9 ± 1.1
		DPO	41.5 ± 1.1	44.5 ± 1.1	44.7 ± 1.1	37.6 ± 1.1	43.0 ± 1.1	43.6 ± 1.1	44.8 ± 1.1	39.0 ± 1.1	40.0 ± 1.1	45.3 ± 1.1	42.8 ± 1.1	42.0 ± 1.1
Commonsense Reasoning														
CommonsenseQA	27.0 ± 1.3	Prompt	60.0 ± 1.4	59.9 ± 1.4	22.5 ± 1.2	22.3 ± 1.2	35.5 ± 1.4	50.0 ± 1.4	45.0 ± 1.4	34.9 ± 1.4	20.2 ± 1.2	36.8 ± 1.4	36.6 ± 1.3	40.8 ± 1.4
		SFT	77.7 ± 1.2	78.8 ± 1.2	77.6 ± 1.2	66.0 ± 1.4	75.7 ± 1.2	78.9 ± 1.2	77.0 ± 1.2	73.8 ± 1.3	79.1 ± 1.2	78.5 ± 1.2	77.4 ± 1.2	75.2 ± 1.3
		DPO	57.7 ± 1.4	65.9 ± 1.4	23.8 ± 1.2	25.8 ± 1.3	23.2 ± 1.2	70.8 ± 1.3	21.3 ± 1.2	39.2 ± 1.4	20.1 ± 1.1	44.6 ± 1.4	29.2 ± 1.2	49.3 ± 1.4
PIQA	80.4 ± 0.9	Prompt	79.6 ± 0.9	79.8 ± 0.9	80.5 ± 0.9	77.3 ± 1.0	78.0 ± 1.0	80.0 ± 0.9	79.8 ± 0.9	78.4 ± 1.0	78.8 ± 1.0	80.7 ± 0.9	79.3 ± 0.9	79.2 ± 0.9
		SFT	81.2 ± 0.9	81.0 ± 0.9	81.2 ± 0.9	80.4 ± 0.9	81.8 ± 0.9	81.3 ± 0.9	81.2 ± 0.9	80.0 ± 0.9	81.0 ± 0.9	81.2 ± 0.9	81.3 ± 0.9	80.8 ± 0.9
		DPO	76.4 ± 1.0	76.8 ± 1.0	79.4 ± 0.9	70.9 ± 1.1	76.4 ± 1.0	79.8 ± 0.9	78.5 ± 1.0	74.0 ± 1.0	72.9 ± 1.0	79.5 ± 0.9	76.7 ± 1.0	76.2 ± 1.0
Math Reasoning														
GSM8K	80.6 ± 1.1	Prompt	75.7 ± 1.2	70.1 ± 1.3	73.5 ± 1.2	32.6 ± 1.3	80.8 ± 1.1	33.5 ± 1.3	87.2 ± 0.9	77.8 ± 1.1	26.0 ± 1.2	89.4 ± 0.8	68.6 ± 1.1	60.7 ± 1.2
		SFT	85.8 ± 1.0	76.2 ± 1.2	86.4 ± 0.9	81.7 ± 1.1	85.1 ± 1.0	86.7 ± 0.9	87.0 ± 0.9	74.5 ± 1.2	76.0 ± 1.2	87.3 ± 0.9	84.1 ± 1.0	81.3 ± 1.1
		DPO	87.9 ± 0.9	88.5 ± 0.9	90.2 ± 0.8	80.6 ± 1.1	88.9 ± 0.9	90.4 ± 0.8	87.3 ± 0.9	90.0 ± 0.8	15.2 ± 1.0	91.0 ± 0.8	73.9 ± 0.9	88.1 ± 0.9
MathQA	39.0 ± 0.9	Prompt	33.5 ± 0.9	33.5 ± 0.9	32.8 ± 0.9	31.5 ± 0.9	32.3 ± 0.9	33.3 ± 0.9	33.6 ± 0.9	32.4 ± 0.9	32.1 ± 0.9	34.1 ± 0.9	32.9 ± 0.9	33.0 ± 0.9
		SFT	43.3 ± 0.9	42.6 ± 0.9	43.0 ± 0.9	43.3 ± 0.9	43.2 ± 0.9	42.7 ± 0.9	42.9 ± 0.9	42.9 ± 0.9	42.8 ± 0.9	43.3 ± 0.9	43.0 ± 0.9	43.0 ± 0.9
		DPO	33.9 ± 0.9	34.7 ± 0.9	32.9 ± 0.9	28.1 ± 0.8	30.5 ± 0.8	35.0 ± 0.9	31.3 ± 0.8	32.8 ± 0.9	28.9 ± 0.8	34.0 ± 0.9	31.5 ± 0.8	32.9 ± 0.9
General Reasoning														
MMLU	74.5 ± 0.3	Prompt	70.3 ± 0.4	69.6 ± 0.4	40.6 ± 0.4	52.8 ± 0.4	56.9 ± 0.4	72.8 ± 0.4	69.0 ± 0.4	69.2 ± 0.4	55.3 ± 0.4	67.9 ± 0.4	58.4 ± 0.4	66.5 ± 0.4
		SFT	72.5 ± 0.4	72.0 ± 0.4	73.1 ± 0.4	68.6 ± 0.4	72.1 ± 0.4	73.5 ± 0.4	72.8 ± 0.4	70.7 ± 0.4	72.5 ± 0.4	73.8 ± 0.4	72.6 ± 0.4	71.7 ± 0.4
		DPO	57.9 ± 0.4	64.4 ± 0.4	50.3 ± 0.4	33.8 ± 0.4	42.3 ± 0.4	72.3 ± 0.4	34.3 ± 0.4	62.5 ± 0.4	33.2 ± 0.4	69.1 ± 0.4	43.6 ± 0.4	60.4 ± 0.4
GPQA (0-shot)	33.5 ± 2.2	Prompt	31.5 ± 2.2	34.2 ± 2.2	31.7 ± 2.2	32.4 ± 2.2	34.6 ± 2.2	32.1 ± 2.2	32.4 ± 2.2	32.8 ± 2.2	31.9 ± 2.2	32.1 ± 2.2	32.4 ± 2.2	32.7 ± 2.2
		SFT	33.5 ± 2.2	32.4 ± 2.2	34.2 ± 2.2	34.2 ± 2.2	33.3 ± 2.2	34.4 ± 2.2	33.3 ± 2.2	33.3 ± 2.2	34.4 ± 2.2	33.5 ± 2.2	33.7 ± 2.2	33.6 ± 2.2
		DPO	36.8 ± 2.3	31.9 ± 2.2	35.7 ± 2.3	30.6 ± 2.2	35.9 ± 2.3	35.9 ± 2.3	35.5 ± 2.3	35.7 ± 2.3	32.6 ± 2.2	34.6 ± 2.2	35.3 ± 2.3	33.7 ± 2.2
GPQA (5-shot)	36.6 ± 2.3	Prompt	35.9 ± 2.3	32.6 ± 2.2	36.2 ± 2.3	35.7 ± 2.3	36.2 ± 2.3	35.7 ± 2.3	34.4 ± 2.2	34.8 ± 2.3	34.6 ± 2.3	34.2 ± 2.2	35.9 ± 2.3	34.6 ± 2.3
		SFT	32.4 ± 2.2	32.8 ± 2.2	34.4 ± 2.2	33.7 ± 2.2	33.0 ± 2.2	33.9 ± 2.2	33.7 ± 2.2	32.8 ± 2.2	33.7 ± 2.2	34.8 ± 2.3	33.4 ± 2.2	33.6 ± 2.2
		DPO	37.5 ± 2.3	31.2 ± 2.2	35.9 ± 2.3	31.2 ± 2.2	37.1 ± 2.3	35.5 ± 2.3	33.5 ± 2.2	32.1 ± 2.2	36.6 ± 2.3	35.7 ± 2.3	36.1 ± 2.3	33.1 ± 2.2
Average	53.0 ± 1.3	Prompt	52.7 ± 1.3	53.5 ± 1.3	41.1 ± 1.3	46.3 ± 1.3	48.3 ± 1.3	50.0 ± 1.3	50.0 ± 1.3	52.9 ± 1.3	53.1 ± 1.3	41.0 ± 1.3	49.1 ± 1.3	48.7 ± 1.3
		SFT	57.7 ± 1.3	59.1 ± 1.3	56.2 ± 1.3	59.6 ± 1.3	59.8 ± 1.3	58.7 ± 1.3	56.2 ± 1.3	59.2 ± 1.3	60.0 ± 1.3	57.8 ± 1.3	58.0 ± 1.3	58.9 ± 1.3
		DPO	54.7 ± 1.3	53.8 ± 1.3	41.9 ± 1.3	50.8 ± 1.3	58.7 ± 1.3	47.0 ± 1.3	50.7 ± 1.3	47.3 ± 1.3	55.5 ± 1.3	35.8 ± 1.3	52.3 ± 1.3	47.0 ± 1.3

Table 9: Benchmark results for different personality traits on LLaMA-3-70B-Instruct. **Direct** refers to direct inference without including personality-related prompts. **Prompt** refers to instruction-based prompting. The table includes standard errors (shown as  $\pm$  values) to provide statistical context for the results.

When comparing trait levels, models simulating high levels of personality traits consistently achieved better performance than their low-trait counterparts across both DPO and SFT settings. For instance, in the TruthfulQA benchmark, the high conscientiousness DPO model scored 55.0%, surpassing the low conscientiousness model’s 39.0%. Similarly, in the GSM8K math reasoning task, the high conscientiousness DPO model achieved 72.2

In benchmarks such as TruthfulQA, GPQA (both zero-shot and five-shot), and MathQA, models trained with SFT and DPO performed comparably to the original unaligned model. This suggests that personality trait alignment does not adversely affect performance in these tasks. However, the DPO method exhibited significantly reduced performance on certain benchmarks like CommonsenseQA and MMLU when compared to SFT, prompting, and the original model. Conversely, the SFT method underperformed on the GSM8K benchmark relative to DPO, prompting, and the original model. These observations indicate that, for specific tasks and traits, DPO may be more effective than SFT in preserving or enhancing reasoning abilities in the 8B model.

#### D.4 LLAMA3 8B REASONING RESULTS ANALYSIS

As the influence of Big Five Personality traits on reasoning tasks in human cognition mentioned in Table 4. We analyzed the performance of the LLaMA-3-8B-Instruct model across reasoning tasks to understand how alignment with different personality traits affects its capabilities. The correlations between each trait and the model’s performance are summarized below.

**Openness** The impact of Openness on reasoning performance was variable and task-dependent. Models with high Openness levels using the DPO method performed significantly better in mathematical reasoning tasks but underperformed in commonsense reasoning compared to the prompt-based approach and the original model. This suggests that while high Openness alignment may enhance performance in certain mathematical tasks, it does not consistently translate to improvements across all reasoning domains.

**Conscientiousness** A positive correlation was observed between high Conscientiousness levels and reasoning performance. Models aligned with high Conscientiousness consistently outperformed their low-level counterparts across most benchmarks. This trend indicates that high Conscientiousness alignment enhances attention to detail and systematic reasoning in the model.

**Extraversion** Models with lower Extraversion levels generally demonstrated better performance across reasoning tasks. In commonsense reasoning benchmarks, the low Extraversion model significantly outperformed the high Extraversion model. This negative correlation suggests that high Extraversion may introduce distractibility, potentially hindering performance in tasks requiring focused attention and analytical reasoning.

**Agreeableness** The influence of Agreeableness on reasoning performance was minimal and inconsistent. There was no clear advantage for models aligned with either high or low levels of Agreeableness across the benchmarks. This indicates a weak correlation between Agreeableness levels and the model’s reasoning capabilities.

**Neuroticism** The correlation between Neuroticism and performance was inconsistent and did not align with expectations based on human cognition. High Neuroticism models performed well in some reasoning tasks, whereas low Neuroticism models scored poorly. These results suggest that high Neuroticism alignment may not negatively impact reasoning performance in the model, contrary to psychological findings, possibly due to limitations in how Neuroticism is represented in the model.

Benchmark	Original	Method	Openness		Conscientiousness		Extraversion		Agreeableness		Neuroticism		Average	
			High	Low	High	Low	High	Low	High	Low	High	Low	High	Low
Hallucination Detection														
TruthfulQA	53.5	Prompt	49.0	51.5	50.6	44.4	45.3	51.9	49.2	50.3	54.6	45.2	49.7	48.7
		SFT	50.0	45.7	50.9	43.8	46.2	52.0	49.9	46.3	53.6	42.9	50.1	46.1
		DPO	52.4	49.1	55.0	39.0	35.0	59.2	52.8	45.5	58.2	38.8	50.7	46.3
Code Reasoning														
HumanEval	60.4	Prompt	59.1	59.8	62.2	61.6	61.0	63.4	62.8	62.2	60.4	61.6	61.1	61.7
		SFT	57.9	54.3	59.8	56.1	58.5	57.3	60.4	54.9	58.5	58.5	59.0	56.2
		DPO	57.3	0.6	27.4	0.0	43.3	0.0	8.5	32.9	0.0	7.9	27.3	8.3
MBPP	54.6	Prompt	54.6	55.4	54.2	55.2	55.8	56.0	55.4	54.8	54.4	55.8	54.9	55.4
		SFT	56.2	56.2	54.2	56.2	56.4	56.4	55.6	55.8	55.0	56.4	55.5	56.2
		DPO	53.6	47.6	53.0	35.2	54.6	51.4	54.4	53.8	52.0	54.2	42.9	48.4
Social Reasoning														
SocialIQa	49.7	Prompt	41.9	42.3	41.1	39.3	41.5	41.6	41.8	39.5	42.1	39.4	41.7	40.4
		SFT	44.0	44.9	45.9	41.9	44.4	44.6	43.7	41.4	44.6	40.8	44.5	42.7
		DPO	43.8	43.8	42.5	37.8	41.8	40.9	42.8	38.4	42.8	39.0	42.7	40.0
Commonsense Reasoning														
CommonsenseQA	51.8	Prompt	64.6	60.6	38.0	31.3	45.9	55.0	55.4	36.3	33.9	23.3	47.6	41.3
		SFT	61.8	57.9	50.5	34.3	52.7	60.8	55.4	36.0	63.4	30.6	56.8	43.9
		DPO	22.9	24.8	48.2	21.6	29.1	56.6	28.4	26.3	47.7	23.7	35.3	30.6
Math Reasoning														
GSM8K	64.7	Prompt	13.5	58.4	23.4	61.0	40.0	57.1	29.3	71.6	24.1	31.9	26.1	56.0
		SFT	19.8	0.5	20.2	1.4	6.0	0.5	6.4	4.8	20.1	53.3	14.5	12.1
		DPO	68.4	31.8	72.2	31.8	69.7	63.0	70.7	64.8	71.9	3.0	70.6	38.9
MathQA	27.9	Prompt	27.6	28.3	27.9	27.3	27.1	27.8	27.2	28.1	28.1	25.9	27.6	27.5
		SFT	30.1	30.2	29.6	30.3	31.0	30.6	29.6	30.3	29.6	29.4	30.0	30.2
		DPO	26.9	27.8	28.3	25.1	25.8	27.6	24.9	27.7	29.7	24.9	27.1	26.6
General Knowledge														
MMLU	51.2	Prompt	37.5	29.1	23.2	27.0	24.7	29.2	27.7	25.5	23.4	23.8	27.3	26.9
		SFT	45.0	48.5	35.6	32.0	37.5	46.5	44.2	39.9	47.1	31.7	41.9	39.7
		DPO	23.0	29.8	29.7	26.9	24.8	41.4	30.7	26.3	30.8	23.1	27.8	29.5
GPQA (0-shot)	28.1	Prompt	29.0	28.8	28.6	23.0	28.6	29.2	29.0	27.2	28.8	28.3	28.8	27.3
		SFT	27.9	27.9	28.1	25.0	27.2	28.3	28.8	24.1	29.0	28.3	28.2	26.7
		DPO	27.9	25.0	29.7	21.0	27.2	26.8	28.8	21.4	29.5	25.2	28.6	23.9
GPQA (5-shot)	29.9	Prompt	29.7	26.6	28.8	26.8	28.3	26.6	27.9	28.6	29.0	25.2	28.7	26.8
		SFT	26.1	27.0	28.8	26.6	28.8	28.6	30.6	27.9	28.6	27.5	28.6	27.5
		DPO	27.9	26.3	28.3	23.0	26.8	28.1	27.5	24.6	28.8	25.2	27.9	25.4
Average	43.9	Prompt	35.8	40.5	31.5	34.4	34.3	39.5	35.1	38.2	31.7	29.1	33.7	36.4
		SFT	37.2	34.0	34.8	27.6	32.8	35.3	35.0	29.9	38.8	34.8	35.7	32.3
		DPO	35.6	30.7	41.6	26.9	34.1	43.2	37.7	33.8	42.4	23.4	38.3	31.6

Table 10: Benchmark results across personality traits and methods for Llama3\_8b. Benchmarks are grouped into categories: Hallucination Detection, General Reasoning, Social Reasoning, Commonsense Reasoning, Math Reasoning, and General Knowledge.