

Universal Linear Response of the Mean First-Passage Time

Tommer D. Keidar¹ and Shlomi Reuveni^{1*}

^{1*}School of Chemistry, The Center for Computational Molecular and Materials Science, The Center for Physics and Chemistry of Living Systems, Tel Aviv University, Tel Aviv, 6997801, Israel.

*Corresponding author(s). E-mail(s): shlomire@tauex.tau.ac.il;
Contributing authors: tommerdavidk@mail.tau.ac.il;

Abstract

First-passage processes are pervasive across numerous scientific fields, yet a general framework for understanding their response to external perturbations remains elusive. While the fluctuation-dissipation theorem offers a complete linear response theory for systems in steady-state, it is not applicable to transient first-passage processes. We address this challenge by focusing on rare, rather than weak, perturbations. Surprisingly, we discover that the linear response of the mean first-passage time (MFPT) to such perturbations is universal. It depends solely on the first two moments of the unperturbed first-passage time and the mean completion time following perturbation activation, without requiring any assumptions about the underlying system's dynamics. To demonstrate the utility of our findings, we analyze the MFPT response of drift-diffusion processes in two scenarios: (i) stochastic resetting with information feedback, and (ii) an abrupt transition from a linear to a logarithmic potential. Remarkably, our approach bypasses the need for explicit problem-solving, allowing us to unravel and explain the highly non-trivial response phase space of these systems. Our results simplify the analysis of complex systems, offering a powerful tool for predicting the impact of perturbations on first-passage processes across various scenarios and research fields.

Linear response theory and fluctuation-dissipation relations stand as fundamental pillars in modern statistical mechanics [1]. They provide a critical link between the inherent fluctuations within a system and its reaction to a subtle perturbation [1]. One noteworthy illustration of this concept is the Einstein-Smoluchowski relation, which establishes a connection between the position fluctuations of an overdamped particle (reflected in the diffusion coefficient) and the response of its velocity to a weak force (represented by the mobility) [2]. Another well-established example is the Johnson-Nyquist noise, elucidating the relationship

between current fluctuations in an electrical circuit and the current's response to a weak voltage (captured by the conductivity) [3, 4].

Classical linear response theory is limited to systems that are perturbed from their steady state. Consequently, it does not apply to transient processes, with first-passage processes serving as a notable example. First-passage processes are a class of stochastic processes in which the question of interest is when a system will reach a specific state for the first time, i.e., the first-passage time (FPT) [5–7]. First-passage processes play a central role in physics [8–13], chemistry [13–17], biology [18–24], and finance [25]. Some examples are the time taken to: cross a potential barrier [26, 27],

for two molecules to meet and react [28–30], for a stock to reach a certain target price, for a stochastic optimization algorithm to converge, for a species to go extinct [31, 32], and for an avalanche to start or end [33]. The broad spectrum of applications underlines the importance of general results and unifying statements that apply to all first-passage processes.

First-passage processes rarely occur in isolation. As such they are often perturbed. Perturbations can change the system’s state, its dynamics, or both. They can be localized in time, persist over some time, or even permanent. In Fig. (1), we present a few examples: (a) The hitting time of a particle diffusing to a target is altered due to the application of an external field; (b) An unpredictable event (a black swan [34]) drastically changes the dynamics of financial markets and, *inter-alia*, the time it takes a stock to reach a designated price; (c) A stochastic search algorithm restarts in attempt to expedite convergence, but only if it failed to cross a checkpoint that indicates proximity to the desired solution.

A fundamental question arises: what is the effect of a perturbation on the mean first-passage time (MFPT)? Specifically, it is not clear if the introduction of a perturbation will increase or decrease the MFPT, and by what magnitude. At face value, it seems that the answer to this question depends on the myriad of details characterizing the underlying first-passage process and the perturbation. Yet, we show that these play a role only via their contribution to a handful of key observables, revealing a universal linear response of the mean first-passage time to perturbations.

Inspired by the profound influence of linear response theory on the understanding of physical systems both in and out of equilibrium, we set forth to establish a linear response theory for first-passage processes. Direct extension of existing results is not possible, since first-passage processes are inherently transient, and thus do not admit a steady-state (equilibrium or not). Consequently, and contrary to the classical theory of linear response, the state of the system right before the perturbation depends on its age. Moreover, the time evolution of first-passage processes may or may not obey Hamiltonian dynamics. Thus, the concept of a perturbation Hamiltonian, pivotal in classic linear response theory, is not well-defined for a general first-passage process.

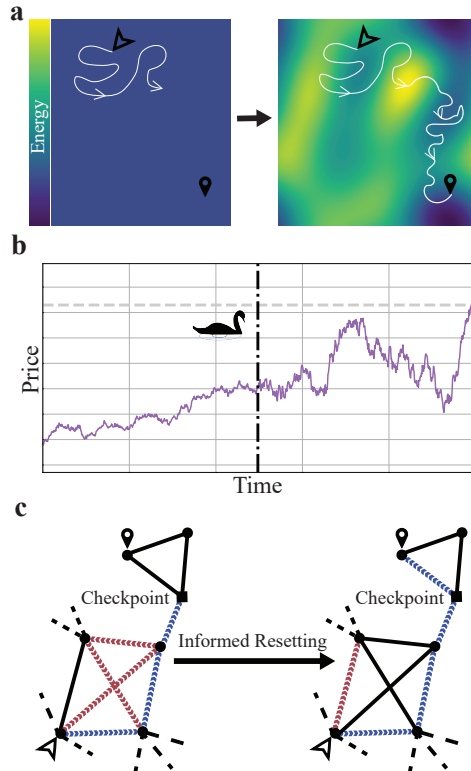


Fig. 1 Examples of perturbed first-passage processes. **a**, A particle freely diffuses in search of a target. At some point in time, a field is activated and the particle continues to diffuse on the new potential. **b**, A stock is designated to be sold at a certain target price. A black swan changes market conditions, affecting the time at which the sell price is reached. **c**, An algorithm conducts a random search on a network. After passing a specific checkpoint (blue trajectory), the search is bound to nodes in the neighborhood of the solution. Trajectories that did not pass the checkpoint are stochastically restarted (red trajectory).

Clues on how to address the above challenges can be found in the field of stochastic resetting — a perturbation that has recently attracted considerable interest [35]. In stochastic resetting, a first-passage process is halted at a random time, and the system is brought back to its initial state. Following the seminal contribution of Evans and Majumdar [36], a complete framework for first-passage processes under stochastic resetting was developed [37–43]. This revealed that the linear response of the MFPT to the resetting rate is universal and given by $\chi = \frac{\langle T \rangle^2}{2} (1 - CV_T^2)$. Here, $\langle T \rangle$ is the unperturbed MFPT, and $CV_T = \sigma(T)/\langle T \rangle$ is the coefficient of variation of the unperturbed first-passage time.

Crucially, for $CV_T > 1$ we have $\chi < 0$, demarcating when stochastic resetting expedites first-passage processes. This CV condition has already found practical use when applying stochastic resetting to molecular dynamics simulations [44]. It was further generalized and adapted to cover cases where resetting is accompanied by a time penalty [45], a branching event [46], and to resetting in discrete-time [47].

Here, we elevate from stochastic resetting to the stochastic application of a general perturbation. Similar to stochastic resetting, we circumvent direct extension of classical linear response theory, and consider instead the response of a general first-passage process to a rare — yet completely arbitrary — perturbation. We therefore look for an expansion

$$\langle T_\lambda \rangle \simeq \langle T \rangle + \lambda\chi, \quad (1)$$

where $\langle T_\lambda \rangle$ is the MFPT under the perturbation, $\langle T \rangle$ is the underlying MFPT, λ is the rate of its application, and χ is the linear response parameter. We find that the linear response parameter is generally given by

$$\chi = \frac{\langle T \rangle^2}{2} \left(\frac{2\bar{\tau}}{\langle T \rangle} - CV_T^2 - 1 \right), \quad (2)$$

where $CV_T = \sigma(T)/\langle T \rangle$ is once again the coefficient of variation of the unperturbed FPT, and $\bar{\tau}$ is the mean time between the activation of the perturbation and the FPT, conditioned on the perturbation actually occurring. Unlike classic linear response theory, our results continue to hold exactly even for strong perturbations that significantly alter the dynamics.

Demanding that the introduction of a rare perturbation will result in a reduction of the MFPT, i.e. $\chi < 0$, we get a generalization of the CV condition that applies for general perturbations. This reads

$$CV_T^2 > \frac{2\bar{\tau}}{\langle T \rangle} - 1, \quad (3)$$

which — similar to classical linear response theory — highlights the strong dependence of the linear response on fluctuations in the unperturbed FPT. To see this more vividly, observe that a perturbation can reduce the MFPT of a process even if the MFPT after the perturbation, $\bar{\tau}$, is larger than the unperturbed MFPT, $\langle T \rangle$. While this seems counterintuitive, equation (2) asserts that this will

happen whenever fluctuations in the underlying FPT are large enough. The explanation for this effect can be traced back to the inspection paradox [48, 49], as we discuss in the next section.

It is easy to verify that the results above hold for the case of resetting by plugging in $\bar{\tau} = \langle T \rangle$. Substituting the values of $\bar{\tau}$ for resetting with time penalties and resetting with branching also agrees with known results [45, 46]. Beyond resetting, the above results hold for arbitrary perturbations and first-passage processes, provided that $\langle T \rangle$, $\sigma(T)$, and $\bar{\tau}$ are well-defined, i.e., finite. We stress that the linear response is universal in the sense that it only depends on the above-mentioned moments. Crucially, when these are not known analytically, they can be easily estimated from measured or simulated data.

The remainder of this article is structured as follows. We start by deriving the main result of this work— equation (2). Next, we extend this result to cases where the variance of the FPT diverges. We then demonstrate how to use equation (2) in practice. We do this using two toy models. In both, the underlying process is a 1D drift-diffusion to a target, but it is subject to two different perturbations: resetting with information feedback and the application of a log-potential. While describing these perturbations is straightforward, their effect on the MFPT can hardly be guessed a priori. Yet, we show that equation (2) can be used to easily map out the linear response phase space, revealing phase transitions of first and second order. We conclude with a discussion and outlook.

Derivation of Equation (2)

Consider a first-passage process whose FPT we denote by T . We would like to understand the response of the MFPT to an arbitrary, but rare perturbation. To do so, we let the perturbation occur at a random time P , which we take from an exponential distribution with rate λ that is henceforth considered small in the sense that $\lambda\langle T \rangle \ll 1$. The perturbed FPT, T_λ , is then given by

$$T_\lambda = \begin{cases} T & \text{if } T \leq P, \\ P + \tau(\vec{q}) & \text{if } T > P. \end{cases} \quad (4)$$

Indeed, if first-passage occurred before the perturbation time P the process completes without

interruption. Otherwise, the FPT will occur at P plus the time remaining from the moment of the perturbation till completion. We denote this time by $\tau(\vec{q})$, and note that it can depend on the state of the system, \vec{q} , at time P . Moreover, we allow $\tau(\vec{q})$ to be deterministic or random. Finally, we will assume that $\tau(\vec{q})$ is completely determined given \vec{q} , i.e., that it does not depend explicitly on the moment at which the perturbation is applied.

To proceed, we apply the total expectation theorem

$$\begin{aligned} \langle T_\lambda \rangle &= \Pr(T \leq P) \langle T | T \leq P \rangle + \\ &+ \Pr(P < T) (\langle P | P < T \rangle + \langle \tau(\vec{q}) | P < T \rangle) = \\ &= \frac{1 - \tilde{T}(\lambda)}{\lambda} + \lambda \int_Q \int_0^\infty \langle \tau(\vec{q}) \rangle G(\vec{q}, t) e^{-\lambda t} dt d\vec{q}, \end{aligned} \quad (5)$$

where $\tilde{T}(\lambda) = \langle e^{-\lambda T} \rangle$ is the Laplace transform of T evaluated at λ , $G(\vec{q}, t)$ is the probability density to find the process at state \vec{q} at time t , and $\langle \tau(\vec{q}) \rangle$ is the average of $\tau(\vec{q})$ over all possible realizations. The derivation of equation (5) is given in the methods.

Expanding to first order in the perturbation rate we obtain $\langle T_\lambda \rangle \simeq \langle T \rangle + \chi \lambda$, with $\chi = \frac{\langle T \rangle^2}{2} \left(\frac{2\bar{\tau}}{\langle T \rangle} - CV_T^2 - 1 \right)$ as defined in equation (2). For the complete derivation, see methods. Here, $\bar{\tau}$ is given by

$$\bar{\tau} = \int_Q \langle \tau(\vec{q}) \rangle \phi(\vec{q}) d\vec{q}, \quad (6)$$

i.e., it is $\langle \tau(\vec{q}) \rangle$ (the mean of $\tau(\vec{q})$) averaged over the probability density function

$$\phi(\vec{q}) \equiv \frac{1}{\langle T \rangle} \int_0^\infty G(\vec{q}, t) dt, \quad (7)$$

that governs the system state \vec{q} at the moment a rare perturbation occurs. Given χ in equation (2), it is easy to derive equation (3). In our derivation, we assumed that time is continuous. For similar results in discrete time, see methods.

Equation (2) can also be derived by considering the difference between an unperturbed first-passage process and one that has been perturbed at a random time P . Noting that the two only differ from the perturbation moment onward, we need only compare the mean completion times starting from this point. For the unperturbed process, this time is given by

$$\langle T_{res} \rangle = \frac{\langle T \rangle}{2} (1 + CV_T^2), \quad (8)$$

which is a classical result that follows from the inspection paradox [48, 49]. For the perturbed process, the remaining time is $\bar{\tau}$, since $\phi(\vec{q})$ governs the system's state at the time of the perturbation. The difference $\bar{\tau} - \langle T_{res} \rangle$ captures the mean effect of the perturbation, given that it occurs. Multiplying $\bar{\tau} - \langle T_{res} \rangle$ by $\lambda \langle T \rangle$, i.e., the probability that the perturbation indeed occurs, yields equation (2).

Finally, if the FPT of the unperturbed process is taken from a power law distribution, $f_T(t) \sim t^{-1-\alpha}$ with $1 < \alpha < 2$, the unperturbed MFPT is still well-defined and $\phi(\vec{q})$ is still a proper distribution, but the variance of the unperturbed FPT diverges. Also, in this case, the Laplace transform of the FPT distribution can be written as $\tilde{T}(\lambda) = 1 - \langle T \rangle \lambda + c \lambda^\alpha + o(\lambda^\alpha)$, with c being some positive constant. Therefore, for any finite $\bar{\tau}$, equation (5) implies that the MFPT at low rates can be approximated as $\langle T_\lambda \rangle \simeq \langle T \rangle - c \lambda^{\alpha-1}$. It is worth emphasizing that for such processes, the leading order in the response is independent of the nature of the perturbation as long as $\bar{\tau} < \infty$. Indeed, the response at low rates is a function of α and c alone, which are properties of the underlying FPT statistics.

Informed Resetting

We now turn to illustrate the usefulness of our newly established theory via the analysis of two toy models. We start with informed resetting.

When using stochastic resetting to expedite stochastic processes, one can use information on the current state of the system e.g., the proximity of a particle to a target, to decide whether to reset or not. This has an advantage over regular stochastic resetting by avoiding cases where resetting happens when the process is near completion. Unfortunately, this type of information feedback also makes analysis much harder. Consequently, very little is known about such processes in general.

Consider the scenario illustrated in Fig. (2). A particle is drift diffusing from the origin with a drift velocity $V > 0$ and a diffusion coefficient D . At $L > 0$, there is an absorbing boundary, and we are interested in the mean absorbance time. The particle's actual size is negligible, but due

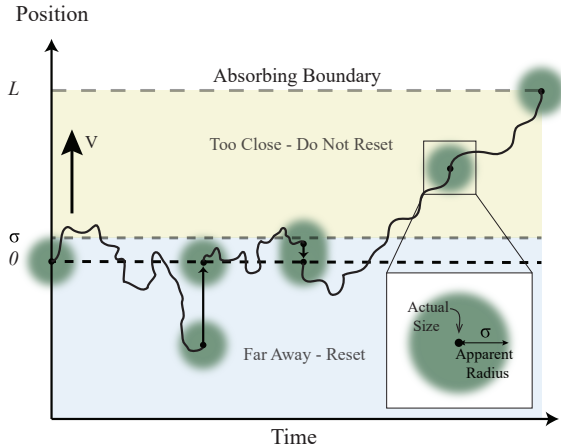


Fig. 2 Diffusion under informed resetting. A particle is drift diffusing from the origin to a target located at L , with a drift velocity V , and a diffusion coefficient D . The particle’s location is measured at random times, but the measurement has an uncertainty of σ . Informed resetting is used to outperform ignorant stochastic resetting, by avoiding resetting when this will surely move the particle further away from the target compared to its current position.

to the limitations of the experimental apparatus, it cannot be localized precisely and is seen as a smudge of radius σ . At some rate λ , we measure the particle’s location. If we are sure that the particle is closer to L than its initial position, i.e., it is in position $x > \sigma$, we do nothing. Otherwise, we bring the particle back to the origin and reset its motion. We call this perturbation: ‘informed resetting’.

We would like to understand the effect of informed resetting on the MFPT of drift-diffusion. Two limits of this problem have already been considered and solved. When $\sigma = L$, resetting is ignorant of the particle’s position, and the problem boils down to regular stochastic resetting of drift-diffusion. This problem was solved in [50], where the authors calculated the MFPT as a function of the resetting rate λ from which one can read the linear response, χ , as $\chi = \frac{L^2}{2V^2} [1 - \frac{1}{Pe}]$. Here, $Pe \equiv \frac{LV}{D}$ is the Péclet number, and note that χ changes sign at $Pe = 1$, which corresponds to $CV_T = 1$ [50]. In the other extreme, $\sigma = 0$, we have full information on the particle’s position. The MFPT can then be obtained by mapping our problem onto the problem of asymmetric stochastic resetting that was presented in [51]. Using tools developed there, we find $\chi =$

$\frac{L^2}{4V^2 Pe^2} [e^{-2Pe} - 1]$ (methods), which is always negative since resetting with full information is guaranteed to expedite first-passage.

The linear response function in the limits of zero and full information was calculated based on an explicit expression for the MFPT as a function of the perturbation rate. Yet, this imposes a great burden on researchers — finding the MFPT at an arbitrary rate is not always feasible, and commonly not a simple task. Indeed, an exact solution for the MFPT at intermediate values of σ cannot be obtained using the existing stochastic resetting framework [39], and requires particular treatment. Next, we show how the linear response of drift-diffusion to informed resetting, can be found with little effort using equation (2).

To find the linear response given in equation (2), we need the MFPT and CV_T of the underlying process, and $\bar{\tau}$ which is given by equation (6). For drift-diffusion, we have $\langle T \rangle = L/V$ and $CV_T^2 = Pe^{-1}$ [5]. To find $\bar{\tau}$ we first need to find $\langle \tau(x) \rangle$, which is the mean time to a first-passage from the moment of the perturbation, given that this was activated when the particle was at x .

Since we are interested in the linear response, it is enough to consider the limit of a rare perturbation ($\lambda \rightarrow 0$). In this limit, one can safely neglect multiple occurrences of the perturbation, and we find

$$\langle \tau(x) \rangle = \begin{cases} \frac{L-x}{V} & \text{if } x > \sigma, \\ \frac{L}{V} & \text{if } x \leq \sigma. \end{cases} \quad (9)$$

To understand equation (9), observe that the upper branch accounts for the case where the perturbation catches the particle at $x > \sigma$, and there is no resetting. The particle then continues to drift-diffuse, reaching the target after $(L-x)/V$ units of time on average. The lower branch accounts for the case where the perturbation catches the particle at $x \leq \sigma$. The particle’s location is reset to the origin, from which it will take L/V units of time on average to reach the target.

Next, we need to find the mean of $\langle \tau(x) \rangle$ using the probability measure $\phi(x)$ defined in equation (7). Plugging in the known propagator for drift-diffusion with an absorbing boundary $G(x, t) =$

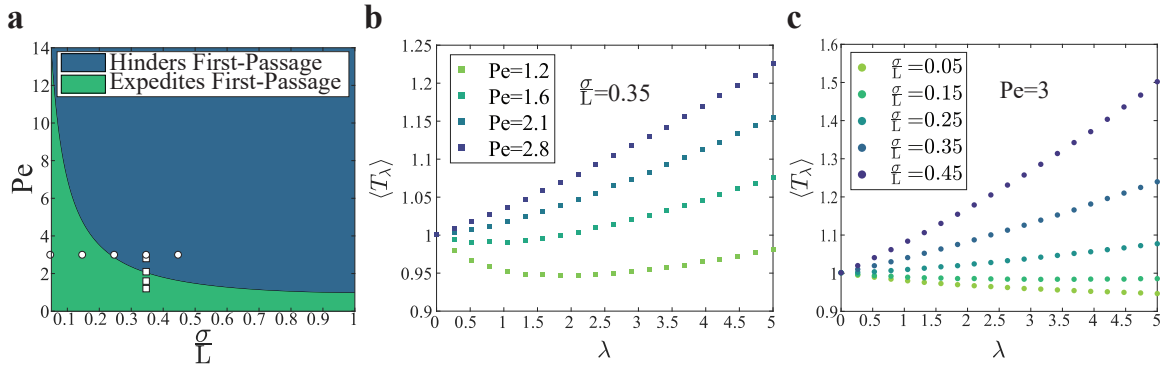


Fig. 3 **a**, The two phases of drift-diffusion with informed resetting are constructed using equation (11). When the sign of the response is negative, informed resetting expedites first-passage (green phase). The converse happens when the response is positive (blue phase). **b**, The MFPT vs. the resetting rate λ . Squares come from Langevin simulations with $\sigma/L = 0.35$ and different Pe . Simulations agree with the prediction for a transition from a positive to a negative linear response at $Pe \simeq 2.05$. **c**, The MFPT vs. the resetting rate λ . Circles come from Langevin simulations with $Pe = 3$ and different σ/L . Simulations agree with the prediction for a transition from a positive to a negative linear response at $\sigma/L \simeq 0.24$. All simulations were conducted with $L = V = 1$.

$\frac{1}{\sqrt{4\pi Dt}} e^{-\frac{(x-Vt)^2}{4Dt}} \left(1 - e^{-\frac{L(L-x)}{Dt}}\right)$ [5], we find

$$\phi(x) = \frac{1}{L} \left(e^{\frac{V}{2D}(x-|x|)} - e^{-2Pe} e^{\frac{Vx}{D}} \right). \quad (10)$$

Integrating the product of equations (9) and (10) results in $\bar{\tau}$. Inserting into equation (2) gives the following linear response

$$\chi = \frac{L^2}{2V^2} \left[\left(\frac{\sigma}{L}\right)^2 - \frac{1}{2Pe^2} + \frac{1}{Pe} e^{-2Pe(1-\frac{\sigma}{L})} \left(\frac{1}{2Pe} - \frac{\sigma}{L}\right) \right]. \quad (11)$$

Plugging $\frac{\sigma}{L} = 1$, gives back the linear response of stochastic resetting of a drift-diffusion process [50], and plugging $\frac{\sigma}{L} = 0$ we get the same result as got from [51], as explained in the methods.

Taking the sign of the linear response, we create a phase space separating cases where informed resetting expedites first-passage from cases where it has the opposite effect. This phase space is shown in Fig. (3a). Going from the no information case ($\sigma = L$) to the full information case ($\sigma = 0$), we see that the class of drift-diffusion processes that can be expedited by informed resetting becomes larger. Namely, more information translates into acceleration at higher Pe .

To corroborate the separatrix predicted by equation (11), we performed Langevin simulations of drift-diffusion with informed resetting. First for

$\sigma/L = 0.35$ and different Pe [squares in Fig. (3a) and Fig. (3b)], and then for $Pe = 3$ and different values of σ/L [circles in Fig (3a) and Fig. (3c)]. In both cases, the transition from acceleratory to inhibitory response agrees with the one predicted by equation (11).

How accurate should a position measurement be in order to expedite the first-passage of drift-diffusion using informed resetting? Seemingly, answering this question requires a detailed solution to the particular problem illustrated in Fig. (2). Yet, we showed that the latter can be skipped altogether. We applied equation (2), which allows us to answer the posed question directly. Equation (2) can thus be used as a quick and simple tool to understand the response of a first-passage process to a perturbation while avoiding the difficulties of solving the FPT problem explicitly.

Stochastic Activation of a Field

We will now show that the presented theory can be used to unravel non-trivial phenomena that emerge in a seemingly simple setup where a field is activated randomly in time. We again consider the example of a particle drift diffusing to a target at L . The particle starts at the origin, with a drift velocity $V > 0$, and a diffusion coefficient D . The diffusion coefficient follows the Einstein-Smoluchowski relation: $D = (\beta\zeta)^{-1}$ where ζ is

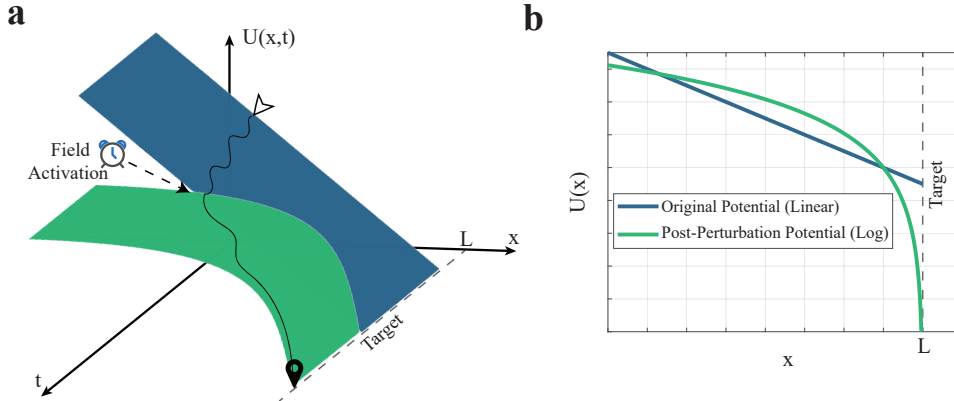


Fig. 4 **a**, An illustration of the problem of stochastic field activation. A particle starts drift-diffusing from the origin to a target located at L . At some random point in time, a field is activated and the particle continues its diffusion on a logarithmic potential. **b**, The potential energy before and after field activation. Before the field is activated the potential energy is linear and given by $U_{lin}(x) = -F_0x$. After the field is activated the potential energy is logarithmic and given by $U_{log}(x) = U_0 \ln(L - x)$.

the drag coefficient and β is the inverse temperature. The potential describing this problem is $U_{lin}(x) = -F_0x$, where $F_0 = V\zeta$. We would like to understand the response of the MFPT to a field, which is activated at a random time and kept ‘on’ until first-passage occurs. For concreteness and analytical tractability, we consider a post-perturbation potential that is logarithmic $U_{log}(x) = U_0 \ln(L - x)$, with $U_0 > 0$. An illustration of the process is presented in Fig. (4).

Observe that both the magnitude and sign of the response to the considered perturbation are not trivial. This is because they depend on the *random* position of the particle at the moment of field activation. Indeed, if the particle is near the target, where the logarithmic potential is much steeper than the linear counterpart, it will feel a strong pull that would shorten its MFPT. On the other hand, if the particle is far away from the target, its MFPT will increase since the logarithmic potential is almost flat there (compared to the linear).

To proceed, we first analyze the linear response to the perturbation. To this end, we need to compute the terms that appear on the right-hand side of equation (2). Because drift-diffusion is the underlying process prior to the perturbation, we have $\langle T \rangle = L/V$ and $CV_T^2 = Pe^{-1}$ as in the previous section [5]. To obtain $\bar{\tau}$, we first find $\langle \tau(x) \rangle$: the mean time remaining to first-passage given that the particle was at x at the moment the perturbation occurred. By construction, this

is nothing but the MFPT of a particle diffusing from x to L on a logarithmic potential [52, 53]

$$\langle \tau(x) \rangle = \begin{cases} \frac{(L-x)^2}{2D(\beta U_0 - 1)} & \text{if } \beta U_0 > 1, \\ \infty & \text{if } \beta U_0 < 1. \end{cases} \quad (12)$$

To get $\bar{\tau}$, we need to average equation (12) with respect to the appropriate position distribution $\phi(x)$. For a drift-diffusion process, this is given by equation (10) as explained in the previous section.

Following the steps above, we substitute $\langle T \rangle$, CV_T^2 , and $\bar{\tau}$ into the right hand side of equation (2). The resulting linear response diverges for $\beta U_0 < 1$, which is easy to see from equation (12). For $\beta U_0 > 1$ we find

$$\chi = \frac{2DL}{3V^3} \frac{Pe^2 + \frac{3}{2}(2 - \beta U_0)(Pe + 1)}{\beta U_0 - 1}. \quad (13)$$

From here it is clear that the response is finite and positive whenever $1 < \beta U_0 \leq 2$. Namely, in this regime stochastic activation of a logarithmic field at low rates will always hinder first-passage.

When $\beta U_0 > 2$, the sign of the response depends on Pe . Namely, the response is positive when $Pe > Pe^*$ with $Pe^* = \frac{3(\beta U_0 - 2)}{4} \left(1 + \sqrt{(3\beta U_0 + 2)/(3\beta U_0 - 6)} \right)$, and negative otherwise. These critical Pe separate the part of the phase space where field activation hinders first-passage from the part where field activation expedites first-passage. The

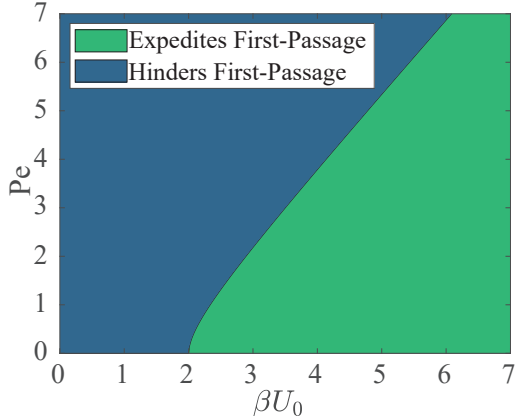


Fig. 5 The phase space for the problem of stochastic field activation that is illustrated in Fig. (4).

phase space, constructed using equation (13), is given in Fig. (5).

Beyond Linear Response

So far, we have focused on the linear response to a rare perturbation ($\lambda \rightarrow 0$). Yet, in many cases, the response to an immediate application of a perturbation ($\lambda \rightarrow \infty$) can also be obtained with little effort, allowing analysis and insight beyond linear response.

In the above example, the behavior at very large perturbation rates can be obtained by noting that the particle has no time to move before the field is activated. In addition, because the field is activated once and for all, the MFPT in this limit is given by setting $x = 0$ in equation (12). To create the phase space at $\lambda \rightarrow \infty$, we compare this MFPT to L/V (MFPT on linear potential) and determine which one is greater. In Fig. (6a), we take the $\lambda \rightarrow 0$ phase space from Fig. (5) (colored) and plot on top of it the region in phase space where immediate ($\lambda \rightarrow \infty$) activation of a logarithmic potential hinders first-passage (dotted). It then becomes clear that a wedge-shaped overlap exists between the region in phase space where rare field activation expedites first-passage (green), and the region in phase space where immediate field activation hinders first-passage. In this wedge-shaped region, the MFPT decreases with λ when it is small, but its value at very high perturbation rates is larger than its value at $\lambda = 0$. It follows that there must be a finite perturbation rate, λ^* , that minimizes the MFPT.

This observation raises the suspicion that the phase space of this λ^* , i.e. the frequency of field activation that minimizes the MFPT, can be divided into regions where λ^* is either finite, zero, or infinite. The wedge-shaped region must lay where λ^* is finite. Yet, the optimal rate itself cannot be obtained from linear response, but only via an expression that gives the MFPT at an arbitrary field activation rate. We find this expression by use of equation (5), which is valid for arbitrary values of λ .

Perturbing a process repeatedly affects $\langle \tau(\vec{q}) \rangle$ in equation (5), which is another way of saying that this quantity generally depends on the perturbation rate. A notable example is stochastic resetting, where the mean residual time after resetting can be approximated by $\langle T \rangle$ only when the probability of having multiple resetting events is negligible. The problem considered here is different since the field is activated once and for all. It follows that $\langle \tau(\vec{q}) \rangle$ is given by equation (12) regardless of the perturbation rate λ . Integrating over time in equation (5), we find $\langle T_\lambda \rangle = \frac{1 - \tilde{T}(\lambda)}{\lambda} + \lambda \int_Q \langle \tau(\vec{q}) \rangle \tilde{G}(\vec{q}, \lambda) d\vec{q}$, where $\tilde{T}(\lambda)$ and $\tilde{G}(\vec{q}, \lambda)$ are the Laplace transforms of the FPT distribution and the propagator of the unperturbed process evaluated at λ , respectively.

A closed-form solution for the MFPT at an arbitrary perturbation rate is presented in the methods. From it, the MFPT for any pair of Pe and βU_0 can be found as a function of λ , and consequently, the corresponding λ^* . In Fig. (6b), we plot the MFPT as a function of λ for three different pairs of Pe and βU_0 , covering scenarios where $\lambda^* = 0, \infty$, or is some finite value, as indicated on the plot.

The complete phase space for the optimal rate is presented in Fig. (6c) with a line indicating the separatrix at $\lambda \rightarrow 0$. We note that for large values of Pe and βU_0 the separatrix at $\lambda \rightarrow 0$ predicts correctly the transition between the $\lambda^* = 0$ and the finite λ^* phases. The transition between the finite λ^* phase and the $\lambda^* = \infty$ phase can be obtained analytically. In the methods, we show that it occurs at $\beta U_0 = 2Pe$, and that near this transition $\lambda^* \sim (2Pe - \beta U_0)^{-1}$.

Fig. (6d) illustrates how λ^* varies with βU_0 for two different values of Pe : $Pe = 1.3$ (blue) and $Pe = 2.5$ (orange). The dashed lines at

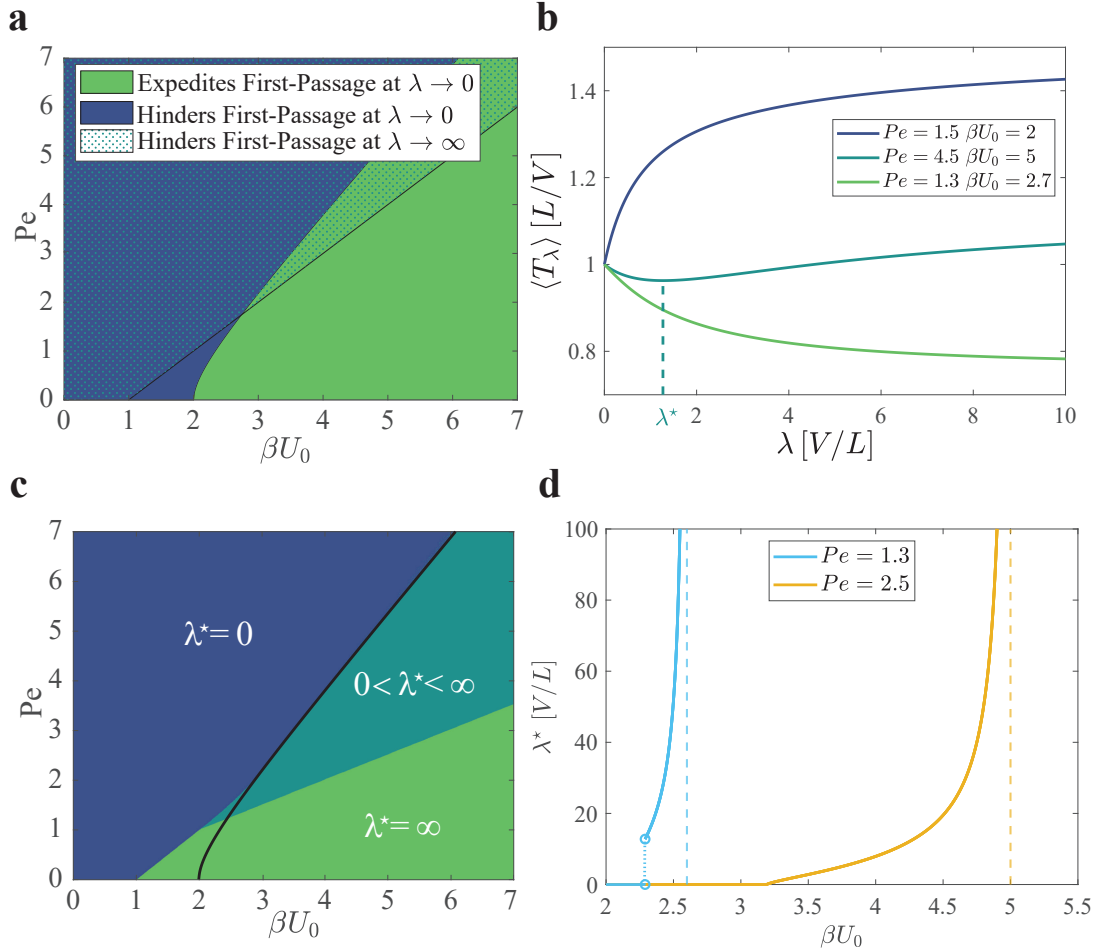


Fig. 6 **a**, The region of phase space where immediate ($\lambda \rightarrow \infty$) activation of a logarithmic potential hinders first-passage (dotted), superimposed on the linear response phase space ($\lambda \rightarrow 0$) from Fig. (5). **b**, The MFPT as a function of the perturbation rate λ for three different pairs of Pe and βU_0 . Three behaviors of the optimal rate λ^* can be seen, it is either zero, finite, or infinite. **c**, The phase space for the optimal switching rate. A black line indicating the separatrix at $\lambda \rightarrow 0$, that was obtained using linear response analysis. **d**, Plots of the optimal rate λ^* that minimizes the MFPT as a function of βU_0 for $Pe = 1.3$ and $Pe = 2.5$. It can be seen that the transition from $\lambda^* = 0$ to the finite λ^* phase can be either continuous (for $Pe = 2.5$) or discontinuous (for $Pe = 1.3$). Dashed lines at $\beta U_0 = 2Pe$ indicate the predicted transition to the infinite λ^* phase.

$\beta U_0 = 2Pe$ mark the analytically predicted transition between the finite and infinite λ^* phases. The transition between the finite λ^* and $\lambda^* = 0$ phases can be either first or second order: a discontinuous transition is found for $Pe = 1.3$ and a continuous one for $Pe = 2.5$.

The emergence of both first- and second-order phase transitions in a problem as simple as the application of a field is non-trivial and surprising. More than anything, it emphasises how little we know on the response of the first-passage time to perturbations. Extending this analysis to other

systems is expected to shed more light on the rich landscape of perturbed first-passage processes.

Summary and Outlook

In this article, we studied the linear response of the MFPT to a rare, yet arbitrary, perturbation. Surprisingly, we found a fairly simple expression (equation (2)) that captures the linear response of any FPT process (with finite first and second moments) to an arbitrary perturbation. The resulting expression depends on the variance in

the FPT of the unperturbed process, in a striking similarity to well-known results from classical linear response theory [1].

We also dealt with cases where the second moment of the FPT diverges but the MFPT is finite. In those cases, the response to the perturbation is not linear. More importantly, it is a function of the underlying process only, and independent of the nature of the perturbation itself.

The universal linear response of the MFPT greatly simplifies the analysis of a myriad of scenarios that so far could only be analyzed ad-hoc. For example, we used it to quantify how the addition of information feedback helps stochastic resetting expedite drift-diffusion processes. We then went on to show that our results can also help determine the linear response to the activation of a field. Specifically, we analyzed the effect of changing the potential in a diffusion process from linear to logarithmic. This analysis hinted that the optimal perturbation rate, which minimizes the MFPT, exhibits rich behavior. Going beyond linear response asserted that it indeed shows non-trivial first- and second-order phase transitions.

The only information needed to determine the linear response of a first-passage process to a perturbation is the mean and standard deviation of the unperturbed FPT, as well as the mean residual time to first-passage after the activation of the perturbation. In the presented examples, this information was acquired using known analytical formulas. However, when these are lacking, the required moments can be obtained from simulated or measured data even if the propagator and the full FPT distribution are unknown.

Finally, we note that the linear response in equation (2) is the underlying MFPT squared, multiplied by a function of dimensionless parameters. Therefore, when studying the linear response of a process to a perturbation using experiments or numerical simulations, it is enough to scan the dimensionless parameters that characterize the system. This reduction of complexity is particularly useful when coming to study the response of a given process to various perturbations. Previously, doing so would have required dealing separately with each and every perturbation. This taxing procedure is no longer required as equation (2)

asserts that the response only depends on the perturbation via the normalized mean residual time to completion, $\bar{\tau}/\langle T \rangle$. Understanding how different perturbations affect this single parameter is then the only remaining task.

Acknowledgments. T.D.K. acknowledges Shir Fridman for assistance in designing the figures. T.D.K. acknowledges insightful discussions with Ofek Lauber Bonomo. The authors acknowledge Maxence Arutkin, Haim Diamant, Barak Hirshberg, and Bara Levit for reading and commenting on early versions of this manuscript. This project has received funding from the European Research Council (ERC) under the European Union’s Horizon 2020 research and innovation program (grant agreement No. 947731).

Methods

Derivation of equation (5)

To derive equation (5), five terms are required. The probabilities $\Pr(T \leq P)$ and $\Pr(P < T)$, and the conditional expectations $\langle T|T \leq P \rangle$, $\langle P|P < T \rangle$, and $\langle \tau(\vec{q})|P < T \rangle$. We start by computing the probabilities

$$\begin{aligned} \Pr(T \leq P) &= \int_0^\infty f_T(t) \Psi_P(t) dt = \\ &= \int_0^\infty f_T(t) e^{-\lambda t} dt = \tilde{T}(\lambda). \end{aligned} \quad (14)$$

$$\Pr(P < T) = 1 - \Pr(T \leq P) = 1 - \tilde{T}(\lambda),$$

where $f_X(t)$ and $\Psi_X(t)$ are the probability density function and the survival probability of the random variable X , respectively, and $\tilde{T}(\lambda)$ is the Laplace transform of $f_T(t)$. The conditional expectations $\langle T|T \leq P \rangle$ and $\langle P|P < T \rangle$ are calculated

as follows

$$\begin{aligned}
\langle T|T \leq P \rangle &= \frac{\int_0^\infty t f_T(t) \Psi_P(t) dt}{\Pr(T \leq P)} = \\
&= \frac{-1}{\tilde{T}(\lambda)} \frac{d}{d\lambda} \int_0^\infty f_T(t) e^{-\lambda t} dt = \\
&= \frac{-1}{\tilde{T}(\lambda)} \frac{d\tilde{T}(\lambda)}{d\lambda}, \\
\langle P|P < T \rangle &= \frac{\int_0^\infty t f_P(t) \Psi_T(t) dt}{\Pr(P < T)} = \\
&= \frac{-\lambda}{1 - \tilde{T}(\lambda)} \frac{d}{d\lambda} \int_0^\infty \Psi_T(t) e^{-\lambda t} dt = \\
&= \frac{1}{1 - \tilde{T}(\lambda)} \frac{d\tilde{T}(\lambda)}{d\lambda} + \frac{1}{\lambda},
\end{aligned} \tag{15}$$

where we used the identity $\int_0^\infty \Psi_T(t) e^{-\lambda t} dt = \frac{1 - \tilde{T}(\lambda)}{\lambda}$.

Lastly, we need $\Pr(P < T) \langle \tau(\vec{q}) | P < T \rangle$. This can be done by averaging $\tau(\vec{q})$ over all the realizations of $\tau(\vec{q})$, and on the probability of being at state \vec{q} at the moment of the perturbation. We get

$$\begin{aligned}
\Pr(P < T) \langle \tau(\vec{q}) | P < T \rangle &= \\
= \lambda \int_Q \int_0^\infty e^{-\lambda t} \langle \tau(\vec{q}) \rangle G(\vec{q}, t) dt d\vec{q}.
\end{aligned} \tag{16}$$

Summing up all the terms we obtain equation (5).

Derivation of equations (1-2)

Equation (5) is a sum of two terms, $\frac{1 - \tilde{T}(\lambda)}{\lambda}$, and the right-hand side of equation (16). We now expand both to first order in λ . For the first term, we use the moments expansion of the Laplace transform

$$\frac{1 - \tilde{T}(\lambda)}{\lambda} = \langle T \rangle - \frac{\lambda}{2} \langle T^2 \rangle + o(\lambda). \tag{17}$$

For the right-hand side of equation (16), we assume that $\tau(\vec{q})$ is completely determined given \vec{q} , i.e., that it does not depend explicitly on the moment at which the perturbation is applied. Taking $\tau(\vec{q})$ out of the inner integral, and Taylor

expanding the exponential, we obtain

$$\begin{aligned}
RHS &= \lambda \int_Q \langle \tau(\vec{q}) \rangle \int_0^\infty G(\vec{q}, t) dt d\vec{q} + o(\lambda) = \\
&= \lambda A \int_Q \langle \tau(\vec{q}) \rangle \phi(\vec{q}) d\vec{q} + o(\lambda) = \\
&= \lambda A \bar{\tau} + o(\lambda),
\end{aligned} \tag{18}$$

where $\phi(\vec{q}) = A^{-1} \int_0^\infty G(\vec{q}, t) dt$ is the probability density created by integrating the propagator $G(\vec{q}, t)$ over all times, A is the normalization factor, and $\bar{\tau}$ is the mean of $\langle \tau(\vec{q}) \rangle$ with respect to $\phi(\vec{q})$. The value of A is

$$\begin{aligned}
A &= \int_Q \int_0^\infty G(\vec{q}, t) dt d\vec{q} = \int_0^\infty \int_Q G(\vec{q}, t) d\vec{q} dt = \\
&= \int_0^\infty \Psi_T(t) dt = \langle T \rangle.
\end{aligned} \tag{19}$$

Summing both results leads to equations (1-2).

Linear response in discrete time

To derive the linear response for first-passage processes and perturbations occurring in discrete time, we return to equation (4) in the main text. In this scenario, we consider a geometrically distributed perturbation time $P \sim \text{Geometric}(p)$, and instead of T_λ we denote the FPT of the perturbed process as T_p . Using the total expectation theorem we get the following expression for the MFPT

$$\langle T_p \rangle = \langle \min(T, P) \rangle + \Pr(P < T) \langle \tau(\vec{q}) | P < T \rangle. \tag{20}$$

We start by computing the first term

$$\langle \min(T, P) \rangle = \sum_{n=0}^{\infty} \Pr[\min(T, P) > n], \tag{21}$$

where $\Pr[\min(T, P) > n]$ is the probability that both T and P are larger than n . Because T and

P are independent

$$\begin{aligned}
\Pr[\min(T, P) > n] &= \\
&= \left(\sum_{k=n+1}^{\infty} P_T(k) \right) \left(\sum_{m=n+1}^{\infty} P_P(m) \right) = \\
&= \left(\sum_{k=n+1}^{\infty} P_T(k) \right) \left(\sum_{m=n+1}^{\infty} p(1-p)^m \right) = \quad (22) \\
&= \sum_{k=n+1}^{\infty} P_T(k)(1-p)^{n+1}.
\end{aligned}$$

Where $P_T(k)$ is the probability mass function of T , and $P_P(k) = p(1-p)^k$ is the probability mass function of P , where we used the fact that P is geometrically distributed on $\{0, 1, 2, 3, \dots\}$. To find $\langle \min(T, P) \rangle$, we sum over equation (22)

$$\begin{aligned}
\langle \min(T, P) \rangle &= \sum_{n=0}^{\infty} \sum_{k=n+1}^{\infty} P_T(k)(1-p)^{n+1} = \\
&= \sum_{k=1}^{\infty} P_T(k) \sum_{n=0}^{k-1} (1-p)^{n+1} = \\
&= \frac{1-p}{p} \sum_{k=1}^{\infty} P_T(k) [1 - (1-p)^k] = \\
&= \frac{1-p}{p} [1 - H_T(1-p)], \quad (23)
\end{aligned}$$

where $H_T(z) \equiv \sum_{n=0}^{\infty} P_T(n)z^n$ is the probability generating function of T . Note that here we have assumed that first-passage cannot occur in zero time, thus $P_T(0) = 0$.

Similarly to equation (5), we can see that the following result holds

$$\begin{aligned}
\langle T_p \rangle &= \frac{1-p}{p} (1 - H_T(1-p)) + \\
&+ p \int_Q \langle \tau(\vec{q}) \rangle \sum_{n=0}^{\infty} (1-p)^n G(\vec{q}, n) d\vec{q}. \quad (24)
\end{aligned}$$

In the limit of $p \rightarrow 0$, we can find the linear response term, using the moments expansion of the probability generating function $H_T(z)$ around $z = 1$. doing so, we obtain: $H_T(1-p) = 1 - p\langle T \rangle + \frac{p^2}{2}\langle T(T-1) \rangle + o(p^2)$. We will also define a probability density function $\phi(\vec{q})$ similar to the

one defined in equation (7)

$$\phi(\vec{q}) = \frac{1}{\langle T \rangle} \sum_{n=0}^{\infty} G(\vec{q}, n). \quad (25)$$

Using this definition of $\phi(\vec{q})$ we can construct the discrete-time analog of $\bar{\tau}$ according to equation (6). Doing so gives the following expression for the linear response

$$\chi = \frac{\langle T \rangle^2}{2} \left(\frac{2\bar{\tau}}{\langle T \rangle} - CV_T^2 - 1 - \frac{1}{\langle T \rangle} \right). \quad (26)$$

In the continuous limit, i.e., $\langle T \rangle \gg 1$, it is easy to see that equation (26) converges to equation (2), as expected.

For stochastic resetting, $\bar{\tau} = \langle T \rangle$. Therefore, $\chi = \langle T \rangle^2 (1 - CV_T^2 - \langle T \rangle^{-1})/2$, which agrees with the known result for stochastic resetting in discrete time [47].

MFPT of informed resetting when $\sigma/L = 0$

The case of full information, i.e., $\sigma/L = 0$ was solved in [51] for overdamped motion obeying the Fokker-Planck equation. Using equation 12 in [51], one can see that to find the MFPT the following ordinary differential equation should be solved

$$\begin{aligned}
\frac{d^2 \langle T_\lambda(x) \rangle}{dx^2} - \frac{V}{D} \frac{d \langle T_\lambda(x) \rangle}{dx} + \\
+ \frac{\lambda}{D} \Theta(x-L) [\langle T_\lambda(L) \rangle - \langle T_\lambda(x) \rangle] = -\frac{1}{D}, \quad (27)
\end{aligned}$$

where L is the distance of the resetting point from the absorbing boundary, V is the drift velocity, D the diffusion coefficient, λ is the informed resetting rate, and $\Theta(y)$ is the Heaviside function. The resulting function $\langle T_\lambda(x) \rangle$ is the MFPT from an initial condition distanced x from the absorbing boundary. Therefore the boundary conditions are $\langle T_\lambda(0) \rangle = 0$ and $0 \leq \lim_{x \rightarrow \infty} \langle T_\lambda(x) \rangle < \infty$. Moreover, both $\langle T_\lambda(x) \rangle$ and its first derivative must be continuous at $x = L$.

The MFPT for our problem is $\langle T_\lambda(L) \rangle$. To get it, we solve for particles initialized from $0 < x < L$, and using the boundary condition at $x = 0$ gives the following solution

$$\langle T_\lambda(x) \rangle_{x < L} = \frac{x}{V} + A \left(1 - e^{\frac{V}{D}x} \right), \quad (28)$$

where A is some constant that will be found using the continuity of the first derivative at $x = L$. For $x > L$ the solution is

$$\langle T_\lambda(x) \rangle_{x>L} = \langle T_\lambda(L) \rangle + \frac{1}{\lambda} \left(1 - e^{\frac{V}{2D}[1-\alpha(\lambda)](x-L)} \right), \quad (29)$$

where $\alpha(\lambda) \equiv \sqrt{1 + \frac{4D\lambda}{V^2}}$. Using the continuity of the first derivative at $x = L$, we find $A = \left(\frac{D}{V^2} + \frac{1-\alpha(\lambda)}{2\lambda} \right) e^{-2Pe}$. Having found A , we can evaluate $\langle T_\lambda(L) \rangle$, and get the desired MFPT

$$\langle T_\lambda \rangle = \frac{L}{V} + \left(\frac{D}{V^2} + \frac{1-\alpha(\lambda)}{2\lambda} \right) (e^{-2Pe} - 1). \quad (30)$$

Taking the derivative with respect to λ of the equation above at $\lambda = 0$ agrees with taking the limit of $\sigma/L \rightarrow 0$ in equation (11).

MFPT for stochastic field activation

As discussed in the main text, equation (5) holds for an arbitrary perturbation rate. Moreover, in the case of stochastic field activation, the field is activated once and for all, eliminating the λ dependency of $\langle \tau(\vec{q}) \rangle$. Therefore, we can simplify equation (5) to read

$$\langle T_\lambda \rangle = \frac{1 - \tilde{T}(\lambda)}{\lambda} + \lambda \int_Q \langle \tau(\vec{q}) \rangle \tilde{G}(\vec{q}, \lambda) d\vec{q}, \quad (31)$$

where $\tilde{G}(\vec{q}, \lambda)$ is the Laplace transform of $G(\vec{q}, t)$ evaluated at λ .

In the case of a drift-diffusion process, where the perturbation is activating a field that alters the potential to a logarithmic one, all terms in equation (31) are known. $\tilde{T}(\lambda)$ is the Laplace transform of the FPT distribution of drift-diffusion which is $\tilde{T}(\lambda) = \exp[Pe(1 - \alpha(\lambda))]$ [5], $\langle \tau(\vec{q}) \rangle$ is given by equation (12) and $\tilde{G}(\vec{q}, t)$ is the Laplace transform of the drift-diffusion propagator [5]

$$\tilde{G}(x, \lambda) = \frac{e^{Pe(\frac{x}{L} - \alpha(\lambda)\frac{|x|}{L})} - e^{Pe[\frac{x}{L} + \alpha(\lambda)(\frac{x}{L} - 2)]}}{V\alpha(\lambda)}, \quad (32)$$

where $\alpha(\lambda)$ was defined in the previous methods section. Inserting all those results into equation

(31), gives the following MFPT

$$\langle T_\lambda \rangle = \frac{L^2}{2D(\beta U_0 - 1)} - \frac{2Pe}{\lambda(\beta U_0 - 1)} + \left[\frac{V^2}{\lambda D} + \beta U_0 \right] \frac{1 - e^{Pe[1-\alpha(\lambda)]}}{\lambda(\beta U_0 - 1)}. \quad (33)$$

Substituting $\lambda = 0$ into the above equation gives $\langle T_\lambda \rangle = L/V$, and its derivative at this point is given by equation (13), as expected. For the case where $\beta U_0 < 1$ the MFPT on the logarithmic potential diverges, and therefore $\langle T_\lambda \rangle$ in that case is

$$\langle T_\lambda \rangle = \begin{cases} \frac{L}{V} & \text{if } \lambda = 0, \\ \infty & \text{if } \lambda > 0. \end{cases} \quad (34)$$

Scaling of λ^* near the transition between the finite and infinite phases

In the general case, finding λ^* requires finding the λ that minimizes equation (33). This task boils down to solving a transcendental equation, which can be done only numerically. However, in the transition between the finite to infinite λ^* phases, equation (33) can be simplified, because we know that the minimum occurs at $\lambda \gg V^2/D$.

Therefore, in this regime $e^{Pe[1-\alpha(\lambda)]} \ll 1$, and the derivative of equation (33) is approximately given by

$$\frac{d\langle T_\lambda \rangle}{d\lambda} \simeq \frac{2Pe - \beta U_0}{\lambda^2(\beta U_0 - 1)} - \frac{2V^2}{\lambda^3 D(\beta U_0 - 1)}. \quad (35)$$

Equating this derivative to zero, we find that in the finite λ^* phase, close to the transition to the infinite λ^* phase, we have

$$\lambda^* \simeq \frac{2V^2}{D(2Pe - \beta U_0)} \sim (2Pe - \beta U_0)^{-1}. \quad (36)$$

References

- [1] Marconi, U. M. B., Puglisi, A., Rondoni, L. & Vulpiani, A. Fluctuation-dissipation: Response theory in statistical physics. *Physics Reports* **461**, 111–195 (2008).
- [2] Einstein, A. Über die von der molekularkinetischen theorie der wärme geforderte

- bewegung von in ruhenden flüssigkeiten suspendierten teilchen. *Annalen der Physik* **322**, 549–560 (1905).
- [3] Johnson, J. B. Thermal agitation of electricity in conductors. *Phys. Rev.* **32**, 97–109 (1928).
- [4] Nyquist, H. Thermal agitation of electric charge in conductors. *Phys. Rev.* **32**, 110–113 (1928).
- [5] Redner, S. *A Guide to First-Passage Processes* (Cambridge University Press, United Kingdom, 2001).
- [6] Alan J. Bray, S. N. M. & Schehr, G. Persistence and first-passage properties in nonequilibrium systems. *Advances in Physics* **62**, 225–361 (2013).
- [7] Metzler, R., Oshanin, G. & Redner, S. *First-Passage Phenomena and Their Applications* (World Scientific, Singapore, 2014).
- [8] Giuggioli, L. Exact spatiotemporal dynamics of confined lattice random walks in arbitrary dimensions: A century after smoluchowski and pólya. *Phys. Rev. X* **10**, 021045 (2020).
- [9] Engelberg, E. Z., Ashkenazy, Y. & Assaf, M. Stochastic model of breakdown nucleation under intense electric fields. *Phys. Rev. Lett.* **120**, 124801 (2018).
- [10] Guérin, T., Levernier, N., Bénichou, O. & Voituriez, R. Mean first-passage times of non-markovian random walkers in confinement. *Nature* **534**, 356–359 (2016).
- [11] Bernardi, D. & Lindner, B. Run with the brownian hare, hunt with the deterministic hounds. *Phys. Rev. Lett.* **128**, 040601 (2022).
- [12] Condamin, S., Bénichou, O., Tejedor, V., Voituriez, R. & Klafter, J. First-passage times in complex scale-invariant media. *Nature* **450**, 77–80 (2007).
- [13] Thorneywork, A. L. *et al.* Direct detection of molecular intermediates from first-passage times. *Science Advances* **6**, eaaz4642 (2020).
- [14] Lanoiselée, Y., Moutal, N. & Grebenkov, D. S. Diffusion-limited reactions in dynamic heterogeneous media. *Nature Communications* **9**, 4398 (2018).
- [15] Sokolov, I. M. Cyclization of a polymer: First-passage problem for a non-markovian process. *Phys. Rev. Lett.* **90**, 080601 (2003).
- [16] Borberg, E. *et al.* Light-controlled selective collection-and-release of biomolecules by an on-chip nanostructured device. *Nano Letters* **19**, 5868–5878 (2019).
- [17] Scher, Y., Reuveni, S. & Grebenkov, D. S. Escape of a sticky particle. *Phys. Rev. Res.* **5**, 043196 (2023).
- [18] Sokolov, I. M., Metzler, R., Pant, K. & Williams, M. C. Target search of n sliding proteins on a dna. *Biophysical Journal* **89**, 895–902 (2005).
- [19] Gallos, L. K., Song, C., Havlin, S. & Makse, H. A. Scaling theory of transport in complex biological networks. *Proceedings of the National Academy of Sciences* **104**, 7746–7751 (2007).
- [20] Eliazar, I., Koren, T. & Klafter, J. Searching circular dna strands. *Journal of Physics: Condensed Matter* **19**, 065140 (2007).
- [21] Meyer, H. & Rieger, H. Optimal non-markovian search strategies with n -step memory. *Phys. Rev. Lett.* **127**, 070601 (2021).
- [22] Schwarz, K., Schröder, Y., Qu, B., Hoth, M. & Rieger, H. Optimality of spatially inhomogeneous search strategies. *Phys. Rev. Lett.* **117**, 068101 (2016).
- [23] Iyer-Biswas, S. & Zilman, A. First-passage processes in cellular biology. *Advances in Chemical Physics* (2016).
- [24] Kochugaeva, M. P., Shvets, A. A. & Kolomeisky, A. B. *Kinetics of Protein–DNA Interactions: First-Passage Analysis*, Ch. Chapter 19, 473–492.

- [25] Chicheportiche, R. & Bouchaud, J.-P. *Some Applications of First-Passage Ideas to Finance*, Ch. 1, 447–476 (World Scientific, Singapore, 2014).
- [26] Chupeau, M., Gladrow, J., Chepelianskii, A., Keyser, U. F. & Trizac, E. Optimizing brownian escape rates by potential shaping. *Proceedings of the National Academy of Sciences* **117**, 1383–1388 (2020).
- [27] Hänggi, P., Talkner, P. & Borkovec, M. Reaction-rate theory: fifty years after kramers. *Rev. Mod. Phys.* **62**, 251–341 (1990).
- [28] Grebenkov, D. S. Paradigm shift in diffusion-mediated surface phenomena. *Phys. Rev. Lett.* **125**, 078102 (2020).
- [29] Elber, R., Makarov, D. E. & Orland, H. *Molecular Kinetics in Condensed Phases: Theory, Simulation, and Analysis* 1 edn (John Wiley & Sons, Incorporated, Newark, 2020).
- [30] Bénichou, O., Chevalier, C., Klafter, J., Meyer, B. & Voituriez, R. Geometry-controlled kinetics. *Nature Chemistry* **2**, 472–477 (2010).
- [31] Assaf, M. & Meerson, B. Extinction of metastable stochastic populations. *Phys. Rev. E* **81**, 021116 (2010).
- [32] Ovaskainen, O. & Meerson, B. Stochastic models of population extinction. *Trends in Ecology & Evolution* **25**, 643–652 (2010).
- [33] Colaiori, F. Exactly solvable model of avalanches dynamics for barkhausen crackling noise. *Advances in Physics* **57**, 287–359 (2008).
- [34] Taleb, N. *The Black Swan: The Impact of the Highly Improbable* Incerto (Random House Publishing Group, 2007).
- [35] Kundu, A. & Reuveni, S. Preface: stochastic resetting—theory and applications. *Journal of Physics A: Mathematical and Theoretical* **57**, 060301 (2024).
- [36] Evans, M. R. & Majumdar, S. N. Diffusion with stochastic resetting. *Phys. Rev. Lett.* **106**, 160601 (2011).
- [37] Pal, A. & Reuveni, S. First passage under restart. *Phys. Rev. Lett.* **118**, 030603 (2017).
- [38] Reuveni, S. Optimal stochastic restart renders fluctuations in first passage times universal. *Phys. Rev. Lett.* **116**, 170601 (2016).
- [39] Evans, M. R., Majumdar, S. N. & Schehr, G. Stochastic resetting and applications. *Journal of Physics A: Mathematical and Theoretical* **53**, 193001 (2020).
- [40] Evans, M. R. & Majumdar, S. N. Diffusion with optimal resetting. *Journal of Physics A: Mathematical and Theoretical* **44**, 435001 (2011).
- [41] Reuveni, S., Urbakh, M. & Klafter, J. Role of substrate unbinding in michaelis–menten enzymatic reactions. *Proceedings of the National Academy of Sciences* **111**, 4391–4396 (2014).
- [42] Rotbart, T., Reuveni, S. & Urbakh, M. Michaelis-menten reaction scheme as a unified approach towards the optimal restart problem. *Phys. Rev. E* **92**, 060101 (2015).
- [43] Chechkin, A. & Sokolov, I. M. Random search with resetting: A unified renewal approach. *Phys. Rev. Lett.* **121**, 050601 (2018).
- [44] Blumer, O., Reuveni, S. & Hirshberg, B. Stochastic resetting for enhanced sampling. *The Journal of Physical Chemistry Letters* **13**, 11230–11236 (2022).
- [45] Pal, A., Kuśmierz, L. & Reuveni, S. Search with home returns provides advantage under high uncertainty. *Phys. Rev. Res.* **2**, 043174 (2020).
- [46] Pal, A., Eliazar, I. & Reuveni, S. First passage under restart with branching. *Phys. Rev. Lett.* **122**, 020602 (2019).
- [47] Bonomo, O. L. & Pal, A. First passage under restart for discrete space and time:

- Application to one-dimensional confined lattice random walks. *Phys. Rev. E* **103**, 052129 (2021).
- [48] Feller, W. *An introduction to probability theory and its applications* Vol. 2 of *Wiley series in probability and mathematical statistics. Probability and mathematical statistics* (J. Wiley, New York, 1966).
- [49] Pal, A., Kostinski, S. & Reuveni, S. The inspection paradox in stochastic resetting. *Journal of Physics A: Mathematical and Theoretical* **55**, 021001 (2022).
- [50] Ray, S., Mondal, D. & Reuveni, S. Péclet number governs transition to acceleratory restart in drift-diffusion. *Journal of Physics A: Mathematical and Theoretical* **52**, 255002 (2019).
- [51] Plata, C. A., Gupta, D. & Azaele, S. Asymmetric stochastic resetting: Modeling catastrophic events. *Phys. Rev. E* **102**, 052116 (2020).
- [52] Bray, A. J. Random walks in logarithmic and power-law potentials, nonuniversal persistence, and vortex dynamics in the two-dimensional XY model. *Phys. Rev. E* **62**, 103–112 (2000).
- [53] Ray, S. & Reuveni, S. Diffusion with resetting in a logarithmic potential. *The Journal of Chemical Physics* **152**, 234110 (2020).