

On the Geometry of Regularization in Adversarial Training: High-Dimensional Asymptotics and Generalization Bounds

Matteo Vilucchio¹, Nikolaos Tsilivis², Bruno Loureiro³, and Julia Kempe^{2,4,5}

¹Information Learning and Physics Laboratory, École Polytechnique Fédérale de Lausanne (EPFL)

²Center for Data Science, New York University

³Département d'Informatique, École Normale Supérieure - PSL & CNRS, France

⁴Courant Institute of Mathematical Sciences, New York University

⁵FAIR, META.

October 22, 2024

Abstract

Regularization, whether explicit in terms of a penalty in the loss or implicit in the choice of algorithm, is a cornerstone of modern machine learning. Indeed, controlling the complexity of the model class is particularly important when data is scarce, noisy or contaminated, as it translates a statistical belief on the underlying structure of the data. This work investigates the question of how to choose the regularization norm $\|\cdot\|$ in the context of high-dimensional adversarial training for binary classification. To this end, we first derive an exact asymptotic description of the robust, regularized empirical risk minimizer for various types of adversarial attacks and regularization norms (including non- ℓ_p norms). We complement this analysis with a uniform convergence analysis, deriving bounds on the Rademacher Complexity for this class of problems. Leveraging our theoretical results, we quantitatively characterize the relationship between perturbation size and the optimal choice of $\|\cdot\|$, confirming the intuition that, in the data scarce regime, the type of regularization becomes increasingly important for adversarial training as perturbations grow in size.

1 Introduction

Despite all its successes, deep learning still underperforms spectacularly in worst-case situations, when models face innocent-looking data which are adversarially crafted to elicit erroneous or undesired outputs. Since the discovery of these failure modes in computer vision [Szegedy et al., 2014] and their re-discovery, more recently, in other modalities including text [Zou et al., 2023], considerable effort has been put into designing algorithms for training models which are robust against these adversarial attacks.

In the context of supervised learning problems, a principled approach consists of appropriately modifying standard empirical risk minimization: a parametric model is fit by minimizing a *worst-case* empirical risk, where “worst-case” refers to an assumed threat model. For example, in computer vision, a threat model of ℓ_∞ perturbations translates the assumption that images whose pixels only differ by a little should share the same label. Despite its conceptual clarity and proven ability to return robust models, a major drawback of this method, known as *robust empirical risk minimization* (RERM) or adversarial training [Goodfellow et al., 2015, Madry et al., 2018], is that it often comes with a performance tradeoff, besides being computationally more intensive than standard ERM. Indeed, it has been observed that model accuracy is often compromised for better robustness [Tsipras et al., 2019, Zhang et al., 2019]. To make matters worse, neural networks often exhibit a large gap between their robust train and test performances in standard computer vision benchmarks [Rice et al., 2020].

Many empirical efforts in addressing these statistical limitations of RERM have focused on either increasing the amount of labeled [Wang et al., 2023] or unlabeled [Carmon et al., 2019, Zhai et al., 2019] data, or on painstakingly re-imagining several of the design choices of deep learning (such as the loss function [Zhai et al., 2019], model averaging [Chen et al., 2021, Rebuffi et al., 2021] and more). Despite the apparent empirical challenges, simple guidelines on how different choices affect the statistical efficiency of RERM are clearly missing, even in simple models.

In this work, we make a step towards theoretically filling this gap by investigating model selection in RERM, and how it relates to robust and standard generalization error. In particular, we focus on the oldest model selection method: (weight) *regularization*. Following a large body of work originating in high-dimensional statistics [Krogh and Hertz, 1991, Seung et al., 1992, Bean et al., 2013a, Thrampoulidis et al., 2018, Aubin et al., 2020, Vilucchio et al., 2024], we study this fundamental question *asymptotically*, when both the input dimension and the number of training samples grow to infinity while keeping their ratio constant, and under a Gaussian setting. While it is customary in this literature to study which *values* of regularization coefficients yield the best test errors (balancing empirical fitness with model complexity), we instead analyze the optimality of a *type* of regularization. A motivation for this comes from a separate line of work in uniform convergence bounds that stresses the importance of the type of regularization for robust generalization [Yin et al., 2019, Awasthi et al., 2020, Tsilivis et al., 2024]. Borrowing from this line of work, which mainly offers qualitative bounds, and reinforcing it with new findings, we demonstrate, via *sharp* asymptotic descriptions of the errors in (regularized) RERM for a variety of different perturbation and regularization norms, that regularization becomes increasingly important in RERM as the perturbation strength grows in size. This allows us to get an exact description of the relationship between optimal type of regularization and strength of perturbation, and discuss how regularization affects the tradeoff between robustness and accuracy.

To summarize, our **main contributions** in this work are the following:

1. We derive an exact asymptotic description of the performance of regularized RERMs for a variety of perturbation and regularization norms. In addition to the commonly studied ℓ_p , we consider $\|\cdot\|_\Sigma$ norms (induced by a positive symmetric matrix Σ), which allow us to separate the effect of a perturbation on different features of the input.
2. We show uniform convergence bounds for this class of problems (i.e., $\|\cdot\|_\Sigma$ regularized), by establishing new results on the Rademacher complexities for several linear hypothesis classes under adversarial perturbations.
3. Leveraging the theoretical results above, we show that regularizing with the *dual* norm of the perturbation can yield **significant** benefits in terms of robustness and accuracy, compared to other regularization choices. In particular, our analysis permits a precise characterization of the relationship between the perturbation geometry and the optimal type of regularization. It further allows a decomposition of the contribution of regularization in terms of standard and robust (test) error.

Our results can be seen as positive news. Indeed, the main implication of our work for robust machine learning practice is that model selection, in the form of either explicit or implicit regularization, plays a more important role in robust ERM than in standard ERM. In the context of robust deep learning practice, model selection is often implicit in the choice of architecture, learning algorithm, stopping time, hyperparameters, etc. Our theoretical analysis in the context of simple adversarial tasks highlights the importance of these choices, as they can be crucial to the outcome in terms of robustness and performance.

Finally, while typical-case and worst-case analyses usually appear as opposites in the statistical learning literature, we believe our work nicely illustrates how these two approaches to studying generalization can be combined in a complementary way to yield precise answers with both explanatory and predictive powers.

Further related Work

Exact asymptotics: Our results on the exact asymptotics of adversarial training build on an established body of literature that spans high-dimensional probability [Thrampoulidis et al., 2014, 2015, Taheri et al., 2023], statistical physics [Mignacco et al., 2020, Gerace et al., 2021, Bordelon et al., 2020, Loureiro et al., 2021, Okajima et al., 2023, Adomaityte et al., 2024, 2023] and random matrix theory [Bean et al., 2013b, Mai et al., 2019, Liao et al., 2020, Mei and Montanari, 2022, Xiao et al., 2022, Schröder et al., 2023, 2024, Defilippis et al., 2024]. Our study is also motivated by recent efforts to understand Gaussian universality [Goldt et al., 2022, Montanari and Saeed, 2022, Dandi et al., 2023]. These works suggest that simple models for the covariates can have a broader scope in the context of high-dimensional generalized linear estimation, often mirroring real-world datasets. From a technical perspective, this phenomenon arises due to strong concentration properties in the high-dimensional regime, which imply some universality properties of the generalization error with respect to the covariate distribution [Tao and Vu, 2010, Donoho and Tanner, 2009, Wei et al., 2022, Dudeja et al., 2023].

Adversarial training: Robust empirical risk minimization, i.e. adversarial training, was first introduced for computer vision applications [Goodfellow et al., 2015, Madry et al., 2018]. A large body of work is devoted to the study of applied methods for improving its computational [Shafahi et al., 2019, Rice et al., 2020] and statistical [Zhai et al., 2019, Chen et al., 2021, Wang et al., 2023] properties. Theoretically, robust training has been considered before in both the case of Gaussian mixture models [Bhagoji et al., 2019, Dan et al., 2020, Javanmard and Soltanolkotabi, 2022] and linear regression [Raghuathan et al., 2020, Taheri et al., 2023, Dohmatob and Scetbon, 2024]. Of particular interest is the work of Tanner et al. [2024], which recently derived high dimensional asymptotics for binary classification with ℓ_2 regularization, considering perturbations in a general $\|\cdot\|_\Sigma$ norm. In our work, we study the effect of regularization, providing exact asymptotics for any combination of ℓ_p perturbation and regularization norm, while extending [Tanner et al., 2024] for various $\|\cdot\|_A$ regularization norms (where A is a positive symmetric matrix).

Statistical learning theory: The role of regularization in statistical inference traces back to the work of Tikhonov [1963] and plays a central role in statistical learning theory, directly inspiring general inductive principles such as Structural Risk Minimization [Vapnik, 1998] and practical methods that realize this principle, such as SVMs [Cortes and Vapnik, 1995]. Uniform convergence bounds, quantities that upper bound the difference between empirical and expected risk of any predictor *uniformly* inside a hypothesis class, were originally stated as a function of the VC dimension of the class [Vapnik and Chervonenkis, 1971]. The Rademacher complexity of the class [Koltchinskii, 2001] is known to typically provide finer guarantees [Kakade et al., 2008]. Several recent papers derive such results in the context of adversarially robust classification for linear predictors and neural networks [Yin et al., 2019, Awasthi et al., 2020, Xiao et al., 2024]. Based on these results, Tsilivis et al. [2024] highlighted the importance of the (implicit) regularization in RERM with linear models, by showing the effect of the learning algorithm and the architecture on the robustness of the final predictor. In our work, we consider, instead, explicit regularization and more general perturbation (and regularization) geometries.

2 Setting Specification

We consider a binary classification task with training data $\mathcal{S} = \{(\mathbf{x}_i, y_i)_{i=1}^n\}$, where $\mathbf{x}_i \in \mathbb{R}^d$ and $y_i \in \{-1, +1\}$ are sampled independently from a distribution \mathcal{D} of the following form:

$$P(\mathbf{x}, y) = \int_{\mathbb{R}^d} d\mathbf{w}_* \mathbb{P}_{\text{out}} \left(y \mid \frac{\langle \mathbf{w}_*, \mathbf{x} \rangle}{\sqrt{d}} \right) P_{\text{in}}(\mathbf{x}) P_{\mathbf{w}}(\mathbf{w}_*), \quad (1)$$

where P_{in} is a probability density function over \mathbb{R}^d and $\mathbb{P}_{\text{out}} : \mathbb{R} \rightarrow [0, 1]$ encodes our assumption that the label is a (potentially non-deterministic) linear function of the input \mathbf{x} with teacher weights $\mathbf{w}_* \in \mathbb{R}^d$. For example, a noiseless problem corresponds to $\mathbb{P}_{\text{out}}(y|z) = \delta(y - z)$, while we can incorporate noise by using the *probit* model: $\mathbb{P}_{\text{out}}(y|z) = 1/2 \operatorname{erfc}(-yz/\sqrt{2}\tau)$, where $\tau > 0$ controls the label noise. We assume that $\mathbf{w}_* \in \mathbb{R}^d$ is drawn from a prior distribution $P_{\mathbf{w}}$.

Given the training data \mathcal{S} , our objective is to investigate the robustness and accuracy of linear classifiers $\hat{y}(\hat{\mathbf{w}}, \mathbf{x}) = \operatorname{sign}(\langle \hat{\mathbf{w}}, \mathbf{x} \rangle / \sqrt{d})$, where $\hat{\mathbf{w}} = \hat{\mathbf{w}}(\mathcal{S})$ are learned from the training data.

We define the *robust generalization error* as

$$E_{\text{rob}}(\hat{\mathbf{w}}) = \mathbb{E}_{(\mathbf{x}, y) \sim \mathcal{S}} \left[\max_{\|\delta\| \leq \varepsilon} \mathbb{1}(y \neq \hat{y}(\hat{\mathbf{w}}, \mathbf{x} + \delta)) \right], \quad (2)$$

where the pair (\mathbf{x}, y) comes from the same distribution as the training data, and ε bounds the magnitude of adversarial perturbations under a specific choice of norm. The (standard) *generalization error* is defined as the rate of misclassification of the learnt predictor

$$E_{\text{gen}}(\hat{\mathbf{w}}) = \mathbb{E}_{(\mathbf{x}, y) \sim \mathcal{S}} [\mathbb{1}(y \neq \hat{y}(\hat{\mathbf{w}}, \mathbf{x}))]. \quad (3)$$

Notice that for $\varepsilon = 0$: $E_{\text{rob}}(\hat{\mathbf{w}}) = E_{\text{gen}}(\hat{\mathbf{w}})$ for all $\hat{\mathbf{w}} \in \mathbb{R}^d$. We will frequently use the following decomposition of the robust generalization error into (standard) generalization error and *boundary error* E_{bnd} :

$$E_{\text{rob}}(\hat{\mathbf{w}}) = E_{\text{gen}}(\hat{\mathbf{w}}) + E_{\text{bnd}}(\hat{\mathbf{w}}), \quad (4)$$

where E_{bnd} is defined as follows

$$E_{\text{bnd}}(\hat{\mathbf{w}}) = \mathbb{E} \left[\mathbb{1}(y = \hat{y}(\hat{\mathbf{w}}; \mathbf{x})) \max_{\|\delta\| \leq \varepsilon} \mathbb{1}(y \neq \hat{y}(\hat{\mathbf{w}}, \mathbf{x} + \delta)) \right]. \quad (5)$$

As its name suggests, E_{bnd} is the probability of a sample lying on (or near) the decision boundary, i.e., the probability that a sample is correctly classified without perturbation but incorrectly classified with it.

2.1 Robust Regularized Empirical Risk Minimization

Direct minimization of the robust generalization error of eq. (2) presents two main challenges: first, the objective function is non-convex due to the indicator function, and second, we only have access to a finite dataset rather than the full data-generating distribution. To address these issues, a widely adopted approach is to optimise the robust *empirical* (regularized) risk, defined as

$$\mathcal{L}(\mathbf{w}) = \sum_{i=1}^n \max_{\|\delta_i\| \leq \varepsilon} g \left(y_i \frac{\langle \mathbf{w}, \mathbf{x}_i + \delta_i \rangle}{\sqrt{d}} \right) + \lambda r(\mathbf{w}), \quad (6)$$

where $g : \mathbb{R} \rightarrow \mathbb{R}_+$ is a non-increasing convex loss function that serves as a surrogate for the 0-1 loss, $r(\mathbf{w})$ is a convex regularization term, and $\lambda \geq 0$ is a regularization parameter. The inner maximization over δ_i models the worst-case perturbation for each data point, constrained by the attack budget ε during training. Given the dataset \mathcal{S} , we estimate the parameters of our model as

$$\hat{\mathbf{w}} \in \arg \min_{\mathbf{w} \in \mathbb{R}^d} \mathcal{L}(\mathbf{w}). \quad (7)$$

The choice of loss function g , regularization r , and parameters ε and λ can significantly impact the model’s accuracy and robustness.

In practice, eq. (7) is often solved with a first-order optimization method, such as gradient descent. Prior work [Soudry et al., 2018] has showed that optimizing the *unregularized* loss without any adversarial perturbations (eq. (6) for $\lambda, \varepsilon = 0$) with gradient descent is equivalent to eq. (6) with the euclidean norm squared as a regularizer, where the free regularizer strength λ corresponds to the time duration of the algorithm ($\lambda \rightarrow 0$ as the number of iterations goes to ∞). Similar results can be obtained for different first-order algorithms [Gunasekar et al., 2018] (in particular, when $r(\mathbf{w}) = \|\mathbf{w}\|_p^p$, this corresponds to the family of *steepest descent* algorithms) as well as in the adversarial case ($\varepsilon > 0$) [Tsilivis et al., 2024]. Therefore, studying eqs. (6) and (7) is equivalent to studying the solutions returned by a first-order optimization algorithm.

3 Exact Asymptotics of Robust ERM

Our first technical result is an asymptotic description of the properties of the solution of eqs. (6) and (7) in the proportional *high-dimensional* limit, under the assumption of isotropic Gaussian distribution. While restrictive, this assumption is supported by recent universality results suggesting it captures the relevant statistical phenomenology in the context of high-dimensional generalized linear estimation [Goldt et al., 2022, Loureiro et al., 2021, Hu and Lu, 2023, Montanari and Saeed, 2022, Dandi et al., 2023, Wei et al., 2022, Pesce et al., 2023, Gerace et al., 2024].

3.1 Results for ℓ_p norms

First, we consider the setting where the perturbations in eqs. (2) and (6) are constrained in their ℓ_p norm for $p \in (1, \infty]$. More precisely, we make the following assumptions:

Assumption 3.1 (High-Dimensional Limit). We consider the proportional high-dimensional regime where both the number of training data and input dimension $n, d \rightarrow \infty$ at a fixed ratio $\alpha := n/d$.

Assumption 3.2 (ℓ_p Norms). The perturbation and regularization norms are ℓ_p norms, i.e., $\|\mathbf{x}\|_p = (\sum_{i=1}^n |x_i|^p)^{1/p}$ for $p \in (1, \infty]$. We define p^* as the dual of p ($1/p + 1/p^* = 1$). We consider the regularization function $r(\mathbf{w}) = \|\mathbf{w}\|_r^r$ and the attack norm to be (in general distinct) ℓ_p norms.

Assumption 3.3 (Scaling of Adversarial Norm Constraint). We suppose that the value of ε scales with the dimension d such that $\varepsilon\sqrt{d}/\sqrt{d} = O_d(1)$.

Assumption 3.4 (Data Distribution). For each $i \in [n]$, the covariates $\mathbf{x}_i \in \mathbb{R}^d$ are drawn i.i.d. from the data distribution $P_{\text{in}}(\mathbf{x}) = \mathcal{N}(\mathbf{0}, \text{Id}_d)$. Then the corresponding y_i is sampled independently from the conditional distribution P_{out} defined in eq. (1). The target weight vector $\mathbf{w}_* \in \mathbb{R}^d$ is drawn from a prior probability distribution P_w which is separable, i.e. $P_w(\mathbf{w}) = \prod_{i=1}^d P_w(w_i)$ for a distribution P_w in \mathbb{R} with finite variance $\text{Var}(P_w) = \rho < \infty$.

Under these assumptions, our first result states that in the high-dimensional limit, the robust generalization error associated to the RERM solution in eq. (6) asymptotically only depends on a few deterministic variables known as the *summary statistics*, which can be computed by solving a set of low-dimensional self-consistent equations.

Theorem 3.1 (Limiting errors for ℓ_p norm). *Let $\hat{\mathbf{w}}(\mathcal{S}) \in \mathbb{R}^d$ denote a solution of the RERM problem in eq. (6). Then, under Assumptions 3.1 to 3.4 the standard, robust and boundary generalization error of $\hat{\mathbf{w}}$ converge to the following deterministic quantities*

$$\begin{aligned} E_{\text{gen}}(\hat{\mathbf{w}}) &= \frac{1}{\pi} \arccos \left(\frac{m^*}{\sqrt{(\rho + \tau^2)q^*}} \right), \\ E_{\text{bnd}}(\hat{\mathbf{w}}) &= \int_0^\varepsilon \frac{p^* \sqrt{P^*}}{\sqrt{q^*}} \text{erfc} \left(\frac{-\frac{m^*}{\sqrt{q^*}} \nu}{\sqrt{2(\rho + \tau^2 - m^{*2}/q^*)}} \right) \frac{e^{-\nu^2/2}}{\sqrt{2\pi}} d\nu, \\ E_{\text{rob}}(\hat{\mathbf{w}}) &= E_{\text{gen}}(\hat{\mathbf{w}}) + E_{\text{bnd}}(\hat{\mathbf{w}}) \end{aligned}$$

where m^*, q^*, P^* are the limiting values of the following summary statistics:

$$\frac{1}{d} \langle \mathbf{w}_*, \hat{\mathbf{w}} \rangle \rightarrow m^*, \quad \frac{1}{d} \|\hat{\mathbf{w}}\|_2^2 \rightarrow q^*, \quad \frac{1}{d} \|\hat{\mathbf{w}}\|_{p^*}^{p^*} \rightarrow P^*,$$

Remark 1. An immediate observation from the above equations is that E_{gen} is monotonically *increasing* as a function of the cosine of the angle between teacher and student ($m^*/\sqrt{\rho q^*}$), while E_{bnd} is *decreasing*. This has been observed before for boundary based classifiers [Tanay and Griffin, 2016, Tanner et al., 2024].

Theorem 3.1 therefore states that in order to characterize the robust generalization error in the high-dimensional limit, it is enough to compute three low-dimensional statistics of the RERM solution. Our next result shows that these quantities can be asymptotically computed without having to actually solve the high-dimensional minimization problem in eq. (6).

Theorem 3.2 (Self-consistent equations for ℓ_p norms). *Under the same assumptions as theorem 3.1, the summary statistics (m^*, q^*, P^*) are the unique solution of the following set of **self-consistent** equations:*

$$\left\{ \begin{aligned} \hat{m} &= \alpha \mathbb{E}_\xi \left[\int_{\mathbb{R}} dy \partial_\omega \mathcal{Z}_0 f_g(\sqrt{q}\xi, P) \right] \\ \hat{q} &= \alpha \mathbb{E}_\xi \left[\int_{\mathbb{R}} dy \mathcal{Z}_0 f_g^2(\sqrt{q}\xi, P) \right] \\ \hat{V} &= -\alpha \mathbb{E}_\xi \left[\int_{\mathbb{R}} dy \mathcal{Z}_0 \partial_\omega f_g(\sqrt{q}\xi, P) \right] \\ \hat{P} &= \varepsilon \alpha p^* P^{-\frac{1}{p}} \mathbb{E}_\xi \left[\int_{\mathbb{R}} dy \mathcal{Z}_0 y f_g(\sqrt{q}\xi, P) \right] \end{aligned} \right\}, \quad \left\{ \begin{aligned} m &= \mathbb{E}_\xi \left[\partial_\gamma \mathcal{Z}_w f_w(\sqrt{q}\xi, \hat{P}, \lambda) \right] \\ q &= \mathbb{E}_\xi \left[\mathcal{Z}_w f_w(\sqrt{q}\xi, \hat{P}, \lambda)^2 \right] \\ V &= \mathbb{E}_\xi \left[\mathcal{Z}_w \partial_\gamma f_w(\sqrt{q}\xi, \hat{P}, \lambda) \right] \\ P &= \mathbb{E}_\xi \left[\mathcal{Z}_w \partial_{\hat{P}} \mathcal{M}_{\frac{\lambda}{\hat{V}}|\cdot|^r + \frac{\hat{P}}{\hat{V}}|\cdot|^{p^*}} \left(\frac{\sqrt{q}\xi}{\hat{V}} \right) \right] \end{aligned} \right\} \quad (8)$$

where $\mathcal{Z}_w = \mathcal{Z}_w(\hat{m}\xi/\sqrt{q}, \hat{m}/\sqrt{q})$, $\mathcal{Z}_0 = \mathcal{Z}_0(y, m\xi/\sqrt{q}, \rho - m^2/q)$ and $\xi \sim \mathcal{N}(0, 1)$, and:

$$\mathcal{Z}_0(y, \omega, V) = \mathbb{E}_z \left[P_{\text{out}}(y \mid \sqrt{V}z + \omega) \right], \quad (9)$$

$$f_g(\omega, \hat{P}) = \left(\mathcal{P}_{Vg(y, \cdot - y\varepsilon \sqrt{P})}(\omega) - \omega \right) / V, \quad (10)$$

$$\mathcal{Z}_w(\gamma, \Lambda) = \mathbb{E}_{w \sim P_w} \left[e^{-\frac{1}{2}\Lambda w^2 + \gamma w} \right], \quad (11)$$

$$f_w(\gamma, \hat{P}, \Lambda) = \mathcal{P}_{\frac{\lambda}{\hat{\Lambda}}|\cdot|^r + \frac{\hat{P}}{\hat{\Lambda}}|\cdot|^{p^*}} \left(\frac{\gamma}{\hat{\Lambda}} \right). \quad (12)$$

where we indicate the proximal of a function $f : \mathbb{R} \rightarrow \mathbb{R}$ as $\mathcal{P}_{Vf(\cdot)}(\omega)$ and its moreau envelope with $\mathcal{M}_{Vf(\cdot)}(\omega)$.

Two remarks on these two results are in order.

Remark 2. Both results hold for any separable convex regularizer in the definition of the empirical risk in eq. (6). This is in contrast to many prior works in this field, which primarily consider ℓ_2 regularizations.

Remark 3. The first four equations (eq. (8)) depend only on the noise distribution and the loss function, while the second set (eq. (8)) depends on the regularization function and the dual norm of the perturbation.

3.2 Results for Mahalanobis norms

While the ℓ_p norm is the most frequently discussed in the robust learning literature, ℓ_p perturbations are isotropic, treating all covariates equally. Under the isotropic Gaussian Assumption 3.4, this is justified. However, it can be limiting under more realistic scenarios where the covariates are *structured*, and for instance some features are more relevant than others. Recently, Tanner et al. [2024] introduced a model for studying adversarial training under structured covariates which considers perturbations under a *Mahalanobis* norm, allowing to weight the perturbation along different directions. However, the discussion in that work focused only on ℓ_2 regularization.

Since our goal in this work is to study what is the best regularization choice for a given perturbation geometry, we now derive asymptotic results akin to the ones of section 3.1 under any combination of Mahalanobis perturbation and regularization norm. As before, we start by introducing our assumptions.

Assumption 3.5 (Mahalanobis norms). Given a positive definite matrix Σ_δ , we consider perturbations under a Mahalanobis norm $\|\mathbf{x}\|_{\Sigma_\delta} = \sqrt{\mathbf{x}^\top \Sigma_\delta \mathbf{x}}$. Additionally, we consider the regularization function to be $r(\mathbf{w}) = 1/2 \mathbf{w}^\top \Sigma_w \mathbf{w}$ for a positive definite matrix Σ_w .

Assumption 3.6 (Structured data). For each $i \in [n]$, the covariates $\mathbf{x}_i \in \mathbb{R}^d$ are drawn i.i.d. from the data distribution $P_{\text{in}}(\mathbf{x}) = \mathcal{N}_{\mathbf{x}}(\mathbf{0}, \Sigma_{\mathbf{x}})$. Then the corresponding y_i is sampled independently from the conditional distribution P_{out} defined in eq. (1). The target weight vector $\mathbf{w}_* \in \mathbb{R}^d$ is drawn from a prior probability distribution $\mathbf{w}_* \sim P_w = \mathcal{N}_{w_*}(\mathbf{0}, \Sigma_\theta)$, which we assume has limiting Mahalanobis norm given by $\rho = \lim_{d \rightarrow \infty} \mathbb{E}[\frac{1}{d} \mathbf{w}_*^\top \Sigma_{\mathbf{x}} \mathbf{w}_*]$.

Assumption 3.7 (Scaling of Adversarial Norm Constraint). The value of ε scales with the dimension d such that $\varepsilon \sqrt{d} = O(1)$.

Assumption 3.8 (Convergence of spectra). We suppose that $\Sigma_{\mathbf{x}}, \Sigma_\delta, \Sigma_\theta, \Sigma_w$ are simultaneously diagonalisable. We call $\Sigma_{\mathbf{x}} = \mathbf{S}^\top \text{diag}(\omega_i) \mathbf{S}$, $\Sigma_\delta = \mathbf{S}^\top \text{diag}(\zeta_i) \mathbf{S}$ and $\Sigma_w = \mathbf{S}^\top \text{diag}(w_i) \mathbf{S}$. We define $\boldsymbol{\theta} = \mathbf{S} \Sigma_{\mathbf{x}}^\top \mathbf{w}_* / \sqrt{\rho}$. We assume that the empirical distributions of eigenvalues and the entries of $\boldsymbol{\theta}$ jointly converge to a probability distribution μ as

$$\sum_{i=1}^d \delta(\bar{\theta}_i - \bar{\theta}) \delta(\omega_i - \omega) \delta(\zeta_i - \zeta) \delta(w_i - w) \rightarrow \mu. \quad (13)$$

As in section 3.1, our first result concerns the limiting robust error.

Theorem 3.3 (Limiting errors for Mahalanobis norm). Let $\hat{\mathbf{w}}(\mathcal{S}) \in \mathbb{R}^d$ denote the unique solution of the RERM problem in eq. (6). Then, under Assumptions 3.1 and 3.5 to 3.8 the standard, robust and boundary generalization error of $\hat{\mathbf{w}}$ converge to the following deterministic quantities

$$\begin{aligned} E_{\text{gen}}(\hat{\mathbf{w}}) &= \frac{1}{\pi} \arccos \left(\frac{m^*}{\sqrt{(\rho + \tau^2) q^*}} \right), \\ E_{\text{bnd}}(\hat{\mathbf{w}}) &= \int_0^{\varepsilon_g \frac{\sqrt{P^*}}{\sqrt{q^*}}} \text{erfc} \left(\frac{-\frac{m^*}{\sqrt{q^*}} \nu}{\sqrt{2(\rho + \tau^2 - m^{*2}/q^*)}} \right) \frac{e^{-\nu^2/2}}{\sqrt{2\pi}} d\nu, \\ E_{\text{rob}}(\hat{\mathbf{w}}) &= E_{\text{gen}}(\hat{\mathbf{w}}) + E_{\text{bnd}}(\hat{\mathbf{w}}) \end{aligned}$$

where m^*, q^*, P^* are the limiting values of the following summary statistics:

$$\frac{\mathbf{w}_*^\top \Sigma_{\mathbf{x}} \mathbf{w}_*}{d} \rightarrow m^*, \quad \frac{\hat{\mathbf{w}}^\top \Sigma_{\mathbf{x}} \hat{\mathbf{w}}}{d} \rightarrow q^*, \quad \frac{\hat{\mathbf{w}}^\top \Sigma_\delta \hat{\mathbf{w}}}{d} \rightarrow P^*.$$

As in Section 3.1, our next result shows that the summary statistics characterizing the limiting errors can be obtained from a set of self-consistent equations.

Theorem 3.4 (Self-Consistent equations for Mahalanobis norm). *Under the same assumptions as theorem 3.3, the summary statistics (m^*, q^*, P^*) are the unique solution of the following set of **self-consistent** equations:*

$$\begin{cases} \hat{m} = \alpha \mathbb{E}_\xi \left[\int_{\mathbb{R}} dy \partial_\omega \mathcal{Z}_0 f_g(\sqrt{q}\xi, P) \right] \\ \hat{q} = \alpha \mathbb{E}_\xi \left[\int_{\mathbb{R}} dy \mathcal{Z}_0 f_g^2(\sqrt{q}\xi, P) \right] \\ \hat{V} = -\alpha \mathbb{E}_\xi \left[\int_{\mathbb{R}} dy \mathcal{Z}_0 \partial_\omega f_g(\sqrt{q}\xi, P) \right] \\ \hat{P} = 2\varepsilon \alpha P^{-\frac{1}{2}} \mathbb{E}_\xi \left[\int_{\mathbb{R}} dy \mathcal{Z}_0 y f_g(\sqrt{q}\xi, P) \right] \end{cases}, \quad \begin{cases} m = \mathbb{E}_\mu \left[\frac{\hat{m} \bar{\theta}^2}{\lambda w + \hat{V} \omega + \hat{P} \delta} \right] \\ q = \mathbb{E}_\mu \left[\frac{\hat{m}^2 \bar{\theta}^2 \omega + \hat{q} \omega^2}{(\lambda w + \hat{V} \omega + \hat{P} \delta)^2} \right] \\ V = \mathbb{E}_\mu \left[\frac{\omega}{\lambda w + \hat{V} \omega + \hat{P} \delta} \right] \\ P = \mathbb{E}_\mu \left[\zeta \frac{\hat{m}^2 \bar{\theta}^2 + \hat{q} \omega^2}{(\lambda w + \hat{V} \omega + \hat{P} \delta)^2} \right] \end{cases}, \quad (14)$$

where μ is the joint limiting distribution for the spectrum of all the matrices.

Remark 4. Notice that the first set of equations is the same as in theorem 3.2, as they depend only on the marginal distribution \mathbb{P}_{out} and the loss function.

Note that while the self-consistent equations in theorem 3.2 and theorem 3.4 do not admit a closed-form solution, they can be efficiently solved using an iteration scheme (appendix E). Solving these yields precise curves for the generalization errors of the final predictor as a function of the sample complexity α and regularization geometry, allowing us to draw important conclusions for the interplay between the regularization and perturbation – see also simulations in section 5.

The details of the proofs of theorems 3.1 to 3.4 are discussed in appendix A. They are based on an adaptation of Gordon’s Min-Max Theorem for convex empirical risk minimization problems [Thrapoulidis et al., 2014, Loureiro et al., 2021].

4 Which Regularization to Choose?

Our results in the previous section provide tight predictions on the robust and standard generalization error of the set of minimizers of the robust (regularized) empirical risk. However, since the self-consistent equations describing the robust errors are not closed, it is not straightforward to read *why* some regularizers might produce better results than others. In this section, we derive complementary uniform convergence bounds based on the *Rademacher Complexity* for linear predictors under various geometries. While these bounds might not be tight, they are distribution-agnostic, and provide a-priori guarantees for the error of a predictor which are *qualitatively* useful. We start by introducing concepts in a general way, before deriving guarantees for the case considered in Section 3.2.

Let \mathcal{H}_r be a hypothesis class of linear predictors of restricted complexity, as captured by a function $r : \mathbb{R}^d \rightarrow \mathbb{R}$. This function r plays the role of a regularizer, as in Section 3. We define:

$$\mathcal{H}_r = \{ \mathbf{x} \rightarrow \langle \mathbf{w}, \mathbf{x} \rangle : r(\mathbf{w}) \leq \mathcal{W}_r^2 \}, \quad (15)$$

where $\mathcal{W}_r > 0$ is an arbitrary upper bound. Central to the analysis of the generalization error uniformly inside the hypothesis class \mathcal{H}_r is the notion of the (empirical) *Rademacher Complexity* [Koltchinskii, 2001] of \mathcal{H}_r :

$$\hat{\mathfrak{R}}_S(\mathcal{H}_r) = \mathbb{E}_\sigma \left[\frac{1}{n} \sup_{\mathbf{w}: r(\mathbf{w}) \leq \mathcal{W}_r^2} \sum_{i=1}^n \sigma_i \langle \mathbf{w}, \mathbf{x}_i \rangle \right], \quad (16)$$

where the σ_i ’s are either -1 or 1 with equal probability. In the case of robust generalization with respect to $\|\cdot\|$ -limited perturbations, it suffices to analyse the *worst-case* Rademacher Complexity of \mathcal{H}_r :

$$\hat{\mathfrak{R}}_S(\tilde{\mathcal{H}}_r) = \mathbb{E}_\sigma \left[\frac{1}{n} \sup_{\mathbf{w}: r(\mathbf{w}) \leq \mathcal{W}_r^2} \sum_{i=1}^n \sigma_i \min_{\|\delta_i\| \leq \varepsilon} \langle \mathbf{w}, \mathbf{x}_i + \delta_i \rangle \right].$$

With these ingredients in place, we can state the following bound on the robust generalization gap of any predictor in \mathcal{H}_r .

Theorem 4.1 (Mohri et al. [2012], Awasthi et al. [2020]). *For any $\delta > 0$, with probability at least $1 - \delta$ over the draw of the dataset \mathcal{S} , for all $\mathbf{w} \in \mathbb{R}^d$ such that $r(\mathbf{w}) \leq \mathcal{W}_r^2$ (eq. (15)), it holds that*

$$E_{\text{rob}}(\mathbf{w}) \leq \hat{E}_{\text{rob}}(\mathbf{w}) + 2 \hat{\mathfrak{R}}_S(\tilde{\mathcal{H}}_r) + 3 \sqrt{\frac{\log 2/\delta}{2n}}, \quad (17)$$

where

$$\hat{E}_{\text{rob}}(\mathbf{w}) = \frac{1}{n} \sum_{i=1}^n \max_{\|\delta_i\| \leq \varepsilon} \mathbb{1}(y_i \hat{y}(\mathbf{w}, \mathbf{x}_i + \delta_i) \leq 1) \quad (18)$$

is a robust empirical error.

Theorem 4.1 promises that a tight bound on the worst-case Rademacher complexity of \mathcal{H}_r can bound the (robust) generalization gap of any predictor in \mathcal{H}_r . The next Proposition realises this goal for the general class of *strongly convex* functions r . This will permit the study of the cases of Section 3.2.

Proposition 1. *Let $\varepsilon, \sigma > 0$. Consider a sample $\mathcal{S} = \{(\mathbf{x}_1, y_1), \dots, (\mathbf{x}_n, y_n)\}$, and let \mathcal{H}_r be the hypothesis class defined in eq. (15), where r is σ -strongly convex with respect to a norm ${}_r\|\cdot\|$. Then, it holds:*

$$\hat{\mathfrak{R}}_{\mathcal{S}}(\tilde{\mathcal{H}}_r) \leq \max_{i \in [n]} {}_r\|\mathbf{x}_i\|_* \mathcal{W}_r \sqrt{\frac{2}{\sigma n}} + \frac{\varepsilon}{2\sqrt{n}} \sup_{\mathbf{w}: r(\mathbf{w}) \leq \mathcal{W}_r^2} \|\mathbf{w}\|_*, \quad (19)$$

where ${}_r\|\cdot\|_*$, $\|\cdot\|_*$ denote the dual norms of ${}_r\|\cdot\|$, $\|\cdot\|$, respectively.

The proof (appendix B) is based on a fundamental result on (standard) Rademacher complexities for strongly convex functions due to Kakade et al. [2008] and a symmetrization argument.

This result informs us that the worst-case Rademacher complexity can decompose into two terms: one which characterizes the standard error and one that scales with the magnitude of perturbation ε and depends on the *dual* norm of the perturbation. Thus, we expect that a regularization which promotes a small second term in the RHS of eq. (19) will likely mean a smaller robust generalization gap, as ε increases. This can be further elucidated in the following subcases (proofs appear in appendix B), for which we already derived exact asymptotics in section 3:

- $\|\cdot\| = \|\cdot\|_{\Sigma_\delta}$ and $r(\mathbf{w}) = \|\mathbf{w}\|_2^2$: this corresponds to perturbations with respect to a symmetric positive definite matrix $\Sigma_\delta \in \mathbb{R}^{d \times d}$, while we regularize in the Euclidean norm. In this case, we obtain:

Corollary 1. *Let $\varepsilon > 0$ and symmetric positive definite $\Sigma_\delta \in \mathbb{R}^{d \times d}$. Then:*

$$\hat{\mathfrak{R}}_{\mathcal{S}}(\tilde{\mathcal{H}}_{\|\cdot\|_2^2}) \leq \frac{\max_{i \in [m]} \|\mathbf{x}_i\|_2 \mathcal{W}_2}{\sqrt{m}} + \frac{\varepsilon \mathcal{W}_2}{2\sqrt{m}} \sqrt{\lambda_{\min}^{-1}(\Sigma_\delta)}.$$

- $\|\cdot\| = \|\cdot\|_{\Sigma_\delta}$ and $r(\mathbf{w}) = \|\mathbf{w}\|_{\Sigma_w}^2$: this corresponds to perturbations with respect to a symmetric positive definite matrix $\Sigma_\delta \in \mathbb{R}^{d \times d}$ and regularization with respect to a norm induced by another matrix $\Sigma_w \in \mathbb{R}^{d \times d}$. We will analyze the special case where Σ_δ and Σ_w share the same set of eigenvectors.

Corollary 2. *Let $\varepsilon > 0$. Let $\Sigma_w = \sum_{i=1}^d \alpha_i \mathbf{v}_i \mathbf{v}_i^T$ and $\Sigma_\delta = \sum_{i=1}^d \lambda_i \mathbf{v}_i \mathbf{v}_i^T$, with $\mathbf{v}_i \in \mathbb{R}^d$ being orthonormal. Then:*

$$\begin{aligned} \hat{\mathfrak{R}}_{\mathcal{S}}(\tilde{\mathcal{H}}_{\|\cdot\|_A^2}) &\leq \frac{\mathcal{W}_A \max_{i \in [m]} \|\mathbf{x}_i\|_{\Sigma_w^{-1}}}{\sqrt{m}} \\ &\quad + \frac{\varepsilon \mathcal{W}_A}{2\sqrt{m}} \sqrt{\max_{i \in [d]} \frac{1}{\lambda_i \alpha_i}}. \end{aligned} \quad (20)$$

Hence, we deduce that regularizing the class of linear predictors with $\Sigma_w = \Sigma_\delta^{-1}$, where Σ_δ is the matrix of the perturbation norm, can more effectively control the robust generalization error.

Similar results can be derived in the context of ℓ_p perturbations - see Yin et al. [2019], Awasthi et al. [2020] and appendix B. In fact, mirroring our analysis, the robust generalization error there is controlled by the $\|\cdot\|_{p^*}$ norm of the weights. We explore the effect of the regularizer numerically with simulations next.

5 Experiments

Leveraging our exact results from Section 3 and guided by the predictions of Section 4, in this section we numerically investigate the role of the regularization geometry in the robustness and accuracy of robust empirical risk minimizers. Full experimental details and further ablation studies are in appendix C.

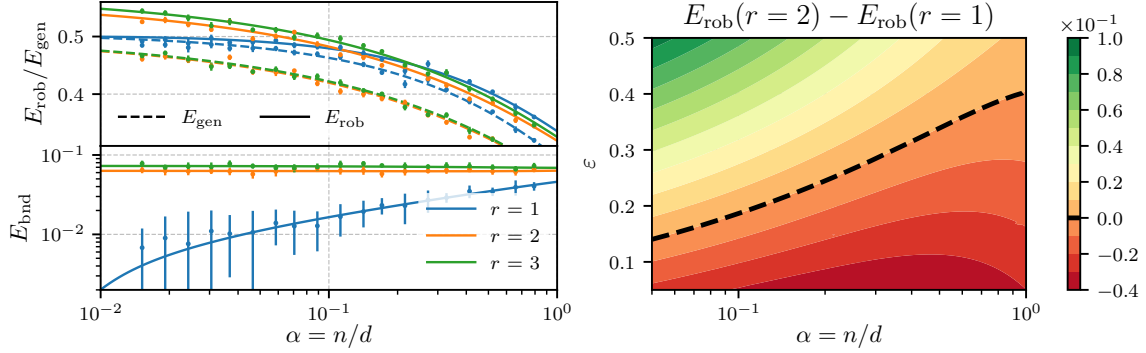


Figure 1: **(Left)** Generalization error of RERMs in the low sample complexity regime under ℓ_∞ perturbations for various choices of regularization. We see that the edge of ℓ_1 over the rest of the methods stems from the boundary error which goes to zero as $\alpha \rightarrow 0^+$. Setting: $\varepsilon = 0.2$ and optimally tuned regularization parameter λ . The bullet points with the error bars are RERM simulations for $d = 1000$ (10 random seeds). **(Right)** Difference between robust generalization errors for $r = 2$ and $r = 1$ as a function of ε and α for ℓ_∞ attacks. Green zones correspond to areas where the the dual norm regularization is better than ℓ_2 .

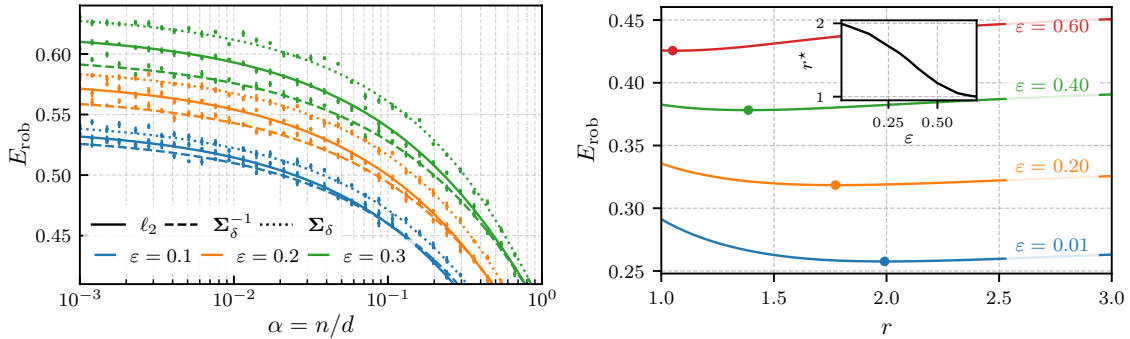


Figure 2: **(Left)** Difference between robust generalization error for Σ_δ perturbations. We see that a regularization with the dual norm has the best adversarial error for different choices of ε . The points with the error bars (std) are RERM simulations for $d = 1000$ (10 random seeds). **(Right)** Robust generalization error of the solution of regularized RERM as a function of the regularization order r , i.e. $r(\mathbf{w}) = \lambda \|\mathbf{w}\|_r^r$ for various perturbation strengths ε . Sample complexity $\alpha = 1.0$. Regularization coefficients λ are optimally tuned. The inside figure shows how the optimal value of r scales with ε .

5.1 Importance of Regularization in the Scarce Data Regime

First, we consider the setting of Section 3.1, with perturbations constrained in their ℓ_∞ norms, for three different regularizers (ℓ_1, ℓ_2 and ℓ_3 norms). Figure 1 (left) compares the generalization errors of the solutions of eq. (6) for the various regularizers and plots them as a function of the sample complexity α . Note that when α is small (scarce data), the ℓ_1 regularized solution (dual norm of ℓ_∞) provides better defense against ℓ_∞ perturbations. Interestingly, this is due to the fact that the boundary error approaches zero as $\alpha \rightarrow 0^+$, only in the case when $r = 1$ (fig. 1, bottom left). We analytically explore this phenomenon further in appendix A.8, where we analyze the boundary error from theorem 3.1 and probe its dependence on the overlap parameters (m^*, q^*, P^*).

The phase diagram of fig. 1 (right) further elucidates the difference of the methods as a function of ε . We display the difference in robust generalization error between ℓ_2 and ℓ_1 regularized solutions versus attack budget ε and sample complexity α , with *optimally tuned* regularization coefficient λ . We observe that ℓ_1 outperforms ℓ_2 regularization in regions of high ε and low α .

Figure 2 (left) demonstrates E_{rob} in the structured case of section 3.2, where the perturbations are constrained in a Mahalanobis norm $\|\cdot\|_{\Sigma_\delta}$. We observe that regularizing the weights of the solution with the dual norm of the perturbation ($\|\cdot\|_{\Sigma_\delta^{-1}}$) yields better robustness, while the gap between the various methods increases as ε grows.

5.2 Optimal Regularization Geometry as a Function of ε

While the previous figures compared the various regularizers $r(\mathbf{w})$ as ε grows, it is not clear what exactly the relationship is between optimal $r(\mathbf{w})$ and perturbation strength. In particular, we expect when $\varepsilon = 0$, ℓ_2 -regularized solutions to achieve better accuracy, due to the fact that the data are Gaussian. However, it is not clear how the transition to the dual norm happens.

We examine this relationship in fig. 2 (right), where we plot the robust generalization error for various values of perturbation ε and regularization order r for a fixed value of sample complexity α . We observe that, as the attack strength increases, the order of the optimal regularization *smoothly* transitions from $r = 2$ to $r = 1$. Hence, there is a regime of perturbation scale ε where neither $r = 2$ nor $r = 1$ is optimal, but a regularizer $r \in (1, 2)$ achieves the least possible robust test error.

6 Conclusion

We studied the role of regularization in robust empirical risk minimization (adversarial training) for a variety of perturbation and regularization norms. We derived an exact asymptotic description of the robust and standard generalization error in the high-dimensional proportional limit, and we showed results for the (worst-case) Rademacher Complexity of linear predictors in the case of structured perturbations. Phase diagrams and exact scaling laws, afforded by our analysis, suggest that choosing the right regularization becomes increasingly important as ε grows, and, in fact, this optimal regularization often corresponds to the dual norm of the perturbation. Furthermore, our results reveal a curious, smooth, transition between different optimal regularizations (ℓ_2 to ℓ_1) with increasing perturbation strength; a phenomenon that has not yet been captured by any other theoretical work (to the best of our knowledge).

It would be interesting for future work to investigate the interplay between regularization and perturbation geometry in non-linear models, such as the random features model [Mei and Montanari, 2022, Gerace et al., 2021, Hassani and Javanmard, 2024].

Acknowledgment

MV would like to thank Florent Krzakala for the support given in pursuing this project. MV also acknowledges funding by the Swiss National Science Foundation grants SNSF OperaGOST 200021_200390. BL acknowledges funding from the *Choose France - CNRS AI Rising Talents* program. NT and JK acknowledge support through the NSF under award 1922658. Part of this work was done while JK and NT were hosted by the Centre Sciences de Données at the École Normale Supérieure (ENS) in 2023/24, and JK and NT would like to thank everyone at ENS for their hospitality, which enabled this work. This work was supported in part through the NYU IT High Performance Computing (HPC) resources, services, and staff expertise. NT would like to especially thank Shenglong Wang for assistance in overcoming challenges related to HPC.

References

- Urte Adomaityte, Leonardo DeFlippis, Bruno Loureiro, and Gabriele Sicuro. High-dimensional robust regression under heavy-tailed data: Asymptotics and universality. *arXiv preprint arXiv:2309.16476*, 2023.
- Urte Adomaityte, Gabriele Sicuro, and Pierpaolo Vivo. Classification of heavy-tailed features in high dimensions: a superstatistical approach. *Advances in Neural Information Processing Systems*, 36, 2024.
- Benjamin Aubin, Florent Krzakala, Yue Lu, and Lenka Zdeborová. Generalization error in high-dimensional perceptrons: Approaching bayes error with convex optimization. In H. Larochelle, M. Ranzato, R. Hadsell, M.F. Balcan, and H. Lin, editors, *Advances in Neural Information Processing Systems*, volume 33, pages 12199–12210. Curran Associates, Inc., 2020.
- Pranjal Awasthi, Natalie Frank, and Mehryar Mohri. Adversarial learning guarantees for linear hypotheses and neural networks. In *International Conference on Machine Learning*, pages 431–441. PMLR, 2020.
- Derek Bean, Peter J Bickel, Nouredine El Karoui, and Bin Yu. Optimal m-estimation in high-dimensional regression. *Proceedings of the National Academy of Sciences*, 110(36):14563–14568, 2013a.

- Derek Bean, Peter J. Bickel, Nouredine El Karoui, and Bin Yu. Optimal m-estimation in high-dimensional regression. *Proceedings of the National Academy of Sciences*, 110(36):14563–14568, 2013b. doi: 10.1073/pnas.1307845110.
- Arjun Nitin Bhagoji, Daniel Cullina, and Prateek Mittal. Lower bounds on adversarial robustness from optimal transport. *Advances in Neural Information Processing Systems*, 32, 2019.
- Blake Bordelon, Abdulkadir Canatar, and Cengiz Pehlevan. Spectrum dependent learning curves in kernel regression and wide neural networks. In Hal Daumé III and Aarti Singh, editors, *Proceedings of the 37th International Conference on Machine Learning*, volume 119 of *Proceedings of Machine Learning Research*, pages 1024–1034. PMLR, 13–18 Jul 2020.
- Stephen Boyd and Lieven Vandenbergh. *Convex Optimization*. Cambridge University Press, 2004. doi: 10.1017/CBO9780511804441.
- Yair Carmon, Aditi Raghunathan, Ludwig Schmidt, John C Duchi, and Percy S Liang. Unlabeled data improves adversarial robustness. *Advances in neural information processing systems*, 32, 2019.
- Tianlong Chen, Zhenyu Zhang, Sijia Liu, Shiyu Chang, and Zhangyang Wang. Robust overfitting may be mitigated by properly learned smoothening. In *9th International Conference on Learning Representations, ICLR 2021, Virtual Event, Austria, May 3-7, 2021*, 2021.
- Corinna Cortes and Vladimir Vapnik. Support-vector networks. *Machine Learning*, 20(3):273–297, 1995.
- Chen Dan, Yuting Wei, and Pradeep Ravikumar. Sharp statistical guarantees for adversarially robust gaussian classification. In *International Conference on Machine Learning*, pages 2345–2355. PMLR, 2020.
- Yatin Dandi, Ludovic Stephan, Florent Krzakala, Bruno Loureiro, and Lenka Zdeborová. Universality laws for gaussian mixtures in generalized linear models. In A. Oh, T. Naumann, A. Globerson, K. Saenko, M. Hardt, and S. Levine, editors, *Advances in Neural Information Processing Systems*, volume 36, pages 54754–54768. Curran Associates, Inc., 2023.
- Leonardo Defilippis, Bruno Loureiro, and Theodor Misiakiewicz. Dimension-free deterministic equivalents for random feature regression. *arXiv preprint arXiv:2405.15699*, 2024.
- Elvis Dohmatob and Meyer Scetbon. Precise accuracy/robustness tradeoffs in regression: Case of general norms. In *Forty-first International Conference on Machine Learning*, 2024.
- David Donoho and Jared Tanner. Observed universality of phase transitions in high-dimensional geometry, with implications for modern data analysis and signal processing. *Philosophical Transactions of the Royal Society A: Mathematical, Physical and Engineering Sciences*, 367(1906):4273–4293, 2009.
- Rishabh Dudeja, Yue M. Lu, and Subhabrata Sen. Universality of approximate message passing with semirandom matrices. *The Annals of Probability*, 51(5):1616–1683, 2023.
- A Erdelyi. *Asymptotic Expansions*. Dover Publications, Inc, 1956.
- Federica Gerace, Bruno Loureiro, Florent Krzakala, Marc Mézard, and Lenka Zdeborová. Generalisation error in learning with random features and the hidden manifold model*. *Journal of Statistical Mechanics: Theory and Experiment*, 2021(12):124013, dec 2021. doi: 10.1088/1742-5468/ac3ae6.
- Federica Gerace, Florent Krzakala, Bruno Loureiro, Ludovic Stephan, and Lenka Zdeborová. Gaussian universality of perceptrons with random labels. *Phys. Rev. E*, 109:034305, Mar 2024. doi: 10.1103/PhysRevE.109.034305.
- Sebastian Goldt, Bruno Loureiro, Galen Reeves, Florent Krzakala, Marc Mezard, and Lenka Zdeborova. The gaussian equivalence of generative models for learning with shallow neural networks. In Joan Bruna, Jan Hesthaven, and Lenka Zdeborova, editors, *Proceedings of the 2nd Mathematical and Scientific Machine Learning Conference*, volume 145 of *Proceedings of Machine Learning Research*, pages 426–471. PMLR, 16–19 Aug 2022.
- Ian J. Goodfellow, Jonathon Shlens, and Christian Szegedy. Explaining and harnessing adversarial examples. In Yoshua Bengio and Yann LeCun, editors, *3rd International Conference on Learning Representations, ICLR 2015, San Diego, CA, USA, May 7-9, 2015, Conference Track Proceedings*, 2015.

- Y. Gordon. On milman’s inequality and random subspaces which escape through a mesh in R^n . In Joram Lindenstrauss and Vitali D. Milman, editors, *Geometric Aspects of Functional Analysis*, pages 84–106, Berlin, Heidelberg, 1988. Springer Berlin Heidelberg. ISBN 978-3-540-39235-4.
- Suriya Gunasekar, Jason D. Lee, Daniel Soudry, and Nathan Srebro. Characterizing implicit bias in terms of optimization geometry. In Jennifer G. Dy and Andreas Krause, editors, *Proceedings of the 35th International Conference on Machine Learning, ICML 2018, Stockholmsmässan, Stockholm, Sweden, July 10-15, 2018*, volume 80 of *Proceedings of Machine Learning Research*, pages 1827–1836. PMLR, 2018.
- Hamed Hassani and Adel Javanmard. The curse of overparametrization in adversarial training: Precise analysis of robust generalization for random features regression. *The Annals of Statistics*, 52(2):441–465, 2024.
- Hong Hu and Yue M. Lu. Universality laws for high-dimensional learning with random features. *IEEE Transactions on Information Theory*, 69(3):1932–1964, 2023. doi: 10.1109/TIT.2022.3217698.
- John Hubbard. Calculation of partition functions. *Physical Review Letters*, 3(2):77, 1959.
- Leon Isserlis. On a formula for the product-moment coefficient of any order of a normal frequency distribution in any number of variables. *Biometrika*, 12(1/2):134–139, 1918.
- Adel Javanmard and Mahdi Soltanolkotabi. Precise statistical analysis of classification accuracies for adversarial training. *The Annals of Statistics*, 50(4):2127–2156, 2022.
- Sham M. Kakade, Karthik Sridharan, and Ambuj Tewari. On the complexity of linear prediction: Risk bounds, margin bounds, and regularization. In Daphne Koller, Dale Schuurmans, Yoshua Bengio, and Léon Bottou, editors, *Advances in Neural Information Processing Systems 21, Proceedings of the Twenty-Second Annual Conference on Neural Information Processing Systems, Vancouver, British Columbia, Canada, December 8-11, 2008*, pages 793–800. Curran Associates, Inc., 2008.
- Vladimir Koltchinskii. Rademacher penalties and structural risk minimization. *IEEE Trans. Inf. Theory*, 47(5):1902–1914, 2001.
- Anders Krogh and John Hertz. A simple weight decay can improve generalization. *Advances in neural information processing systems*, 4, 1991.
- Zhenyu Liao, Romain Couillet, and Michael W Mahoney. A random matrix analysis of random fourier features: beyond the gaussian kernel, a precise phase transition, and the corresponding double descent. In H. Larochelle, M. Ranzato, R. Hadsell, M.F. Balcan, and H. Lin, editors, *Advances in Neural Information Processing Systems*, volume 33, pages 13939–13950. Curran Associates, Inc., 2020.
- Bruno Loureiro, Cedric Gerbelot, Hugo Cui, Sebastian Goldt, Florent Krzakala, Marc Mezard, and Lenka Zdeborová. Learning curves of generic features maps for realistic datasets with a teacher-student model. *Advances in Neural Information Processing Systems*, 34:18137–18151, 2021.
- Aleksander Madry, Aleksandar Makelov, Ludwig Schmidt, Dimitris Tsipras, and Adrian Vladu. Towards Deep Learning Models Resistant to Adversarial Attacks. In *International Conference on Learning Representations*, 2018.
- Xiaoyi Mai, Zhenyu Liao, and Romain Couillet. A large scale analysis of logistic regression: Asymptotic performance and new insights. In *ICASSP 2019 - 2019 IEEE International Conference on Acoustics, Speech and Signal Processing (ICASSP)*, pages 3357–3361, 2019. doi: 10.1109/ICASSP.2019.8683376.
- Song Mei and Andrea Montanari. The generalization error of random features regression: Precise asymptotics and the double descent curve. *Communications on Pure and Applied Mathematics*, 75(4):667–766, 2022.
- M. Mezard, G. Parisi, and M.A. Virasoro. *Spin Glass Theory And Beyond: An Introduction To The Replica Method And Its Applications*. World Scientific Lecture Notes In Physics. World Scientific Publishing Company, 1987. ISBN 9789813103917.

- Francesca Mignacco, Florent Krzakala, Yue Lu, Pierfrancesco Urbani, and Lenka Zdeborova. The role of regularization in classification of high-dimensional noisy gaussian mixture. In *International conference on machine learning*, pages 6874–6883. PMLR, 2020.
- Mehryar Mohri, Afshin Rostamizadeh, and Ameet Talwalkar. *Foundations of Machine Learning*. Adaptive computation and machine learning. MIT Press, 2012. ISBN 978-0-262-01825-8.
- Andrea Montanari and Basil N. Saeed. Universality of empirical risk minimization. In Po-Ling Loh and Maxim Raginsky, editors, *Proceedings of Thirty Fifth Conference on Learning Theory*, volume 178 of *Proceedings of Machine Learning Research*, pages 4310–4312. PMLR, 02–05 Jul 2022.
- Koki Okajima, Xiangming Meng, Takashi Takahashi, and Yoshiyuki Kabashima. Average case analysis of lasso under ultra sparse conditions. In Francisco Ruiz, Jennifer Dy, and Jan-Willem van de Meent, editors, *Proceedings of The 26th International Conference on Artificial Intelligence and Statistics*, volume 206 of *Proceedings of Machine Learning Research*, pages 11317–11330. PMLR, 25–27 Apr 2023.
- Neal Parikh and Stephen Boyd. Proximal algorithms. *Found. Trends Optim.*, 1(3):127–239, jan 2014. ISSN 2167-3888. doi: 10.1561/24000000003.
- Luca Pesce, Florent Krzakala, Bruno Loureiro, and Ludovic Stephan. Are Gaussian data all you need? The extents and limits of universality in high-dimensional generalized linear estimation. In Andreas Krause, Emma Brunskill, Kyunghyun Cho, Barbara Engelhardt, Sivan Sabato, and Jonathan Scarlett, editors, *Proceedings of the 40th International Conference on Machine Learning*, volume 202 of *Proceedings of Machine Learning Research*, pages 27680–27708. PMLR, 23–29 Jul 2023.
- Aditi Raghunathan, Sang Michael Xie, Fanny Yang, John Duchi, and Percy Liang. Understanding and mitigating the tradeoff between robustness and accuracy. *arXiv preprint arXiv:2002.10716*, 2020.
- Sylvestre-Alvise Rebuffi, Sven Gowal, Dan Andrei Calian, Florian Stimberg, Olivia Wiles, and Timothy A Mann. Data augmentation can improve robustness. In M. Ranzato, A. Beygelzimer, Y. Dauphin, P.S. Liang, and J. Wortman Vaughan, editors, *Advances in Neural Information Processing Systems*, volume 34, pages 29935–29948. Curran Associates, Inc., 2021.
- Leslie Rice, Eric Wong, and J. Zico Kolter. Overfitting in adversarially robust deep learning. In *Proceedings of the 37th International Conference on Machine Learning, ICML 2020, 13-18 July 2020, Virtual Event*, volume 119 of *Proceedings of Machine Learning Research*, pages 8093–8104. PMLR, 2020.
- Dominik Schröder, Hugo Cui, Daniil Dmitriev, and Bruno Loureiro. Deterministic equivalent and error universality of deep random features learning. In Andreas Krause, Emma Brunskill, Kyunghyun Cho, Barbara Engelhardt, Sivan Sabato, and Jonathan Scarlett, editors, *Proceedings of the 40th International Conference on Machine Learning*, volume 202 of *Proceedings of Machine Learning Research*, pages 30285–30320. PMLR, 23–29 Jul 2023.
- Dominik Schröder, Daniil Dmitriev, Hugo Cui, and Bruno Loureiro. Asymptotics of learning with deep structured (Random) features. In Ruslan Salakhutdinov, Zico Kolter, Katherine Heller, Adrian Weller, Nuria Oliver, Jonathan Scarlett, and Felix Berkenkamp, editors, *Proceedings of the 41st International Conference on Machine Learning*, volume 235 of *Proceedings of Machine Learning Research*, pages 43862–43894. PMLR, 21–27 Jul 2024.
- H. S. Seung, H. Sompolinsky, and N. Tishby. Statistical mechanics of learning from examples. *Phys. Rev. A*, 45: 6056–6091, Apr 1992.
- Ali Shafahi, Mahyar Najibi, Amin Ghiasi, Zheng Xu, John P. Dickerson, Christoph Studer, Larry S. Davis, Gavin Taylor, and Tom Goldstein. Adversarial training for free! In Hanna M. Wallach, Hugo Larochelle, Alina Beygelzimer, Florence d’Alché-Buc, Emily B. Fox, and Roman Garnett, editors, *Advances in Neural Information Processing Systems 32: Annual Conference on Neural Information Processing Systems 2019, NeurIPS 2019, December 8-14, 2019, Vancouver, BC, Canada*, pages 3353–3364, 2019.
- Daniel Soudry, Elad Hoffer, Mor Shpigel Nacson, Suriya Gunasekar, and Nathan Srebro. The implicit bias of gradient descent on separable data. *J. Mach. Learn. Res.*, 19:70:1–70:57, 2018.

- Christian Szegedy, Wojciech Zaremba, Ilya Sutskever, Joan Bruna, Dumitru Erhan, Ian J. Goodfellow, and Rob Fergus. Intriguing properties of neural networks. In Yoshua Bengio and Yann LeCun, editors, *2nd International Conference on Learning Representations, ICLR 2014, Banff, AB, Canada, April 14-16, 2014, Conference Track Proceedings*, 2014.
- Hossein Taheri, Ramtin Pedarsani, and Christos Thrampoulidis. Asymptotic behavior of adversarial training in binary linear classification. *IEEE Trans. Neural Netw. Learn. Syst.*, PP, July 2023.
- Thomas Tanay and Lewis Griffin. A boundary tilting perspective on the phenomenon of adversarial examples. *arXiv preprint arXiv:1608.07690*, 2016.
- Kasimir Tanner, Matteo Vilucchio, Bruno Loureiro, and Florent Krzakala. A high dimensional model for adversarial training: Geometry and trade-offs. *arXiv preprint arXiv:2402.05674*, 2024.
- Terence Tao and Van Vu. Random matrices: Universality of local eigenvalue statistics up to the edge. *Communications in Mathematical Physics*, 298:549–572, 2010.
- Christos Thrampoulidis, Samet Oymak, and Babak Hassibi. The gaussian min-max theorem in the presence of convexity. *arXiv preprint arXiv:1408.4837*, 2014.
- Christos Thrampoulidis, Samet Oymak, and Babak Hassibi. Regularized Linear Regression: A precise analysis of the estimation error. In Peter Grünwald, Elad Hazan, and Satyen Kale, editors, *Proceedings of The 28th Conference on Learning Theory*, volume 40 of *Proceedings of Machine Learning Research*, pages 1683–1709, Paris, France, 03–06 Jul 2015. PMLR.
- Christos Thrampoulidis, Ehsan Abbasi, and Babak Hassibi. Precise error analysis of regularized m -estimators in high dimensions. *IEEE Transactions on Information Theory*, 64(8):5592–5628, 2018.
- A.N. Tikhonov. On the solution of ill-posed problems and the method of regularization. *Doklady Akademii Nauk USSR*, pages 501–504, 1963.
- Nikolaos Tsilivis, Natalie Frank, Nathan Srebro, and Julia Kempe. The price of implicit bias in adversarially robust generalization. *arXiv preprint arXiv:2406.04981*, 2024.
- Dimitris Tsipras, Shibani Santurkar, Logan Engstrom, Alexander Turner, and Aleksander Madry. Robustness may be at odds with accuracy. In *7th International Conference on Learning Representations, ICLR 2019, New Orleans, LA, USA, May 6-9, 2019*, 2019.
- V. N. Vapnik and A. Ya. Chervonenkis. On the uniform convergence of relative frequencies of events to their probabilities. *Theory of Probability & Its Applications*, 16(2):264–280, 1971.
- Vladimir Vapnik. *Statistical learning theory*. Wiley, 1998. ISBN 978-0-471-03003-4.
- Matteo Vilucchio, Emanuele Troiani, Vittorio Erba, and Florent Krzakala. Asymptotic characterisation of the performance of robust linear regression in the presence of outliers. In *International Conference on Artificial Intelligence and Statistics*, pages 811–819. PMLR, 2024.
- Pauli Virtanen, Ralf Gommers, Travis E. Oliphant, Matt Haberland, Tyler Reddy, David Cournapeau, Evgeni Burovski, Pearu Peterson, Warren Weckesser, Jonathan Bright, Stéfan J. van der Walt, Matthew Brett, Joshua Wilson, K. Jarrod Millman, Nikolay Mayorov, Andrew R. J. Nelson, Eric Jones, Robert Kern, Eric Larson, C J Carey, İlhan Polat, Yu Feng, Eric W. Moore, Jake VanderPlas, Denis Laxalde, Josef Perktold, Robert Cimrman, Ian Henriksen, E. A. Quintero, Charles R. Harris, Anne M. Archibald, Antônio H. Ribeiro, Fabian Pedregosa, Paul van Mulbregt, and SciPy 1.0 Contributors. SciPy 1.0: Fundamental Algorithms for Scientific Computing in Python. *Nature Methods*, 17:261–272, 2020.
- Zekai Wang, Tianyu Pang, Chao Du, Min Lin, Weiwei Liu, and Shuicheng Yan. Better diffusion models further improve adversarial training. In Andreas Krause, Emma Brunskill, Kyunghyun Cho, Barbara Engelhardt, Sivan Sabato, and Jonathan Scarlett, editors, *International Conference on Machine Learning, ICML 2023, 23-29 July 2023, Honolulu, Hawaii, USA*, volume 202 of *Proceedings of Machine Learning Research*, pages 36246–36263. PMLR, 2023.

- Alexander Wei, Wei Hu, and Jacob Steinhardt. More than a toy: Random matrix models predict how real-world neural representations generalize. In Kamalika Chaudhuri, Stefanie Jegelka, Le Song, Csaba Szepesvari, Gang Niu, and Sivan Sabato, editors, *Proceedings of the 39th International Conference on Machine Learning*, volume 162 of *Proceedings of Machine Learning Research*, pages 23549–23588. PMLR, 17–23 Jul 2022.
- Jiancong Xiao, Ruoyu Sun, Qi Long, and Weijie Su. Bridging the gap: Rademacher complexity in robust and standard generalization. In Shipra Agrawal and Aaron Roth, editors, *The Thirty Seventh Annual Conference on Learning Theory, June 30 - July 3, 2023, Edmonton, Canada*, volume 247 of *Proceedings of Machine Learning Research*, pages 5074–5075. PMLR, 2024.
- Lechao Xiao, Hong Hu, Theodor Misiakiewicz, Yue Lu, and Jeffrey Pennington. Precise learning curves and higher-order scalings for dot-product kernel regression. *Advances in Neural Information Processing Systems*, 35:4558–4570, 2022.
- Dong Yin, Kannan Ramchandran, and Peter L. Bartlett. Rademacher complexity for adversarially robust generalization. In Kamalika Chaudhuri and Ruslan Salakhutdinov, editors, *Proceedings of the 36th International Conference on Machine Learning, ICML 2019, 9-15 June 2019, Long Beach, California, USA*, volume 97 of *Proceedings of Machine Learning Research*, pages 7085–7094. PMLR, 2019.
- Runtian Zhai, Tianle Cai, Di He, Chen Dan, Kun He, John Hopcroft, and Liwei Wang. Adversarially robust generalization just requires more unlabeled data. *arXiv preprint arXiv:1906.00555*, 2019.
- Hongyang Zhang, Yaodong Yu, Jiantao Jiao, Eric Xing, Laurent El Ghaoui, and Michael Jordan. Theoretically principled trade-off between robustness and accuracy. In *International conference on machine learning*, pages 7472–7482. PMLR, 2019.
- Andy Zou, Zifan Wang, J. Zico Kolter, and Matt Fredrikson. Universal and transferable adversarial attacks on aligned language models. *CoRR*, abs/2307.15043, 2023.

Appendix

A Sharp High-dimensional Asymptotics

The first theorem that will be crucial in our subsequent analysis is the Convex Gaussian MinMax Theorem (CGMT), a powerful tool in high-dimensional probability theory. The CGMT provides a connection between two seemingly unrelated optimization problems under Gaussian conditioning. Essentially, it allows us to study the properties of a complex primary optimization problem (PO) by examining a simpler auxiliary optimization problem (AO). This theorem is particularly valuable in our context as it enables us to transform intricate high-dimensional problems into more tractable lower-dimensional equivalents, significantly simplifying our analysis and leading to theorems 3.2 and 3.4.

The CGMT states that under certain conditions, the probabilistic behavior of the primary optimization problem involving a Gaussian matrix is upper and lower bounded by the behavior of an auxiliary problem involving only Gaussian vectors. This powerful result allows us to derive tight probability bounds and asymptotic predictions for the high-dimensional estimation problems considered in this manuscript.

We state the theorem in full generality.

Theorem A.1 (CGMT [Gordon \[1988\]](#), [Thrapoulidis et al. \[2014\]](#)). *Let $\mathbf{G} \in \mathbb{R}^{m \times n}$ be an i.i.d. standard normal matrix and $\mathbf{g} \in \mathbb{R}^m$, $\mathbf{h} \in \mathbb{R}^n$ two i.i.d. standard normal vectors independent of one another. Let $\mathcal{S}_w, \mathcal{S}_u$ be two compact sets such that $\mathcal{S}_w \subset \mathbb{R}^n$ and $\mathcal{S}_u \subset \mathbb{R}^n$. Consider the two following optimization problems for any continuous ψ on $\mathcal{S}_w \times \mathcal{S}_u$*

$$\mathbf{C}(\mathbf{G}) := \min_{\mathbf{w} \in \mathcal{S}_w} \max_{\mathbf{u} \in \mathcal{S}_u} \mathbf{u}^\top \mathbf{G} \mathbf{w} + \psi(\mathbf{w}, \mathbf{u}) \quad (21)$$

$$\mathcal{C}(\mathbf{g}, \mathbf{h}) := \min_{\mathbf{w} \in \mathcal{S}_w} \max_{\mathbf{u} \in \mathcal{S}_u} \|\mathbf{w}\|_2 \mathbf{g}^\top \mathbf{u} + \|\mathbf{u}\|_2 \mathbf{h}^\top \mathbf{w} + \psi(\mathbf{w}, \mathbf{u}) \quad (22)$$

Then the following hold

1. For all $c \in \mathbb{R}$ we have

$$\mathbb{P}(\mathbf{C}(\mathbf{G}) < c) \leq 2\mathbb{P}(\mathcal{C}(\mathbf{g}, \mathbf{h}) \leq c) \quad (23)$$

2. Further assume that \mathcal{S}_w and \mathcal{S}_u are convex sets, ψ is convex-concave on $\mathcal{S}_w \times \mathcal{S}_u$. Then for all $c \in \mathbb{R}$

$$\mathbb{P}(\mathbf{C}(\mathbf{G}) > c) \leq 2\mathbb{P}(\mathcal{C}(\mathbf{g}, \mathbf{h}) \geq c) \quad (24)$$

In particular for all $\mu \in \mathbb{R}$, $t > 0$ we have $\mathbb{P}(|\mathbf{C}(\mathbf{G}) - \mu| > t) \leq 2\mathbb{P}(|\mathcal{C}(\mathbf{g}, \mathbf{h}) - \mu| \geq t)$.

In our analysis, we will employ a version of the CGMT applied to a general class of generalized linear models, as proved by [Loureiro et al. \[2021\]](#).

A.1 Notations and Definitions

In this paper, we extensively employ the concepts of Moreau envelopes and proximal operators, pivotal elements in convex analysis frequently encountered in recent works on high-dimensional asymptotic of convex problems [[Boyd and Vandenberghe, 2004](#), [Parikh and Boyd, 2014](#)]. For an in-depth analysis of their properties, we refer the reader to the cited literature. Here, we briefly outline their definition and the main properties for context.

Definition 1 (Moreau Envelope). Given a convex function $f : \mathbb{R}^n \rightarrow \mathbb{R}$ we define its Moreau envelope as being

$$\mathcal{M}_{Vf(\cdot)}(\boldsymbol{\omega}) = \min_{\mathbf{x}} \left[\frac{1}{2V} \|\mathbf{x} - \boldsymbol{\omega}\|_2^2 + f(\mathbf{x}) \right]. \quad (25)$$

where the Moreau envelope can be seen as a function $\mathcal{M}_{Vf(\cdot)} : \mathbb{R}^n \rightarrow \mathbb{R}$.

Definition 2 (Proximal Operator). Given a convex function $f : \mathbb{R}^n \rightarrow \mathbb{R}$ we define its Proximal operator as being

$$\mathcal{P}_{Vf(\cdot)}(\boldsymbol{\omega}) = \arg \min_{\mathbf{x}} \left[\frac{1}{2V} \|\mathbf{x} - \boldsymbol{\omega}\|_2^2 + f(\mathbf{x}) \right]. \quad (26)$$

where the Proximal operator can be seen as a function $\mathcal{P}_{Vf(\cdot)} : \mathbb{R}^n \rightarrow \mathbb{R}^n$.

Theorem A.2 (Gradient of Moreau Envelope [Thrapoulidis et al., 2018], Lemma D1). *Given a convex function $f : \mathbb{R}^n \rightarrow \mathbb{R}$, we denote its Moreau envelope by $\mathcal{M}_{Vf(\cdot)}(\cdot)$ and its Proximal operator as $\mathcal{P}_{Vf(\cdot)}(\cdot)$. Then, we have:*

$$\nabla_{\omega} \mathcal{M}_{Vf(\cdot)}(\omega) = \frac{1}{V} (\omega - \mathcal{P}_{Vf(\cdot)}(\omega)) . \quad (27)$$

Additionally we will use the following two properties

$$\mathcal{M}_{Vf(\cdot+u)}(\omega) = \mathcal{M}_{Vf(\cdot)}(\omega + u), \quad \mathcal{P}_{Vf(\cdot+u)}(\omega) = u + \mathcal{P}_{Vf(\cdot)}(\omega + u), \quad (28)$$

which are easy to show from a change of variables inside the minimization.

Definition 3 (Dual of a Number). We define the the dual of a number $a \geq 0$ as being a^* as the only number such that $1/a + 1/a^* = 1$.

A.2 Assumptions and Preliminary Discussion

We restate here all the assumptions that we make for the problem.

Assumption A.1 (Estimation from the dataset). Given a dataset \mathcal{D} made of n pairs of input outputs $\{(\mathbf{x}_i, y_i)\}_{i=1}^n$, where $\mathbf{x}_i \in \mathbb{R}^d$ and $y_i \in \mathbb{R}$ we estimate the vector $\hat{\mathbf{w}}$ as being

$$\hat{\mathbf{w}} \in \arg \min_{\mathbf{w} \in \mathbb{R}^d} \sum_{i=1}^n \max_{\|\delta_i\| \leq \varepsilon} g\left(y_i \frac{\mathbf{w}^\top (\mathbf{x}_i + \delta_i)}{\sqrt{d}}\right) + \lambda r(\mathbf{w}), \quad (29)$$

where $g : \mathbb{R} \rightarrow \mathbb{R}$ is a convex non-increasing function, $\lambda \in [0, \infty)$ and $r : \mathbb{R}^d \rightarrow \mathbb{R}$ a convex regularization function.

Assumption A.2 (High-Dimensional Limit). We consider the proportional high-dimensional regime where both the number of training data and input dimension $n, d \rightarrow \infty$ at a fixed ratio $\alpha := n/d$.

Assumption A.3 (Regularization functions and Attack Norms considered). We consider consider two settings for the perturbation norm $\|\cdot\|$ and the regularization function r . For the first one, the regularization function and the attack norm ℓ_p norms, defined as

$$\|\mathbf{x}\|_p = \left(\sum_{i=1}^n |x_i|^p \right)^{1/p} \quad (30)$$

for $p \in (1, \infty]$. We will refer to the index of the regularization function as r and to the index of the norm inside the inner maximization as p and we define p^* as the dual number of p (definition 3).

For the second case, both the regularization function and the attack norm are Mahalanobis norms, defined as

$$\|\mathbf{x}\|_{\Sigma} = \sqrt{\mathbf{x}^\top \Sigma \mathbf{x}} \quad (31)$$

for a positive definite matrix Σ . We refer to the index of the matrix of the regularization function as Σ_w and to the matrix of the norm inside the inner maximization as Σ_δ . In this case, we define $p = r = 2$ (in order to unify notations) and we will thus talk about $p^* = r^* = 2$.

This setting considers most of the losses used in machine learning setups for binary classification, e.g. logistic, hinge, exponential losses. We additionally remark that with the given choice of regularization the whole cost function is coercive.

Assumption A.4 (Scaling of Adversarial Norm Constraint). We suppose that the value of ε scales with the dimension d such that $\varepsilon^{p^* \sqrt{d}} = O_d(1)$.

Assumption A.5 (Data Distribution). We consider two cases of data distribution. Both of them will rely on the following general generative process. For each $i \in [n]$, the covariates $\mathbf{x}_i \in \mathbb{R}^d$ are drawn i.i.d. from a data distribution $P_{\text{in}}(\mathbf{x})$. Then, the corresponding y_i is sampled independently from the conditional distribution P_{out} . More succinctly, one can write the data distribution for a given pair (\mathbf{x}, y) as

$$P(\mathbf{x}, y) = \int_{\mathbb{R}^d} d\mathbf{w}_* \mathbb{P}_{\text{out}} \left(y \left| \frac{\langle \mathbf{w}_*, \mathbf{x} \rangle}{\sqrt{d}} \right. \right) P_{\text{in}}(\mathbf{x}) P_w(\mathbf{w}_*), \quad (32)$$

The target weight vector $\mathbf{w}_* \in \mathbb{R}^d$ is drawn from a prior probability distribution $P_{\mathbf{w}}$.

Our two cases differentiate in the following way. For the first case, we consider $P_{\text{in}}(\mathbf{x}) = \mathcal{N}_{\mathbf{x}}(\mathbf{0}, \text{Id}_d)$ and $P_{\mathbf{w}}$ which is separable, i.e. $P_{\mathbf{w}}(\mathbf{w}) = \prod_{i=1}^d P_w(w_i)$ for a distribution P_w in \mathbb{R} with finite variance $\text{Var}(P_w) = \rho < \infty$.

For the second case, we consider $P_{\text{in}}(\mathbf{x}) = \mathcal{N}_{\mathbf{x}}(\mathbf{0}, \Sigma_{\mathbf{x}})$ and $P_{\mathbf{w}}(\mathbf{w}) = \mathcal{N}_{\mathbf{w}}(\mathbf{0}, \Sigma_{\mathbf{w}})$.

Assumption A.6 (Limiting Convergence of Spectral Values). We suppose that $\Sigma_{\mathbf{x}}, \Sigma_{\delta}, \Sigma_{\theta}, \Sigma_{\mathbf{w}}$ are simultaneously diagonalisable. We call $\Sigma_{\mathbf{x}} = \text{S}^{\top} \text{diag}(\omega_i) \text{S}$, $\Sigma_{\delta} = \text{S}^{\top} \text{diag}(\zeta_i) \text{S}$ and $\Sigma_{\mathbf{w}} = \text{S}^{\top} \text{diag}(w_i) \text{S}$. We define $\bar{\theta} = \text{S} \Sigma_{\mathbf{x}}^{\top} \mathbf{w}_* / \sqrt{\rho}$. We assume that the empirical distributions of eigenvalues and the entries of $\bar{\theta}$ jointly converge to a probability distribution μ as

$$\sum_{i=1}^d \delta(\bar{\theta}_i - \bar{\theta}) \delta(\omega_i - \omega) \delta(\zeta_i - \zeta) \delta(w_i - w) \rightarrow \mu. \quad (33)$$

A.3 Problem Simplification

Recall that we start from the following optimization problem:

$$\Phi_d = \min_{\mathbf{w} \in \mathbb{R}^d} \sum_{i=1}^n \max_{\|\delta_i\| \leq \varepsilon} g\left(y_i \frac{\mathbf{w}^{\top} (\mathbf{x}_i + \delta_i)}{\sqrt{d}}\right) + \lambda r(\mathbf{w}), \quad (34)$$

where $r(\cdot)$ is a convex regularization function and $g(\cdot)$ is a non-increasing loss function. The non-increasing property of g allows us to simplify the inner maximization, leading to an equivalent formulation

$$\Phi_d = \min_{\mathbf{w} \in \mathbb{R}^d} \sum_{i=1}^n g\left(y_i \frac{\mathbf{w}^{\top} \mathbf{x}_i}{\sqrt{d}} - \frac{\varepsilon}{\sqrt{d}} \|\mathbf{w}\|_*\right) + \lambda r(\mathbf{w}). \quad (35)$$

To facilitate our analysis, we introduce auxiliary variables $P = \|\mathbf{w}\|_*^{p^*} / d$ and \hat{P} (the Lagrange parameter relative to this variable), which allow us to decouple the norm constraints. This leads to a min-max formulation

$$\Phi_d = \min_{\mathbf{w} \in \mathbb{R}^d, P} \max_{\hat{P}} \sum_{i=1}^n g\left(y_i \frac{\mathbf{w}^{\top} \mathbf{x}_i}{\sqrt{d}} - \frac{\varepsilon}{P^{1/p^*} \sqrt{d}} P\right) + \lambda r(\mathbf{w}) + \hat{P} \|\mathbf{w}\|_*^{p^*} - d P \hat{P}, \quad (36)$$

where we switched the value of ε for its value without the scaling in d . This reformulation is what will allow us to apply the CGMT in subsequent steps.

It's worth noting the significance of the scaling for ε as detailed in Assumption A.4. In the high-dimensional limit $d \rightarrow \infty$, it's essential that all terms in Φ_d exhibit the same scaling with respect to d . This careful scaling ensures that our asymptotic analysis remains well-behaved and meaningful in the high-dimensional regime.

A.4 Scalarization and Application of CGMT

To facilitate our analysis, we further introduce effective regularization and loss functions, \tilde{r} and \tilde{g} , respectively. These functions are defined as

$$\tilde{g}(\mathbf{y}, \mathbf{z}) = \sum_{i=1}^n g\left(y_i z_i - \frac{\varepsilon}{P^{1/p^*} \sqrt{d}} P\right), \quad \tilde{r}(\mathbf{w}) = r(\mathbf{w}) + \hat{P} \|\mathbf{w}\|_{p^*}^{p^*}. \quad (37)$$

A crucial step in our analysis involves inverting the order of the min-max optimization. We can justify this operation by considering the minimization with respect to $\mathbf{w} \in \mathbb{R}^d$ at fixed values of \hat{P} and P . This reordering is valid due to the convexity of our original problem. Specifically, the objective function is convex in \mathbf{w} and concave in \hat{P} and P , and the constraint sets are convex. Under these conditions, we apply Sion's minimax theorem, which guarantees the existence of a saddle point and allows us to interchange the order of minimization and maximization without affecting the optimal value.

This reformulation enables us to directly apply [Loureiro et al., 2021, Lemma 11]. This lemma represents a meticulous application of theorem A.1 to scenarios involving non-separable convex regularization and loss functions. The result is a lower-dimensional equivalent of our original high-dimensional minimization problem that represent the limiting behavior of the solution of the high-dimensional problem.

Consequently, our analysis now focuses on a low-dimensional functional, which takes the form

$$\tilde{\Phi} = \min_{P, m, \eta, \tau_1} \max_{\hat{P}, \kappa, \tau_2, \nu} \left[\frac{\kappa \tau_1}{2} - \alpha \mathcal{L}_g - \frac{\eta}{2\tau_2} (\nu^2 \rho + \kappa^2) - \frac{\eta \tau_2}{2} - \mathcal{L}_r + m\nu - P\hat{P} \right] \quad (38)$$

where we have restored the min max order of the problem.

In this expression, \mathbf{g} and \mathbf{h} are independent Gaussian vectors with i.i.d. standard normal components. The terms \mathcal{L}_g and \mathcal{L}_r represent the scaled averages of Moreau Envelopes (eq. (25))

$$\mathcal{L}_g = \frac{1}{n} \mathbb{E} \left[\mathcal{M}_{\frac{\tau_1}{\kappa} \tilde{g}(\mathbf{y}, \cdot)} \left(\frac{m}{\sqrt{\rho}} \mathbf{s} + \eta \mathbf{h} \right) \right] \quad (39)$$

$$\mathcal{L}_r = \frac{1}{d} \mathbb{E} \left[\mathcal{M}_{\frac{\eta}{\tau_2} \tilde{r}(\cdot)} \left(\frac{\eta}{\tau_2} (\kappa \mathbf{g} + \nu \mathbf{w}_*) \right) \right] \quad (40)$$

The extremization problem in eq. (38) is related to the original optimization problem in eq. (34) as it can be thought as the leading part in the limit $n, d \rightarrow \infty$.

This dimensional reduction is the step that allows us to study the asymptotic properties of our original high-dimensional problem through a more tractable low-dimensional optimization and thus have in the end a low dimensional set of equations to study.

It's important to note that the optimization problem $\tilde{\Phi}$ is still implicitly defined in terms of the dimension d and, consequently, as a function of the sample size n . We introduce two variables

$$\mathbf{w}_{\text{eq}} = \mathcal{P}_{\frac{\eta^*}{\tau_2^*} \tilde{r}(\cdot)} \left(\frac{\eta^*}{\tau_2^*} (\nu^* \mathbf{t} + \kappa^* \mathbf{g}) \right), \quad \mathbf{z}_{\text{eq}} = \mathcal{P}_{\frac{\tau_1^*}{\kappa^*} \tilde{g}(\cdot, \mathbf{y})} \left(\frac{m^*}{\sqrt{\rho}} \mathbf{s} + \eta^* \mathbf{h} \right) \quad (41)$$

where $(\eta^*, \tau_2^*, P^*, \hat{P}^*, \kappa^*, \nu^*, m^*, \tau_1^*)$ are the extremizer points of $\tilde{\Phi}$.

Building upon Loureiro et al. [2021, Theorem 5], we can establish a convergence result. Let $\hat{\mathbf{w}}$ be an optimal solution of the problem defined in eq. (34), and let $\hat{\mathbf{z}} = \frac{1}{\sqrt{d}} \mathbf{X} \hat{\mathbf{w}}$. For any Lipschitz function $\varphi_1 : \mathbb{R}^d \rightarrow \mathbb{R}$, and any separable, pseudo-Lipschitz function $\varphi_2 : \mathbb{R}^n \rightarrow \mathbb{R}$, there exist constants $\epsilon, C, c > 0$ such that

$$\begin{aligned} \mathbb{P} \left(\left| \phi_1 \left(\frac{\hat{\mathbf{w}}}{\sqrt{d}} \right) - \mathbb{E} \left[\phi_1 \left(\frac{\mathbf{w}_{\text{eq}}}{\sqrt{d}} \right) \right] \right| \geq \epsilon \right) &\leq \frac{C}{\epsilon^2} e^{-cn\epsilon^4} \\ \mathbb{P} \left(\left| \phi_2 \left(\frac{\hat{\mathbf{z}}}{\sqrt{n}} \right) - \mathbb{E} \left[\phi_2 \left(\frac{\mathbf{z}_{\text{eq}}}{\sqrt{n}} \right) \right] \right| \geq \epsilon \right) &\leq \frac{C}{\epsilon^2} e^{-cn\epsilon^4} \end{aligned} \quad (42)$$

It demonstrates that the limiting values of any function depending on $\hat{\mathbf{w}}$ and $\hat{\mathbf{z}}$ can be computed by taking the expectation of the same function evaluated at \mathbf{w}_{eq} or \mathbf{z}_{eq} , respectively. This convergence property allows us to translate results from our low-dimensional proxy problem back to the original high-dimensional setting with high probability.

A.5 Derivation of Saddle Point equations

We now want to show that extremizing the values of $m, \eta, \tau_1, P, \hat{P}, \nu, \tau_2, \kappa$ lead to the optimal value $\tilde{\Phi}$ of eq. (38). We are going to directly derive the saddle point equations and then argue that in the high-dimensional limit they become exactly the ones reported in the main text.

We obtain the first set of derivatives that depend only on the loss function and the channel part by taking the derivatives with respect to m, η, τ_1, P to obtain

$$\begin{aligned} \frac{\partial}{\partial m} : \nu &= \alpha \frac{\kappa}{n\tau_1} \mathbb{E} \left[\left(\frac{m}{\eta\rho} \mathbf{h} - \frac{\mathbf{s}}{\sqrt{\rho}} \right)^\top \mathcal{P}_{\frac{\tau_1}{\kappa} \tilde{g}(\cdot, \mathbf{y})} \left(\frac{m}{\sqrt{\rho}} \mathbf{s} + \eta \mathbf{h} \right) \right] \\ \frac{\partial}{\partial \eta} : \tau_2 &= \alpha \frac{\kappa}{\tau_1} \eta - \frac{\kappa\alpha}{\tau_1 n} \mathbb{E} \left[\mathbf{h}^\top \mathcal{P}_{\frac{\tau_1}{\kappa} \tilde{g}(\cdot, \mathbf{y})} \left(\frac{m}{\sqrt{\rho}} \mathbf{s} + \eta \mathbf{h} \right) \right] \\ \frac{\partial}{\partial \tau_1} : \frac{\tau_1^2}{2} &= \frac{1}{2} \alpha \frac{1}{n} \mathbb{E} \left[\left\| \frac{m}{\sqrt{\rho}} \mathbf{s} + \eta \mathbf{h} - \mathcal{P}_{\frac{\tau_1}{\kappa} \tilde{g}(\cdot, \mathbf{y})} \left(\frac{m}{\sqrt{\rho}} \mathbf{s} + \eta \mathbf{h} \right) \right\|_2^2 \right] \\ \frac{\partial}{\partial P} : \hat{P} &= \frac{\alpha}{n} \partial_P \mathbb{E} \left[\mathcal{M}_{\frac{\tau_1}{\kappa} \tilde{g}(\mathbf{y}, \cdot)} \left(\frac{m}{\sqrt{\rho}} \mathbf{s} + \eta \mathbf{h} \right) \right] \end{aligned} \quad (43)$$

By taking the derivatives with respect to the remaining variables $\kappa, \nu, \tau_2, \hat{P}$ we obtain a set of equations depending on regularization and prior over the teacher weights

$$\begin{aligned}
\frac{\partial}{\partial \kappa} : \tau_1 &= \frac{1}{d} \mathbb{E} \left[\mathbf{g}^\top \mathcal{P}_{\frac{\eta}{\tau_2} \tilde{r}(\cdot)} \left(\frac{\eta}{\tau_2} (\nu \mathbf{w}_* + \kappa \mathbf{g}) \right) \right] \\
\frac{\partial}{\partial \nu} : m &= \frac{1}{d} \mathbb{E} \left[\mathbf{w}_*^\top \mathcal{P}_{\frac{\eta}{\tau_2} \tilde{r}(\cdot)} \left(\frac{\eta}{\tau_2} (\nu \mathbf{w}_* + \kappa \mathbf{g}) \right) \right] \\
\frac{\partial}{\partial \tau_2} : \frac{1}{2d} \frac{\tau_2}{\eta} \mathbb{E} \left[\left\| \frac{\eta}{\tau_2} (\nu \mathbf{w}_* + \kappa \mathbf{g}) - \mathcal{P}_{\frac{\eta}{\tau_2} \tilde{r}(\cdot)} \left(\frac{\eta}{\tau_2} (\nu \mathbf{w}_* + \kappa \mathbf{g}) \right) \right\|_2^2 \right] &= \frac{\eta}{2\tau_2} (\nu^2 \rho + \kappa^2) - m\nu - \kappa\tau_1 + \frac{\eta\tau_2}{2} + \frac{\tau_2}{2\eta} \frac{m^2}{\rho} \\
\frac{\partial}{\partial \hat{P}} : P &= \frac{1}{d} \partial_{\hat{P}} \mathbb{E} \left[\mathcal{M}_{\frac{\eta}{\tau_2} \tilde{r}(\cdot)} \left(\frac{\eta}{\tau_2} (\kappa \mathbf{g} + \nu \mathbf{w}_*) \right) \right]
\end{aligned} \tag{44}$$

The rewriting of these equations in the desired form in theorems 3.2 and 3.4 follows from the same considerations as in Loureiro et al. [2021, Appendix C.2].

To perform this rewriting the first ingredient we need is the following change of variables

$$\begin{aligned}
m &\leftarrow m, & q &\leftarrow \eta^2 + \frac{m^2}{\rho}, & V &\leftarrow \frac{\tau_1}{\kappa}, & P &\leftarrow P, \\
\hat{V} &\leftarrow \frac{\tau_2}{\eta}, & \hat{q} &\leftarrow \kappa^2, & \hat{m} &\leftarrow \nu, & \hat{P} &\leftarrow \hat{P}.
\end{aligned} \tag{45}$$

and the use of Isserlis' theorem [Isserlis, 1918] to simplify the expectation where Gaussian \mathbf{g}, \mathbf{h} vectors are present.

A.5.1 Rewriting of the Channel Saddle Points

To obtain specifically the form implied in the main text we introduce

$$\mathcal{Z}_0(y, \omega, V) = \int \frac{dx}{\sqrt{2\pi V}} e^{-\frac{1}{2V}(x-\omega)^2} \delta(y - f^0(x)), \tag{46}$$

where this definition is equivalent to the one presented in eq. (9). The function \mathcal{Z}_0 can be interpreted as a partition function of the conditional distribution \mathbb{P}_{out} and contains all of the information about the label generating process.

A.5.2 Specialization of Prior Saddle Points for ℓ_p norms

In the case of ℓ_p norms, we can leverage the separable nature of the regularization to simplify our equations. The key insight here is that the proximal operator of a separable regularization is itself separable. This property allows us to treat each dimension independently, leading to a significant simplification of our high-dimensional problem.

First, due to the separability, all terms depending on the proximal of either \tilde{g} or \tilde{r} simplify the n or d at the denominator. This cancellation is crucial as it eliminates the explicit dependence on the problem dimension, allowing us to derive dimension-independent equations.

Next, we introduce

$$\mathcal{Z}_w(\gamma, \Lambda) = \int dw P_w(w) e^{-\frac{\Lambda}{2} w^2 + \gamma w}, \tag{47}$$

which, in turn, leads in the form shown in eq. (8).

A.5.3 Specialization of Prior Saddle Points for Mahalanobis norms

In the case of Mahalanobis norm, the form of the proximal of the effective regularization function is specifically

$$\mathcal{P}_{V\tilde{r}(\cdot)}(\boldsymbol{\omega}) = \arg \min_z \left[\lambda \mathbf{z}^\top \boldsymbol{\Sigma}_w \mathbf{z} + \hat{P} \mathbf{z}^\top \boldsymbol{\Sigma}_\delta \mathbf{z} + \frac{1}{2V} \|\mathbf{z} - \boldsymbol{\omega}\|_2^2 \right] = \frac{1}{V} \left(2\hat{P} \boldsymbol{\Sigma}_\delta + 2\lambda \boldsymbol{\Sigma}_w + \frac{1}{V} \right)^{-1} \boldsymbol{\omega} \tag{48}$$

By substituting this explicit form into the equations from eq. (44), we obtain a set of simplified equations that still depends on the dimension

$$\begin{aligned}
m &= \frac{1}{d} \operatorname{tr} \left[\hat{m} \boldsymbol{\Sigma}_x^\top \boldsymbol{\theta}_0 \boldsymbol{\theta}_0^\top \boldsymbol{\Sigma}_x \left(\lambda \boldsymbol{\Sigma}_w + \hat{P} \boldsymbol{\Sigma}_\delta + \hat{V} \boldsymbol{\Sigma}_x \right)^{-1} \right] \\
q &= \frac{1}{d} \operatorname{tr} \left[\left(\hat{m}^2 \boldsymbol{\Sigma}_x^\top \boldsymbol{\theta}_0 \boldsymbol{\theta}_0^\top \boldsymbol{\Sigma}_x + \hat{q} \boldsymbol{\Sigma}_x \right) \boldsymbol{\Sigma}_x \left(\lambda \boldsymbol{\Sigma}_w + \hat{P} \boldsymbol{\Sigma}_\delta + \hat{V} \boldsymbol{\Sigma}_x \right)^{-2} \right] \\
V &= \frac{1}{d} \operatorname{tr} \left[\boldsymbol{\Sigma}_x \left(\lambda \boldsymbol{\Sigma}_w + \hat{P} \boldsymbol{\Sigma}_\delta + \hat{V} \boldsymbol{\Sigma}_x \right)^{-1} \right] \\
P &= \frac{1}{d} \operatorname{tr} \left[\left(\hat{m}^2 \boldsymbol{\Sigma}_x^\top \boldsymbol{\theta}_0 \boldsymbol{\theta}_0^\top \boldsymbol{\Sigma}_x + \hat{q} \boldsymbol{\Sigma}_x \right) \boldsymbol{\Sigma}_\delta \left(\lambda \boldsymbol{\Sigma}_w + \hat{P} \boldsymbol{\Sigma}_\delta + \hat{V} \boldsymbol{\Sigma}_x \right)^{-2} \right]
\end{aligned} \tag{49}$$

The final step involves taking the high-dimensional limit of these equations. Here, we leverage our assumptions about the trace of the relevant matrices to further simplify the expressions so that they only depend on the limiting distribution μ from Assumption A.6.

Specifically, the assumptions on the trace allow us to replace certain high-dimensional operations with scalar quantities, effectively reducing the dimensionality of our problem. This dimensionality reduction is crucial for obtaining tractable equations in the high-dimensional limit. In the end we obtain the equations in eq. (14).

A.6 Different channels and Prior functions

We want to show how the different functions $\mathcal{Z}_0, \mathcal{Z}_w$ look like for some choices of output channel and prior in the data model. For the case of a probit output channel, we have by direct calculation

$$\mathcal{Z}_0(y, \omega, V) = \frac{1}{2} \operatorname{erfc} \left(-y \frac{\omega}{\sqrt{2(V + \tau^2)}} \right) \tag{50}$$

For the case of a channel of the form $y = \operatorname{sign}(z) + \sqrt{\Delta^*} \xi$, one has that

$$\mathcal{Z}_0(y, \omega, V) = \mathcal{N}_y(1, \Delta^*) \frac{1}{2} \left(1 + \operatorname{erf} \left(\frac{\omega}{\sqrt{2V}} \right) \right) + \mathcal{N}_y(-1, \Delta^*) \frac{1}{2} \left(1 - \operatorname{erf} \left(\frac{\omega}{\sqrt{2V}} \right) \right) \tag{51}$$

For the choices of the prior over the teacher weights, we have for a Gaussian prior that

$$\mathcal{Z}_w(\gamma, \Lambda) = \frac{1}{\sqrt{\Lambda + 1}} e^{\gamma^2/2(\Lambda+1)} \tag{52}$$

or for sparse binary weights

$$\mathcal{Z}_w(\gamma, \Lambda) = \rho + e^{-\frac{\Lambda}{2}} (1 - \rho) \cosh(\gamma) \tag{53}$$

A.7 Error Metrics

To derive the form of the generalization error the procedure is the same as detailed in Aubin et al. [2020] or in Mignacco et al. [2020, Appendix A]. We report here the final form being

$$E_{\text{gen}} = \frac{1}{\pi} \arccos \left(\frac{m}{\sqrt{(\rho + \tau^2)q}} \right) \tag{54}$$

To derive the form for the boundary error one can proceed in the same way as Gerace et al. [2021, Appendix D] and obtain

$$E_{\text{bnd}} = \int_0^{\varepsilon^{p^* \sqrt{P}/\sqrt{q}}} \operatorname{erfc} \left(-\frac{m}{\sqrt{q}} \lambda \frac{1}{\sqrt{2(\rho + \tau^2 - \frac{m^2}{q})}} \right) \frac{e^{-\frac{1}{2} \lambda^2}}{\sqrt{2\pi}} d\lambda \tag{55}$$

We are also interested in the *average teacher margin* defined as

$$\mathbb{E}[y \mathbf{w}_*^\top \mathbf{x}] \tag{56}$$

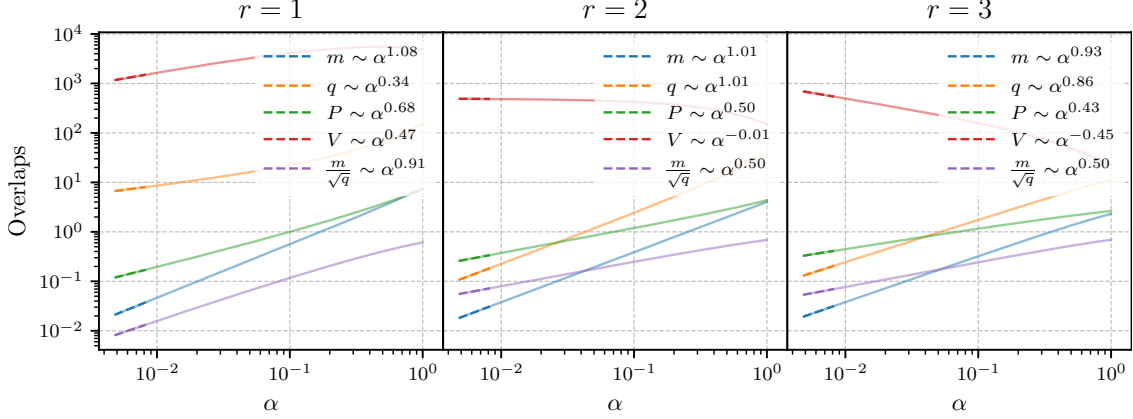


Figure 3: Scaling of the overlap parameters in the low sample complexity regime for $p = \infty$, $\varepsilon = 0.3$, $\rho = 1$ and $\lambda = 10^{-3}$. The numbers presented in the legends are the linear fit in log-log scale of the dashed part.

which can be expressed as a function of the solutions of the saddle point equations as follows:

$$\sqrt{\frac{2}{\pi}} \frac{\sqrt{\rho}}{\sqrt{1 + \frac{\tau^2}{\rho}}} \quad (57)$$

A.8 Asymptotic in the low sample complexity regime

This section examines the asymptotic behavior of our model in the regime of low sample complexity. Our analysis is motivated by numerical observations of the overlaps m, q, P, V in the small α regime, as illustrated in fig. 3.

Based on these observations, we propose a general scaling ansatz for the overlap parameters (solutions of the equations presented in theorems 3.2 and 3.4) as functions of the sample complexity α

$$m^* = m_0 \alpha^{\delta_m}, \quad q^* = q_0 \alpha^{\delta_q}, \quad V^* = V_0 \alpha^{\delta_V}, \quad P^* = P_0 \alpha^{\delta_P}, \quad (58)$$

where the values with a zero subscript do not depend on α and the exponents are all positive. We focus on the noiseless case $\tau = 0$.

We are interested in the expansion of the generalization error and the boundary error, keeping only the most relevant terms in the limit $\alpha \rightarrow 0^+$. For the generalization error we have

$$E_{\text{gen}} = \frac{1}{\pi} \arccos \left(\frac{m^*}{\sqrt{\rho q^*}} \right) = \frac{1}{2} - \frac{m_0}{\pi \sqrt{\rho q_0}} \alpha^{\delta_m - \frac{\delta_q}{2}} + o(\alpha^{\delta_m - \delta_q/2}) \quad (59)$$

and for the boundary error a similar expansion leads to

$$E_{\text{bnd}} = \int_0^{\frac{p^* \sqrt{P^*}}{q^*}} \operatorname{erfc} \left(\frac{-\frac{m^*}{\sqrt{q^*}} \nu}{\sqrt{2(\rho - (m^*)^2/q^*)}} \right) \frac{e^{-\nu^2/2}}{\sqrt{2\pi}} d\nu = \frac{\varepsilon_g \sqrt{P_0}}{\sqrt{2\pi q_0}} \alpha^{\delta_P/p^* - \delta_q/2} + \frac{\theta_0}{2\pi} \alpha^{2\delta_P/p^* + \delta_m - 2\delta_q} + o(\alpha^\kappa) \quad (60)$$

where $\kappa = \max(\delta_P/p^* - \delta_q/2, 2\delta_P/p^* + \delta_m - 2\delta_q)$.

Numerical simulations reveal a clear distinction in the low α regime between cases where the regularization parameter $r = p^*$ and $r \neq p^*$. Figure 3 illustrates this difference for a fixed regularization parameter λ . We identify two scenarios that characterize the behavior of the leading term in the boundary error expansion

When $\delta_P/p^* > \delta_q/2$: This occurs when $p^* = r = 1$. In this case, the leading term has a positive exponent, causing it to vanish as $\alpha \rightarrow 0$.

When $\delta_P/p^* = \delta_q/2$: This scenario arises when $r \neq p^* = 1$. Here, the exponent of the leading term becomes zero, resulting in a constant term independent of α .

Notably, in all cases we've examined, the second terms in both the generalization error and boundary error expansions consistently approach zero in the limit of low sample complexity.

B Rademacher Complexity Analysis

Missing proofs for main text results.

Proposition 2. *Let $\varepsilon, \sigma > 0$. Consider a sample $\mathcal{S} = \{(\mathbf{x}_1, y_1), \dots, (\mathbf{x}_n, y_n)\}$, and let \mathcal{H}_F be the hypothesis class defined in eq. (15). Then, it holds:*

$$\hat{\mathfrak{R}}_{\mathcal{S}}(\tilde{\mathcal{H}}_F) \leq \max_{i \in [n]} \|\mathbf{x}_i\|_* \mathcal{W}_F \sqrt{\frac{2}{\sigma n}} + \frac{\varepsilon}{2\sqrt{n}} \sup_{\mathbf{w}: r(\mathbf{w}) \leq \mathcal{W}_F^2} \|\mathbf{w}\|_*, \quad (61)$$

where $\|\cdot\|_*$, $\|\cdot\|_F$ denote the dual norm of $\|\cdot\|$, $\|\cdot\|_F$, respectively.

Proof. We have:

$$\begin{aligned} \hat{\mathfrak{R}}_{\mathcal{S}}(\tilde{\mathcal{H}}_F) &= \mathbb{E}_{\sigma} \left[\frac{1}{n} \sup_{h \in \mathcal{H}_F} \sum_{i=1}^n \sigma_i \min_{\|\mathbf{x}'_i - \mathbf{x}_i\| \leq \varepsilon} y_i h(\mathbf{x}'_i) \right] \\ &= \mathbb{E}_{\sigma} \left[\frac{1}{n} \sup_{h \in \mathcal{H}_F} \sum_{i=1}^n \sigma_i y_i \langle \mathbf{w}, \mathbf{x}_i \rangle - \varepsilon \|\mathbf{w}\|_* \right] \quad (\text{Def. of dual norm}) \\ &\leq \mathbb{E}_{\sigma} \left[\frac{1}{n} \sup_{h \in \mathcal{H}_F} \sum_{i=1}^n \sigma_i y_i \langle \mathbf{w}, \mathbf{x}_i \rangle \right] + \mathbb{E}_{\sigma} \left[\frac{1}{n} \sup_{h \in \mathcal{H}_F} \sum_{i=1}^n -\varepsilon \sigma_i \|\mathbf{w}\|_* \right] \quad (\text{Subadditivity of supremum}) \\ &= \hat{\mathfrak{R}}_{\mathcal{S}}(\mathcal{H}_F) + \frac{\varepsilon}{2} \mathbb{E}_{\sigma} \left[\left\| \frac{1}{n} \sum_{i=1}^n \sigma_i \right\| \right] \sup_{\mathbf{w}: r(\mathbf{w}) \leq \mathcal{W}_F^2} \|\mathbf{w}\|_*. \quad (\text{Symmetry of } \sigma) \end{aligned} \quad (62)$$

For the first term, i.e. the ‘‘clean’’ Rademacher Complexity, we plug in [Kakade et al., 2008, Theorem 1]. By Jensen’s inequality, we have for the second term:

$$\mathbb{E}_{\sigma} \left[\left\| \frac{1}{n} \sum_{i=1}^n \sigma_i \right\| \right] \leq \sqrt{\mathbb{E}_{\sigma} \left[\left(\frac{1}{n} \sum_{i=1}^n \sigma_i \right)^2 \right]} = \frac{1}{\sqrt{n}}, \quad (63)$$

which concludes the proof. \square

Corollary 3. *Let $\varepsilon > 0$. Then:*

$$\hat{\mathfrak{R}}_{\mathcal{S}}(\tilde{\mathcal{H}}_{\|\cdot\|_2}) \leq \frac{\max_{i \in [n]} \|\mathbf{x}_i\|_2 \mathcal{W}_2}{\sqrt{m}} + \frac{\varepsilon \mathcal{W}_2}{2\sqrt{n}} \sqrt{\lambda_{\min}^{-1}(\boldsymbol{\Sigma}_{\delta})}. \quad (64)$$

Proof. Leveraging Proposition 1, the first term of the RHS follows from the fact that the squared ℓ_2 norm is 1-strongly convex (w.r.t itself). For the second term, we have that the dual norm of $\|\cdot\|_{\boldsymbol{\Sigma}_{\delta}}$ is given by $\|\cdot\|_{\boldsymbol{\Sigma}_{\delta}^{-1}} = \sqrt{\langle \mathbf{w}, \boldsymbol{\Sigma}_{\delta}^{-1} \mathbf{w} \rangle}$. Then, it holds:

$$\begin{aligned} \sup_{\mathbf{w}: \|\mathbf{w}\|_2 \leq \mathcal{W}_2} \|\mathbf{w}\|_* &= \sup_{\mathbf{w}: \|\mathbf{w}\|_2 \leq \mathcal{W}_2} \|\mathbf{w}\|_{\boldsymbol{\Sigma}_{\delta}^{-1}} \\ &= \mathcal{W}_2 \sup_{\mathbf{w}: \|\mathbf{w}\|_2 \leq 1} \|\mathbf{w}\|_{\boldsymbol{\Sigma}_{\delta}^{-1}} \\ &= \mathcal{W}_2 \sqrt{\lambda_{\max}(\boldsymbol{\Sigma}_{\delta}^{-1})}, \end{aligned} \quad (65)$$

where the last equality follows from Courant–Fischer–Weyl’s min-max principle. \square

Corollary 4. *Let $\boldsymbol{\Sigma}_{\mathbf{w}} = \sum_{i=1}^d \alpha_i \mathbf{v}_i \mathbf{v}_i^T$ and $\boldsymbol{\Sigma}_{\delta} = \sum_{i=1}^d \lambda_i \mathbf{v}_i \mathbf{v}_i^T$, with $\mathbf{v}_i \in \mathbb{R}^d$ being orthonormal. Then:*

$$\hat{\mathfrak{R}}_{\mathcal{S}}(\tilde{\mathcal{H}}_{\|\cdot\|_A}) \leq \frac{\mathcal{W}_A \max_{i \in [n]} \|\mathbf{x}_i\|_{\boldsymbol{\Sigma}_{\mathbf{w}}^{-1}}}{\sqrt{m}} + \frac{\varepsilon \mathcal{W}_A}{2\sqrt{n}} \sqrt{\max_{i \in [d]} \frac{1}{\lambda_i \alpha_i}}. \quad (66)$$

Proof. For the worst-case part, we have:

$$\begin{aligned}
\sup_{\mathbf{w}: \|\mathbf{w}\|_{\Sigma_w}^2 \leq \mathcal{W}_A^2} \|\mathbf{w}\|_{\Sigma^{-1}} &= \mathcal{W}_A \sup_{\mathbf{w}: \|\mathbf{w}\|_{\Sigma_w} \leq 1} \sqrt{\langle \mathbf{w}, \Sigma_{\delta}^{-1} \mathbf{w} \rangle} \\
&= \mathcal{W}_A \sup_{\mathbf{w}: \|\mathbf{w}\|_{\Sigma_w} \leq 1} \sqrt{\sum_{i=1}^d \lambda_i^{-1} \langle \mathbf{w}, \mathbf{v}_i \rangle^2} \\
&= \mathcal{W}_A \sup_{\mathbf{w}: \|\mathbf{w}\|_{\Sigma_w} \leq 1} \sqrt{\sum_{i=1}^d \frac{\lambda_i^{-1}}{\alpha_i} \alpha_i \langle \mathbf{w}, \mathbf{v}_i \rangle^2} \\
&\leq \mathcal{W}_A \sup_{\mathbf{w}: \|\mathbf{w}\|_{\Sigma_w} \leq 1} \sqrt{\max_{i \in [d]} \frac{\lambda_i^{-1}}{\alpha_i} \sum_{i=1}^d \alpha_i \langle \mathbf{w}, \mathbf{v}_i \rangle^2} \\
&= \mathcal{W}_A \sup_{\mathbf{w}: \|\mathbf{w}\|_{A} \leq 1} \sqrt{\max_{i \in [d]} \frac{\lambda_i^{-1}}{\alpha_i} \|\mathbf{w}\|_{\Sigma_w}^2} = \mathcal{W}_A \sqrt{\max_{i \in [d]} \frac{\lambda_i^{-1}}{\alpha_i}}.
\end{aligned} \tag{67}$$

On the other hand, for $\mathbf{w} = \frac{1}{\sqrt{\alpha_j}} \mathbf{v}_j$ where $j \in \arg \max_{i \in [d]} \frac{\lambda_i^{-1}}{\alpha_i}$, it is $\|\mathbf{w}\|_{\Sigma_w} = 1$ and also $\|\mathbf{w}\|_{\Sigma_{\delta}^{-1}} = \sqrt{\max_{i \in [d]} \frac{\lambda_i^{-1}}{\alpha_i}}$, so the above bound is tight. \square

B.1 Worst-case Rademacher complexity for ℓ_p norms

Awasthi et al. [2020] provides the following bound on the worst-case Rademacher complexity of linear hypothesis classes constrained in their ℓ_r norm.

Theorem B.1. *Theorem 4 in [Awasthi et al., 2020] Let $\epsilon > 0$ and $p, r \geq 1$. Define $\mathcal{H}_r = \{\mathbf{x} \mapsto \langle \mathbf{w}, \mathbf{x} \rangle : \|\mathbf{w}\|_r \leq 1\}$. Then, it holds:*

$$\hat{\mathfrak{R}}_S(\tilde{\mathcal{H}}_r) \leq \hat{\mathfrak{R}}_S(\mathcal{H}) + \epsilon \frac{\max(d^{1-\frac{1}{r}-\frac{1}{p}}, 1)}{2\sqrt{m}}. \tag{68}$$

The bound above suggests regularizing the weights in the ℓ_r norm, $r = \frac{p}{p-1}$, for effectively controlling the estimation error of the class.

C Parameter Exploration

This section presents the experimental details for all the figures in the main text and explore the model parameters in greater detail. For implementation details of our numerical procedures, please refer to appendix E.

C.1 Settings for Main Text Figures

All figures in the main text utilize the logistic loss function, defined as $g(x) = \log(1 + \exp(-x))$. Below, we detail the specific parameters for each figure.

Figure 1 (left) We optimize the regularization parameter λ for each curve. Parameters: $\epsilon = 0.2$, noiseless regime ($\tau = 0$). Data points represent averages over 10 distinct data realizations with dimension $d = 1000$, varying sample size n to adjust α . Error bars indicate deviation from the mean.

Figure 1 (right) Generated in the noiseless case ($\tau = 0$) with optimal regularization parameter λ . We optimize robust error for regularizations $r = 2$ and $r = 1$ independently, then compute their difference.

Figure 2 (left) We employ a Strong Weak Feature Model (SWFM) as defined in Tanner et al. [2024]. This model implements a block structure on all covariances ($\Sigma_x, \Sigma_{\delta}, \Sigma_{\theta}$, and Σ_w), with block sizes relative to dimension d denoted by ϕ_i for block i . We use two equal-sized feature blocks, totaling $d = 1000$. All matrices are block diagonal, with each block being diagonal. The values for each matrix are as follows

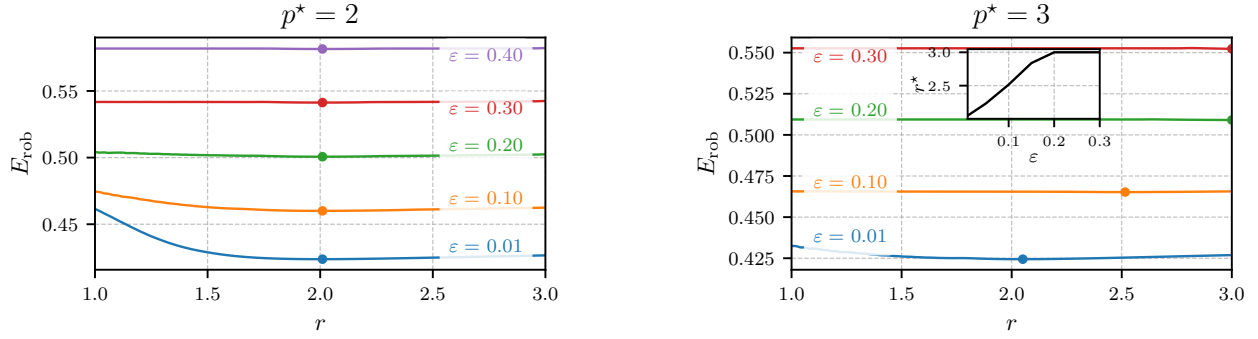


Figure 4: Robust error as a function of the regularization order r for two different p^* . By increasing the value of ε we have that the optimal value r^* gets close to p^* .

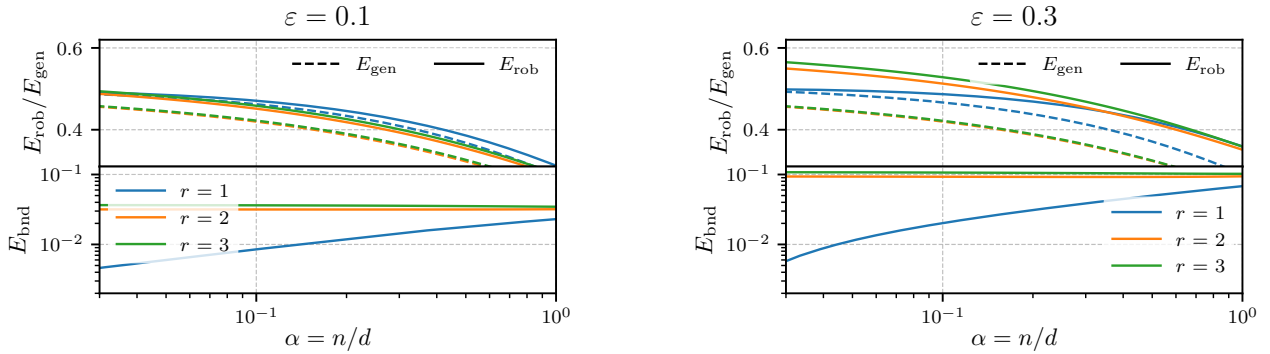


Figure 5: Robust error, generalization error and boundary error for different choices of regularization geometry r as a function of the sample complexity α . We see that the value of the errors increases with ε .

	Σ_x	Σ_δ	Σ_θ	Case $\Sigma_w = \Sigma_\delta$	Case ℓ_2	Case $\Sigma_w = \Sigma_\delta^{-1}$
First Block	1	1	1	1	1	2.5
Second Block	1	2.5	1	2.5	1	1

All matrices are trace-normalized, with ε values as specified in the figure. Again error bars indicate the deviation from the mean.

Figure 2 (right) We optimize the regularization parameter λ in the noiseless case ($\tau = 0$), with $\alpha = 1$. The inset is generated by conducting r sweeps for 10 distinct ε values. Each sweep comprises 50 points, with the minimum determined using `np.argmax`.

C.2 Additional Parameter Exploration

We now present some additional exploration of the model in some different regimes.

Figure 4 These figures display theoretical results for attack perturbations constrained by ℓ_2 (Left) and $\ell_{3/2}$ (Right) norms. We vary ε as shown and use the noiseless regime ($\tau = 0$). Parameters: $\alpha = 0.1$, optimal λ . Each sweep comprises 50 points, with minima determined using `np.argmax`. Points on the curves indicate the minimum for each ε value.

Figure 5 This figure illustrates generalization metrics as a function of α for various regularization geometries. We present results for two attack strengths: $\varepsilon = 0.1$ (Left) and $\varepsilon = 0.3$ (Right). Both use optimal λ values. This figure can be compared to fig. 1.

Figure 6 Both panels show robust generalization error versus regularization geometry r , with $\alpha = 0.1$. The right panel optimizes regularization strength λ , while the left uses a fixed value $\lambda = 10^{-4}$.

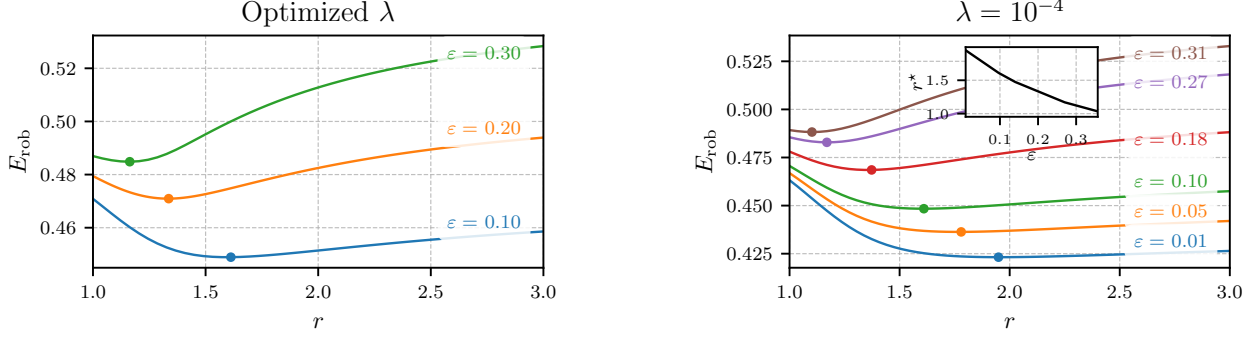


Figure 6: Robust generalization error as a function of regularization order r for fixed versus optimized regularization strength λ . The comparison illustrates that the impact of λ optimization does not change qualitatively the behavior of the optimal regularization geometry r^* as ε increases.

D Replica Computation

We show how to derive this same result using the replica computation from statistical physics [Mezard et al., 1987]. The starting point is to define a Gibbs measure from the empirical risk with a fictitious inverse temperature β . Then from this one can consider the zero temperature limit to characterize the solution space.

Here we proceed with the replica derivation of the rigorous result proven in appendix A only for the ℓ_p case described. The curious reader can find a similar derivation for the Mahalanobis norm in Tanner et al. [2024].

D.1 Gibbs Minimization

The starting point is to define the following Gibbs measure over weights $\mathbf{w} \in \mathbb{R}^d$. We want the most probable states to be the ones that minimize the ERM problem in the first place. The measure that we are interested in is

$$\mu_\beta(d\mathbf{w}) = \frac{1}{Z_\beta} e^{-\beta[\sum_{\mu=1}^n g(y^\mu, \mathbf{w}^\top \mathbf{x}^\mu, \mathbf{w}, \varepsilon) + \lambda r(\mathbf{w})]} d\mathbf{w} = \frac{1}{Z_\beta} \prod_{\mu=1}^n e^{-\beta g(y^\mu, \mathbf{w}^\top \mathbf{x}^\mu, \mathbf{w}, \varepsilon)} e^{-\beta \lambda r(\mathbf{w})} d\mathbf{w} \quad (69)$$

We define P_g as the probability distribution associated with the channel and P_w as the following prior probability distribution:

$$P_g = \prod_{\mu=1}^n e^{-\beta g(y^\mu, \mathbf{w}^\top \mathbf{x}^\mu, \mathbf{w}, \varepsilon)}, \quad P_w = e^{-\beta \lambda \|\mathbf{w}\|_r^r} \quad (70)$$

When $\beta \rightarrow \infty$, the Gibbs measure $\mu_\beta(d\mathbf{w})$ will concentrate around the \mathbf{w} that minimize the empirical risk. As a result, the free energy density defined as

$$-\beta f_\beta = \lim_{d \rightarrow \infty} \frac{1}{d} \mathbb{E} \log Z_\beta \quad (71)$$

will concentrate around the minimum risk (the limit is taken with n/d fixed, and the expectation is over the distribution of the data). In order to take the expectation explicitly, we use the replica trick

$$\log Z_\beta = \lim_{r \rightarrow 0^+} \frac{1}{r} \partial_r Z_\beta^r \Big|_{r=0} \quad (72)$$

Therefore one can start the expectation of the replicated partition function as

$$\mathbb{E} Z_\beta^r = \prod_{\mu=1}^n \mathbb{E}_{y^\mu, \mathbf{x}^\mu} \prod_{a=1}^r \int_{\mathbb{R}^d} P_w(d\mathbf{w}^a) P\left(y^\mu \left| \frac{\langle \mathbf{w}^a, \mathbf{x}^\mu \rangle}{\sqrt{d}} \right.\right) \quad (73)$$

We have that the term in P_g

$$P_g \left(y^\mu \left| \frac{\mathbf{x}^\mu \cdot \mathbf{w}^a}{\sqrt{d}}, \mathbf{w}^a, \varepsilon \right. \right) = \frac{\sqrt{\beta}}{\sqrt{2\pi}} \exp \left(-\beta g \left(y \frac{\mathbf{x}^\mu \cdot \mathbf{w}^a}{\sqrt{d}} - \frac{\varepsilon}{\sqrt{d}} \|\mathbf{w}^a\|_{p^*} \right) \right) \quad (74)$$

and P_w is

$$P_w(\mathbf{w}^a; \lambda) = \exp(-\beta \lambda r(\mathbf{w})). \quad (75)$$

We see from here that the scaling of $\varepsilon = \mathcal{O}\left(d^{\frac{1}{2} - \frac{1}{p^*}}\right)$.

D.2 Rewriting as a Saddle-Point Problem

Continuing the computation, we perform a change of variable and introduce the following local fields:

$$\rho = \frac{\langle \mathbf{w}_*, \mathbf{w}_* \rangle}{d}, \quad m^a = \frac{\langle \mathbf{w}_*, \mathbf{w}^a \rangle}{d}, \quad q^{ab} = \frac{\langle \mathbf{w}^a, \mathbf{w}^b \rangle}{d}, \quad P^a = \frac{\|\mathbf{w}^a\|_{p^*}^{p^*}}{d}. \quad (76)$$

With these change of variable we can rewrite the integral as

$$\mathbb{E} Z_\beta^r = \int \frac{d\rho d\hat{\rho}}{2\pi} \prod_{a=1}^r \frac{dm^a d\hat{m}^a}{2\pi} \frac{dP^a d\hat{P}^a}{2\pi} \prod_{1 \leq a \leq b \leq r} \frac{dQ^{ab} d\hat{Q}^{ab}}{2\pi} e^{d\Phi^{(r)}} \quad (77)$$

where the r times replicated functional $\Phi^{(r)}$ is

$$\Phi^{(r)} = \Psi_t^{(r)} + \alpha \Psi_y^{(r)}(\rho, m^a, Q^{ab}, P^a) + \Psi_w^{(r)}(\hat{\rho}, \hat{m}^a, \hat{Q}^{ab}, \hat{P}^a) \quad (78)$$

where we will refer at the three terms as the *trace part*

$$\Psi_t^{(r)} = -\rho \hat{\rho} - \sum_{a=1}^r m^a \hat{m}^a - \sum_{1 \leq a \leq b \leq r} Q^{ab} \hat{Q}^{ab} - \sum_{a=1}^r P^a \hat{P}^a \quad (79)$$

then the *prior part*

$$\Psi_w^{(r)} = \frac{1}{d} \log \left[\int_{\mathbb{R}^d} P_{\mathbf{w}_*}(\mathbf{d}\mathbf{w}_*) e^{\hat{\rho} \mathbf{w}_*^\top \mathbf{w}_*} \int_{\mathbb{R}^{d \times r}} \prod_{a=1}^r P_w(\mathbf{d}\mathbf{w}^a) e^{\sum_{a=1}^r (\hat{m}^a \mathbf{w}_*^\top \mathbf{w}^a + \hat{P}^a \|\mathbf{w}^a\|_{p^*}^{p^*}) + \sum_{1 \leq a \leq b \leq r} (\hat{Q}^{ab} \mathbf{w}^{a \top} \mathbf{w}^b)} \right] \quad (80)$$

and the *channel part*

$$\Psi_y^{(r)} = \log \left[\int_{\mathbb{R}} dy \int_{\mathbb{R}} d\nu P_0(y | \nu) \int \prod_{a=1}^r d\lambda^a P_g(y | \lambda^a, P^a, \varepsilon) \mathcal{N}(\nu, \lambda^a; \mathbf{0}, \Sigma^{ab}) \right]. \quad (81)$$

In the last equation, we used the fact that (ν_μ, λ_μ) $\mu = 1, \dots, n$ factors over all the data points.

We notice that the d factor in front of the exponential makes it amenable to the use of the Saddle-Point method [Erdelyi, 1956] and thus the value of the integral concentrates around the values that extremise the free entropy $\Phi^{(r)}$. We see that the free energy density is thus related to this functional as

$$\beta f_\beta = - \lim_{r \rightarrow 0^+} \partial_r \text{extr} \Phi^{(r)} \quad (82)$$

D.3 Replica Symmetric Ansatz

We propose the Replica Symmetric ansatz for the variables that we have to extremize over

$$\begin{aligned} m^a &= m & \hat{m}^a &= \hat{m} & \text{for } a &= 1, \dots, r \\ q^{aa} &= Q & \hat{q}^{aa} &= -\frac{1}{2} \hat{Q} & \text{for } a &= 1, \dots, r \\ q^{ab} &= q & \hat{q}^{ab} &= \hat{q} & \text{for } 1 \leq a < b \leq r \\ P^a &= P & \hat{P}^a &= -\hat{P} & \text{for } a &= 1, \dots, r \end{aligned} \quad (83)$$

One can check that in order to have consistency, we must have $\hat{\rho} = 0$. Now, we can take the limit $r \rightarrow 0$ we obtain

$$\Psi_t = \frac{1}{2}(q\hat{q} + (V + q)(\hat{V} - \hat{q})) + P\hat{P} - m\hat{m} = \frac{1}{2}(V\hat{V} + q\hat{V} - V\hat{q}) + P\hat{P} - m\hat{m} \quad (84)$$

where we defined $V = Q - q$ and $\hat{V} = \hat{Q} + \hat{q}$. We notice that the first term will drop taking the zero temperature limit.

D.3.1 Prior Replica Zero Limit

Thus, we can plug these ansatz inside eqs. (80) and (81) and obtain the following for the prior term. We get:

$$\Psi_w = \log \left[\int_{\mathbb{R}} P_{w_*} (dw_*) \int_{\mathbb{R}^r} \prod_{a=1}^r P_w (dw^a) e^{-\hat{P} \sum_{a=1}^r |w^a|^{p^*} + \hat{m} w_* \sum_{a=1}^r w^a - \frac{1}{2} \hat{V} \sum_{a=1}^r (w^a)^2 + \frac{1}{2} \hat{q} (\sum_{a=1}^r w^a)^2} \right]. \quad (85)$$

Using a Hubbard-Stratonovich transformation [Hubbard, 1959] we get

$$\Psi_w = \log \left[\int_{\mathbb{R}} d\xi \frac{e^{-\frac{1}{2}\xi^2}}{\sqrt{2\pi}} \int_{\mathbb{R}} P_{w_*} (dw_*) \left[\int_{\mathbb{R}} P_w (dw) e^{-\hat{P}|w|^{p^*} + \hat{m} w_* w - \frac{1}{2} \hat{V} w^2 + \sqrt{\hat{q}} \xi w} \right]^r \right] \quad (86)$$

By taking the derivative and limit, we obtain after a change of variables:

$$\Psi_w = \lim_{r \rightarrow 0^+} \partial_r \Psi_w^{(r)} = \int_{\mathbb{R}} d\xi \frac{e^{-\frac{1}{2}\xi^2}}{\sqrt{2\pi}} \int_{\mathbb{R}} P_{w_*} (dw_*) e^{-\frac{1}{2} \frac{\hat{m}^2}{\hat{q}} w_*^2 + \frac{\hat{m}}{\sqrt{\hat{q}}} \xi} \log \left[\int_{\mathbb{R}} P_w (dw) e^{-\hat{P}|w|^{p^*} - \frac{1}{2} \hat{V} w^2 + \sqrt{\hat{q}} \xi w} \right] \quad (87)$$

D.3.2 Channel Replica Zero Limit

Now we can focus on the channel term and rewrite it in a more suitable way for taking the $r \rightarrow 0^+$ limit. In a very similar fashion as before we would like to simplify

$$\Psi_y^{(r)} = \log \left[\int_{\mathbb{R}} dy \int_{\mathbb{R}} d\nu P_0(y | \nu) \int \prod_{a=1}^r d\lambda^a P_g(y | \lambda^a, P, \varepsilon) \mathcal{N}(\nu, \lambda^a; \mathbf{0}, \Sigma^{ab}) \right] \quad (88)$$

We have that in the limit the value of this term becomes

$$\begin{aligned} \Psi_y &= \lim_{r \rightarrow 0^+} \partial_r \Psi_y^{(r)} = \mathbb{E}_\xi \left[\int_{\mathbb{R}} dy \int \frac{d\nu}{\sqrt{2\pi\rho}} P_0(y | \nu) e^{-\frac{1}{2\rho}\nu^2} \log \left[\int \frac{d\lambda}{\sqrt{2\pi}} P_g(y | \lambda, P, \varepsilon) e^{-\frac{1}{2} \frac{\lambda^2}{V} + \left(\frac{\sqrt{q-m^2/\rho}}{V} \xi + \frac{m/\rho}{V} \nu \right) \lambda} \right] \right] \\ &\quad - \frac{1}{2} \log V - \frac{1}{2} \frac{q}{V}. \end{aligned} \quad (89)$$

We would like to rewrite the quantities with the help of the following definition

$$\mathcal{Z}_0(y, \omega, V) = \int \frac{dx}{\sqrt{2\pi V}} e^{-\frac{1}{2V}(x-\omega)^2} P_0(y | x), \quad \mathcal{Z}_y(y, \omega, V, P) = \int \frac{dx}{\sqrt{2\pi V}} e^{-\frac{1}{2V}(x-\omega)^2} P_g(y | x, P, \varepsilon), \quad (90)$$

Thus, the result becomes:

$$\mathbb{E}_\xi \left[\int_{\mathbb{R}} dy \mathcal{Z}_0 \left(y, \frac{m}{\sqrt{q}} \xi, \rho - \frac{m^2}{q} \right) \log \mathcal{Z}_y(y, \sqrt{q}\xi, V, P) \right] \quad (91)$$

Now there are two things that we still need to do : find the form for the prior term and take the limit $\beta \rightarrow \infty$.

D.4 Zero temperature limit

Let us take the zero temperature limit. The explicit scaling of the parameters are

$$\begin{aligned} V &\rightarrow \beta^{-1}V & q &\rightarrow q & m &\rightarrow m & P &\rightarrow P \\ \hat{V} &\rightarrow \beta\hat{V} & \hat{q} &\rightarrow \beta^2\hat{q} & \hat{m} &\rightarrow \beta\hat{m} & \hat{P} &\rightarrow \beta\hat{P} \end{aligned} \quad (92)$$

Let's start with the prior term

$$\begin{aligned} \mathcal{Z}_w(\sqrt{\hat{q}}\xi, \hat{V}) &= \int dw e^{-\beta\lambda|w|^r - \beta\hat{P}|w|^{p^*} - \frac{\beta}{2}\hat{V}w^2 + \beta\sqrt{\hat{q}}\xi w} = \int dw e^{-\beta\lambda|w|^r - \beta\hat{P}|w|^{p^*} - \frac{\beta}{2}\hat{V}\left(w - \frac{\sqrt{\hat{q}}\xi}{\hat{V}}\right)^2 + \frac{\beta}{2}\frac{\hat{q}\xi^2}{\hat{V}}} \\ &\stackrel{\beta \rightarrow \infty}{=} e^{-\beta\mathcal{M}_{\frac{1}{\hat{V}}(\lambda|\cdot|^r + \hat{P}|\cdot|^{p^*})}(\sqrt{\hat{q}}\xi) + \frac{\beta}{2}\frac{\hat{q}\xi^2}{\hat{V}}} \end{aligned} \quad (93)$$

In a similar way we can find for the channel

$$\begin{aligned} \mathcal{Z}_y(y, \omega, V, P) &= \int \frac{dx}{\sqrt{2\pi V}} e^{-\frac{\beta}{2V}(x-\omega)^2} P_g(y | x, P, \varepsilon) = \sqrt{\beta} \int \frac{dx}{\sqrt{2\pi V}} e^{-\frac{\beta}{2V}(x-\omega)^2} \frac{1}{\sqrt{2\pi}} e^{-\beta g(yx - \varepsilon P)} \\ &\stackrel{\beta \rightarrow \infty}{=} e^{-\beta\mathcal{M}_{Vg(y, \cdot; P, \varepsilon)}(\omega)} \end{aligned} \quad (94)$$

where we introduced the Moreau envelope defined in eq. (25). Then the limit of the channel term becomes

$$\Psi_y = \lim_{\beta \rightarrow \infty} \frac{1}{\beta} \Psi_y = -\mathbb{E}_\xi \left[\int dy \mathcal{Z}_0 \left(y, \frac{m}{\sqrt{q}}\xi, \rho - \frac{m^2}{q} \right) \mathcal{M}_{Vg(y, \cdot; P, \varepsilon)}(\sqrt{q}\xi) \right], \quad (95)$$

where $\mathcal{M}_{Vg(y, \cdot; A, N, \varepsilon)}$ is the Moreau envelope of the modified loss function defined in eq. (25) with the relevant quantities changed for their overlaps and $\xi \sim \mathcal{N}(0, 1)$.

After taking the zero temperature limit, we are left with the following expression for the free energy density

$$\begin{aligned} \lim_{\beta \rightarrow \infty} f_\beta &= \text{extr}_{\substack{V, q, m, P, \\ \hat{V}, \hat{q}, \hat{m}, \hat{P}}} \left\{ -\frac{1}{2}(q\hat{V} - \hat{q}V) - P\hat{P} + m\hat{m} + \alpha \mathbb{E}_\xi \left[\int dy \mathcal{Z}_0(y, \sqrt{\hat{\eta}}\xi, 1 - \eta) \mathcal{M}_{Vg(y, \cdot; P, \varepsilon)}(\sqrt{q}\xi) \right] \right. \\ &\quad \left. + \mathbb{E}_\xi \left[\mathcal{Z}_{w^*}(\sqrt{\hat{\eta}}\xi, \hat{\eta}) \left(\mathcal{M}_{\frac{1}{\hat{V}}(\lambda|\cdot|^r + \hat{P}|\cdot|)} \left(\frac{\sqrt{\hat{q}}\xi}{\hat{V}} \right) - \frac{1}{2} \frac{\hat{q}\xi^2}{\hat{V}} \right) \right] \right\} \end{aligned} \quad (96)$$

where we have that $\eta = m^2/q$ and $\hat{\eta} = \hat{m}^2/\hat{q}$.

D.5 Saddle-point equations

The extremisation condition of eq. (96) can be translated into the overlap needing to satisfy the following

$$\begin{aligned} \hat{V} &= 2\alpha\partial_q\Psi_y, & q &= -2\partial_{\hat{V}}\Psi_w \\ \hat{q} &= -2\alpha\partial_V\Psi_y, & V &= 2\partial_{\hat{q}}\Psi_w, \\ \hat{P} &= \alpha\partial_P\Psi_y, & P &= \partial_{\hat{P}}\Psi_w \\ \hat{m} &= -\alpha\partial_m\Psi_y, & m &= \partial_{\hat{m}}\Psi_w \end{aligned} \quad (97)$$

As we pre-announced we would like to find the stationary values that dominate the integral and to do so we should derive the exponent with respect to all the order parameters. The saddle points that depend on $m, q, V, \hat{m}, \hat{q}$ and \hat{V} are of a similar form as those found already in Loureiro et al. [2021]. We need thus to derive with respect to P, \hat{P} .

D.5.1 The Channel Saddle-Point Equations

Let us begin by looking at the derivatives with respect to P . These derivatives amount to computing the derivative of the Moreau-envelope with respect to P since we have that

$$\partial_P \Psi_y = \mathbb{E}_{y,\xi} \left[\mathcal{Z}_0 \left(y, \frac{m}{\sqrt{q}} \xi, \rho - \frac{m^2}{q} \right) \partial_P \mathcal{M}_{Vg(y,\cdot;P,\varepsilon)}(\sqrt{q}\xi) \right]. \quad (98)$$

In this specific case we have that

$$\mathcal{M}_{Vg(y,\cdot;P,\varepsilon)}(\omega) = \inf_{x \in \mathbb{R}} \left[\frac{(x - \omega)^2}{2V} + g(yx - \varepsilon \sqrt{P}) \right] = \mathcal{M}_{Vg(y,\cdot)}(\omega - y\varepsilon \sqrt{P}) \quad (99)$$

where we remind that this specific form is possible since $y \in \{+1, -1\}$. We have for its derivative:

$$\partial_P \mathcal{M}_{Vg(y,\cdot;P,\varepsilon)}(\omega) = -y\varepsilon p^* P^{\frac{1}{p^*}-1} \mathcal{M}'_{Vg(y,\cdot)}(\omega - y\varepsilon \sqrt{P}) \quad (100)$$

With this, we can write the new equations as

$$\hat{P} = \alpha \varepsilon p^* P^{\frac{1}{p^*}-1} \mathbb{E}_\xi \left[\int_{\mathbb{R}} dy y \mathcal{Z}_0(y, \sqrt{\eta}\xi, 1 - \eta) f_g(y, \sqrt{q}\xi, V, P, \varepsilon) \right], \quad (101)$$

where we defined

$$f_g(y, \omega, V, P, \varepsilon) = -\mathcal{M}'_{Vg(y,\cdot;P,\varepsilon)}(\omega). \quad (102)$$

D.5.2 The Prior Saddle-Point Equations

Again we start by considering the derivative with respect to \hat{P} . We have that the saddle point equation relative to this becomes

$$P = \mathbb{E}_\xi \left[\mathcal{Z}_{w^*}(\sqrt{\hat{\eta}}\xi, \hat{\eta}) \partial_{\hat{P}} \mathcal{M}_{\frac{1}{\hat{V}}(|\lambda| \cdot |r + \hat{P}|)} \left(\frac{\sqrt{q}\xi}{\hat{V}} \right) \right] \quad (103)$$

and the rest of the equations become the same as in [Aubin et al. \[2020\]](#).

D.6 Final set of saddle point equations for ℓ_2 regularization

We state here our final set of saddle point equations for reference

$$\begin{cases} \hat{m} = \alpha \mathbb{E}_\xi \left[\int_{\mathbb{R}} dy \partial_\omega \mathcal{Z}_0(y, \sqrt{\eta}\xi, 1 - \eta) f_g(\sqrt{q}\xi, P, \varepsilon) \right] \\ \hat{q} = \alpha \mathbb{E}_\xi \left[\int_{\mathbb{R}} dy \mathcal{Z}_0(y, \sqrt{\eta}\xi, 1 - \eta) f_g^2(\sqrt{q}\xi, P, \varepsilon) \right] \\ \hat{V} = -\alpha \mathbb{E}_\xi \left[\int_{\mathbb{R}} dy \mathcal{Z}_0(y, \sqrt{\eta}\xi, 1 - \eta) \partial_\omega f_g(\sqrt{q}\xi, P, \varepsilon) \right] \\ \hat{P} = \varepsilon \alpha p^* P^{\frac{1}{p^*}-1} \mathbb{E}_\xi \left[\int_{\mathbb{R}} dy \mathcal{Z}_0(y, \sqrt{\eta}\xi, 1 - \eta) y f_g(\sqrt{q}\xi, P, \varepsilon) \right] \end{cases} \quad (104)$$

$$\begin{cases} m = \mathbb{E}_\xi \left[\partial_\gamma \mathcal{Z}_{w^*}(\sqrt{\hat{\eta}}\xi, \hat{\eta}) f_w(\sqrt{q}\xi, \hat{P}, \lambda) \right] \\ q = \mathbb{E}_\xi \left[\mathcal{Z}_{w^*}(\sqrt{\hat{\eta}}\xi, \hat{\eta}) f_w(\sqrt{q}\xi, \hat{P}, \lambda)^2 \right] \\ V = \mathbb{E}_\xi \left[\mathcal{Z}_{w^*}(\sqrt{\hat{\eta}}\xi, \hat{\eta}) \partial_\gamma f_w(\sqrt{q}\xi, \hat{P}, \lambda) \right] \\ P = \mathbb{E}_\xi \left[\mathcal{Z}_{w^*}(\sqrt{\hat{\eta}}\xi, \hat{\eta}) \partial_{\hat{P}} \mathcal{M}_{\frac{1}{\hat{V}}(|\lambda| \cdot |r + \hat{P}|)} \left(\frac{\sqrt{q}\xi}{\hat{V}} \right) \right] \end{cases} \quad (105)$$

where $\xi \sim \mathcal{N}(0, 1)$ and the integration over y in the binary classification is a sum over $+1, -1$.

$$f_g(y, \omega, V) = \arg \min_z \left[g(yz - \varepsilon \sqrt{P}) + \frac{1}{2V} (z - \omega)^2 \right], \quad \mathcal{M}_{Vg}(\omega) = \min_z \left[g(yz - \varepsilon \sqrt{P}) + \frac{1}{2V} (z - \omega)^2 \right] \quad (106)$$

$$f_w(\gamma, \Lambda) = \arg \min_z \left[\lambda |z|^r + \hat{P} |z|^{p^*} + \frac{\Lambda}{2} z^2 - \gamma z \right]. \quad (107)$$

In order to solve these equations, we can use a fixed point iteration scheme.

E Numerical Details

The self-consistent equations from theorems 3.2 and 3.4 are written in a way amenable to be solved via fixed-point iteration. Starting from a random initialization, we iterate through both the hat and non-hat variable equations until the maximum absolute difference between the order parameters in two successive iterations falls below a tolerance of 10^{-5} .

To speed-up convergence we use a damping scheme, updating each order parameter at iteration i , designated as x_i , using $x_i := x_i\mu + x_{i-1}(1 - \mu)$, with μ as the damping parameter.

Once convergence is achieved for fixed λ , hyper-parameters are optimized using a gradient-free numerical minimization procedure for a one dimensional minimization.

For each iteration, we evaluate the proximal operator numerically using SciPy's [Virtanen et al., 2020] Brent's algorithm for root finding (`scipy.optimize.minimize_scalar`). The numerical integration is handled with SciPy's quad method (`scipy.integrate.quad`), which provides adaptive quadrature of a given function over a specified interval. These numerical techniques allow us to evaluate the equations and perform the necessary integrations with the desired accuracy.