

G2D2: GRADIENT-GUIDED DISCRETE DIFFUSION FOR IMAGE INVERSE PROBLEM SOLVING

Naoki Murata¹, Chieh-Hsin Lai¹, Yuhta Takida¹, Toshimitsu Uesaka¹, Bac Nguyen¹, Stefano Ermon², Yuki Mitsufuji^{1,3}

¹Sony AI, ²Stanford University, ³Sony Group Corporation
naoki.murata@sony.com

ABSTRACT

Recent literature has effectively leveraged diffusion models trained on continuous variables as priors for solving inverse problems. Notably, discrete diffusion models with discrete latent codes have shown strong performance, particularly in modalities suited for discrete compressed representations, such as image and motion generation. However, their discrete and non-differentiable nature has limited their application to inverse problems formulated in continuous spaces. This paper presents a novel method for addressing linear inverse problems by leveraging image-generation models based on discrete diffusion as priors. We overcome these limitations by approximating the true posterior distribution with a variational distribution constructed from categorical distributions and continuous relaxation techniques. Furthermore, we employ a star-shaped noise process to mitigate the drawbacks of traditional discrete diffusion models with absorbing states, demonstrating that our method performs comparably to continuous diffusion techniques. To the best of our knowledge, this is the first approach to use discrete diffusion model-based priors for solving image inverse problems.

1 INTRODUCTION

Diffusion models have gained significant attention as deep generative models, achieving remarkable success in image (Sohl-Dickstein et al., 2015; Ho et al., 2020; Song et al., 2021; Dhariwal & Nichol, 2021; Esser et al., 2024), audio (Liu et al., 2023; Chen et al., 2024a), and video generation (Ho et al., 2022b;a). These models operate by iteratively corrupting data then learning to reverse this corruption process, ultimately generating high-quality samples from noise. In parallel with continuous diffusion models, discrete diffusion models have emerged as a compelling alternative. These models have gained traction by demonstrating notable results not only in image (Gu et al., 2022), audio (Yang et al., 2023), and text generation (Austin et al., 2021; Lou et al., 2023a) but also in more specialized areas such as motion data (Lou et al., 2023b; Pinyoanuntapong et al., 2024), protein synthesis (Gruver et al., 2024), and graph generation (Vignac et al., 2023).

Building on these advancements, researchers have made significant progress in expanding the application of diffusion models. They have explored using diffusion models, trained either directly on pixel space or on latent representations derived from variational autoencoders (VAEs), to address inverse problems (Kawar et al., 2022; Chung et al., 2023; Wang et al., 2023) and carry out various conditional-generation tasks (Yu et al., 2023; Bansal et al., 2024; He et al., 2024) without the need for additional training. These efforts aim to use the powerful generative capabilities of diffusion models to tackle intricate problems and generate conditional outputs, all while preserving the models' original trained parameters.

This line of work has been primarily restricted to diffusion models trained in continuous spaces, and methods using trained discrete diffusion models as priors remain limited Gruver et al. (2024); Chen et al. (2024b); Li et al. (2024). The inherent nature of the generation process in discrete diffusion models involves non-differentiable operations, posing a challenge for their application to inverse problems formulated in continuous spaces. Therefore, controlling discrete diffusion models often necessitates an additional trained network (Gruver et al., 2024; Nisonoff et al., 2024; Klarner et al.,

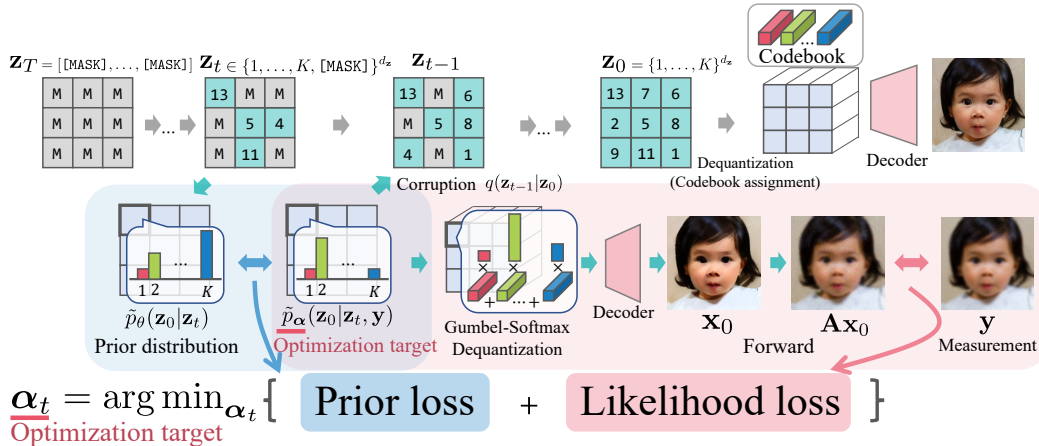


Figure 1: **Illustration of G2D2.** At each time step t , variational categorical distribution \tilde{p}_{α} is optimized with respect to sum of prior loss and likelihood loss, followed by sampling \mathbf{z}_{t-1} . Both terms are continuously differentiable, enabling continuous optimization.

2024; Vignac et al., 2023). Training-free methods have been confined to relatively low-dimensional data (Chen et al., 2024b) or to specific tasks such as image inpainting (Gu et al., 2022).

This limitation constrains the utilization of the powerful generative capabilities in domains such as motion data, where generative models with discrete latent spaces have demonstrated remarkable success. This constraint motivates the exploration of discrete diffusion models as priors, given their potential advantages in representing complex data distributions and generating high-fidelity samples. To the best of our knowledge, in the context of inverse problems for motion data and image data, there exists no prior work that uses discrete diffusion models as priors.

Controlling the generation of diffusion models without additional training generally involves manipulating the generation trajectory using gradients in continuous space. The primary objective here is to generate samples from the prior model that have high likelihood with respect to the measurement equation of the inverse problem or the guidance target. A specific approach to achieve this involves adjusting samples during the diffusion model’s generation process by using gradients of a loss function that computes the likelihood. This methodology has been demonstrated in the works of Chung et al. (2023) and Yu et al. (2023).

We propose Gradient-guided Discrete Diffusion (**G2D2**), an inverse problem solving method that overcomes the aforementioned limitations while using a discrete diffusion model as a prior. Our focus is on solving image inverse problems using a generative model based on a discrete diffusion model specifically designed for images with discrete latent variables such as those found in vector-quantized (VQ)-VAE models. G2D2 overcomes the limitations of previous methods by using a continuous relaxation technique to optimize the parameters of a variational distribution, effectively bridging the gap between continuous and discrete domains.

Discrete diffusion models for image data often use a variant called ”mask-absorbing” due to its efficiency. However, this model has a significant drawback in inverse-problem solving. While a substantial portion of the image structure is determined in the initial stages of generation in discrete diffusion models (i.e., when only a few tokens are determined), the mask-absorbing type does not allow transitions from an unmasked state to either a masked state or another unmasked state. Our experiments show that this restriction imposes a significant limitation on performance.

To address this issue, we use the star-shaped noise process previously proposed in the context of continuous diffusion models (Okhotin et al., 2024; Zhang et al., 2024). This process removes the dependency between consecutive sampling steps, thus expanding the solution space that can be explored. It therefore enables the correction of errors introduced in the early phases of sampling.

Originally proposed to enhance the performance of diffusion models (Okhotin et al., 2024), it was later introduced as a decoupled noise annealing process in the context of inverse problems using

continuous diffusion models, demonstrating its effectiveness (Zhang et al., 2024). In this study, we not only demonstrate that this process can be effectively applied to discrete diffusion models, but also find that it uniquely addresses potential issues inherent in mask-absorbing-type discrete diffusion processes.

We conduct an experimental investigation to evaluate the performance of G2D2 by comparing it to current methods using standard benchmark datasets. We consider methods that use both pixel-domain and latent diffusion models. We also explore the application of a discrete prior-based motion-data-generation model to solve an inverse problem, specifically path-conditioned generation, without requiring further training. The results of our study indicate that G2D2 shows promise in tackling various inverse problems by leveraging pre-trained discrete diffusion models.

2 PRELIMINARIES

2.1 DISCRETE DIFFUSION MODELS FOR IMAGE GENERATION

We first provide a brief overview of VQ-Diffusion (Gu et al., 2022; Tang et al., 2022), an image-generation model based on discrete diffusion processes. VQ-Diffusion generates images in a two-step process. It first produces discrete latent representations \mathbf{z}_0 using a discrete diffusion model trained on representations obtained from a pre-trained VQ-VAE model (Van Den Oord et al., 2017). It then transforms these representations into the continuous image space using a decoder. Each element of $\mathbf{z}_0 \in \{1, \dots, K\}^{d_z}$ corresponds to one of the embedding vectors from the codebook, denoted as $\mathbf{B} := \{\mathbf{b}_1, \dots, \mathbf{b}_K\}$, $\mathbf{b}_k \in \mathbb{R}^{d_b}$. During decoding, a variable $\mathbf{Z} \in \mathbb{B}^{d_z}$ is constructed through codebook assignment, where $(\mathbf{Z})_i = \mathbf{b}_{z_{0,i}}$ and $z_{0,i}$ denotes the i -th element of \mathbf{z}_0 . This variable is then fed into a continuous decoder $D : \mathbb{R}^{d_b \times d_z} \rightarrow \mathbb{R}^{d_{x_0}}$ to obtain the final image: $\mathbf{x}_0 = D(\mathbf{Z})$.

In discrete diffusion models, a forward Markov process gradually corrupts the discrete latent representation \mathbf{z}_0 , and a reverse process is learned to invert this process. A single step of the forward process of the Markov chain $\mathbf{z}_0 \rightarrow \dots \rightarrow \mathbf{z}_t \rightarrow \dots \rightarrow \mathbf{z}_T$ can be represented as,

$$q(z_{t,i} | \mathbf{z}_{t-1}) = \mathbf{v}^\top(z_{t,i}) Q_t \mathbf{v}(z_{t-1,i}), \quad (1)$$

where $\mathbf{v}(z_{t,i})$ denotes a one-hot encoded vector representing the token at time step t , and Q_t represents the transition matrix, which determines the probabilities of transitions between tokens. VQ-Diffusion uses a mask-absorbing-type forward process, which introduces a special masked token denoted as [MASK] in addition to the K states from the VQ-VAE. The transition matrix is defined as

$$Q_t = \begin{pmatrix} \alpha_t + \beta_t & \beta_t & \beta_t & \dots & 0 \\ \beta_t & \alpha_t + \beta_t & \beta_t & \dots & 0 \\ \beta_t & \beta_t & \alpha_t + \beta_t & \dots & 0 \\ \vdots & \vdots & \vdots & \ddots & \vdots \\ \gamma_t & \gamma_t & \gamma_t & \dots & 1 \end{pmatrix}, \quad (2)$$

where the transition probabilities are determined by three parameters: α_t , β_t , and γ_t . Specifically, α_t represents the probability of a token remaining unchanged, β_t denotes the probability of transitioning to a different unmasked token, and γ_t indicates the probability of the token being replaced with the [MASK] token. The probability β_t between unmasked tokens is generally set to a very small value.

During inference, the latent variable \mathbf{z}_0 corresponding to the clean image is obtained by executing the following reverse process:

$$p_\theta(\mathbf{z}_{t-1} | \mathbf{z}_t) = \sum_{\mathbf{z}_0} q(\mathbf{z}_{t-1} | \mathbf{z}_t, \mathbf{z}_0) \tilde{p}_\theta(\mathbf{z}_0 | \mathbf{z}_t), \quad (3)$$

where $q(\mathbf{z}_{t-1} | \mathbf{z}_t, \mathbf{z}_0)$ represents the posterior distribution determined by the forward process, and \tilde{p}_θ denotes the denoising network that predicts the denoised token distribution at t . The output of \tilde{p}_θ is generally modeled as independent categorical distributions for each dimension in \mathbf{z}_0 . In text-to-image models such as VQ-Diffusion, \tilde{p}_θ is trained with text conditioning. While the true distribution $q(\mathbf{z}_0)$ is not dimensionally independent, the whole Markov reverse process in (3) produces a distribution over categorical variables with correlations across dimensions. We distinguish between the

clean distribution $\tilde{p}_\theta(\mathbf{z}_0|\mathbf{z}_t)$ estimated using the model and clean distribution $p_\theta(\mathbf{z}_0|\mathbf{z}_t)$ obtained through multiple reverse diffusion steps.

2.2 LINEAR-INVERSE-PROBLEM SETTINGS

Inverse problems involve estimating unknown data from measurement data. We specifically focus on linear inverse problems in the image domain. The relationship between the measurement image $\mathbf{y} \in \mathbb{R}^{d_y}$ and unknown ground-truth image $\mathbf{x}_0 \in \mathbb{R}^{d_{x_0}}$ can be represented as

$$\mathbf{y} = \mathbf{A}\mathbf{x}_0 + \boldsymbol{\eta}, \quad (4)$$

where $\mathbf{A} \in \mathbb{R}^{d_y \times d_{x_0}}$ is referred to as the forward linear operator, which describes the process by which the measurement data \mathbf{y} are obtained from data \mathbf{x}_0 . We assume this operator is known. The term $\boldsymbol{\eta}$ represents measurement noise, which we assume follows an isotropic Gaussian distribution with a known variance σ_η^2 . Consequently, the likelihood function $q(\mathbf{y}|\mathbf{x}_0)$ can be described as $\mathcal{N}(\mathbf{y}; \mathbf{A}\mathbf{x}_0, \sigma_\eta^2 \mathbf{I})$.

One of the primary challenges in inverse problems is their ill-posed nature. This means that for any given measurement \mathbf{y} , multiple candidate solutions may exist. To address this issue and determine \mathbf{x}_0 , a common approach is to assume a prior distribution for \mathbf{x}_0 , such as a Laplace distribution. Diffusion models have been utilized as more powerful and expressive priors, offering enhanced capabilities in solving these inverse problems (Kawar et al., 2022; Chung et al., 2023; Wang et al., 2023; Rout et al., 2023). These methods are able to produce images that not only fit the measurement data but also exhibit high likelihood for the prior model. Given a prior $q(\mathbf{x}_0)$, the objective in the inverse problem is to sample from the posterior distribution $q(\mathbf{x}_0|\mathbf{y})$, which, according to Bayes’ theorem, is proportional to $q(\mathbf{y}|\mathbf{x}_0)q(\mathbf{x}_0)$.

These methods can be categorized based on how they incorporate the information from the measurement data \mathbf{y} into the generation trajectory of diffusion models. Methods such as denoising diffusion restoration models (DDRM) (Kawar et al., 2022) and denoising diffusion null-space models (DDNM) (Wang et al., 2023) leverage the assumption of linear operators, using singular value decomposition of the forward process to control the generative process. In contrast, methods such as diffusion posterior sampling (DPS) (Chung et al., 2023) and posterior sampling with latent diffusion (PSLD) (Rout et al., 2023) operate by propagating the gradient of a loss term through the generative process. This loss term is designed to maximize the measurement likelihood, specifically by minimizing the term $\|\mathbf{y} - \mathbf{A}\mathbf{x}_0\|_2^2$.

However, the application of these methods to generative models that use discrete diffusion models as priors is not straightforward. This limitation stems from two primary factors. First, with the former methods, diffusion models are assumed trained in the pixel domain. Second, while the latter methods can be extended to latent diffusion-type models, they encounter difficulties when handling discrete diffusion models, in which the generative process is inherently discrete. The core challenge lies in the lack of a direct mechanism to propagate gradients of the loss function through the generative process in discrete diffusion models. In such models, after generating discrete data, a non-differentiable operation (i.e., codebook assignment) is followed by a decoding operation into continuous space, which prevents the application of conventional gradient-based guidance.

3 GRADIENT-GUIDED DISCRETE DIFFUSION, G2D2

Besides the lack of a straightforward mechanism to propagate gradients of the loss function through the generative process, a preliminary study reveals another main issue of directly applying the graphical model of a general mask-absorbing discrete diffusion model to sampling in an inverse-problem context. Figure 2 shows images decoded from \mathbf{z}_0 , which are sampled from the denoising model $\tilde{p}_\theta(\mathbf{z}_0|\mathbf{z}_t)$ conditioned on the intermediate noisy discrete latent \mathbf{z}_{90} or \mathbf{z}_{80} , along with the generated image from the full reverse process. These images are generated using a pre-trained VQ-Diffusion model (Gu et al., 2022) with the prompt ‘‘A face of monkey’’ (where $T = 100$). The results indicate that the majority of the image structure is determined within the initial approximately 10% of the steps.

This observation highlights a problem for commonly used mask-absorbing discrete diffusion models in the context of inverse problems. The issue arises from the definition of Q_t in (2), where β_t is usually set to be extremely small. In the forward process, therefore, unmasked tokens are highly likely to either remain as identical unmasked tokens or transition to masked tokens. Masked tokens also remain unchanged thereafter.

This characteristic indicates that in the reverse process, the probability of unmasked tokens reverting to masked tokens or transitioning to different unmasked tokens is negligible. Consequently, when sampling to satisfy the measurement model, errors occurring in the early stages of sampling become nearly impossible to correct in the later phases.

One solution to this problem is the “re-masking” operation, which reverts unmasked tokens back to masked tokens. Similar approaches have been used with discrete predictor-corrector methods (Lezama et al., 2023) and predictor-corrector techniques for continuous-time discrete diffusion (Campbell et al., 2022; Zhao et al., 2024) to improve image-generation quality. However, those that involve reversing time steps can increase computational complexity. To address this, we demonstrate that by considering a noise process that is independent at each time step and different from the one used during the training of the prior, we can naturally resolve the inherent issues associated with mask-absorbing discrete diffusion models. We also show that despite this difference in the noise process, the prior model can still be used within our framework.

3.1 STAR-SHAPED NOISE PROCESS FOR INVERSE PROBLEM SOLVING

Inspired by Okhotin et al. (2024) and Zhang et al. (2024), G2D2 employs the star-shaped noise process. Figure 3 illustrates the differences between the Markov forward noise process (upper), which is used in general discrete diffusion models, and the star-shaped noise process (lower), both incorporating the relationship with the measurement \mathbf{y} . In the star-shaped noise process, the noisy discrete latents $\mathbf{z}_1, \dots, \mathbf{z}_T$ are conditionally independent given \mathbf{z}_0 . We assume that the distribution $q(\mathbf{z}_t|\mathbf{z}_0)$ adopts the same form as the original forward Markov process, specifically $q(\mathbf{z}_{t,i}|\mathbf{z}_0) = \mathbf{v}^\top(\mathbf{z}_{t,i})\bar{Q}_t\mathbf{v}(\mathbf{z}_{0,i})$, with $\bar{Q}_t = Q_t \cdots Q_1$.

We aim to sample from the posterior $q(\mathbf{z}_0|\mathbf{y})$ given the measurement \mathbf{y} based on this graphical model. Given that the transformation from \mathbf{z}_0 to \mathbf{x}_0 is nearly deterministic in general decoders, we omit the random variable \mathbf{x}_0 in the subsequent discussion for simplicity.

To discuss the implementation of the sampling method based on the graphical model, we first introduce the conditional joint distribution $q_{\text{sampling}}(\mathbf{z}_{0:T}|\mathbf{y}) = q(\mathbf{z}_T|\mathbf{y}) \prod_{t=1}^T q(\mathbf{z}_{t-1}|\mathbf{z}_t, \mathbf{y})$. This conditional joint distribution has several properties:

1. A single step of q_{sampling} inherently enables the “re-masking” operation. In the star-shaped noise process, the positions of mask tokens in \mathbf{z}_{t-1} and \mathbf{z}_t are mutually independent and uncorrelated. Consequently, the conditional distribution $q(\mathbf{z}_{t-1}|\mathbf{z}_t, \mathbf{y})$ enables a “re-masking” operation, wherein unmasked tokens present in \mathbf{z}_t can become masked tokens in \mathbf{z}_t . This property suggests




Figure 2: At time step t , \mathbf{z}_0 is sampled from the prior model $\tilde{p}_\theta(\mathbf{z}_0|\mathbf{z}_t)$ and decoded. These results are generated with prompt “A face of monkey”, without any guidance. **By initial ~ 10 steps ($t = 90$), coarse structure of image has already been determined.**

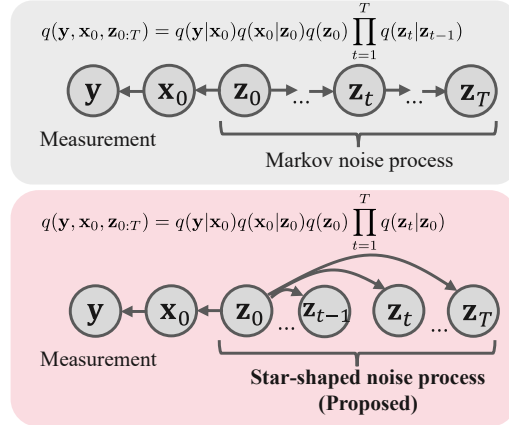


Figure 3: Graphical models using Markov noise process (upper) and the star-shaped noise process (lower)

that in mask-absorbing discrete diffusion, errors that occur in the initial stages of sampling can be corrected in subsequent steps, which provides an advantage when solving inverse problems.

2. The marginal distribution $q_{\text{sampling}}(\mathbf{z}_0|\mathbf{y})$ is identical to the target distribution $q(\mathbf{z}_0|\mathbf{y})$ if the conditional distributions $q(\mathbf{z}_{t-1}|\mathbf{z}_t, \mathbf{y})$ are correctly specified based on the graphical model of the star-shaped noise process. The statement and proof are provided in the Appendix. This indicates that if sampling from each step $q(\mathbf{z}_{t-1}|\mathbf{z}_t, \mathbf{y})$ in q_{sampling} is feasible, then it is possible to sample from the target marginal posterior $q(\mathbf{z}_0|\mathbf{y})$.

3. The conditional joint distribution q_{sampling} differs from that of the graphical model, i.e., $q_{\text{sampling}}(\mathbf{z}_{0:T}|\mathbf{y}) \neq q(\mathbf{z}_{0:T}|\mathbf{y})$. In a standard Markov forward process, the decomposition of the joint distribution in a star-shaped noise process takes the form $q(\mathbf{z}_{0:T}|\mathbf{y}) = q(\mathbf{z}_T|\mathbf{y}) \prod_{t=1}^T q(\mathbf{z}_{t-1}|\mathbf{z}_t, \mathbf{y})$. However, q_{sampling} deviates from this formulation by disregarding the dependencies on larger time steps, $\mathbf{z}_{t+1:T}$.

In subsequent sections, we introduce a variational distribution to approximate q_{sampling} , which inherently enables the re-masking operation based on Property 1. As established by Property 3, the joint distribution of q_{sampling} differs from that of the star-shaped noise process graphical model. Nevertheless, Property 2 ensures that they share identical marginal distributions. Moreover, given that q_{sampling} focuses on only two adjacent variables, we can formulate an algorithm to approximate its distribution using a variational approach.

3.2 G2D2 BASED ON STAR-SHAPED NOISE PROCESS

Based on the discussion in the previous section, we aim to implement q_{sampling} on the graphical model of the star-shaped noise process, which inherently incorporates a re-masking process. Specifically, we introduce a variational distribution $p_{\alpha}(\mathbf{z}_{0:T}|\mathbf{y})$ to approximate $q_{\text{sampling}}(\mathbf{z}_{0:T}|\mathbf{y})$, with the ultimate goal of ensuring that the marginal distribution $p_{\alpha}(\mathbf{z}_0|\mathbf{y})$ approximates the true posterior $q(\mathbf{z}_0|\mathbf{y})$. The distribution p_{α} is decomposed as

$$p_{\alpha}(\mathbf{z}_{t-1}|\mathbf{z}_t, \mathbf{y}) = \sum_{\mathbf{z}_0} q(\mathbf{z}_{t-1}|\mathbf{z}_0) \tilde{p}_{\alpha}(\mathbf{z}_0|\mathbf{z}_t, \mathbf{y}), \quad (5)$$

where $\tilde{p}_{\alpha}(\mathbf{z}_0|\mathbf{z}_t, \mathbf{y})$ is a categorical distribution parameterized by $\alpha \in \mathbb{R}^{T \times d_z \times K}$, defined as $\tilde{p}_{\alpha}(z_{0,i}|\mathbf{z}_t, \mathbf{y}) = \text{Cat}(z_{0,i}; \alpha_{t,i,\cdot})$, i.e., $\tilde{p}_{\alpha}(z_{0,i} = k|\mathbf{z}_t, \mathbf{y}) = \alpha_{t,i,k}$. This decomposition stems from the fact that the distribution $q(\mathbf{z}_{t-1}|\mathbf{z}_t, \mathbf{y})$ can be expressed as $\sum_{\mathbf{z}_0} q(\mathbf{z}_{t-1}|\mathbf{z}_0)q(\mathbf{z}_0|\mathbf{z}_t, \mathbf{y})$ based on the conditional independence. Note that both $q(\mathbf{z}_{t-1}|\mathbf{z}_0)$ and $\tilde{p}_{\alpha}(\mathbf{z}_0|\mathbf{z}_t, \mathbf{y})$ have a mean field structure with independent categorical distributions across dimensions. Consequently, $p_{\alpha}(\mathbf{z}_{t-1}|\mathbf{z}_t, \mathbf{y})$, obtained by marginalizing over \mathbf{z}_0 , inherits this mean field property. For notational convenience, we denote the slice of distribution parameter α at time step t as $\alpha_t \in \mathbb{R}^{d_z \times K}$.

In G2D2, the variational distribution p_{α} is obtained by optimizing an objective function derived from the following theorem:

Theorem 3.1. *Let p_{α} be a distribution with the parameterization given by the decomposition in (5). Then, for any measurement \mathbf{y} , the following inequality holds for the Kullback-Leibler (KL) divergence between the marginal distributions:*

$$D_{\text{KL}}(p_{\alpha}(\mathbf{z}_0|\mathbf{y})||q(\mathbf{z}_0|\mathbf{y})) \leq \sum_{t=1}^T \mathbb{E}_{\mathbf{z}_t \sim p_{\alpha}(\mathbf{z}_t|\mathbf{y})} [D_{\text{KL}}(\tilde{p}_{\alpha}(\mathbf{z}_0|\mathbf{z}_t, \mathbf{y})||q(\mathbf{z}_0|\mathbf{z}_t, \mathbf{y}))]. \quad (6)$$

The full definitions of the terms are provided in the Appendix.

The proof is provided in the Appendix. Based on this inequality, we aim to minimize each term in the sum on the right-hand side. Since \tilde{p}_{α} is a different categorical distribution at each t , we minimize α for each time step, ultimately aiming to minimize the left-hand side. Each term on the right-hand side of (6) takes the following form:

Lemma 3.2. *The KL divergence between the variational distribution $\tilde{p}_{\alpha}(\mathbf{z}_0|\mathbf{z}_t, \mathbf{y})$ and true conditional $q(\mathbf{z}_0|\mathbf{z}_t, \mathbf{y})$ can be decomposed into two terms:*

$$D_{\text{KL}}(\tilde{p}_{\alpha}(\mathbf{z}_0|\mathbf{z}_t, \mathbf{y})||q(\mathbf{z}_0|\mathbf{z}_t, \mathbf{y})) = D_{\text{KL}}(\tilde{p}_{\alpha}(\mathbf{z}_0|\mathbf{z}_t, \mathbf{y})||q(\mathbf{z}_0|\mathbf{z}_t)) - \mathbb{E}_{\mathbf{z}_0 \sim \tilde{p}_{\alpha}(\mathbf{z}_0|\mathbf{z}_t, \mathbf{y})} [\log q(\mathbf{y}|\mathbf{z}_0)], \quad (7)$$

The full definitions of these terms are provided in the Appendix.

This decomposition enables us to separately consider the fit to the prior and the consistency with the measurement data.

The first term on the right-hand side of (7) remains intractable. However, it is important to note that the star-shaped noise process shares the conditional distribution $q(\mathbf{z}_t|\mathbf{z}_0)$ with the original Markov noise process. Consequently, the reverse conditional distribution $q(\mathbf{z}_0|\mathbf{z}_t)$ will also be identical for both processes. Since the prior of the pre-trained discrete diffusion models is trained to approximate this distribution, we substitute this prior model $\tilde{p}_\alpha(\mathbf{z}_0|\mathbf{z}_t)$ for $q(\mathbf{z}_0|\mathbf{z}_t)$ into the objective function of (7). This substitution transforms the term into a KL divergence between two categorical distributions, enabling the computation of gradients with respect to the parameter α .

The second term involves an expectation calculation over a categorical distribution, for which we use the Gumbel-Softmax re-parameterization trick (Jang et al., 2016; Maddison et al., 2016). The implementation of this trick is discussed in the subsequent section. This approach makes the term differentiable with respect to the categorical distribution’s parameter α , facilitating continuous optimization. The explicit form of the resultant loss function is detailed in the Appendix.

Based on Theorem 3.1 and Lemma 3.2, G2D2 optimizes the parameter α of p_α for $t = T, \dots, 1$ while sequentially sampling $\mathbf{z}_{0:T}$. In the optimization step, any continuous optimization method, such as Adam (Kingma, 2014), can be used. Implementation considerations are discussed in the following section. This algorithm is detailed in Algorithm 1, and G2D2 is illustrated in Figure 1.

Algorithm 1 Gradient-Guided Discrete Diffusion, G2D2

Require: Input condition \mathbf{y} , pre-trained discrete diffusion model p_θ , forget coefficient γ

- 1: $\mathbf{z}_T \sim q(\mathbf{z}_T)$
- 2: **for** $t = T, \dots, 1$ **do**
- 3: **if** $t = T$ **then**
- 4: Initialize: $\alpha_t = \log \tilde{p}_\theta(\mathbf{z}_0|\mathbf{z}_t)$
- 5: **else**
- 6: Initialize: $\alpha_t = \exp(\gamma \log \alpha_{t+1} + (1 - \gamma) \log \tilde{p}_\theta(\mathbf{z}_0|\mathbf{z}_t))$
- 7: **end if**
- 8: // continuous optimization
- 9: $\alpha_t = \arg \min_{\alpha_t} D_{\text{KL}}(\tilde{p}_\alpha(\mathbf{z}_0|\mathbf{z}_t, \mathbf{y}) || \tilde{p}_\theta(\mathbf{z}_0|\mathbf{z}_t)) - \mathbb{E}_{\mathbf{z}_0 \sim \tilde{p}_\alpha(\mathbf{z}_0|\mathbf{z}_t, \mathbf{y})} [\log q(\mathbf{y}|\mathbf{z}_0)]$
- 10: Sample $\mathbf{z}_{t-1} \sim p_\alpha(\mathbf{z}_{t-1}|\mathbf{z}_t, \mathbf{y}) = \sum_{\mathbf{z}_0} q(\mathbf{z}_{t-1}|\mathbf{z}_0) \tilde{p}_\alpha(\mathbf{z}_0|\mathbf{z}_t, \mathbf{y})$
- 11: **end for**
- 12: **return** \mathbf{x}_0 by decoding \mathbf{z}_0

3.3 IMPLEMENTATION CONSIDERATIONS

Gumbel-Softmax dequantization We use the Gumbel-Softmax trick (Jang et al., 2016; Maddison et al., 2016) to make the computation of the second term in (7) differentiable. At time step t , this process begins by generating Gumbel-Softmax samples using parameters of \tilde{p}_α as follows: $\hat{z}_{0,i,k} = \text{softmax}((\log \alpha_{t,i,k} + g_{i,k})/\tau)$, where $g_{i,k}$ represents samples drawn from the Gumbel distribution, and τ is the temperature parameter. This procedure generates a “soft” categorical sample for each dimension in \mathbf{z}_0 , indicating the proportional selection of each codebook element. As these proportions correspond to the contribution rate of each codebook element, we construct $\mathbf{Z}_{\text{Gumbel}} \in \mathbb{R}^{d_z \times d_b}$ as their weighted sum: $(\mathbf{Z}_{\text{Gumbel}})_i = \sum_{k=1}^K \hat{z}_{0,i,k} \mathbf{b}_k$. Finally, we pass $\mathbf{Z}_{\text{Gumbel}}$ through the decoder to obtain the image $\mathbf{x}_0 = D(\mathbf{Z}_{\text{Gumbel}})$. By substituting this image into the likelihood function $q(\mathbf{y}|\mathbf{x}_0)$, we have the differentiable objective with respect to the variational parameter α_t , enabling continuous optimization. For linear inverse problems, the objective function will include the term $\|\mathbf{y} - \mathbf{A}\mathbf{x}_0(\alpha_t)\|_2^2$, excluding the constant term derived from measurement noise.

Optimization initialization strategy At time step t , we are required to optimize the variational parameter α_t . To expedite this process, we can leverage the optimized values from the previous time step as the initialization for the optimization process, effectively reducing the number of required optimization steps. To achieve this, we introduce a forgetting coefficient γ and initialize α_t through




Figure 4: Images sampled from the prior model $\tilde{p}_\theta(\mathbf{z}_0|\mathbf{z}_t)$ using intermediate \mathbf{z}_t during the process of G2D2 in image inverse problem solving. The progression demonstrates how initial structural errors are gradually corrected as the sampling proceeds in G2D2.

a weighted sum of the previous optimized variables and the prior model’s output in the logarithm domain, given by $\alpha_t = \exp(\gamma \log \alpha_{t+1} + (1 - \gamma) \log \tilde{p}_\theta(\mathbf{z}_0|\mathbf{z}_t))$.

3.4 APPLICATION OF G2D2 TO MASKED GENERATIVE MODELS

As discussed in (Zheng et al., 2024), mask-absorbing discrete diffusion models and masked generative models, such as MaskGIT (Chang et al., 2022), share a similar framework. Except for temporal conditioning, these models are nearly identical and are trained to approximate $q(\mathbf{z}_0|\mathbf{z}_t)$. Therefore, G2D2 can be straightforwardly applied to masked generative models. We give an example of solving inverse problems using a masked generative model as a prior model for motion data in the following section.

4 EXPERIMENTS

4.1 EXPERIMENTAL SETUP

We evaluate G2D2 on inverse problems in image processing and compare it with other diffusion model-based inverse-problem-solving methods. We also demonstrate gradient-based guidance on a discrete-latent variable-based motion-domain generative model without additional training, showing the applicability of G2D2 to other domains.

Image inverse problems and evaluation metrics We conduct experiments on two tasks: (1) super-resolution (SR) and (2) Gaussian deblurring. For the SR task, the linear forward operator downscales the image by a factor of 4 using a bicubic resizer. For the Gaussian-deblurring task, we set the kernel size to 61×61 with a Gaussian kernel standard deviation of 3.0. The measurements are obtained by applying the forward operator to the ground truth images normalized to the range $[-1, 1]$, followed by the addition of Gaussian noise with a standard deviation of 0.05. As metrics, we use the learned perceptual image patch similarity (LPIPS) (Zhang et al., 2018) score to measure perceptual proximity to the original image, and the peak signal-to-noise ratio (PSNR) to measure the closeness of the signal.

Datasets Following previous studies, we use the ImageNet (Deng et al., 2009) and Flickr-Faces-HQ (FFHQ) (Karras et al., 2019) datasets. The size of both datasets is 256×256 . For comparison, we use a subset of 100 images from each validation set.

Baselines We compare DPS (Chung et al., 2023), DDRM (Kawar et al., 2022), which use diffusion models trained in the pixel domain, and PSLD (Rout et al., 2023) and ReSample (Song et al., 2024), which use diffusion models trained in the latent space acquired from VAE (latent diffusion models) as baselines with G2D2.

Implementation details Regarding G2D2, for both the ImageNet and FFHQ experiments, we use a pre-trained VQ-Diffusion model¹ that is trained on the ITHQ dataset (Tang et al., 2022). In all experiments, we optimize the parameters α_t of the variational categorical distribution within the G2D2 algorithm’s optimization step using the Adam optimizer Kingma (2014). To balance the prior and likelihood terms in the objective function, we introduce hyperparameters. For the image inverse problem experiments, we used text prompts for the VQ-Diffusion model: “a photo of [Class Name]” for ImageNet and “a high-quality headshot of a person” for FFHQ.

Details of the experiments and comparison methods are provided in the Appendix.

4.2 IMAGE INVERSE PROBLEM SOLVING ON IMAGENET AND FFHQ

Figure 5 shows the qualitative results of image inverse problem solving, and Tables 1 and 2 list the quantitative results. G2D2 performs comparably to the other methods using diffusion models trained in the continuous domain. Note that the pre-trained models used for each method are different, which particularly contributes to the superiority of pixel-domain methods on FFHQ. With DDRM, it is assumed that the amount of measurement noise is known and require the singular value decomposition of the linear operator. We also show images in the intermediate phase of the G2D2 algorithm in Figure 4.

Table 1: Quantitative evaluation on ImageNet 256×256. Performance comparison of different methods on various linear tasks in image domain. Values show the mean over 100 images.

Prior Type	Method	SR (×4)		Gaussian deblurring	
		LPIPS↓	PSNR↑	LPIPS↓	PSNR↑
Pixel-domain	DPS (Chung et al., 2023)	0.367	22.61	0.443	19.04
	DDRM (Kawar et al., 2022)	0.352	24.00	0.246	27.30
LDM	PSLD (Rout et al., 2023)	0.332	24.43	0.365	24.04
	ReSample (Song et al., 2024)	0.382	22.63	0.438	22.32
Discrete	G2D2 (proposed)	0.349	23.20	0.375	22.71
	G2D2 w/ Markov noise process	0.409	21.48	0.431	21.78




Figure 5: Qualitative results of G2D2 and DPS.

4.3 ABLATION STUDY ON GRAPHICAL MODELS

It is possible to derive a similar algorithm to G2D2 that uses a Markov noise process as the graphical model. However, as discussed at the beginning of Section 3, this graphical model does not allow

¹<https://huggingface.co/microsoft/vq-diffusion-ithq>

Table 2: Quantitative evaluation on FFHQ 256×256 . Performance comparison of different methods on various linear tasks in image domain. Values show mean over 100 images.

Prior Type	Method	SR ($\times 4$)		Gaussian deblurring	
		LPIPS \downarrow	PSNR \uparrow	LPIPS \downarrow	PSNR \uparrow
Pixel-domain	DPS (Chung et al., 2023)	0.227	26.73	0.225	26.02
	DDRM (Kawar et al., 2022)	0.242	28.23	0.201	31.12
LDM	PSLD (Rout et al., 2023)	0.276	27.62	0.304	27.37
	ReSample (Song et al., 2024)	0.507	22.98	0.329	25.69
Discrete	G2D2 (proposed)	0.271	26.93	0.287	26.35
	G2D2 w/ Markov noise process	0.395	23.94	0.365	25.16

for the “re-masking” operation, which means it cannot correct errors that occur early in the sampling process. We refer to this variant as **G2D2 w/ Markov noise process**, and its performance is presented in Tables 1 and 2 on ImageNet and FFHQ, respectively. Additional qualitative results are provided in the Appendix C.3. The results indicate that the introduction of the star-shaped noise process significantly improves performance, making G2D2 comparable to continuous-based methods.

4.4 MOTION INVERSE PROBLEM SOLVING

As discussed in Section 3.4, our method can also be applied to Masked generative models. We conduct experiments to manipulate Generative Masked Motion Model (MMM) Pinyoanuntapong et al. (2024), a generative model for motion data, using gradient guidance. Specifically, we perform a **path following task** where generation is conditioned on the position information of the hip joint. Since joint position information can be calculated from motion data, this can also be treated within the framework of inverse problems. While there have been examples of achieving path following in motion generation models with continuous latent spaces (Song et al., 2023b; Uchida et al., 2024), we are the first to accomplish this using a motion generation model with discrete latent variables in a training-free manner. Appendix C.9 provides additional samples and detailed experimental information.

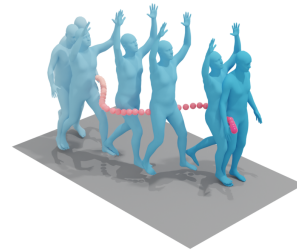


Figure 6: Results of executing G2D2 using a motion generation model as a prior in the motion inverse problem (path following generation task).

5 CONCLUSION

We proposed G2D2 for solving inverse problems using discrete diffusion models as priors. We demonstrated that G2D2 effectively addresses the limitation of discrete diffusion in inverse problem-solving by using a continuous relaxation technique and star-shaped noise process. Specifically, G2D2 approximates the posterior in inverse problems by optimizing the parameters of a variational distribution, composed of parameterized categorical distributions, at each time step of the diffusion process. Our experiments show that G2D2 performs comparable to its continuous counterparts, opening up possibilities for training-free applications of discrete diffusion models across a wide range of tasks.

Limitations and future works G2D2 does not significantly surpass its continuous counterparts in terms of computational speed or performance. We anticipate that these limitations can be mitigated through the optimization of efficiency and the enhancement of prior models. The application to more complex problem settings, including nonlinear inverse problems, as well as to other domains such as audio and video, constitutes future work.

Ethics statement Our G2D2 method, which uses discrete diffusion models as priors for solving inverse problems, carries potential risks similar to those of previously proposed techniques in this field. We acknowledge that these methods, including ours, may inadvertently perpetuate biases present in training data or be misused for generating misleading or harmful content. We are committed to addressing these ethical concerns and promoting responsible use of our technology. We urge users of our method to exercise caution and consider the ethical implications of its applications.

Reproducibility statement We will provide as detailed a description as possible regarding the reproduction of experiments in the Appendix, and we plan to release our code when this paper is published.

REFERENCES

- Jacob Austin, Daniel D Johnson, Jonathan Ho, Daniel Tarlow, and Rianne Van Den Berg. Structured denoising diffusion models in discrete state-spaces. *Advances in Neural Information Processing Systems*, 34:17981–17993, 2021.
- Arpit Bansal, Hong-Min Chu, Avi Schwarzschild, Soumyadip Sengupta, Micah Goldblum, Jonas Geiping, and Tom Goldstein. Universal guidance for diffusion models. In *The Twelfth International Conference on Learning Representations*, 2024.
- Andrew Campbell, Joe Benton, Valentin De Bortoli, Thomas Rainforth, George Deligiannidis, and Arnaud Doucet. A continuous time framework for discrete denoising models. *Advances in Neural Information Processing Systems*, 35:28266–28279, 2022.
- Mert Cemri, Ajil Jalal, and Kannan Ramchandran. Discrete diffusion posterior sampling for protein design. In *ICML 2024 Workshop on Structured Probabilistic Inference & Generative Modeling*, 2024.
- Huiwen Chang, Han Zhang, Lu Jiang, Ce Liu, and William T Freeman. Maskgit: Masked generative image transformer. In *Proceedings of the IEEE/CVF Conference on Computer Vision and Pattern Recognition*, pp. 11315–11325, 2022.
- Ke Chen, Yusong Wu, Haohe Liu, Marianna Nezhurina, Taylor Berg-Kirkpatrick, and Shlomo Dubnov. Musicldm: Enhancing novelty in text-to-music generation using beat-synchronous mixup strategies. In *ICASSP 2024-2024 IEEE International Conference on Acoustics, Speech and Signal Processing (ICASSP)*, pp. 1206–1210. IEEE, 2024a.
- Zixiang Chen, Jun Han, Yongqian Li, Yiwen Kou, Eran Halperin, Robert E Tillman, and Quanquan Gu. Guided discrete diffusion for electronic health record generation. *arXiv preprint arXiv:2404.12314*, 2024b.
- Jooyoung Choi, Sungwon Kim, Yonghyun Jeong, Youngjune Gwon, and Sungroh Yoon. ILVR: Conditioning method for denoising diffusion probabilistic models. In *Proc. IEEE International Conference on Computer Vision (ICCV)*, pp. 14347–14356, 2021.
- Hyungjin Chung, Jeongsol Kim, Michael T Mccann, Marc L Klasky, and Jong Chul Ye. Diffusion posterior sampling for general noisy inverse problems. In *Proc. International Conference on Learning Representation (ICLR)*, 2023.
- Jia Deng, Wei Dong, Richard Socher, Li-Jia Li, Kai Li, and Li Fei-Fei. Imagenet: A large-scale hierarchical image database. In *2009 IEEE conference on computer vision and pattern recognition*, pp. 248–255. IEEE, 2009.
- Prafulla Dhariwal and Alexander Nichol. Diffusion models beat GANs on image synthesis. In *Proc. Advances in Neural Information Processing Systems (NeurIPS)*, volume 34, pp. 8780–8794, 2021.
- Patrick Esser, Sumith Kulal, Andreas Blattmann, Rahim Entezari, Jonas Müller, Harry Saini, Yam Levi, Dominik Lorenz, Axel Sauer, Frederic Boesel, et al. Scaling rectified flow transformers for high-resolution image synthesis. In *Forty-first International Conference on Machine Learning*, 2024.

- Nate Gruver, Samuel Stanton, Nathan Frey, Tim GJ Rudner, Isidro Hotzel, Julien Lafrance-Vanasse, Arvind Rajpal, Kyunghyun Cho, and Andrew G Wilson. Protein design with guided discrete diffusion. *Advances in neural information processing systems*, 36, 2024.
- Shuyang Gu, Dong Chen, Jianmin Bao, Fang Wen, Bo Zhang, Dongdong Chen, Lu Yuan, and Baining Guo. Vector quantized diffusion model for text-to-image synthesis. In *Proceedings of the IEEE/CVF conference on computer vision and pattern recognition*, pp. 10696–10706, 2022.
- Yutong He, Naoki Murata, Chieh-Hsin Lai, Yuhta Takida, Toshimitsu Uesaka, Dongjun Kim, Wei-Hsiang Liao, Yuki Mitsufuji, J Zico Kolter, Ruslan Salakhutdinov, and Stefano Ermon. Manifold preserving guided diffusion. In *The Twelfth International Conference on Learning Representations*, 2024.
- Jonathan Ho, Ajay Jain, and Pieter Abbeel. Denoising diffusion probabilistic models. *Proc. Advances in Neural Information Processing Systems (NeurIPS)*, 33:6840–6851, 2020.
- Jonathan Ho, William Chan, Chitwan Saharia, Jay Whang, Ruiqi Gao, Alexey Gritsenko, Diederik P Kingma, Ben Poole, Mohammad Norouzi, David J Fleet, et al. Imagen video: High definition video generation with diffusion models. *arXiv preprint arXiv:2210.02303*, 2022a.
- Jonathan Ho, Tim Salimans, Alexey Gritsenko, William Chan, Mohammad Norouzi, and David J Fleet. Video diffusion models. *Advances in Neural Information Processing Systems*, 35:8633–8646, 2022b.
- Eric Jang, Shixiang Gu, and Ben Poole. Categorical reparameterization with gumbel-softmax. *arXiv preprint arXiv:1611.01144*, 2016.
- Tero Karras, Samuli Laine, and Timo Aila. A style-based generator architecture for generative adversarial networks. In *Proc. IEEE Conference on Computer Vision and Pattern Recognition (CVPR)*, pp. 4401–4410, 2019.
- Bahjat Kawar, Michael Elad, Stefano Ermon, and Jiaming Song. Denoising diffusion restoration models. In *Proc. Advances in Neural Information Processing Systems (NeurIPS)*, 2022.
- Diederik P Kingma. Adam: A method for stochastic optimization. *arXiv preprint arXiv:1412.6980*, 2014.
- Leo Klarner, Tim GJ Rudner, Garrett M Morris, Charlotte M Deane, and Yee Whye Teh. Context-guided diffusion for out-of-distribution molecular and protein design. *arXiv preprint arXiv:2407.11942*, 2024.
- Jose Lezama, Tim Salimans, Lu Jiang, Huiwen Chang, Jonathan Ho, and Irfan Essa. Discrete predictor-corrector diffusion models for image synthesis. In *The Eleventh International Conference on Learning Representations*, 2023.
- Xiner Li, Yulai Zhao, Chenyu Wang, Gabriele Scalia, Gokcen Eraslan, Surag Nair, Tommaso Biancalani, Aviv Regev, Sergey Levine, and Masatoshi Uehara. Derivative-free guidance in continuous and discrete diffusion models with soft value-based decoding. *arXiv preprint arXiv:2408.08252*, 2024.
- Haohe Liu, Zehua Chen, Yi Yuan, Xinhao Mei, Xubo Liu, Danilo Mandic, Wenwu Wang, and Mark D Plumbley. AudioLDM: Text-to-audio generation with latent diffusion models. In *International Conference on Machine Learning*, pp. 21450–21474. PMLR, 2023.
- Aaron Lou, Chenlin Meng, and Stefano Ermon. Discrete diffusion language modeling by estimating the ratios of the data distribution. *arXiv preprint arXiv:2310.16834*, 2023a.
- Yunhong Lou, Linchao Zhu, Yaxiong Wang, Xiaohan Wang, and Yi Yang. Diversemotion: Towards diverse human motion generation via discrete diffusion. *arXiv preprint arXiv:2309.01372*, 2023b.
- Andreas Lugmayr, Martin Danelljan, Andres Romero, Fisher Yu, Radu Timofte, and Luc Van Gool. Repaint: Inpainting using denoising diffusion probabilistic models. In *Proceedings of the IEEE/CVF conference on computer vision and pattern recognition*, pp. 11461–11471, 2022.

- Chris J Maddison, Andriy Mnih, and Yee Whye Teh. The concrete distribution: A continuous relaxation of discrete random variables. *arXiv preprint arXiv:1611.00712*, 2016.
- Morteza Mardani, Jiaming Song, Jan Kautz, and Arash Vahdat. A variational perspective on solving inverse problems with diffusion models. In *The Twelfth International Conference on Learning Representations*, 2024.
- Hunter Nisonoff, Junhao Xiong, Stephan Allenspach, and Jennifer Listgarten. Unlocking guidance for discrete state-space diffusion and flow models. *arXiv preprint arXiv:2406.01572*, 2024.
- Andrey Okhotin, Dmitry Molchanov, Arkhipkin Vladimir, Grigory Bartosh, Viktor Ohanesian, Aibek Alanov, and Dmitry P Vetrov. Star-shaped denoising diffusion probabilistic models. *Advances in Neural Information Processing Systems*, 36, 2024.
- Xingang Pan, Xiaohang Zhan, Bo Dai, Dahua Lin, Chen Change Loy, and Ping Luo. Exploiting deep generative prior for versatile image restoration and manipulation. *IEEE Transactions on Pattern Analysis and Machine Intelligence*, 44(11):7474–7489, 2021.
- Ekkasit Pinyoanuntapong, Pu Wang, Minwoo Lee, and Chen Chen. Mmm: Generative masked motion model. In *Proceedings of the IEEE/CVF Conference on Computer Vision and Pattern Recognition*, pp. 1546–1555, 2024.
- Robin Rombach, Andreas Blattmann, Dominik Lorenz, Patrick Esser, and Björn Ommer. High-resolution image synthesis with latent diffusion models. In *Proceedings of the IEEE/CVF conference on computer vision and pattern recognition*, pp. 10684–10695, 2022.
- Litu Rout, Negin Raoof, Giannis Daras, Constantine Caramanis, Alex Dimakis, and Sanjay Shakkottai. Solving linear inverse problems provably via posterior sampling with latent diffusion models. In *Thirty-seventh Conference on Neural Information Processing Systems*, 2023.
- Jascha Narain Sohl-Dickstein, Eric A. Weiss, Niru Maheswaranathan, and Surya Ganguli. Deep unsupervised learning using nonequilibrium thermodynamics. *ArXiv*, abs/1503.03585, 2015.
- Bowen Song, Soo Min Kwon, Zecheng Zhang, Xinyu Hu, Qing Qu, and Liyue Shen. Solving inverse problems with latent diffusion models via hard data consistency. In *The Twelfth International Conference on Learning Representations*, 2024.
- Jiaming Song, Arash Vahdat, Morteza Mardani, and Jan Kautz. Pseudoinverse-guided diffusion models for inverse problems. In *International Conference on Learning Representations*, 2023a.
- Jiaming Song, Qinsheng Zhang, Hongxu Yin, Morteza Mardani, Ming-Yu Liu, Jan Kautz, Yongxin Chen, and Arash Vahdat. Loss-guided diffusion models for plug-and-play controllable generation. In *International Conference on Machine Learning*, pp. 32483–32498. PMLR, 2023b.
- Yang Song, Jascha Sohl-Dickstein, Diederik P Kingma, Abhishek Kumar, Stefano Ermon, and Ben Poole. Score-based generative modeling through stochastic differential equations. In *Proc. International Conference on Learning Representation (ICLR)*, 2021.
- Zhicong Tang, Shuyang Gu, Jianmin Bao, Dong Chen, and Fang Wen. Improved vector quantized diffusion models. *arXiv preprint arXiv:2205.16007*, 2022.
- Kengo Uchida, Takashi Shibuya, Yuhta Takida, Naoki Murata, Shusuke Takahashi, and Yuki Mitsu-fuji. Mola: Motion generation and editing with latent diffusion enhanced by adversarial training. *arXiv preprint arXiv:2406.01867*, 2024.
- Aaron Van Den Oord, Oriol Vinyals, et al. Neural discrete representation learning. *Advances in neural information processing systems*, 30, 2017.
- Clement Vignac, Igor Krawczuk, Antoine Siraudin, Bohan Wang, Volkan Cevher, and Pascal Frossard. Digress: Discrete denoising diffusion for graph generation. In *The Eleventh International Conference on Learning Representations*, 2023.
- Yinhui Wang, Jiwen Yu, and Jian Zhang. Zero-shot image restoration using denoising diffusion null-space model. *The Eleventh International Conference on Learning Representations*, 2023.

- Dongchao Yang, Jianwei Yu, Helin Wang, Wen Wang, Chao Weng, Yuexian Zou, and Dong Yu. Diffsound: Discrete diffusion model for text-to-sound generation. *IEEE/ACM Transactions on Audio, Speech, and Language Processing*, 31:1720–1733, 2023.
- Jiwen Yu, Yinhuai Wang, Chen Zhao, Bernard Ghanem, and Jian Zhang. Freedom: Training-free energy-guided conditional diffusion model. In *Proceedings of the IEEE/CVF International Conference on Computer Vision*, pp. 23174–23184, 2023.
- Bingliang Zhang, Wenda Chu, Julius Berner, Chenlin Meng, Anima Anandkumar, and Yang Song. Improving diffusion inverse problem solving with decoupled noise annealing. *arXiv preprint arXiv:2407.01521*, 2024.
- Richard Zhang, Phillip Isola, Alexei A Efros, Eli Shechtman, and Oliver Wang. The unreasonable effectiveness of deep features as a perceptual metric. In *Proc. IEEE Conference on Computer Vision and Pattern Recognition (CVPR)*, pp. 586–595, 2018.
- Yixiu Zhao, Jiaxin Shi, Lester Mackey, and Scott Linderman. Informed correctors for discrete diffusion models. *arXiv preprint arXiv:2407.21243*, 2024.
- Kaiwen Zheng, Yongxin Chen, Hanzi Mao, Ming-Yu Liu, Jun Zhu, and Qinsheng Zhang. Masked diffusion models are secretly time-agnostic masked models and exploit inaccurate categorical sampling. *arXiv preprint arXiv:2409.02908*, 2024.

A RELATED WORK

In this section, we review the relevant prior works.

A.1 LEVERAGING DIFFUSION MODELS AS PRIOR MODELS FOR INVERSE PROBLEMS

Pixel-Domain Diffusion Models for Inverse Problems Several methods have been proposed that utilize pixel-domain diffusion models for solving inverse problems. DDRM and DDNM (Kawar et al., 2022; Wang et al., 2023) assume linear operators and known noise levels, leveraging the singular value decomposition (SVD) of these operators. IIGDM (Song et al., 2023a) can handle certain classes of non-linear operators, such as low dynamic range, where a pseudo-inverse operator can be defined. Notably, IIGDM does not require SVD or gradient computations for such a case.

DPS (Chung et al., 2023) broadens the applicability to cases where operator gradients can be computed, enabling it to handle both linear and non-linear operators like phase retrieval and non-linear blur. Other notable methods in this category include RePaint (Lugmayr et al., 2022) and RED-Diff (Mardani et al., 2024).

Latent Diffusion Models for Inverse Problems Recent work has also explored the use of latent diffusion models for inverse problems. PSLD (Rout et al., 2023) extends the ideas of DPS to latent diffusion models, demonstrating provable sample recovery for linear inverse problems. ReSample (Song et al., 2024) achieves data consistency by solving an optimization problem at each step during sampling.

Of particular relevance to our work is DAPS (Zhang et al., 2024), which, like our approach, adopts a graphical model during sampling that differs from the one used during training of the prior model. This approach, known as the noise decoupling scheme, offers new possibilities for adapting diffusion models to various inverse problems.

A.2 CONDITIONAL GENERATION USING DISCRETE DIFFUSION MODELS AS PRIORS

While our work focuses on inverse problems, it is important to consider related approaches in conditional generation tasks using discrete diffusion models as priors. These methods, primarily developed in the context of graph generation and protein design, introduce new conditioning to pre-trained models rather than directly addressing inverse problems.

The predominant strategy in this field involves training additional guidance networks. For instance, in protein sequence generation, LaMBO-2 (Gruver et al., 2024) and Cemri et al. (2024) learn networks that evaluate how intermediate features of samples during generation achieve the desired objectives. Similarly, CGD (Klärner et al., 2024) learns a guidance model for corrupted data. Other examples requiring additional training include Nisonoff et al. (2024) and DiGress (Vignac et al., 2023) for graph generation.

In contrast, Chen et al. (2024b) proposes a training-free approach to guide discrete diffusion models for generating Electronic Health Record data. This method employs Langevin dynamics sampling to minimize a given loss function by adjusting the parameters of the final layer of the prior model’s transformer output. However, this approach faces scalability issues with models having large discrete latent spaces, such as VQ-Diffusion, as it requires evaluating all possible discrete states to compute the loss function.

Another training-free method for guiding generative models with discrete latents is proposed by Li et al. (2024). This approach avoids gradient computation of the loss function, instead evaluating the loss on multiple generated samples and conducting sampling based on these values. However, like Chen et al. (2024b), this method is expected to be inefficient for models with relatively large discrete latent spaces.

B PROOFS

Full Statement of Theorem 3.1 In this section, we provide detailed proofs for the main theoretical results presented in the paper.

Theorem B.1 (Full version of Theorem 3.1). *Let p_α be a distribution with the parameterization given by the decomposition in (5). Then, for any measurements \mathbf{y} , the following inequality holds for the KL divergence between the marginal distributions:*

$$D_{\text{KL}}(p_\alpha(\mathbf{z}_0|\mathbf{y})\|q(\mathbf{z}_0|\mathbf{y})) \leq \sum_{t=1}^T \mathbb{E}_{\mathbf{z}_t \sim p_\alpha(\mathbf{z}_t|\mathbf{y})} [D_{\text{KL}}(\tilde{p}_\alpha(\mathbf{z}_0|\mathbf{z}_t, \mathbf{y})\|q(\mathbf{z}_0|\mathbf{z}_t, \mathbf{y}))], \quad (8)$$

where $p_\alpha(\mathbf{z}_0|\mathbf{y})$ is the variational marginal distribution parameterized by α , $q(\mathbf{z}_0|\mathbf{y})$ is the true posterior distribution, $\tilde{p}_\alpha(\mathbf{z}_0|\mathbf{z}_t, \mathbf{y})$ is the variational conditional distribution as defined in (5), $q(\mathbf{z}_0|\mathbf{z}_t, \mathbf{y})$ is the true conditional distribution, $p_\alpha(\mathbf{z}_t|\mathbf{y})$ is the marginal distribution at time step t , and T is the total number of time steps in the diffusion process.

Proof. To prove the inequality in Theorem 3.1, we start by noting that the KL divergence between the marginal distributions $p_\alpha(\mathbf{z}_0|\mathbf{y})$ and $q(\mathbf{z}_0|\mathbf{y})$ can be bounded by the KL divergence between the joint distributions $p_\alpha(\mathbf{z}_{0:T}|\mathbf{y})$ and $q(\mathbf{z}_{0:T}|\mathbf{y})$:

$$D_{\text{KL}}(p_\alpha(\mathbf{z}_0|\mathbf{y})\|q(\mathbf{z}_0|\mathbf{y})) \leq D_{\text{KL}}(p_\alpha(\mathbf{z}_{0:T}|\mathbf{y})\|q(\mathbf{z}_{0:T}|\mathbf{y})). \quad (9)$$

This inequality holds because marginalization cannot increase the KL divergence between distributions.

Next, we decompose the joint KL divergence using the chain rule and the definitions of the distributions:

$$\begin{aligned}
D_{\text{KL}}(p_{\alpha}(\mathbf{z}_{0:T}|\mathbf{y}) \parallel q(\mathbf{z}_{0:T}|\mathbf{y})) &= \mathbb{E}_{p_{\alpha}(\mathbf{z}_{0:T}|\mathbf{y})} \left[\log \frac{p_{\alpha}(\mathbf{z}_{0:T}|\mathbf{y})}{q(\mathbf{z}_{0:T}|\mathbf{y})} \right] \\
&= \mathbb{E}_{p_{\alpha}(\mathbf{z}_{0:T}|\mathbf{y})} \left[\log \frac{p_{\alpha}(\mathbf{z}_T|\mathbf{y}) \prod_{t=1}^T p_{\alpha}(\mathbf{z}_{t-1}|\mathbf{z}_t, \mathbf{y})}{q(\mathbf{z}_T|\mathbf{y}) \prod_{t=1}^T q(\mathbf{z}_{t-1}|\mathbf{z}_t, \mathbf{y})} \right] \\
&= \mathbb{E}_{p_{\alpha}(\mathbf{z}_{0:T}|\mathbf{y})} \left[\log \frac{p_{\alpha}(\mathbf{z}_T|\mathbf{y})}{q(\mathbf{z}_T|\mathbf{y})} + \sum_{t=1}^T \log \frac{p_{\alpha}(\mathbf{z}_{t-1}|\mathbf{z}_t, \mathbf{y})}{q(\mathbf{z}_{t-1}|\mathbf{z}_t, \mathbf{y})} \right] \\
&= D_{\text{KL}}(p_{\alpha}(\mathbf{z}_T|\mathbf{y}) \parallel q(\mathbf{z}_T|\mathbf{y})) + \sum_{t=1}^T \mathbb{E}_{p_{\alpha}(\mathbf{z}_{0:T}|\mathbf{y})} \left[\log \frac{p_{\alpha}(\mathbf{z}_{t-1}|\mathbf{z}_t, \mathbf{y})}{q(\mathbf{z}_{t-1}|\mathbf{z}_t, \mathbf{y})} \right].
\end{aligned} \tag{10}$$

In the context of mask-absorbing state diffusion, the distribution $p_{\alpha}(\mathbf{z}_T|\mathbf{y})$ is the same as $q(\mathbf{z}_T|\mathbf{y})$ because \mathbf{z}_T is fully determined by the diffusion process and is independent of α . Therefore, the first term is zero:

$$D_{\text{KL}}(p_{\alpha}(\mathbf{z}_T|\mathbf{y}) \parallel q(\mathbf{z}_T|\mathbf{y})) = 0. \tag{11}$$

This simplifies (10) to:

$$D_{\text{KL}}(p_{\alpha}(\mathbf{z}_{0:T}|\mathbf{y}) \parallel q(\mathbf{z}_{0:T}|\mathbf{y})) = \sum_{t=1}^T \mathbb{E}_{p_{\alpha}(\mathbf{z}_{0:T}|\mathbf{y})} \left[\log \frac{p_{\alpha}(\mathbf{z}_{t-1}|\mathbf{z}_t, \mathbf{y})}{q(\mathbf{z}_{t-1}|\mathbf{z}_t, \mathbf{y})} \right]. \tag{12}$$

We can further simplify the expectation over $\mathbf{z}_{0:T}$ by focusing on \mathbf{z}_t and \mathbf{z}_{t-1} :

$$D_{\text{KL}}(p_{\alpha}(\mathbf{z}_{0:T}|\mathbf{y}) \parallel q(\mathbf{z}_{0:T}|\mathbf{y})) = \sum_{t=1}^T \mathbb{E}_{\mathbf{z}_t \sim p_{\alpha}(\mathbf{z}_t|\mathbf{y})} [D_{\text{KL}}(p_{\alpha}(\mathbf{z}_{t-1}|\mathbf{z}_t, \mathbf{y}) \parallel q(\mathbf{z}_{t-1}|\mathbf{z}_t, \mathbf{y}))]. \tag{13}$$

Now, for each term in the sum, we apply the chain rule for KL divergence to relate \mathbf{z}_{t-1} and \mathbf{z}_0 :

$$\begin{aligned}
&D_{\text{KL}}(p_{\alpha}(\mathbf{z}_{t-1}|\mathbf{z}_t, \mathbf{y}) \parallel q(\mathbf{z}_{t-1}|\mathbf{z}_t, \mathbf{y})) \\
&\quad + \mathbb{E}_{\mathbf{z}_{t-1} \sim p_{\alpha}(\mathbf{z}_{t-1}|\mathbf{z}_t, \mathbf{y})} [D_{\text{KL}}(\tilde{p}_{\alpha}(\mathbf{z}_0|\mathbf{z}_{t-1}, \mathbf{z}_t, \mathbf{y}) \parallel q(\mathbf{z}_0|\mathbf{z}_{t-1}, \mathbf{z}_t, \mathbf{y}))] \\
&= D_{\text{KL}}(\tilde{p}_{\alpha}(\mathbf{z}_0|\mathbf{z}_t, \mathbf{y}) \parallel q(\mathbf{z}_0|\mathbf{z}_t, \mathbf{y})) \\
&\quad + \mathbb{E}_{\mathbf{z}_0 \sim \tilde{p}_{\alpha}(\mathbf{z}_0|\mathbf{z}_t, \mathbf{y})} [D_{\text{KL}}(p_{\alpha}(\mathbf{z}_{t-1}|\mathbf{z}_0, \mathbf{z}_t, \mathbf{y}) \parallel q(\mathbf{z}_{t-1}|\mathbf{z}_0, \mathbf{z}_t, \mathbf{y}))].
\end{aligned} \tag{14}$$

In this equation, the left-hand side represents the KL divergence between p_{α} and q at time $t-1$ conditioned on \mathbf{z}_t , plus the expected KL divergence between their respective conditional distributions of \mathbf{z}_0 . The right-hand side represents the KL divergence between \tilde{p}_{α} and q directly conditioned on \mathbf{z}_t , plus an expected KL divergence over \mathbf{z}_0 .

The crucial observation here is that the last term on the right-hand side is zero. This is because p_{α} and q share the same reverse diffusion process when conditioned on \mathbf{z}_0 and \mathbf{z}_t , i.e.,

$$\begin{aligned}
p_{\alpha}(\mathbf{z}_{t-1}|\mathbf{z}_0, \mathbf{z}_t, \mathbf{y}) &= q(\mathbf{z}_{t-1}|\mathbf{z}_0) \\
&= q(\mathbf{z}_{t-1}|\mathbf{z}_0, \mathbf{z}_t, \mathbf{y}).
\end{aligned} \tag{15}$$

Therefore, the KL divergence between these conditional distributions is zero:

$$D_{\text{KL}}(p_{\alpha}(\mathbf{z}_{t-1}|\mathbf{z}_0, \mathbf{z}_t, \mathbf{y}) \parallel q(\mathbf{z}_{t-1}|\mathbf{z}_0, \mathbf{z}_t, \mathbf{y})) = 0. \quad (16)$$

Substituting back into (14), we obtain:

$$\begin{aligned} & D_{\text{KL}}(p_{\alpha}(\mathbf{z}_{t-1}|\mathbf{z}_t, \mathbf{y}) \parallel q(\mathbf{z}_{t-1}|\mathbf{z}_t, \mathbf{y})) \\ &= D_{\text{KL}}(\tilde{p}_{\alpha}(\mathbf{z}_0|\mathbf{z}_t, \mathbf{y}) \parallel q(\mathbf{z}_0|\mathbf{z}_t, \mathbf{y})) \\ &\quad - \mathbb{E}_{\mathbf{z}_{t-1} \sim p_{\alpha}(\mathbf{z}_{t-1}|\mathbf{z}_t, \mathbf{y})} [D_{\text{KL}}(\tilde{p}_{\alpha}(\mathbf{z}_0|\mathbf{z}_{t-1}, \mathbf{z}_t, \mathbf{y}) \parallel q(\mathbf{z}_0|\mathbf{z}_{t-1}, \mathbf{z}_t, \mathbf{y}))]. \end{aligned} \quad (17)$$

Since the KL divergence is always non-negative, the expected KL divergence on the right-hand side is non-negative, which implies:

$$D_{\text{KL}}(p_{\alpha}(\mathbf{z}_{t-1}|\mathbf{z}_t, \mathbf{y}) \parallel q(\mathbf{z}_{t-1}|\mathbf{z}_t, \mathbf{y})) \leq D_{\text{KL}}(\tilde{p}_{\alpha}(\mathbf{z}_0|\mathbf{z}_t, \mathbf{y}) \parallel q(\mathbf{z}_0|\mathbf{z}_t, \mathbf{y})). \quad (18)$$

Substituting (18) back into (13), we obtain an upper bound on the joint KL divergence:

$$D_{\text{KL}}(p_{\alpha}(\mathbf{z}_{0:T}|\mathbf{y}) \parallel q(\mathbf{z}_{0:T}|\mathbf{y})) \leq \sum_{t=1}^T \mathbb{E}_{\mathbf{z}_t \sim p_{\alpha}(\mathbf{z}_t|\mathbf{y})} [D_{\text{KL}}(\tilde{p}_{\alpha}(\mathbf{z}_0|\mathbf{z}_t, \mathbf{y}) \parallel q(\mathbf{z}_0|\mathbf{z}_t, \mathbf{y}))]. \quad (19)$$

Combining (9) and (19), we conclude:

$$D_{\text{KL}}(p_{\alpha}(\mathbf{z}_0|\mathbf{y}) \parallel q(\mathbf{z}_0|\mathbf{y})) \leq \sum_{t=1}^T \mathbb{E}_{\mathbf{z}_t \sim p_{\alpha}(\mathbf{z}_t|\mathbf{y})} [D_{\text{KL}}(\tilde{p}_{\alpha}(\mathbf{z}_0|\mathbf{z}_t, \mathbf{y}) \parallel q(\mathbf{z}_0|\mathbf{z}_t, \mathbf{y}))]. \quad (20)$$

This establishes the inequality stated in the theorem. \square

Full Statement of Lemma 3.2

Lemma B.2 (Full version of Lemma 3.2). *The KL divergence between the variational distribution $\tilde{p}_{\alpha}(\mathbf{z}_0|\mathbf{z}_t, \mathbf{y})$ and the true posterior $q(\mathbf{z}_0|\mathbf{z}_t, \mathbf{y})$ can be decomposed into two terms:*

$$D_{\text{KL}}(\tilde{p}_{\alpha}(\mathbf{z}_0|\mathbf{z}_t, \mathbf{y}) \parallel q(\mathbf{z}_0|\mathbf{z}_t, \mathbf{y})) = D_{\text{KL}}(\tilde{p}_{\alpha}(\mathbf{z}_0|\mathbf{z}_t, \mathbf{y}) \parallel q(\mathbf{z}_0|\mathbf{z}_t)) - \mathbb{E}_{\mathbf{z}_0 \sim \tilde{p}_{\alpha}(\mathbf{z}_0|\mathbf{z}_t, \mathbf{y})} [\log q(\mathbf{y}|\mathbf{z}_0)], \quad (21)$$

where the first term in the right-hand side represents the KL divergence between the variational distribution and the prior distribution without the measurement condition, and the second term is the expected value of the negative log-likelihood $-\log q(\mathbf{y}|\mathbf{z}_0)$ under the variational distribution.

Proof. We begin by considering the KL divergence between the variational distribution $\tilde{p}_{\alpha}(\mathbf{z}_0|\mathbf{z}_t, \mathbf{y})$ and the true posterior $q(\mathbf{z}_0|\mathbf{z}_t, \mathbf{y})$. Given that \mathbf{z}_0 is a discrete variable, the KL divergence can be expressed as a sum:

$$D_{\text{KL}}(\tilde{p}_{\alpha}(\mathbf{z}_0|\mathbf{z}_t, \mathbf{y}) \parallel q(\mathbf{z}_0|\mathbf{z}_t, \mathbf{y})) = \sum_{\mathbf{z}_0} \tilde{p}_{\alpha}(\mathbf{z}_0|\mathbf{z}_t, \mathbf{y}) \log \frac{\tilde{p}_{\alpha}(\mathbf{z}_0|\mathbf{z}_t, \mathbf{y})}{q(\mathbf{z}_0|\mathbf{z}_t, \mathbf{y})}. \quad (22)$$

By applying Bayes' theorem to the true posterior $q(\mathbf{z}_0|\mathbf{z}_t, \mathbf{y})$, we have:

$$q(\mathbf{z}_0|\mathbf{z}_t, \mathbf{y}) = \frac{q(\mathbf{z}_0|\mathbf{z}_t)q(\mathbf{y}|\mathbf{z}_0)}{q(\mathbf{y}|\mathbf{z}_t)}. \quad (23)$$

Since $q(\mathbf{y}|\mathbf{z}_t)$ does not depend on \mathbf{z}_0 , it can be treated as a constant and ignored in the KL divergence calculation. Substituting Eq. (23) into Eq. (22), we obtain:

$$D_{\text{KL}}(\tilde{p}_{\alpha}(\mathbf{z}_0|\mathbf{z}_t, \mathbf{y})||q(\mathbf{z}_0|\mathbf{z}_t, \mathbf{y})) = \sum_{\mathbf{z}_0} \tilde{p}_{\alpha}(\mathbf{z}_0|\mathbf{z}_t, \mathbf{y}) \log \frac{\tilde{p}_{\alpha}(\mathbf{z}_0|\mathbf{z}_t, \mathbf{y})}{q(\mathbf{z}_0|\mathbf{z}_t)q(\mathbf{y}|\mathbf{z}_0)}. \quad (24)$$

Next, we split the logarithm in the numerator and denominator:

$$D_{\text{KL}}(\tilde{p}_{\alpha}(\mathbf{z}_0|\mathbf{z}_t, \mathbf{y})||q(\mathbf{z}_0|\mathbf{z}_t, \mathbf{y})) = \sum_{\mathbf{z}_0} \tilde{p}_{\alpha}(\mathbf{z}_0|\mathbf{z}_t, \mathbf{y}) \left[\log \frac{\tilde{p}_{\alpha}(\mathbf{z}_0|\mathbf{z}_t, \mathbf{y})}{q(\mathbf{z}_0|\mathbf{z}_t)} - \log q(\mathbf{y}|\mathbf{z}_0) \right]. \quad (25)$$

This expression can be decomposed into two terms:

1. The first term represents the KL divergence between the variational distribution $\tilde{p}_{\alpha}(\mathbf{z}_0|\mathbf{z}_t, \mathbf{y})$ and the prior $q(\mathbf{z}_0|\mathbf{z}_t)$:

$$D_{\text{KL}}(\tilde{p}_{\alpha}(\mathbf{z}_0|\mathbf{z}_t, \mathbf{y})||q(\mathbf{z}_0|\mathbf{z}_t)) = \sum_{\mathbf{z}_0} \tilde{p}_{\alpha}(\mathbf{z}_0|\mathbf{z}_t, \mathbf{y}) \log \frac{\tilde{p}_{\alpha}(\mathbf{z}_0|\mathbf{z}_t, \mathbf{y})}{q(\mathbf{z}_0|\mathbf{z}_t)}. \quad (26)$$

2. The second term is the negative expected log-likelihood under the variational distribution:

$$\mathbb{E}_{\mathbf{z}_0 \sim \tilde{p}_{\alpha}(\mathbf{z}_0|\mathbf{z}_t, \mathbf{y})} [-\log q(\mathbf{y}|\mathbf{z}_0)] = - \sum_{\mathbf{z}_0} \tilde{p}_{\alpha}(\mathbf{z}_0|\mathbf{z}_t, \mathbf{y}) \log q(\mathbf{y}|\mathbf{z}_0). \quad (27)$$

Thus, the KL divergence between $\tilde{p}_{\alpha}(\mathbf{z}_0|\mathbf{z}_t, \mathbf{y})$ and $q(\mathbf{z}_0|\mathbf{z}_t, \mathbf{y})$ can be decomposed as follows:

$$D_{\text{KL}}(\tilde{p}_{\alpha}(\mathbf{z}_0|\mathbf{z}_t, \mathbf{y})||q(\mathbf{z}_0|\mathbf{z}_t, \mathbf{y})) = D_{\text{KL}}(\tilde{p}_{\alpha}(\mathbf{z}_0|\mathbf{z}_t, \mathbf{y})||q(\mathbf{z}_0|\mathbf{z}_t)) - \mathbb{E}_{\mathbf{z}_0 \sim \tilde{p}_{\alpha}(\mathbf{z}_0|\mathbf{z}_t, \mathbf{y})} [\log q(\mathbf{y}|\mathbf{z}_0)]. \quad (28)$$

This concludes the proof. \square

Lemma B.3. *The marginal distribution $q_{\text{sampling}}(\mathbf{z}_0|\mathbf{y})$ is identical to the target distribution $q(\mathbf{z}_0|\mathbf{y})$.*

Proof. We aim to show that:

$$q_{\text{sampling}}(\mathbf{z}_0|\mathbf{y}) = q(\mathbf{z}_0|\mathbf{y}). \quad (29)$$

Starting from the definition of q_{sampling} , we have:

$$q_{\text{sampling}}(\mathbf{z}_0|\mathbf{y}) = \sum_{\mathbf{z}_{1:T}} q_{\text{sampling}}(\mathbf{z}_{0:T}|\mathbf{y}) = \sum_{\mathbf{z}_{1:T}} q(\mathbf{z}_T|\mathbf{y}) \prod_{t=1}^T q(\mathbf{z}_{t-1}|\mathbf{z}_t, \mathbf{y}). \quad (30)$$

Next, we can express $q(\mathbf{z}_T|\mathbf{y})$ using the sum over \mathbf{z}'_0 :

$$q(\mathbf{z}_T|\mathbf{y}) = \sum_{\mathbf{z}'_0} q(\mathbf{z}'_0|\mathbf{y})q(\mathbf{z}_T|\mathbf{z}'_0). \quad (31)$$

Substituting Eq. (31) into Eq. (30), we get:

$$q_{\text{sampling}}(\mathbf{z}_0|\mathbf{y}) = \sum_{\mathbf{z}_{1:T}} \sum_{\mathbf{z}'_0} q(\mathbf{z}'_0|\mathbf{y})q(\mathbf{z}_T|\mathbf{z}'_0) \prod_{t=1}^T q(\mathbf{z}_{t-1}|\mathbf{z}_t, \mathbf{y}). \quad (32)$$

Rewriting the sums, we have:

$$q_{\text{sampling}}(\mathbf{z}_0|\mathbf{y}) = \sum_{\mathbf{z}'_0} q(\mathbf{z}'_0|\mathbf{y}) \left(\sum_{\mathbf{z}_{1:T}} q(\mathbf{z}_T|\mathbf{z}'_0) \prod_{t=1}^T q(\mathbf{z}_{t-1}|\mathbf{z}_t, \mathbf{y}) \right). \quad (33)$$

The inner sum over $\mathbf{z}_{1:T}$ represents the probability of transitioning from \mathbf{z}'_0 to \mathbf{z}_0 through the forward and reverse processes. In the star-shaped noise process, the forward transition $q(\mathbf{z}_T|\mathbf{z}'_0)$ followed by the reverse transitions $\prod_{t=1}^T q(\mathbf{z}_{t-1}|\mathbf{z}_t, \mathbf{y})$ effectively collapses back to \mathbf{z}'_0 , since the reverse transitions are designed to invert the forward process.

Therefore, the inner sum simplifies to:

$$\sum_{\mathbf{z}_{1:T}} q(\mathbf{z}_T|\mathbf{z}'_0) \prod_{t=1}^T q(\mathbf{z}_{t-1}|\mathbf{z}_t, \mathbf{y}) = \delta_{\mathbf{z}_0, \mathbf{z}'_0}, \quad (34)$$

where δ is the Kronecker delta function, equal to 1 when $\mathbf{z}_0 = \mathbf{z}'_0$ and 0 otherwise.

Thus, we have:

$$q_{\text{sampling}}(\mathbf{z}_0|\mathbf{y}) = \sum_{\mathbf{z}'_0} q(\mathbf{z}'_0|\mathbf{y}) \delta_{\mathbf{z}_0, \mathbf{z}'_0} = q(\mathbf{z}_0|\mathbf{y}), \quad (35)$$

which proves the lemma. \square

C DETAILS ON EXPERIMENTS

C.1 IMAGE INVERSE PROBLEMS

Implementation of Forward Operators and Dataset Selection In our image inverse problem experiments, the definition and implementation of the forward operator are based on the DPS implementation². To ensure a diverse representation of ImageNet classes without genre bias, we select a subset consisting of 100 images from classes 0, 10, ..., 990 using the `imagenet_val_1k.txt` provided by Pan et al. (2021)³. For our experiments with the FFHQ dataset, we use images 0, 1, ..., 99 from the validation set.

C.2 IMPLEMENTATION DETAILS OF G2D2 IN INVERSE PROBLEM SETTINGS

The implementation of G2D2 is based on the VQ-Diffusion model from the `diffusers` library⁴. For the prior model, we use the pre-trained model available at <https://huggingface.co/microsoft/vq-diffusion-ithq>. In our experiments, the number of time steps T for sampling is set to 100.

Parameterization of Star-Shaped Noise Process In G2D2, the star-shaped noise process follows the same cumulative transition probability $q(\mathbf{z}_t|\mathbf{z}_0)$ as the original Markov noise process. For the Markov noise forward process where $q(\mathbf{z}_t|\mathbf{z}_{t-1})$ is defined using Q_t as in Equation 2, the cumulative transition probability is computed as $q(\mathbf{z}_{t,i}|\mathbf{z}_0) = \mathbf{v}^\top(z_{t,i}) \bar{Q}_t \mathbf{v}(z_{0,i})$, where $\bar{Q}_t = Q_t \cdots Q_1$. Here, \bar{Q}_t can be computed in closed form as:

$$\bar{Q}_t \mathbf{v}(z_{0,i}) = \bar{\alpha}_t \mathbf{v}(z_{0,i}) + (\bar{\gamma}_t - \bar{\beta}_t) \mathbf{v}(K+1) + \bar{\beta}_t, \quad (36)$$

where $\bar{\alpha}_t = \prod_{i=1}^{t-1} \alpha_i$, $\bar{\gamma}_t = 1 - \prod_{i=1}^{t-1} (1 - \gamma_i)$, and $\bar{\beta}_t = (1 - \bar{\alpha}_t - \bar{\gamma}_t)/(K+1)$. These parameters can be calculated and stored in advance. The parameter settings follow those used during the training of the prior model. Specifically, $\bar{\alpha}_1$ is set to 0.99999, $\bar{\alpha}_T$ to 0.000009, $\bar{\gamma}_1$ to 0.000009, and $\bar{\gamma}_T$ to 0.99999. For both $\bar{\alpha}_t$ and $\bar{\gamma}_t$, values are linearly interpolated between steps 1 and T . This scheduling results in a linear increase in the number of [MASK] states as t increases, ultimately leading to all variables transitioning to the [MASK] state. Additionally, the transition probability β_t between unmasked tokens is set to be negligibly small, as $\bar{\alpha}_t$ and $\bar{\gamma}_t$ sum to nearly 1.

²<https://github.com/DPS2022/diffusion-posterior-sampling>

³<https://github.com/XingangPan/deep-generative-prior/>

⁴https://huggingface.co/docs/diffusers/main/en/api/pipelines/vq_diffusion

Optimization in the Algorithm and Instantiation of the Objective Function In the continuous optimization phase, we optimize the parameters α of the categorical distribution using the Adam optimizer. The optimization objective is a weighted sum of the KL divergence term and the likelihood term, defined as:

$$\alpha_t = \arg \min_{\alpha_t} \{ \eta_{\text{KL}} D_{\text{KL}}(\tilde{p}_{\alpha}(\mathbf{z}_0 | \mathbf{z}_t, \mathbf{y}) \| \tilde{p}_{\theta}(\mathbf{z}_0 | \mathbf{z}_t)) + \|\mathbf{y} - \mathbf{A}\mathbf{x}_0(\alpha_t)\|_2 \}, \quad (37)$$

where η_{KL} controls the trade-off between the KL term and the likelihood term.

Marginalization over \mathbf{z}_0 in Algorithm 1 The marginalization over \mathbf{z}_0 in line 10 of Algorithm 1, specifically the term $\sum_{\mathbf{z}_0} q(\mathbf{z}_{t-1} | \mathbf{z}_0) \tilde{p}_{\alpha}(\mathbf{z}_0 | \mathbf{z}_t, \mathbf{y})$, can be computed in closed form. This computation is feasible because both distributions involved in the marginalization are dimensionally independent categorical distributions, as discussed by Austin et al. (2021) and Gu et al. (2022).

Dynamic Learning Rate and KL Coefficient Scheduling Some parameters are dynamically adjusted during inference. Both the learning rate for Adam (l_{Adam}) and the KL divergence coefficient (η_{KL}) are scheduled using weight vectors that decay logarithmically over the inference steps. These weights are computed based on initial scaling factors.

The learning rate weight vector w_{lr} and the KL coefficient weight vector w_{KL} are defined as follows:

$$w_{\text{lr}}(t) = 10^{\left(\frac{\lambda_{\text{lr, schedule}}}{2} \cdot \left(\frac{2t}{T} - 1\right)\right)},$$

$$w_{\text{KL}}(t) = 10^{\left(\frac{\lambda_{\text{KL, schedule}}}{2} \cdot \left(\frac{2t}{T} - 1\right)\right)}.$$

Here, $\lambda_{\text{lr, schedule}}$ and $\lambda_{\text{KL, schedule}}$ represent the initial scaling factors for the learning rate and KL coefficient, respectively, and T is the total number of inference steps. When $\lambda_{\text{lr, schedule}} > 0$, the learning rate weight vector $w_{\text{lr}}(t)$ starts with relatively large values when t is large and decays exponentially as t decreases. Specifically, $w_{\text{lr}}(t)$ reaches its minimum near $t = 1$ and its maximum near $t = T$. This scheduling enables stronger optimization during the initial inference steps, with the learning rate gradually decreasing in the later steps.

At each step t , the parameters are set as follows:

$$l_{\text{Adam}}(t) = l_{\text{Adam, base}} \cdot w_{\text{lr}}(t), \quad \eta_{\text{KL}}(t) = \eta_{\text{KL, base}} \cdot w_{\text{KL}}(t).$$

Task-Specific and Common Hyperparameters The hyperparameters for Gaussian deblurring and super-resolution tasks used in the experiments are shown in Table 3.

The following hyperparameters are shared across all experiments: The number of iterations for the optimization is set to 30, the temperature for Gumbel-Softmax relaxation is 1.0, and the forget coefficient is 0.3. For the classifier-free guidance scale, we use 5.0 in ImageNet experiments and 3.0 in FFHQ experiments.

C.3 G2D2 WITH MARKOV NOISE PROCESS

As discussed in Section 4.3, a variant of G2D2 can be derived by introducing the original Markov noise process in the graphical model. In that case, the algorithm is shown in Algorithm 2. The key point here is that the $q_{\text{Markov}}(\mathbf{z}_{t-1} | \mathbf{z}_0, \mathbf{z}_t)$ part is identical to that of the original Markov noise process, which is expressed as

$$q_{\text{markov}}(z_{t-1,i} | \mathbf{z}_0, \mathbf{z}_t) = \frac{(\mathbf{v}^{\top}(z_{t,i}) Q_t \mathbf{v}(z_{t-1,i})) (\mathbf{v}^{\top}(z_{t-1,i}) \bar{Q}_{t-1} \mathbf{v}(z_{0,i}))}{\mathbf{v}^{\top}(z_{t,i}) \bar{Q}_t \mathbf{v}(z_{0,i})}. \quad (38)$$

In the mask-absorbing type of Markov noise process, this posterior distribution does not revert tokens that have once become unmasked states back to masked tokens. As a result, it becomes difficult to correct errors that occur in the early stages of sampling in subsequent steps.

C.4 SETTINGS FOR COMPARISON METHODS

In this subsection, we detail the experimental settings for the comparison method.

Dataset	Task	Hyperparameter	Value
ImageNet	Gaussian Deblurring	$\eta_{\text{KL, base}}$	0.0003
		$\lambda_{\text{KL, schedule}}$	2.0
		$l_{\text{Adam, base}}$	1.0
		$\lambda_{\text{lr, schedule}}$	0.5
ImageNet	Super-resolution	$\eta_{\text{KL, base}}$	0.0001
		$\lambda_{\text{KL, schedule}}$	2.0
		$l_{\text{Adam, base}}$	0.5
		$\lambda_{\text{lr, schedule}}$	2.0
FFHQ	Gaussian Deblurring	$\eta_{\text{KL, base}}$	0.0003
		$\lambda_{\text{KL, schedule}}$	2.0
		$l_{\text{Adam, base}}$	0.5
		$\lambda_{\text{lr, schedule}}$	0.5
FFHQ	Super-resolution	$\eta_{\text{KL, base}}$	0.0003
		$\lambda_{\text{KL, schedule}}$	2.0
		$l_{\text{Adam, base}}$	0.3
		$\lambda_{\text{lr, schedule}}$	2.0

Table 3: Hyperparameters for Gaussian Deblurring and Super-resolution tasks on ImageNet and FFHQ datasets.

Algorithm 2 G2D2 with Markov Noise Process

Require: Input condition \mathbf{y} , pre-trained discrete diffusion model p_θ , forget coefficient γ

- 1: $\mathbf{z}_T \sim q(\mathbf{z}_T)$
- 2: **for** $t = T, \dots, 1$ **do**
- 3: **if** $t = T$ **then**
- 4: Initialize: $\alpha_t = \log \tilde{p}_\theta(\mathbf{z}_0 | \mathbf{z}_t)$
- 5: **else**
- 6: Initialize: $\alpha_t = \exp(\gamma \log \alpha_{t+1} + (1 - \gamma) \log \tilde{p}_\theta(\mathbf{z}_0 | \mathbf{z}_t))$
- 7: **end if**
- 8: // continuous optimization
- 9: $\alpha_t = \arg \min_{\alpha_t} D_{\text{KL}}(\tilde{p}_\alpha(\mathbf{z}_0 | \mathbf{z}_t, \mathbf{y}) || \tilde{p}_\theta(\mathbf{z}_0 | \mathbf{z}_t)) - \mathbb{E}_{\mathbf{z}_0 \sim \tilde{p}_\alpha(\mathbf{z}_0 | \mathbf{z}_t, \mathbf{y})} [\log q(\mathbf{y} | \mathbf{z}_0)]$
- 10: Sample $\mathbf{z}_{t-1} \sim p_\alpha(\mathbf{z}_{t-1} | \mathbf{z}_t, \mathbf{y}) = \sum_{\mathbf{z}_0} q_{\text{Markov}}(\mathbf{z}_{t-1} | \mathbf{z}_0, \mathbf{z}_t) \tilde{p}_\alpha(\mathbf{z}_0 | \mathbf{z}_t, \mathbf{y})$
- 11: // Note: The term $q_{\text{Markov}}(\mathbf{z}_{t-1} | \mathbf{z}_0, \mathbf{z}_t)$ uses the posterior distribution of the original Markov noise process.
- 12: **end for**
- 13: **return** \mathbf{x}_0 by decoding \mathbf{z}_0

DPS (Chung et al., 2023) We use the same parameter settings as described in the original paper. The guidance scale is set to 1.0 for FFHQ & Super resolution, 1.0 for FFHQ & Gaussian deblurring, 1.0 for ImageNet & Super resolution, and 0.4 for ImageNet & Gaussian deblurring. The number of time steps is set to 1000. For pre-trained models, we use the unconditional model provided by Dhariwal & Nichol (2021)⁵ for ImageNet. For FFHQ, we use the model provided by Choi et al. (2021)⁶.

DDRM (Kawar et al., 2022) We use the official implementation⁷. The time steps are set to $T = 20$, with $\eta = 0.85$ and $\eta_b = 1.0$ as the hyperparameters. For ImageNet, we use the same pre-trained model as DPS. Although there is no official implementation using a pre-trained model trained on FFHQ, both DDRM and Choi et al. (2021) are based on the implementation of Dhariwal & Nichol (2021). Therefore, in our experiments, DDRM uses the same pre-trained model as DPS.

PSLD (Rout et al., 2023) We use the official implementation⁸. For the pre-trained model, we employ stable-diffusion v-1.5 (Rombach et al., 2022)⁹. As this model handles 512×512 pixel images, we first upscale the ground truth image to 512×512 . We then apply the forward operator to the upscaled image and use the result as observed data for our method. Finally, we downsample the output to 256×256 . For hyperparameters, we use $\eta = 1.0$ and $\gamma = 0.1$.

ReSample (Song et al., 2024) We use the official implementation¹⁰. For pre-trained models, we employ two models from the latent diffusion models repository¹¹: LDM-VQ-4 trained on FFHQ, and LDM-VQ-8 trained on ImageNet with class conditioning. We use $T = 500$ DDIM steps with τ set to 10^{-4} . The maximum number of optimization steps is set to 500. The variance hyperparameter γ is set to 40. For the ImageNet experiments, we input the class labels of the ground truth data to the model.

C.5 GPU MEMORY USAGE AND COMPUTATIONAL SPEED

We analyze the GPU memory consumption and computational speed of our proposed method, G2D2, in comparison with other methods. Table 4 presents an overview of these metrics for various methods. The measurements are conducted using a single NVIDIA A6000 GPU for the Gaussian deblurring task on ImageNet. G2D2 has the lowest memory usage among all methods and the fastest computational speed among gradient-based methods.

Table 4: Comparison of GPU Memory Usage and Computational Speed

Method	GPU Memory Usage (GiB)	Computational Time (s)
G2D2 (Proposed)	4.7	194
DPS	10.7	277
DDRM	5.8	4
PSLD	20.9	738
ReSample	7.1	555

C.6 IMPACT OF THE FORGET COEFFICIENT

Figure 7 shows the reduction in the loss function and the final results for the Gaussian deblurring task on ImageNet when the forget coefficient is set to 0.3 and 1.0. The case with a forget coefficient of 1.0 corresponds to not using the optimization results from the previous step at all. Introducing the forget coefficient allows for a faster reduction in the loss function and achieves higher performance with the same computational resources.

⁵<https://github.com/openai/guided-diffusion>

⁶https://github.com/jychoi118/ilvr_adm

⁷<https://github.com/bahjat-kawar/ddrm>

⁸<https://github.com/LituRout/PSLD>

⁹<https://github.com/CompVis/stable-diffusion>

¹⁰<https://github.com/soominkwon/resample>

¹¹<https://github.com/CompVis/latent-diffusion>

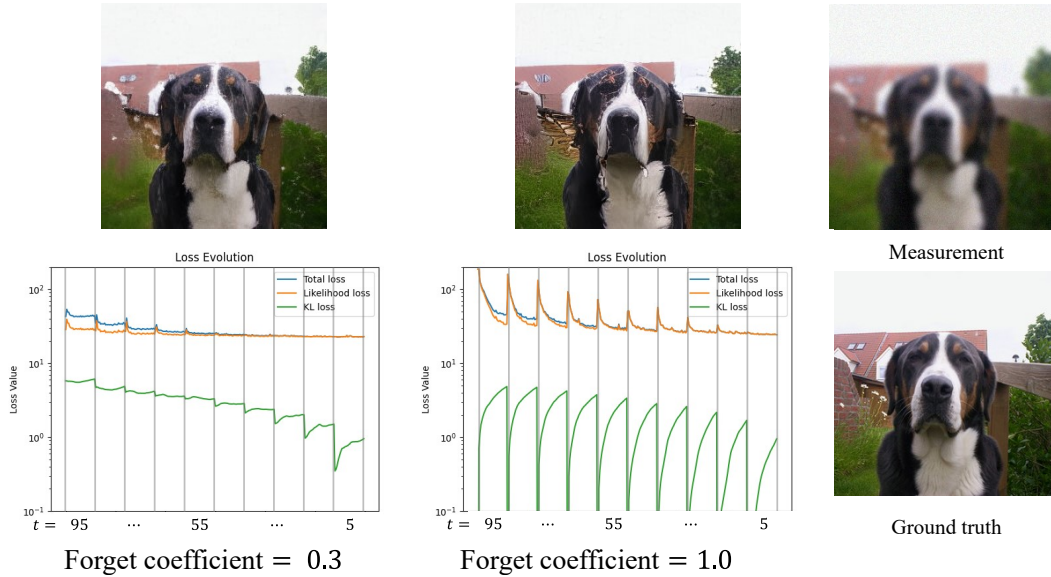


Figure 7: Reduction in the loss function and final results for the Gaussian deblurring task on ImageNet with forget coefficients of 0.3 and 1.0. The forget coefficient of 1.0 corresponds to not using the optimization results from the previous step.

C.7 ADDITIONAL QUALITATIVE RESULTS OF G2D2 AND COMPARISON METHODS.

We present additional qualitative results of G2D2 and comparison methods. Figures 8 through 11 showcase the results for super-resolution (SR) and Gaussian blur (GB) tasks on ImageNet and FFHQ datasets.




Figure 8: Qualitative results of G2D2 and comparison methods.




Figure 9: Qualitative results of G2D2 and comparison methods.




Figure 10: Qualitative results of G2D2 and comparison methods.

C.8 ADDITIONAL QUALITATIVE RESULTS OF G2D2 WITH MARKOV NOISE PROCESS

To compare G2D2 and G2D2 with Markov noise process, we present their respective qualitative results in Figures 12 and 13. The latter approach does not include re-masking operations in the sampling process, which means that once a token becomes unmasked, it cannot be modified in




Figure 11: Qualitative results of G2D2 and comparison methods.

subsequent iterations. The unnatural artifacts observed in the resulting images are likely attributable to this limitation. This observation underscores the validity of adopting the star-shaped noise process in our proposed method.

C.9 INVERSE PROBLEMS ON MOTION DATA

We develop G2D2 based on the official implementation of MMM (Pinyoanuntapong et al., 2024)¹². This method learns a masked generative model on the discrete latent space obtained by a motion tokenizer trained on the VQVAE framework (Van Den Oord et al., 2017). G2D2 uses the provided pre-trained model as a prior distribution.

We conduct experiments on the path following task (Song et al., 2023b; Uchida et al., 2024). The objective is to generate motion data $\mathbf{m}_0 \in \mathbb{R}^{d_m \times L}$ that follows a given path $\mathbf{y}_{\text{path}} \in \mathbb{R}^{3 \times L}$. Here, \mathbf{y}_{path} represents the coordinates of the hip joint at each time frame, L denotes the number of frames in the motion data, and d_m is the dimensionality of each motion data point.

The likelihood loss used in the optimization process of G2D2 measures how closely the generated motion follows the target path. It is defined as

$$\log q(\mathbf{y}_{\text{path}} | \mathbf{m}_0) = \sum_{l=1}^L \|\mathbf{y}_{\text{path},l} - \mathbf{A}_{\text{path}} \mathbf{m}_{0,l}\|_2, \quad (39)$$

where \mathbf{A}_{path} is a linear operator that extracts the path across the frames.

In our experiments, we use two types of paths (forward: a path moving forward at a constant speed, and zigzag: a path moving forward while zigzagging) and two prompts: "A person walks with his hands up" and "A person does a cart wheel." We also perform unconditional generation. The qualitative results are shown in Figure 14.

We conduct experiments with a total of $T = 25$ time steps. For hyperparameters, we set the number of iterations for optimization to 20 and the Gumbel-Softmax temperature to 1.0. The forget coefficient is set to 0.7. We adopt the dynamic learning rate scheduling described in the Appendix C.2.

¹²<https://github.com/exitudio/MMM>




Figure 12: Qualitative results comparing G2D2 and G2D2 with Markov noise process (Super-resolution task).

The base Adam learning rate $l_{\text{Adam, base}}$ is set to 0.3, and the KL divergence weight η_{KL} is set to 0.05. Additionally, we set $\lambda_{\text{KL, schedule}}$ and $\lambda_{\text{lr, schedule}}$ to 0.0 and 1.0, respectively.




Figure 13: Qualitative results comparing G2D2 and G2D2 with Markov noise process (Gaussian deblurring task).

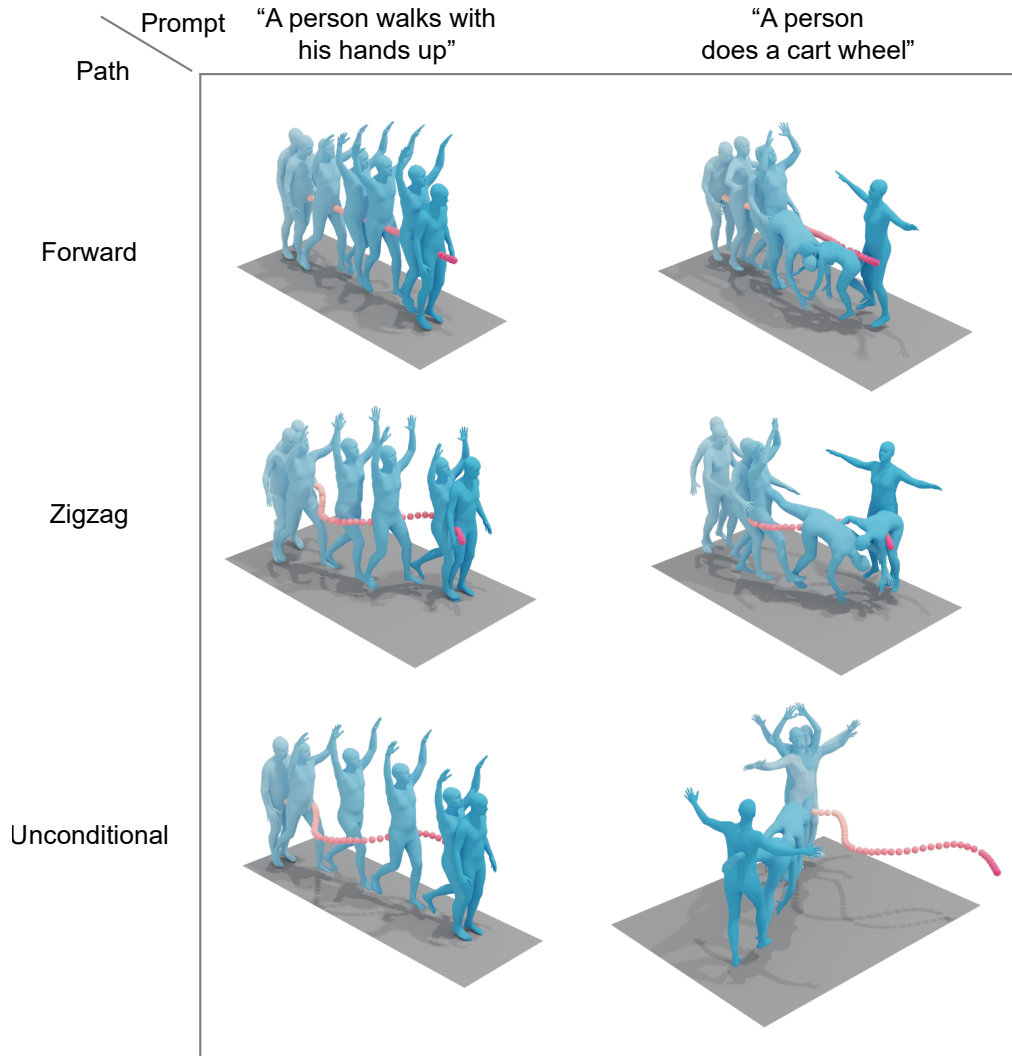


Figure 14: Qualitative results of motion inverse problem solving.