

Revisiting SLO and Goodput Metrics in LLM Serving

Zhibin Wang¹, Shipeng Li¹, Yuhang Zhou¹, Xue Li², Rong Gu¹,
Nguyen Cam-Tu¹, Chen Tian¹, Sheng Zhong¹

¹State Key Laboratory for Novel Software Technology, Nanjing University,
²Alibaba Group

Abstract

Large language models (LLMs) have achieved remarkable performance and are widely deployed in various applications, while the serving of LLM inference has raised concerns about user experience and serving throughput. Accordingly, service level objectives (SLOs) and goodput—the number of requests that meet SLOs per second—are introduced to evaluate the performance of LLM serving. However, existing metrics fail to capture the nature of user experience. We observe two ridiculous phenomena in existing metrics: 1) delaying token delivery can smooth the tail time between tokens (tail TBT) of a request and 2) dropping the request that fails to meet the SLOs midway can improve goodput. In this paper, we revisit SLO and goodput metrics in LLM serving and propose a unified metric framework *smooth goodput* including SLOs and goodput to reflect the nature of user experience in LLM serving. The framework can adapt to specific goals of different tasks by setting parameters. We re-evaluate the performance of different LLM serving systems under multiple workloads based on this unified framework and provide possible directions for future optimization of existing strategies. We hope that this framework can provide a unified standard for evaluating LLM serving and foster researches in the field of LLM serving optimization to move in a cohesive direction.

1 Introduction

Large language models (LLMs) have achieved remarkable performance in many tasks and are widely deployed in various applications, such as chatbots (OpenAI, 2024; Zheng et al., 2024; Montagna et al., 2023) and virtual assistants (Vu et al., 2024; Dong et al., 2023). When service providers (SPs) offer LLM services to users, they face two major challenges. First, as model size and sequence length escalate, SPs must allocate significant computational resources, dramatically

increasing the cost of service. Second, to ensure a satisfactory user experience, SPs must consider the constraints from the user. Therefore, many works are dedicated to improving the resource utilization efficiency of LLM serving systems (Yu et al., 2022; Kwon et al., 2023; Agrawal et al., 2024a), while others further consider ensuring meeting Service Level Objectives (SLOs) to improve users experience (Patel et al., 2023; Agrawal et al., 2024b; Zhong et al., 2024; Cheng et al., 2024; Patke et al., 2024). Different optimization objectives lead to different optimization dimensions in these works.

Specially, to evaluate user experience in LLM serving systems, many indicators have been used in previous work, such as time to first token (TTFT), and time between tokens (TBT). To further evaluate the performance of LLM serving systems ensuring the SLOs, metrics such as SLO attainment, goodput and capacity are proposed. However, we observe that these metrics fail to capture the nature of user experience. Moreover, the solutions based on these metrics may lead in the wrong direction.

TBT is too tight for overall user experience while TPOT is too loose. TBT measures the time interval between each token within a request, while TPOT only reflects the average interval between them. Considering the following example, a serving system delivers 10 tokens to users quickly, then encounters a 1-second stall, and continues to deliver tokens. The tail TBT of this request is as long as 1 second, while users still have a good experience as they have enough tokens to read during the stall. Conversely, if users do not have enough information to process, such pauses can be a loss for user experience. For example, if the system delivers only 2 tokens before the 1-second stall, users will have to wait with nothing to read. In other words, the cost of iterations with high latency is shared with *previous* iterations.

Recent work Sarathi-Serve (Agrawal et al.,

2024b) proposes chunked prefills to reduce tail TBT. We indicate that it is actually similar to pre-pone the several tokens to be decoded in the future and delay the delivery of these tokens to smooth the tail TBT. However, users prefer to receive tokens as soon as possible, and the delay of token delivery is not reasonable in practice. This is attributed to the fact that the TBT only considers the time between tokens, but ignores the delivered tokens that users can read during stalls.

Goodput results in discarded requests. Goodput is a metric that can reflect the throughput of the service that successfully meets the SLOs. However, existing metrics definitions focus on requests that meet SLOs and ignore the contribution of requests that are missed. Therefore, the optimal strategy seems to be to give up the requests that have already missed the SLOs. Obviously, it is not a good choice for users. We argue that the requests that missed the SLO requirements are still valuable, and the benefits of all the requests should be carefully considered.

In this paper, we revisit SLO and goodput metrics in LLM serving systems and identify the limitations of existing metrics. As indicated in (Egger et al., 2012), the user experience in streaming services is affected by the waiting time without information to process. In other words, if the user has enough information to process, the occasional stalls (large TBT) may not reduce the user experience at all. Figure 1 illustrates how the streaming output affects user experience. The horizontal red line marked on the time axis indicates two types of waiting times: 1) the wait time to receive the first token (TTFT) and 2) the wait time for subsequent tokens that are generated slower than the user’s reading speed(indicated by the reference line). At the beginning, the user experience is poor when the user has to wait for the first token. Subsequently, as the read speed is faster than the generation speed, the user still suffers from waiting. However, after the black turning point in the middle of the line, which indicates the longest time that the user should wait, the user experience no longer getting worse. Though in the three red circles, the TBT is large, the user experience remains unaffected as the user has enough cached tokens to read. The user may not even notice the three long stalls occur in the circle (the user is reading the delivered information).

To better model the user experience in LLM serv-

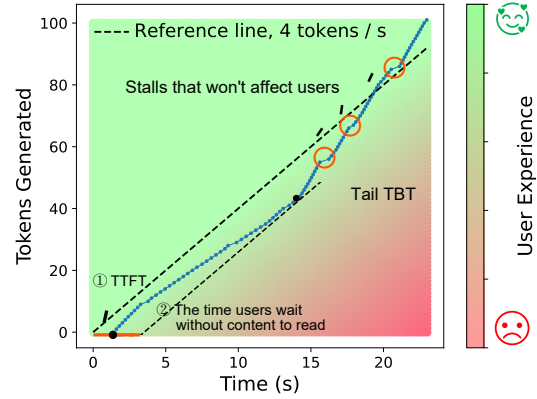


Figure 1: Illustration of token generation timeline in LLM serving systems and its impact on user experience. The red area indicates affected user experience. For a single request, the overall user experience is determined by the total waiting time, represented as a red line on the time axis. Conversely, due to characteristics of user processing the output information, some longer TBTs do not result in perceived degradation of experience.

ing systems, we redesigned the token-level SLO metrics to define reasonable deadlines for each token relative to the first token, rather than relative to the previous one. Upon the new SLO metric, we introduce the *smooth goodput* to evaluate the performance of LLM serving systems. The smooth goodput considers the benefits of generating tokens as well as the punishment of user waiting time without tokens to read.

Based on this unified framework, we re-evaluate the performance of different LLM serving systems under multiple workloads. According to the regularity of the performance, we provide possible directions for future optimization of existing strategies.

2 Background and Related Works

In this section, we revisit the background of LLM serving, including the autoregressive inference, mainstream LLM serving systems, and metrics to evaluate their serving quality. Based on these metrics, many scheduling strategies have been proposed.

2.1 Streaming LLM Serving

Pre-trained LLMs are widely deployed in production environments for different downstream tasks, including chatbot, code generation, text summarization, and so on. LLMs process autoregressive inference to generate output tokens based on input prompts.

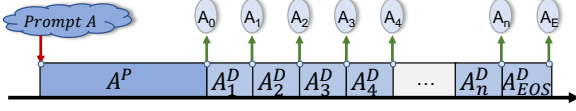


Figure 2: LLM Autoregressive Inference.

Specifically, a prompt of length k can be represented as a token sequence (t_1, t_2, \dots, t_k) . The output generated by the LLM is also a token sequence of length n , denoted as $(t_{k+1}, t_{k+2}, \dots, t_{k+n})$. The entire process consists of n iterations, where each iteration generates a token. In the current iteration, the prompt and the tokens generated in previous iterations are concatenated as the input. Based on the characteristics of computation and memory access, these iterations can be divided into two phases: *pre-fill* and *decode*. As shown in Fig. 2, in the prefill phase, the LLM processes the entire prompt within a single iteration and generates the first token A_0 . The following decode phases generate the subsequent tokens (A_1, A_2, \dots, A_n) one by one, ending with the generation of the EOS token A_E .

2.2 LLM Serving Metrics

The metrics used to evaluate the performance of LLM serving can be divided into two main groups: SLOs that represent user experience and indicators that assess performance under SLO constraints.

As the protocol between the service provider and the user, SLOs have been widely used in LLM serving systems to support better user experience (Patel et al., 2023; Agrawal et al., 2024b; Zhong et al., 2024; Stojkovic et al., 2024; Cheng et al., 2024). Therefore, SLOs constrain the service to not only focus on throughput but also to provide satisfactory service quality to users. As shown in Figure 3, the mainstream SLOs in LLM serving systems are discussed as follows:

- **E2E (End-to-End) Latency and TPOT (Time-per-Output-Token):** E2E latency and TPOT are base metrics in LLM serving. E2E latency reflects the time taken for a request (or a batch of requests) from committed by users to when it completed and delivered to users. It directly reflects the total time users consume to receive the output. Considering the output lengths of different requests are different, TPOT is proposed to reflect the average time taking to generate a token (sometimes excluding the first token). These two metrics can be converted to each other.

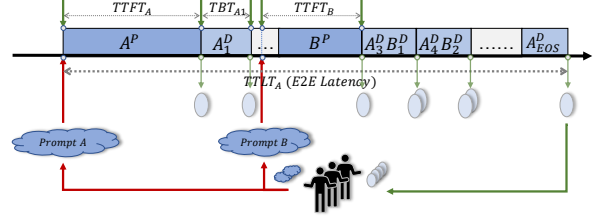


Figure 3: Existing Metrics of LLM Serving. ① TTFT includes the time spent queuing and executing the prefill phase. ② TBT represents the time interval between the delivery of the previous and the current token of the request. ③ The E2E latency, TPOT and TTLT (Time-to-Last-Token) can be converted to each other. Note that we ignore the different between token generation and its delivery to users.

- **TTFT (Time-to-First-Token) and TBT (Time-between-Tokens):** TTFT and TBT further delve into each token in LLM serving. TTFT represents the time taken for the generation of the first output token. While TBT represents the fine-grained time interval between two adjacent tokens of a request.

Based on these SLOs, some high-level metrics have been proposed to measure the performance of the system in providing services:

- **SLO attainment:** SLO attainment is used to describe the proportion of requests that meet the SLOs. Low SLO attainment indicates that the current system configuration is unable to handle the workload, and additional resources or configuration optimizations are needed. Capacity is defined as the maximum request rate under the constraint of certain SLO attainment.
- **Goodput:** Goodput is defined as the number of completed requests that meet the SLOs per second. It considers the trade-off between the resource utilization and user experience. Low request rate leads to low resource utilization and reduces the goodput. Conversely, high request rate results in more requests exceeding the SLOs, which also reduces goodput.

In practical deployments, the sheer volume of requests poses significant challenges to both resource utilization and user experience. Consequently, numerous efforts are directed towards optimizing scheduling strategy to achieve superior service quality. Based on their evaluation metrics,

these works can broadly be categorized into three primary domains:

Throughput-optimal LLM serving systems. Orca (Yu et al., 2022) introduces the continuous batching, dynamically constructing and processing batches, thereby fully leveraging the parallelism of GPUs. Building upon this, vLLM (Kwon et al., 2023) further incorporates paged attention, which notably enhances computation throughput, and reduces operational costs. Consequently, it has been widely adopted and established itself as the SOTA framework for inference services.

SLO attainment-optimal LLM serving systems. Splitwise (Patel et al., 2023) propose splitting pre-fill and decode phases to separate device due to their different features of computing and memory access. TetriInfer (Hu et al., 2024) adopts similar methods to improve TTFT and JCT (Job-Completion-Time) with less resources. Sarathi-Serve (Agrawal et al., 2024b) introduce chunked-prefills and stall-free batching to mitigate the stall of generation. SCOOT (Cheng et al., 2024) observes that unreasonable parameter settings of LLM serving engines can lead to an increase in SLO violations. They propose an automatic tuning system to optimize the parameters of engines. QLM (Patke et al., 2024) emphasizes the impact of waiting time and execution time on achieving the SLO on E2E latency. Fu et al. utilize ranking information to schedule requests, and propose the *max waiting time* to describe the maximum time interval that users wait, which is equal to the maximum value of the TTFT and all TBTs, to demonstrate their contribution to mitigating the HOL (Head of Line) problem. These works help to improve SLO attainment defined on different metrics, enabling more requests to be served under SLO requirements, but ignore the the connection between user information consumption and token delivery.

Goodput-optimal LLM serving systems. By avoiding the interference between prefill and decode phases, DistServe (Zhong et al., 2024) achieves higher goodput under the same SLO requirements on TTFT and TPOT. That is, more request that meet the SLOs can be served per second. In fact, there has been goodput-optimal works on DNNs before (Zhang et al., 2023).

In summary, despite the diverse metrics, certain projects such as Splitwise, Distserve, and TetriInfer have identified analogous optimization opportuni-

ties. However, the inability to directly compare the effectiveness of these optimizations across different measurement systems poses challenges in making informed optimization choices. Furthermore, the rationality of the metrics themselves is a crucial factor that necessitates consideration during deployment.

3 Revisiting the SLOs

We revisit the design of SLOs of recent works on LLM serving and demonstrate that existing SLOs are irrational, and propose a new token-level SLO that is more aligned with user experience, focusing on the relationship between the information processing of the user and the delivery of information by the service.

3.1 A Framework of SLOs

To align various SLOs, we introduce a unified framework of SLOs that can be customized to represent the various requirements proposed in different workloads. We notice that the token-level SLOs of existing works can be viewed as setting the deadline for the generation time of each token, whereas request-level SLOs only care about the generation time of the last token.

Definition. We define the deadline of the i -th output token of a request as d_i , while t_i is the actual generation time of the i -th output token. Therefore, the SLO constraints can be formulated as:

$$\forall i, t_i \leq d_i. \quad (1)$$

Customization of existing SLOs. The framework can be customized to represent the various requirements proposed in different works by adjusting the deadline of each token. The details customization of existing SLOs are following:

- **TTFT and TBT.**

$$d_i = \begin{cases} TTFT, & i = 1, \\ t_{i-1} + TBT, & i > 1. \end{cases} \quad (2)$$

Notice that the deadline of the i -th token is determined by the generation time of the previous token, which, as we will show, is not aligned with user experience.

- **End-to-end latency.**

$$d_i = E2E, \quad (3)$$

where $E2E$ is the time of end-to-end latency. Obviously, if the last token is generated before the end-to-end latency, the request meets the SLO. As aforementioned, the end-to-end latency is a very loose constraint, which is not aligned with user experience all the time.

3.2 Optimization on Existing SLOs

Consider the situation shown in Figure 4, there are two requests A and B from users, where request A is in the decode phase and request B is just scheduled to the prefill phase. Due to the prefill-prioritizing principle for improving throughput in vLLM, the decode phase of the following tokens for request A will be stalled until the prefill phase of request B is finished, which results in a generation stall, i.e., a large TBT between A_5^D and A_6^D . Therefore, Sarathi-Serve splits the prefill phase of B into multiple chunks (B_1^P, B_2^P, B_3^P) and fuses them with the decode phases of request A in the same batch. Specifically, one prefill chunk of request B will attach decoding one token of request A, like $A_6^D B_1^P$, $A_7^D B_2^P$ and $A_8^D B_3^P$. Assuming the prefill stage of B is split into n_c chunks, the stall time of A is approximately reduced to about $\frac{1}{n_c}$ of the original. By this way, the stall time is smoothed, resulting in a smaller TBT. However, we observe that the absolute latency from decode tokens of request B (B_1^D, B_2^D, \dots) will not benefit from the optimization. Further, our concern arises that this slicing approach, by introducing frequent assessments of the KV cache, may inadvertently lead to an increase in overall latency rather than a decrease.

To summarize, the chunked-prefills smooths the TBT by slicing the prefill phase and fusing them with the decode phases of other requests. This provides an insight that instead of slicing, can we manually schedule the prefill and decode phases and achieve better performance?

3.3 A Naive Imitation of Sarathi-Serve

We propose a naive imitation strategy, called *decode prepone*, which can achieve a comparable effect to chunked prefills on TBT by simply scheduling without slicing. As shown in Figure 4, specifically, the next n decode tokens for request A (A_6^D and A_7^D) are preponed to be generated before the prefill of request B starts. Meanwhile, instead of directly outputting these tokens of request A, which can result in large TBT between n -th token (A_7^D) to $n+1$ -th token (A_8^D), we smoothly output these

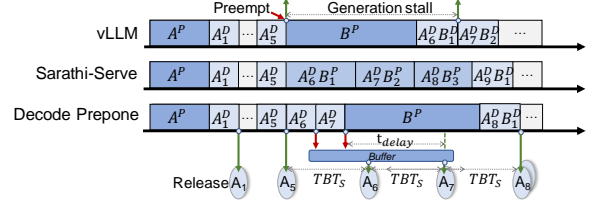


Figure 4: A simple illustration of iteration scheduling strategies. ① In vLLM, requests in the waiting queue will preempt ongoing decoding when possible, causing generation stalls. ② In Sarathi-Serve, the decode phase is prioritized and combined with chunked prefills to form hybrid batches. ③ In Decode Prepone, the long tail TBT caused by preemption is smoothed by the buffered tokens. Note that this figure does not represent the actual quantity relationship, but only serves as an illustration of scheduling strategies.

tokens during the prefill phase of request B.

To achieve smooth output, we take an intuitive approach by assigning a t_{delay} to the output timing of each preponed token. As shown in Figure 4, even though A_6^D and A_7^D have completed their decoding, they are scheduled to be released sequentially after the t_{delay} interval, while ensuring their output time will not exceed the completion time of B’s prefill phase. This strategy smooths the overall output flow while maintaining overall latency and mitigating excessive TBT concerns.

3.4 A New Token-level SLO Definition

Before delving into the details of the new token-level SLO, we first introduce a *output delay* trick that can be used to improve the SLO attainment on TTFT and TBT to highlight the issue of existing metrics.

Output delay trick. Output delay is a simple tactic, similar to achieving smooth output as mentioned above, where tokens are released until the TBT deadline is reached, rather than immediately upon generation. Implementing output delay can be facilitated by adding an intermediate buffer layer between the inference engine and the client. This approach allows for looser constraints on the delivery of subsequent tokens.

However, in practical scenarios, such a technique is generally considered inadvisable due to the inherent latency in delivering tokens to users, which is contrary to intuitive expectations. The effectiveness of this technique stems from the inherent unreasonableness of TBT as an SLO requirement. Specifically, premature delivery of current tokens inadvertently imposes stricter delivery time con-

straints on subsequent tokens. Thus, there is an urgent need to devise a novel SLO that not only protects the user experience but also refrains from penalizing the early delivery of tokens.

Intuition. In fact, users do not frequently notice the lag of the last word during the generation process. We argue that generation stalls are not necessarily harmful to user experience, as long as the delivery of tokens is aligned with the user’s reading speed. Given the limitations of TBT in setting the time interval between adjacent tokens, we shift the focus of the SLO to the actual user experience. For instance, we can set the constraint of each request according to the response delay that users can tolerate and the speed of processing output information, such as reading the output of the chatbot, understanding the summary of long text, listening, etc.

Definition: Porting the new token-level SLO to the framework, we have

$$d_i = V \times i, \quad (4)$$

where V is the output information processing speed of the user, and i is the index of the output words. d_i constraints the deadline of the i -th token, after which the user will perceive a pause in the output stream.

4 Revisiting the Goodput

Note that SLOs are only concerned with the user experience at request level. However, in the system view, the service provider is more concerned about the overall performance of the service. Specifically, the throughput of the service is a key metric, directly related to the capacity and efficiency of the service. Combining SLOs and throughput, the goodput is a metric that can reflect the throughput of the service that successfully meets the SLOs.

4.1 Existing Strategy

A common practice is the most urgent request-first strategy, based on the intuition that the request nearest to its deadline is the most important and should be processed first.

In addition to this greedy strategy, goodput-based scheduling is also a dominate strategy. Re-viewing the definition of goodput as equation 5:

$$\text{Goodput} = \frac{\sum_{r \in R} \mathbb{1}(\forall i, t_i \leq d_i) \cdot n_r}{T}, \quad (5)$$

where R is the set of requests, $\mathbb{1}(\cdot)$ is the indicator function, T is the time interval of serving

the requests in R , and n_r is the number of tokens that the request r generates. We observe that if a request does not meet the SLOs, its goodput is assigned a value of 0. This approach, when optimizing for goodput, often leads to the abandonment of requests that cannot meet the SLOs. In LLM serving, however, this is an unacceptable outcome for users. While latency undoubtedly degrades the user experience, abandoning a request altogether poses an even greater threat.

4.2 Smooth Goodput

Given the shortcomings of the existing goodput metric, a new metric must comprehensively consider the contribution of each request, even if they slightly exceed the SLO requirements. In such cases, users have to wait for the subsequent token to be generated, after they have finished reading all the previously delivered tokens.

Streaming service and user experience. Unlike models with a single forward inference process, interactive LLM applications are typically deployed as streaming services due to the autoregressive nature of LLMs. Research (Egger et al., 2012) on web based streaming services has shown that the waiting time of users is a key factor affecting user experience.

Therefore, we introduce the concept of user wait time, namely *user idle latency*, to measure the user experience. The user idle latency is cumulative duration during which a user is idle and waiting for new tokens to be generated due to the lower generation speed. Formally, the user idle latency l of a request r is defined as:

$$l_r = \max_{i=1}^n (t_i - d_i), \quad (6)$$

where t_i is the time when the i -th token is generated, d_i is the deadline time of the i -th token delivered to the user, and n is the number of output tokens in the request r .

Definition: The smooth goodput is defined as the service benefit per unit of time. The benefit of a request is defined by two factors: the number of tokens that the request generates and the user idle latency of the request. Formally, we have:

$$\text{benefit}(r) = n_r - \alpha \cdot f(l_r), \quad (7)$$

where n_r is the number of tokens that the request r generates, $f(\cdot)$ is a function that maps the user idle latency to the percentage of the benefit that

the request can generate, and α is a weight. For interactive applications with tight latency requirements, α should be set larger to ensure that the idle latency is strictly controlled. The smooth goodput is defined as:

$$\text{smooth goodput} = \frac{\sum_{r \in R} \text{benefit}(r)}{T}, \quad (8)$$

where T is the time interval of serving the requests committed by the users denoted by R .

We notice that Andes (Liu et al., 2024) also considers the benefit of the requests that miss the SLOs. However, they consider the average slowdown to the deadline in SLOs, while we consider the largest slowdown, i.e., the user idle latency. In practice, if the slowdown has happened, catching up in the future can not help to improve the user experience as the user has already waited for the token to be generated. Therefore, the slowdown can not be averaged and our smooth goodput is more reasonable in this case.

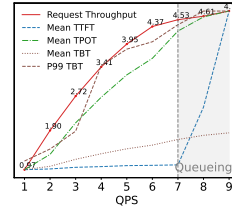
5 Evaluation

In this section, we re-evaluate different scheduling strategies under the unified metric framework we propose. Then we analyze the results and summarize the challenges of LLM servings. By comparing with the existing metrics, we demonstrate the advantages of smooth goodput.

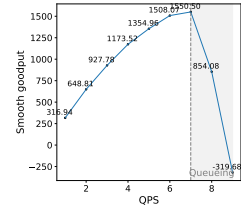
5.1 Experiment Setup

LLM serving framework. We conduct experiments using vLLM v0.5.3.post1 (Kwon et al., 2023), the state-of-the-art LLM serving framework. It is fully open-source, with a community that rapidly updates new features and maintains the project, and is widely deployed in the industry. vLLM framework implements a throughput-optimal scheduling engine and optional chunked prefills to optimize tail TBT, which is consistent with the metrics we focus on and provides a fair and unified implementation. We use the default configuration of vLLM in our experiments.

Model, environment and workload. We evaluate the performance of LLM serving on a single NVIDIA A100 GPU 40GB, using Qwen2-7B (Yang et al., 2024). For workload, we use Sharegpt_gpt4 as the simulation of the conversations with chatbots. Besides, we construct longer conversations by concatenating multiple Sharegpt_gpt4 item to the average length of 1600



(a) With existing metrics.



(b) With smooth goodput.

Figure 5: Evaluate vLLM with different metrics.

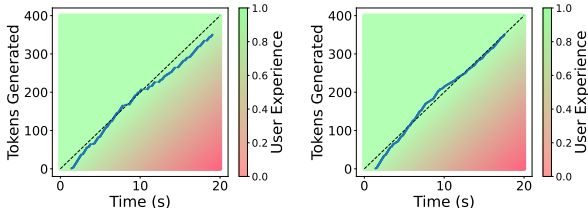
tokens. We set the arrival times of requests to follow a Poisson distribution with the average rate set as the parameter.

Metrics. We use the smooth goodput to evaluate the performance of LLM serving. We set $\alpha = 5$ in our experiments, with a default information consumption speed of 20 tokens per second. We also use the throughput and tail TBT to evaluate the performance of LLM serving as a comparison.

5.2 Analyze with Existing Metrics and Smooth Goodput at System Level

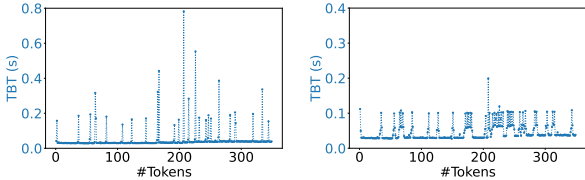
We first analyze the performance of different strategies using the existing metrics, showing the statistical regularity of vLLM with different request rate and analyzing the reasons for these regularities. Then, under the same scheduling strategy, we introduce smooth goodput for analysis, demonstrating the new features of that the existing metrics fail to capture.

We evaluate the performance of vLLM under different request rates, as shown in Figure 5a. We choose the Sharegpt_gpt4 dataset with relative short prompts and responses for the experiment, and the maximum request rate is 9 (far exceeding the capacity of the system). These metrics capture the performance of vLLM in different aspects. In the unsaturated stage, as the request rate increases, the computing resources are more fully utilized, and the throughput increases. With more requests in the running queue, more requests are accommodated in a batch, so the time of each batch also increases, leading to the improvement of TBT and TPOT. After reaching the system capacity, batches cannot accommodate more requests at the same time due to memory limitations and/or maximum batch size, so increasing the request rate cannot improve throughput, but will cause more requests in the waiting queue, significantly increasing TTFT. Since at the beginning of the request committed, no output information can be delivered to users, users have to wait, leading to long user idle time and



(a) With chunked-prefills off. (b) With chunked-prefills on.

Figure 6: Comparison of tokens generation in vLLM with and without chunked-prefills.



(a) With chunked-prefills off. (b) With chunked-prefills on.

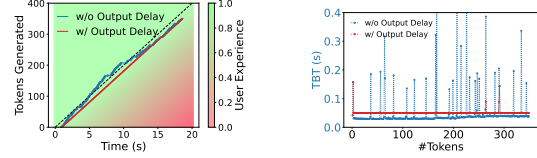
Figure 7: Comparison of TBTs in vLLM with and without chunked-prefills.

seriously affect the user experience as a result.

Then we analyze the performance of vLLM under the same experimental settings using smooth goodput. We set the information consumption speed to 10 tokens per second and $\alpha = 5$. As shown in Figure 5b, the performance of smooth goodput under different request rates is different from that of the existing metrics. In the unsaturated stage, smooth goodput increases with the request rate. At this time, the benefit from the throughput increase is greater, and increasing the request rate is beneficial to reduce the cost of the service provider. As the number of requests increases, the benefit slows down. And the user experience rapidly decreases due to long-time waiting, leading to a decrease in smooth goodput.

5.3 Analyze with SLOs at Request Level

We conduct experiments to demonstrate that our new SLOs can measure the benefit of each request. We verify this with prompts of 1600 tokens long in average. From the service logs of the two engines, we choose the same request under the same trace for comparison. As shown in Figure 6 and Figure 7, it describes the token generation process of the request with and without the chunked-prefills technology. The chunked prefills implemented in vLLM significantly reduces the number of generation stalls, providing a smoother token generation process. However, analysis of the data reveals that many token generation stalls caused by prefill pre-



(a) Output delay smooths the token delivery timeline. (b) Output delay smooths the TBT.

Figure 8: Illustration of the output delay trick. The output delay can be easily implemented by buffering the tokens and outputting them at a relatively slower rate. Compared to vLLM, the output delay trick can effectively reduce the tail TBT, without affecting the TTFT.

emption go unnoticed by users because some tokens have already been delivered to them. At this point, users are busy processing the information and may not even notice the generation stall, provided that a sufficient amount of tokens has already been delivered.

Verify delay output trick. We simply verify the effectiveness of the output delay trick, and then prove our argument on SLOs again. As shown in Figure 8a, we implement the output delay trick by buffering the tokens and outputting them at a relatively slower rate. This trick is independent of the scheduling strategy of any framework and can be implemented on the both server and client side. Compared to no delay, the output delay trick can effectively reduce the tail TBT without affecting the throughput of the service as shown in Figure 8b. It delays the delivery of most tokens to the user but achieves better performance in existing metrics. This smooths the TBT to nearly a constant value (the information consumption rate of users), but does not reduce user idle time at all. This indicates that the total time users spend waiting has not been improved, and therefore users may still complain about the service. This is also the reason why we believe that the existing metrics cannot measure user experience well.

6 Conclusion

In this paper, we propose a metric framework to evaluate the performance of LLM serving. We demonstrate that the existing metrics fail to capture the nature of user experience and demonstrate the correlation between user experience and output delivery speed in streaming LLM serving. We propose smooth goodput to measure the service benefit per unit of time, which takes into account both the efficiency of services and user experience. Based

on this unified framework, we re-evaluate the performance under multiple workloads, demonstrating its capability in analyzing service performance. We hope this framework can provide a unified standard for evaluating the performance of LLM serving and foster researches in the field of LLM serving optimization to move in a cohesive direction.

References

- Amey Agrawal, Nitin Kedia, Jayashree Mohan, Ashish Panwar, Nipun Kwatra, Bhargav Gulavani, Ramachandran Ramjee, and Alexey Tumanov. 2024a. [Vidur: A large-scale simulation framework for llm inference](#). *Preprint*, arXiv:2405.05465.
- Amey Agrawal, Nitin Kedia, Ashish Panwar, Jayashree Mohan, Nipun Kwatra, Bhargav Gulavani, Alexey Tumanov, and Ramachandran Ramjee. 2024b. Taming {Throughput-Latency} tradeoff in {LLM} inference with {Sarathi-Serve}. In *18th USENIX Symposium on Operating Systems Design and Implementation (OSDI 24)*, pages 117–134.
- Ke Cheng, Zhi Wang, Wen Hu, Tiannuo Yang, Jianguo Li, and Sheng Zhang. 2024. [Towards slo-optimized llm serving via automatic inference engine tuning](#). *Preprint*, arXiv:2408.04323.
- Xin Luna Dong, Seungwhan Moon, Yifan Ethan Xu, Kshitiz Malik, and Zhou Yu. 2023. Towards next-generation intelligent assistants leveraging llm techniques. In *Proceedings of the 29th ACM SIGKDD Conference on Knowledge Discovery and Data Mining*, pages 5792–5793.
- Sebastian Egger, Tobias Hossfeld, Raimund Schatz, and Markus Fiedler. 2012. Waiting times in quality of experience for web based services. In *2012 Fourth international workshop on quality of multimedia experience*, pages 86–96. IEEE.
- Yichao Fu, Siqi Zhu, Runlong Su, Aurick Qiao, Ion Stoica, and Hao Zhang. 2024. [Efficient llm scheduling by learning to rank](#). *Preprint*, arXiv:2408.15792.
- Cunchen Hu, Heyang Huang, Liangliang Xu, Xusheng Chen, Jiang Xu, Shuang Chen, Hao Feng, Chenxi Wang, Sa Wang, Yungang Bao, et al. 2024. Inference without interference: Disaggregate llm inference for mixed downstream workloads. *arXiv preprint arXiv:2401.11181*.
- Woosuk Kwon, Zhuohan Li, Siyuan Zhuang, Ying Sheng, Lianmin Zheng, Cody Hao Yu, Joseph Gonzalez, Hao Zhang, and Ion Stoica. 2023. Efficient memory management for large language model serving with pagedattention. In *Proceedings of the 29th Symposium on Operating Systems Principles*, pages 611–626.
- Jiachen Liu, Zhiyu Wu, Jae-Won Chung, Fan Lai, Myungjin Lee, and Mosharaf Chowdhury. 2024. Andes: Defining and enhancing quality-of-experience in llm-based text streaming services. *arXiv preprint arXiv:2404.16283*.
- Sara Montagna, Stefano Ferretti, Lorenz Cuno Klopffenstein, Antonio Florio, and Martino Francesco Pengo. 2023. Data decentralisation of llm-based chatbot systems in chronic disease self-management. In *Proceedings of the 2023 ACM Conference on Information Technology for Social Good*, pages 205–212.
- OpenAI. 2024. Chatgpt. <https://chat.openai.com>. Accessed: 2024-08-09.
- Pratyush Patel, Esha Choukse, Chaojie Zhang, Aashaka Shah, Íñigo Goiri, Saeed Maleki, and Ricardo Bianchini. 2023. Splitwise: Efficient generative llm inference using phase splitting. *Power*, 400(700W):1–75.
- Archit Patke, Dhmath Reddy, Saurabh Jha, Hao-ran Qiu, Christian Pinto, Shengkun Cui, Chandra Narayanaswami, Zbigniew Kalbarczyk, and Ravisankar Iyer. 2024. [One queue is all you need: Resolving head-of-line blocking in large language model serving](#). *Preprint*, arXiv:2407.00047.
- Jovan Stojkovic, Chaojie Zhang, Íñigo Goiri, Josep Torrellas, and Esha Choukse. 2024. Dynamollm: Designing llm inference clusters for performance and energy efficiency. *arXiv preprint arXiv:2408.00741*.
- Minh Duc Vu, Han Wang, Zhuang Li, Jieshan Chen, Shengdong Zhao, Zhenchang Xing, and Chunyang Chen. 2024. Gptvoicetasker: Llm-powered virtual assistant for smartphone. *arXiv preprint arXiv:2401.14268*.
- An Yang, Baosong Yang, Binyuan Hui, Bo Zheng, Bowen Yu, Chang Zhou, Chengpeng Li, Chengyuan Li, Dayiheng Liu, Fei Huang, Guanting Dong, Hao-ran Wei, Huan Lin, Jialong Tang, Jialin Wang, Jian Yang, Jianhong Tu, Jianwei Zhang, Jianxin Ma, Jin Xu, Jingren Zhou, Jinze Bai, Jinzheng He, Junyang Lin, Kai Dang, Keming Lu, Keqin Chen, Kexin Yang, Mei Li, Mingfeng Xue, Na Ni, Pei Zhang, Peng Wang, Ru Peng, Rui Men, Ruize Gao, Runji Lin, Shijie Wang, Shuai Bai, Sinan Tan, Tianhang Zhu, Tianhao Li, Tianyu Liu, Wenbin Ge, Xiaodong Deng, Xiaohuan Zhou, Xingzhang Ren, Xinyu Zhang, Xipin Wei, Xuancheng Ren, Yang Fan, Yang Yao, Yichang Zhang, Yu Wan, Yunfei Chu, Yuqiong Liu, Zeyu Cui, Zhenru Zhang, and Zhihao Fan. 2024. Qwen2 technical report. *arXiv preprint arXiv:2407.10671*.
- Gyeong-In Yu, Joo Seong Jeong, Geon-Woo Kim, Soojeong Kim, and Byung-Gon Chun. 2022. Orca: A distributed serving system for {Transformer-Based} generative models. In *16th USENIX Symposium on Operating Systems Design and Implementation (OSDI 22)*, pages 521–538.
- Hong Zhang, Yupeng Tang, Anurag Khandelwal, and Ion Stoica. 2023. {SHEPHERD}: Serving {DNNs} in the wild. In *20th USENIX Symposium on Networked Systems Design and Implementation (NSDI 23)*, pages 787–808.

Lianmin Zheng, Wei-Lin Chiang, Ying Sheng, Siyuan Zhuang, Zhanghao Wu, Yonghao Zhuang, Zi Lin, Zhuohan Li, Dacheng Li, Eric Xing, et al. 2024. Judging llm-as-a-judge with mt-bench and chatbot arena. *Advances in Neural Information Processing Systems*, 36.

Yinmin Zhong, Shengyu Liu, Junda Chen, Jianbo Hu, Yibo Zhu, Xuanzhe Liu, Xin Jin, and Hao Zhang. 2024. Distserve: Disaggregating prefill and decoding for goodput-optimized large language model serving. *arXiv preprint arXiv:2401.09670*.