

Measuring and Modifying the Readability of English Texts with GPT-4

Sean Trott and Pamela D. Rivière

Department of Cognitive Science, UC San Diego
{sttrott, pdrivier}@ucsd.edu

Abstract

The success of Large Language Models (LLMs) in other domains has raised the question of whether LLMs can reliably assess and manipulate the *readability* of text. We approach this question empirically. First, using a published corpus of 4,724 English text excerpts, we find that readability estimates produced “zero-shot” from GPT-4 Turbo and GPT-4o mini exhibit relatively high correlation with human judgments ($r = 0.76$ and $r = 0.74$, respectively), out-performing estimates derived from traditional readability formulas and various psycholinguistic indices. Then, in a pre-registered human experiment ($N = 59$), we ask whether Turbo can reliably make text easier or harder to read. We find evidence to support this hypothesis, though considerable variance in human judgments remains unexplained. We conclude by discussing the limitations of this approach, including limited scope, as well as the validity of the “readability” construct and its dependence on context, audience, and goal.

1 Introduction

The ease with which a text can be read or understood is called *readability*. Measuring and modifying readability has been a topic of interest for decades (Lively and Pressey, 1923; Flesch, 1948; Crossley et al., 2023b), with potential applications ranging from selecting and curating educational materials (Solnyshkina et al., 2017; Creutz, 2024; Liu and Lee, 2023) to making legal, medical, or other technical documents more accessible (Ghosh et al., 2022; Rosati, 2023; Chen et al., 2023). Methods for *assessing* readability, in turn, include: tests of reading comprehension, formulas incorporating basic text features (Lively and Pressey, 1923; Flesch, 1948) or psycholinguistic variables (Kyle and Crossley, 2015), and approaches using supervised learning to estimate readability from labeled text data (Schwarm and Ostendorf, 2005; Martinc et al., 2021).

Recent advances in Large Language Models (LLMs) (Brown et al., 2020) has led to interest in exploring the capacities and applications of these systems—including measuring and modifying the readability of text (Ribeiro et al., 2023; Li et al., 2023; Crossley et al., 2023a; Patel et al., 2023; Farajidizaji et al., 2023). In the current work, we approach this question empirically.

In Section 2, we describe in more detail past work on measuring and modifying readability of text automatically. Then, in Section 3, we empirically assess the ability of a state-of-the-art LLM (GPT-4 Turbo) to measure readability “zero-shot”. Next, in a pre-registered human experiment, we ask whether GPT-4 Turbo can be used to modify text readability (Section 4). Finally, we conclude by discussing the implications of the current work (Section 5), as well as its limitations (Section 6). Note that all code and data can be found on GitHub: https://github.com/seantrott/llm_readability.

2 Related Work

As described in Section 1, efforts to quantify the readability of text date back at least a century (Lively and Pressey, 1923). For many decades, approaches relied on hand-crafted features thought to correlate with (or be causally implicated in) text readability, such as the average length of words or sentences (Flesch, 1948). As Vajjala (2022) describe, dominant approaches have gradually shifted towards treating readability assessment as a supervised machine learning problem, i.e., training a system to produce representations that facilitate the prediction of “gold standard” human readability judgments—though researchers continue to test the viability of hand-crafted features as an alternative or complementary approach (Deutsch et al., 2020; Wilkens et al., 2024). Pre-trained language models seem potentially well-suited to this task;

indeed, past work (Crossley et al., 2023b) suggests that fine-tuning these models can produce estimates that align with human readability judgments.

Modifying readability is also of considerable interest, with most research focusing on making text easier to read, e.g., for journal abstracts (Li et al., 2023) or math assessments (Patel et al., 2023). Cardon and Bibal (2023) provide a useful overview of the distinct *operations* used in Automatic Text Simplification (ATS), including splitting up long sentences (Nomoto, 2023) and simplifying or substituting individual words (Paetzold and Specia, 2017). As with work on measuring readability, this research has gradually shifted from explicit, rule-based approaches to systems that “learn” appropriate transformations using an annotated corpus (Cardon and Bibal, 2023), sometimes tailored with psycholinguistic features (Qiao et al., 2022).

Recent research has used *prompt engineering* approaches to ask whether Large Language Models (LLMs) can modify text (Farajidizaji et al., 2023; Ribeiro et al., 2023; Liu et al., 2023; Creutz, 2024; Imperial and Tayyar Madabushi, 2023; Pu and Demberg, 2023; Luo et al., 2022; Kew et al., 2023), with some studies asking whether text can be modified to some *target readability level*, e.g., a target Flesch score (Flesch, 1948). Even with “zero-shot” prompting (i.e., no examples provided), LLMs appear to be surprisingly successful at modifying text readability in the desired direction—though not necessarily to the desired text level (Liu et al., 2023). In some cases, a residual correlation is found between the readability of the original text and the modified text (Farajidizaji et al., 2023).

3 Study 1: Measuring Readability

In Study 1, we focused on the ability of LLMs to estimate the readability of text excerpts “zero-shot” (i.e., without any labeled examples in the prompt). We asked: given a corpus of human readability estimates (Crossley et al., 2023b), how well can an LLM equipped solely with instructions and a definition of readability produce outputs that correlate reliably with human judgments?

3.1 CLEAR Dataset

We used the CommonLit Ease of Readability (CLEAR) Corpus (Crossley et al., 2023b), which contains human estimates of readability for 4,724 text excerpts. The CLEAR Corpus was created by Crossley et al. (2023b) by sampling text excerpts

(between 140-200 words) from various databases (e.g., Project Gutenberg). It includes fiction and non-fiction, and spans a range from 1875 to 2020. Excerpts were then normed by asking a sample of teachers to rate pairs of items for their relative readability. These pairwise judgments were then aggregated to create a readability index for each individual passage.

3.2 Models

Our primary goal was assessing the reliability of using a state-of-the-art LLM in estimating readability. To this end, we used two state-of-the-art proprietary OpenAI models: GPT-4 Turbo and GPT-4o mini. We accessed both models using the OpenAI Python API: Turbo (GPT-4-1106-PREVIEW) and 4o mini (GPT-4O-MINI-2024-07-18). Because both models are closed-source, it is unclear how many parameters each model has or how much data it was trained on.

3.3 Zero-shot Annotation Procedure

Both OpenAI models were provided with the same system prompt meant to approximate the context of participants in the original CLEAR corpus (Crossley et al., 2023b) (“You are an experienced teacher, skilled at identifying the readability of different texts.”). Each text excerpt was presented to the model in a separate prompt (i.e., rather than in succession), along with instructions explaining that the goal was to rate the excerpt for how easy it was to read and understand, on a scale from 1 (very challenging to understand) to 100 (very easy to understand); the exact instructions can be found in Appendix A.1. Each models’ responses were produced using a temperature of 0, with a maximum number of tokens of 3. Response strings were then converted to numeric values in Python.

3.4 Results

We first asked how well ratings from GPT-4 Turbo and GPT-4o mini predicted human readability scores from the CLEAR dataset (Crossley et al., 2023b). Concretely, this was operationalized by asking to what extent LLM-generated ratings correlated with human ratings. We found that ratings from each model were positively correlated with human readability: Turbo ($r = 0.76$) and GPT-4o mini ($r = 0.74$); see also Figure 1 for the Turbo results specifically.¹ For comparison, the correla-

¹Ratings between Turbo and 4o were also highly correlated ($r = 0.81$).

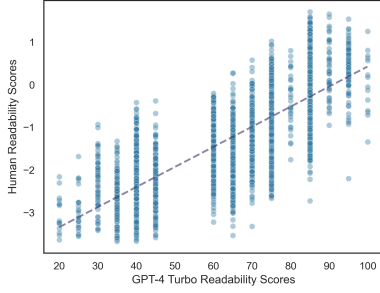


Figure 1: Relationship between ratings elicited by GPT-4 Turbo and average human readability judgments ($R^2 = 0.58$).

tion between two random splits within the CLEAR corpus was only $r = 0.63$.

In terms of predictive power, these correlation metrics would correspond to an R^2 of .54 (for 4o mini) or .577 (for Turbo). We compared this predictive power to several psycholinguistic variables known to correlate with about readability (Kyle et al., 2018): log word frequency (Brybaert and New, 2009), word concreteness (Brybaert et al., 2014), and word age of acquisition (Kuperman et al., 2012). For each variable, we calculated the *average* across all words in a given passage that occurred in the relevant dataset. A linear model including all three psycholinguistic predictors explained approximately 36% of the variance in human readability judgments ($R^2 = 0.36$). Each variable was significantly related: frequency [$\beta = 0.82, SE = 0.13, p < .001$], concreteness [$\beta = 1.76, SE = 0.11, p < .001$], and age of acquisition [$\beta = -0.56, SE = 0.06, p < .001$]. Thus, psycholinguistic properties of words in a passage are useful for predicting readability judgments, but under-perform ratings elicited from GPT-4 Turbo and GPT-4o mini.²

As a final test of predictive power, we entered the metrics considered above—along with measures like the number of words and sentences, and estimates derived from traditional readability formulas—as predictors in a random forest regression and compared their *feature importance scores*.³ These scores can be interpreted as reflecting the extent to which the inclusion of a particular feature (e.g., ratings from Turbo) reduce prediction

²Of course, taking the average of these variables across an entire passage is a relatively coarse measure and likely represents a *lower-bound* on their predictive efficacy.

³No maximum depth was used, and the random state was set to 0.

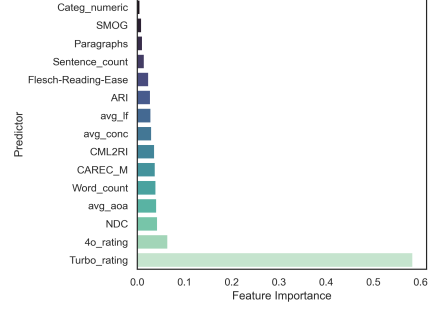


Figure 2: Feature importance scores for each predictor, as determined using a random forest regression. A higher value indicates that this feature was more useful for predicting human readability judgments.

error when predicting human readability. All measures were z -scored before fitting the model. As depicted in Figure 2, Turbo’s ratings were assigned the highest importance, followed by the average age of acquisition scores.

4 Study 2: Modifying Readability

In Study 2, we asked whether a state-of-the-art LLM could successfully *modify* (as opposed to simply *measure*) the readability of texts. GPT-4 Turbo performed best in Study 1, so we selected Turbo for modifying text readability as well. We approached this question in the following way: given instructions to make a text excerpt *easier* or *harder*, can an LLM produce a modified version that an independent pool of human judges rate as easier or harder than the original? Although it is unlikely that making texts *harder* to read is a desirable goal, we included this condition as a control (i.e., to ensure that modified passages were not always rated as easier to read). This study was pre-registered on the Open Science Framework (OSF).⁴

4.1 Materials

To make this question empirically tractable, we selected a random sample of 100 excerpts from the original CLEAR corpus. Each excerpt was then presented to GPT-4 Turbo twice, with two different sets of instructions asking Turbo to make the excerpt easier or harder to read (exact prompting and instructions found in Appendix A.1). As in Study 1, Turbo was first provided with a system prompt (“You are an experienced writer, skilled at rewriting texts.”); a temperature of 0 was used,

⁴Link to pre-registration for text modification: <https://osf.io/vtwug>. Link to pre-registration for human experiment: <https://osf.io/6hmej>.

and the maximum number of tokens was set to the number of tokens in the original excerpt, plus a “buffer” of 5 tokens. Additionally, we specified that the modified version should be of approximately the same length as the original.

This resulted in 300 items altogether. For the human study, these items were assigned to 6 lists using a Latin Square design, where each list had approximately 50 items. No list contained multiple versions of the same item. Note that in some cases, the modified version produced by Turbo cut-off in mid-sentence; we further modified these excerpts by removing the final sentence fragment. The experiment was designed on the Gorilla experimental design platform (Anwyl-Irvine et al., 2018).

4.2 Participants

Our target N was 60 participants (10 per list). We anticipated a non-zero exclusion rate, so we intended to recruit 70 participants via Prolific; due to an error in the recruiting platform, we recruited only 69. As per our pre-registration, we excluded participants whose readability ratings for the *original* text excerpts exhibited a correlation with the gold standard of $r < .1$; this resulted in the removal of 10 participants. Participants were paid \$6.00 and the median completion time was 34 minutes and 21 seconds (an average rate of \$10.48 per hour). In the final pool of participants, 34 participants identified as female (22 male, 2 non-binary, and 1 preferred not to answer); the average self-reported age was 40.77 ($SD = 14$). Note that unlike the CLEAR corpus (Crossley et al., 2023b), we did not recruit specifically teachers or other employees in the education sector.

4.3 Procedure

Each participant rated the readability of a series of 50 text excerpts on a scale from 1 (very challenging to understand) to 5 (very easy to understand). Participants were instructed to consider factors such as “sentence structure, vocabulary complexity, and overall clarity”; they were also reminded to try to focus on the readability of the passage itself, as opposed to the complexity of the topic. No participant rated multiple versions of the same item and the order of items was randomized across trials.

4.4 Results

We carried out three pre-registered analyses in R using the *lme4* package (Bates, 2011). In the case of

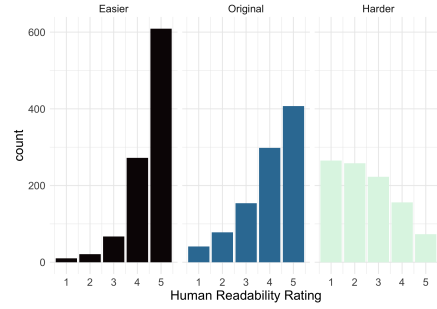


Figure 3: Distribution of human readability judgments for each text condition.

fitting mixed effects models, we began with maximal random effects structure and reduced as needed for model convergence (Barr et al., 2013). Nested model comparisons were conducted by comparing a full model to a reduced model omitting only the variable of interest, using a log-likelihood ratio test (LRT).

Human readability judgments were predicted by the contrast between *Easy* and *Hard* [$\chi^2(1) = 97.58, p < .001$], between *Easy* and *Original* [$\chi^2(1) = 32.4, p < .001$], and between *Hard* and *Original* [$\chi^2(1) = 74.75, p < .001$]. That is, significant variance in human readability judgments was explained by the condition under which a particular passage was produced. As depicted in Figure 3, excerpts in the *Easier* condition were rated as the most readable ($M = 4.48, SD = 0.8$), excerpts in the *Harder* condition were rated as the least readable ($M = 2.5, SD = 1.25$), with excerpts in the *Original* condition between the two ($M = 3.97, SD = 1.13$).

5 Discussion

Our primary question was whether state-of-the-art LLMs could be used to *measure* and *modify* the readability of a text excerpt. In Study 1, we found that ratings from GPT-4 and GPT-4o mini ratings were strongly correlated with gold standard ratings, though Turbo’s ratings ($r = 0.76$) were slightly more correlated than ratings from GPT-4o mini; consistent with other recent work using LLMs for text annotation (Trott, 2024a,b), this correlation was higher than the correlation between random splits of human ratings (Cross et al., 2023). Further, Turbo’s ratings were the best predictor of human readability judgments of all the variables tested (see Study 3), including several psycholinguistic variables and other readability formula estimates.

In Study 2, we asked Turbo to produce easier

or harder versions of 100 sample excerpts from the same corpus (Crossley et al., 2023b). In a pre-registered human study, participants consistently rated the *easier* versions as easier to read, and the *harder* versions as harder to read—though notably, there was a correlation between the readability of the original text passage and the modified passage (see Figure 5).

As with other recent work (Farajidizaji et al., 2023; Liu et al., 2023; Ribeiro et al., 2023), these results provide a proof-of-concept that LLMs may be useful for both measuring and modifying text readability, at least as operationalized here. Unlike past work (Ribeiro et al., 2023; Farajidizaji et al., 2023), we do not investigate the question of modification to *target readability levels*, though we do collect novel human judgments to validate the success of GPT-4 Turbo’s modifications (Study 4). Of course, considerable open questions about the viability of this approach remain. These questions are all explored in more detail in the Limitations section below.

6 Limitations

One limitation, particularly of Study 2, is scope: because we planned to collect human annotations for each excerpt, we considered only 100 text excerpts, and compared the performance of only one model (GPT-4 Turbo). The results of this study can be seen as a proof-of-concept, which future work can build on with larger samples and more sophisticated prompt engineering techniques. More generally, a limitation of both studies is that they considered excerpts from a single readability dataset only. Future work could explore other readability datasets and benchmarks to ask how well these results generalize. Relatedly, we aimed to use a prompt that would allow fair comparisons to data collected from humans and thus did not explore alternative prompt engineering techniques. However, future work could explore how prompting strategies affect model performance and behavior.

A further limitation of Study 2 is that we did not assess the modified excerpts in terms of their faithfulness to the original text. Evaluating the quality of summaries is notoriously difficult (Wang et al., 2019), though recent work (Liu et al., 2023) has made use of automated metrics like BERTScore (Zhang et al., 2020). Future work would benefit from another human study that asks directly about the *quality* of the modified texts; these results could

then be used to validate automated metrics. Relatedly, the evaluators in Study 2 did not have particular experience in assessing readability or linguistics more generally; future work could recruit annotators with more expertise to create more nuanced readability ratings.

A final limitation is the question of what the *construct* of readability means in the first place, and how best to measure it. Construct validity is by no means a new challenge for work in NLP generally (Raji et al., 2021) or readability specifically (Crossley et al., 2008). “Readability” may not be a unitary construct; different stakeholders may construe readability in different ways depending on their goal (e.g., making a product manual accessible vs. curating educational materials) and audience (e.g., school-aged children vs. professionals). Further, different formulas or automated metrics emphasize different properties of a text, making implicit or explicit assumptions about the underlying construct. The current work relied on human judgments of readability as a “gold standard”, using both existing corpora (Crossley et al., 2023b) and novel data (Study 2). By these metrics, using Turbo to measure and modify readability was modestly successful. Yet it is unclear whether these results generalize to other texts, contexts, goals, or audiences. Thus, future work could benefit from additional research on “benchmarking” readability itself (Kew et al., 2023) and whether different benchmarks are needed for different senses of readability.

7 Lay Summary

We asked whether Large Language Models (LLMs) were able to measure—and later change—the “readability” of snippets of English-language text taken from the openly available CLEAR Corpus. We presented text excerpts to GPT-4o mini and GPT-4 Turbo, collected their readability ratings on a scale from 1 (very difficult) to 100 (very easy), and found that their ratings were positively correlated with the corresponding human readability judgments. Notably, GPT-4 Turbo outperformed readability estimates from GPT-4o mini, and from a battery of more traditional readability measures. We next instructed GPT-4 Turbo—the best-performing model—to rewrite each text excerpt to make it “easier” or “harder” to read relative to the original, while keeping the length of the rewritten excerpts roughly the same as the original. We then

conducted a validation study to determine whether human judges found the rewritten excerpts easier or harder to read. Human judges produced readability ratings for each rewritten text excerpt between 1 (difficult) to 5 (easy). When GPT-4-Turbo rewrote a text to read more easily, human judges did in fact find it easier to read than texts rewritten to seem harder to read. This suggests that off-the-shelf LLMs are capable of assessing text readability, and can modify readability to (coarsely defined) target levels.

8 Ethical Considerations

All data collected from human participants has been fully anonymized before analysis or publication.

One potential risk with research on automatic text simplification is that tools will be deployed in various applied settings (e.g., education) before they are ready. As we discussed in the Limitations section (Section 6), we believe there are a number of open questions remaining with this kind of research and do not intend for these results to signal that LLMs could and should be used for measuring and modifying readability in an applied domain at this time.

Acknowledgments

We are grateful to advice and suggestions from Benjamin Bergen and Cameron Jones. Pamela Rivière was funded by the Chancellor’s Postdoctoral Fellowship Program at UC San Diego.

References

- Alexander Anwyl-Irvine, Jessica Massonnié, Adam Flitton, Natasha Kirkham, and Jo Evershed. 2018. Gorillas in our midst: Gorilla. sc. *Behavior Research Methods*.
- Dale J Barr, Roger Levy, Christoph Scheepers, and Harry J Tily. 2013. Random effects structure for confirmatory hypothesis testing: Keep it maximal. *Journal of memory and language*, 68(3):255–278.
- Douglas Bates. 2011. Mixed models in r using the lme4 package part 5: Generalized linear mixed models. *University of Wisconsin: Madison, WI, USA*.
- Tom Brown, Benjamin Mann, Nick Ryder, Melanie Subbiah, Jared D Kaplan, Prafulla Dhariwal, Arvind Neelakantan, Pranav Shyam, Girish Sastry, Amanda Askell, et al. 2020. Language models are few-shot learners. *Advances in neural information processing systems*, 33:1877–1901.
- Marc Brysbaert and Boris New. 2009. Moving beyond kučera and francis: A critical evaluation of current word frequency norms and the introduction of a new and improved word frequency measure for american english. *Behavior research methods*, 41(4):977–990.
- Marc Brysbaert, Amy Beth Warriner, and Victor Kuperman. 2014. Concreteness ratings for 40 thousand generally known english word lemmas. *Behavior research methods*, 46:904–911.
- Rémi Cardon and Adrien Bibal. 2023. [On operations in automatic text simplification](#). In *Proceedings of the Second Workshop on Text Simplification, Accessibility and Readability*, pages 116–130, Varna, Bulgaria. INCOMA Ltd., Shoumen, Bulgaria.
- Chao-Yi Chen, Jen-Hao Yang, and Lung-Hao Lee. 2023. [NCUEE-NLP at BioLaySumm task 2: Readability-controlled summarization of biomedical articles using the PRIMERA models](#). In *The 22nd Workshop on Biomedical Natural Language Processing and BioNLP Shared Tasks*, pages 586–591, Toronto, Canada. Association for Computational Linguistics.
- Mathias Creutz. 2024. [Correcting challenging Finnish learner texts with claude, GPT-3.5 and GPT-4 large language models](#). In *Proceedings of the Ninth Workshop on Noisy and User-generated Text (W-NUT 2024)*, pages 1–10, San Giljan, Malta. Association for Computational Linguistics.
- Ziggy Cross, Michelle Yun, Ananya Apparaju, Jata MacCabe, Garrett Nicolai, and Miikka Silfverberg. 2023. [Glossy bytes: Neural glossing using subword encoding](#). In *Proceedings of the 20th SIGMORPHON workshop on Computational Research in Phonetics, Phonology, and Morphology*, pages 222–229, Toronto, Canada. Association for Computational Linguistics.
- Scott Crossley, Joon Suh Choi, Yanisa Scherber, and Mathis Lucka. 2023a. Using large language models to develop readability formulas for educational settings. In *International Conference on Artificial Intelligence in Education*, pages 422–427. Springer.
- Scott Crossley, Aron Heintz, Joon Suh Choi, Jordan Batchelor, Mehrnoush Karimi, and Agnes Malatinszky. 2023b. A large-scaled corpus for assessing text readability. *Behavior Research Methods*, 55(2):491–507.
- Scott A Crossley, Jerry Greenfield, and Danielle S McNamara. 2008. Assessing text readability using cognitively based indices. *Tesol Quarterly*, 42(3):475–493.
- Tovly Deutsch, Masoud Jasbi, and Stuart Shieber. 2020. [Linguistic features for readability assessment](#). In *Proceedings of the Fifteenth Workshop on Innovative Use of NLP for Building Educational Applications*, pages 1–17, Seattle, WA, USA → Online. Association for Computational Linguistics.

- Asma Farajidizaji, Vatsal Raina, and Mark Gales. 2023. Is it possible to modify text to a target readability level? an initial investigation using zero-shot large language models. *arXiv preprint arXiv:2309.12551*.
- Rudolph Flesch. 1948. A new readability yardstick. *Journal of applied psychology*, 32(3):221.
- Sohom Ghosh, Shovon Sengupta, Sudip Naskar, and Sunny Kumar Singh. 2022. [FinRAD: Financial readability assessment dataset - 13,000+ definitions of financial terms for measuring readability](#). In *Proceedings of the 4th Financial Narrative Processing Workshop @LREC2022*, pages 1–9, Marseille, France. European Language Resources Association.
- Joseph Marvin Imperial and Harish Tayyar Madabushi. 2023. [Flesch or fumble? evaluating readability standard alignment of instruction-tuned language models](#). In *Proceedings of the Third Workshop on Natural Language Generation, Evaluation, and Metrics (GEM)*, pages 205–223, Singapore. Association for Computational Linguistics.
- Tannon Kew, Alison Chi, Laura Vásquez-Rodríguez, Sweta Agrawal, Dennis Aumiller, Fernando Alva-Manchego, and Matthew Shardlow. 2023. [BLESS: Benchmarking large language models on sentence simplification](#). In *Proceedings of the 2023 Conference on Empirical Methods in Natural Language Processing*, pages 13291–13309, Singapore. Association for Computational Linguistics.
- Victor Kuperman, Hans Stadthagen-Gonzalez, and Marc Brysbaert. 2012. Age-of-acquisition ratings for 30,000 english words. *Behavior research methods*, 44:978–990.
- Kristopher Kyle, Scott Crossley, and Cynthia Berger. 2018. The tool for the automatic analysis of lexical sophistication (taales): version 2.0. *Behavior research methods*, 50:1030–1046.
- Kristopher Kyle and Scott A Crossley. 2015. Automatically assessing lexical sophistication: Indices, tools, findings, and application. *Tesol Quarterly*, 49(4):757–786.
- Zihao Li, Samuel Belkadi, Nicolo Micheletti, Lifeng Han, Matthew Shardlow, and Goran Nenadic. 2023. Large language models and control mechanisms improve text readability of biomedical abstracts. *arXiv preprint arXiv:2309.13202*.
- Fengkai Liu and John Lee. 2023. [Hybrid models for sentence readability assessment](#). In *Proceedings of the 18th Workshop on Innovative Use of NLP for Building Educational Applications (BEA 2023)*, pages 448–454, Toronto, Canada. Association for Computational Linguistics.
- Yixin Liu, Alexander R Fabbri, Jiawen Chen, Yilun Zhao, Simeng Han, Shafiq Joty, Pengfei Liu, Dragomir Radev, Chien-Sheng Wu, and Arman Cohan. 2023. Benchmarking generation and evaluation capabilities of large language models for instruction controllable summarization. *arXiv preprint arXiv:2311.09184*.
- Bertha A Lively and SL Pressey. 1923. A method for measuring the” vocabulary burden” of textbooks: Educational administration and supervision.”. *A method for measuring the” vocabulary burden” of textbooks: Educational Administration and Supervision*.
- Zheheng Luo, Qianqian Xie, and Sophia Ananiadou. 2022. [Readability controllable biomedical document summarization](#). In *Findings of the Association for Computational Linguistics: EMNLP 2022*, pages 4667–4680, Abu Dhabi, United Arab Emirates. Association for Computational Linguistics.
- Matej Martinc, Senja Pollak, and Marko Robnik-Šikonja. 2021. Supervised and unsupervised neural approaches to text readability. *Computational Linguistics*, 47(1):141–179.
- Hiroki Nomoto. 2023. [Issues surrounding the use of ChatGPT in similar languages: The case of Malay and Indonesian](#). In *Proceedings of the 13th International Joint Conference on Natural Language Processing and the 3rd Conference of the Asia-Pacific Chapter of the Association for Computational Linguistics (Volume 2: Short Papers)*, pages 76–82, Nusa Dua, Bali. Association for Computational Linguistics.
- Gustavo Paetzold and Lucia Specia. 2017. [Lexical simplification with neural ranking](#). In *Proceedings of the 15th Conference of the European Chapter of the Association for Computational Linguistics: Volume 2, Short Papers*, pages 34–40, Valencia, Spain. Association for Computational Linguistics.
- Nirmal Patel, Pooja Nagpal, Tirth Shah, Aditya Sharma, Shrey Malvi, and Derek Lomas. 2023. Improving mathematics assessment readability: Do large language models help? *Journal of Computer Assisted Learning*, 39(3):804–822.
- Dongqi Pu and Vera Demberg. 2023. [ChatGPT vs human-authored text: Insights into controllable text summarization and sentence style transfer](#). In *Proceedings of the 61st Annual Meeting of the Association for Computational Linguistics (Volume 4: Student Research Workshop)*, pages 1–18, Toronto, Canada. Association for Computational Linguistics.
- Yu Qiao, Xiaofei Li, Daniel Wiechmann, and Elma Kerz. 2022. [\(psycho-\)linguistic features meet transformer models for improved explainable and controllable text simplification](#). In *Proceedings of the Workshop on Text Simplification, Accessibility, and Readability (TSAR-2022)*, pages 125–146, Abu Dhabi, United Arab Emirates (Virtual). Association for Computational Linguistics.
- Inioluwa Deborah Raji, Emily Denton, Emily M Bender, Alex Hanna, and Amandalynne Paullada. 2021.

AI and the Everything in the Whole Wide World Benchmark. In *Thirty-fifth Conference on Neural Information Processing Systems Datasets and Benchmarks Track (Round 2)*.

Leonardo F. R. Ribeiro, Mohit Bansal, and Markus Dreyer. 2023. [Generating summaries with controllable readability levels](#). In *Proceedings of the 2023 Conference on Empirical Methods in Natural Language Processing*, pages 11669–11687, Singapore. Association for Computational Linguistics.

Domenic Rosati. 2023. [GRASUM at BioLaySumm task 1: Background knowledge grounding for readable, relevant, and factual biomedical lay summaries](#). In *The 22nd Workshop on Biomedical Natural Language Processing and BioNLP Shared Tasks*, pages 483–490, Toronto, Canada. Association for Computational Linguistics.

Sarah E Schwarm and Mari Ostendorf. 2005. Reading level assessment using support vector machines and statistical language models. In *Proceedings of the 43rd annual meeting of the Association for Computational Linguistics (ACL'05)*, pages 523–530.

Marina Solnyshkina, Radif Zamaletdinov, Ludmila Gorodetskaya, and Azat Gabitov. 2017. Evaluating text complexity and flesch-kincaid grade level. *Journal of social studies education research*, 8(3):238–248.

Sean Trott. 2024a. [Can large language models help augment english psycholinguistic datasets?](#) *Behavior Research Methods*, pages 1–19.

Sean Trott. 2024b. Large language models and the wisdom of small crowds. *Open Mind*, 8:723–738.

Sowmya Vajjala. 2022. [Trends, limitations and open challenges in automatic readability assessment research](#). In *Proceedings of the Thirteenth Language Resources and Evaluation Conference*, pages 5366–5377, Marseille, France. European Language Resources Association.

Su Wang, Rahul Gupta, Nancy Chang, and Jason Baldridge. 2019. A task in a suit and a tie: paraphrase generation with semantic augmentation. In *Proceedings of the AAAI Conference on Artificial Intelligence*, volume 33, pages 7176–7183.

Rodrigo Wilkens, Patrick Watrin, Rémi Cardon, Alice Pintard, Isabelle Gribomont, and Thomas François. 2024. [Exploring hybrid approaches to readability: experiments on the complementarity between linguistic features and transformers](#). In *Findings of the Association for Computational Linguistics: EACL 2024*, pages 2316–2331, St. Julian’s, Malta. Association for Computational Linguistics.

Tianyi Zhang, Varsha Kishore, Felix Wu, Kilian Q. Weinberger, and Yoav Artzi. 2020. [Bertscore: Evaluating text generation with bert](#). In *International Conference on Learning Representations*.

A Appendix

A.1 Instructions for Study 1 and Study 2

In this section, we report the exact prompts used to elicit readability judgments from GPT-4 Turbo. Note that symbols like “EXCERPT” indicate that the text of the excerpt was inserted in this section of the prompt.

Study 1 Instructions:

Read the text below. Then, indicate the readability of the text, on a scale from 1 (extremely challenging to understand) to 100 (very easy to read and understand). In your assessment, consider factors such as sentence structure, vocabulary complexity, and overall clarity.

<Text>:EXCERPT</Text>

On a scale from 1 (extremely challenging to understand) to 100 (very easy to read and understand), how readable is this text?. Please answer with a single number.

Study 2 Instructions:

Read the passage below. Then, rewrite the passage so that it is easier/harder to read.

When making the passage more/less readable, consider factors such as sentence structure, vocabulary complexity, and overall clarity. However, make sure that the passage conveys the same content.

Finally, try to make the new version approximately the same length as the original version.

<Text>:EXCERPT</Text>

As described in the instructions, please make this passage easier/harder to read, while keeping the length the same.

A.2 Exploratory Analyses for Study 1

We also constructed a correlation matrix of all the variables considered: see Figure 4).

A.3 Exploratory Analyses for Study 2

In an exploratory analysis, we asked whether the readability of the original text excerpt was correlated with the readability of the modified version.

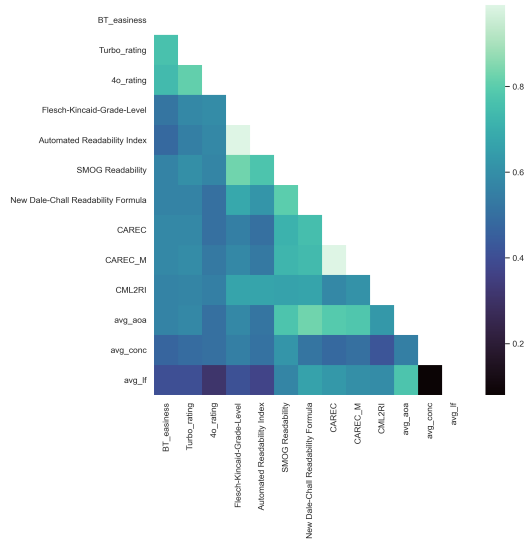


Figure 4: Correlation matrix between all the variables considered in Study 1. Correlation coefficients have all been transformed to absolute values for easier comparison.

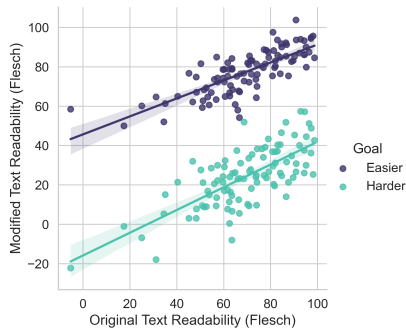


Figure 5: Comparison of Flesch readability for the original version and modified version, according to Turbo’s instructions.

Consistent with (Farajidizaji et al., 2023), we found a positive correlation: that is, Turbo successfully modified texts to be easier or harder to read, depending on the instructions, but the readability of the modified text exhibited a residual correlation with the original text’s readability (see Figure 5).

Additionally, we calculated the readability of the modified texts using automated readability formulas, e.g., the Flesch Reading Score (Flesch, 1948). We then asked whether the modified versions varied in the expected direction along each metric in question, according to whether Turbo was instructed to make the text easier or harder to read. We found that the modified versions varied in the expected direction according to automated readability metrics as well (see Figure 6).

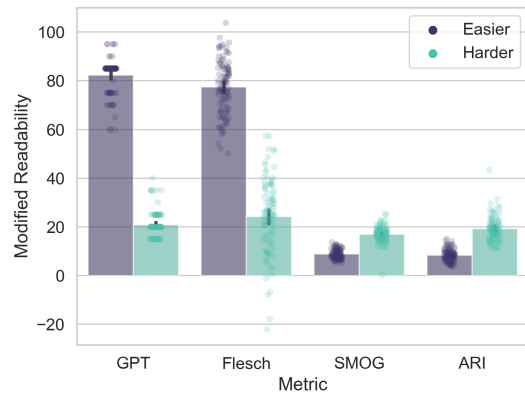


Figure 6: Comparison of automated readability scores for the modified text excerpts.