

# Corporate Non-Disclosure Disputes: equilibrium settlement where increasing legal liability encourages voluntary disclosures

Miles B. Gietzmann<sup>1</sup> and Adam J. Ostaszewski<sup>2</sup>

**Abstract.** How should a court resolve a shareholder-management dispute after an unexpected price drop, when it is suspected that at an earlier time management chose not to update (disclose to) the market about a material event that was privately observed? An earlier fundamental result in this area (Dye, 2017) has shown that if the court chooses to make public that it will increase awards of damages to try and deter non-disclosure, then this may have the perverse effect that management may rationally choose to disclose less. Schantl and Wagenhofer (2024) call this the pure-insurance effect shareholders receive from higher damages payments. They show that the result may be relaxed if management also face a fixed exogenous reputational cost from non-disclosure. In this research we probe the increased-damages versus reduced-disclosure result via a different route. We introduce a dynamic continuous-time model of management’s equilibrium disclosure decision and show that as awards of damages increase this has in a dynamic setting a hitherto unrecognized effect: management rationally switch their disclosure strategy. We characterize the range of damage awards, which we term the legal consistency zone, in which increased awards of damages evoke an endogenous increase in voluntary disclosure.

**JEL Classification:** K13, K22, G38, G39, D82, M41

**MSC Classification:** Primary 91G50, 91-10, 91B38, 91B44, Secondary 91G80, 93E35, 60G25, 91B32, 91B99

**Keywords:** Asset-price dynamics; voluntary aggregate-disclosure; litigation; scienter liability; legal consistency; Markov piecewise-deterministic modeling.

## 1 Introduction

An underlying principle in securities markets is that the information that is released by companies is timely and accurate. Regulations exist (e.g. the

---

<sup>1</sup>Bocconi University; miles.gietzmann@unibocconi.it

<sup>2</sup>London School of Economics; a.j.ostaszewski@lse.ac.uk; Corresponding author

10b-5 rule in the US) which allow investors to pursue claims of fraudulent misrepresentation if released information is deceitful or alternatively price-relevant information is knowingly withheld and omitted from reports – the latter circumstance is of interest here. It is generally recognized that only a minority of litigated claims proceed to court-awarded damages (Mnookin, 2021), the majority being resolved by direct negotiation. Nevertheless, since the latter settlements are reached in the shadow of the law (in the shadow of potential court rulings), litigation mechanisms as outcome determinants are a central concern below. In this research we focus upon two principal interacting incentives which may discourage management of companies from omitting disclosure of price-relevant information. Firstly, in a multi-period setting, management may recognize a benefit from establishing a reputation for *candid* (and timely) release of all privately observed signals including negative ones. That first, purely voluntary, motivation may be combined secondly with governmental regulatory legislation which establishes a public legal framework for shareholders to pursue companies in courts if the release of negative signals is shown to be delayed. This research considers a multi-period model in which, although the two motivations may reinforce each other, it is also possible that the interaction may be in different directions. In particular, we are interested in understanding when the two types of incentives reinforce each other. This is important because an existing stand-out result (Dye, 2017) is that, in a two-period setting, increasing court awards of damages reduces voluntary disclosure.

First we establish that in a dynamic continuous-time model in which management may receive private information at various times between two mandatory disclosure dates the (Dye, 2017) result that increasing damages awards results in less voluntary disclosure is maintained when management follow a ‘sparing’ strategy (in the sense below).

However, as Beyer and Dye (2012) explained, when a multi-period setting is considered, management may choose to switch between voluntary disclosure strategies through time if parameters are varied. So, secondly our task is to consider whether raising awards of damages could result in management rationally switching equilibrium voluntary disclosure strategy. Specifically, our next research objective is to identify whether there exist conditions under which higher awards of damages result in management switching from a *sparing* voluntary disclosure strategy (in the sense of being economical with the truth), under which some (bad) news signals are withheld to a *candid* strategy (under which all signals are disclosed). If such conditions can be

shown to exist, the raising of court award levels may result in more voluntary disclosure so that voluntary and regulatory incentives reinforce each other.

The main contribution of this research mediates between these two positions. We derive conditions under which reinforcement is supported and we also characterize conditions under which it is not, in which case the (Dye, 2017) result would be maintained in a dynamic context. Our Main Theorem (in Section 6) establishes a *legal consistency zone* comprising two circumstances: (i) a switching *Goldilocks-interval*,  $\underline{c} < c < \bar{c}$ , where the litigation charge that is neither too high nor too low elicits an increase in voluntary disclosures, together with (ii) a second interval, where candid behaviour is followed, both contradicting the Dye disclosure-reduction result.

We provide a graphic presentation in Figure 4 (Section 6) of the required condition for a legal consistency zone to arise and show its similarity to continuous-compounding lease (or bond) valuation. This arises intuitively because we establish that when management do not make any disclosures the company value falls like that of a finite-lived leased asset. The critical condition then is analogous to a comparison of two leased assets with different economic depreciation rates through time.

Another potential advantage of explicitly modelling the problem in continuous time is that we can explore different more realistic possibilities for how damages awards are set. In most existing models of non-disclosure it is assumed that courts eventually see the private signal that management withheld. We call this the *delayed omniscience assumption*. In reality this is a strong assumption. We consider an alternative. Given our chosen continuous-time setting, it is possible to characterize the fair price (valuation) of the company just before the mandatory disclosure date if no disclosure was provided by management before the mandatory date and this value can be used as a substitute for the delayed omniscient value. We present a graphical representation of this in Figure 1 below. To summarize: we replace the delayed omniscient valuation, which in reality may never be seen by the courts, with the ‘just before’ equilibrium valuation of the firm if no voluntary disclosure had taken place. Using the leasing analogy again, this is the value of the leased asset at the year-end (mandatory disclosure date).

Expressed more formally we adopt a continuous-time framework in which during periods of silence an ODE (ordinary differential equation) describes the evolution of the *equilibrium trend value* (derived in Section 5). This evolution is associated with equilibrium market inferences, such inferences considering whether falls observed in price go beyond trend values, thereby sug-

gesting the possibility that the firm withheld negative private information. An internally generated signal of the firm's value, denoted  $Y_t$ , is privately observed intermittently between the mandatory disclosure dates so that the *random* observation times  $t$  of  $Y_t$  follow a Poisson process independent of the signal value. We model the signal, consistently with the benchmark Black-Scholes framework, as a geometric Brownian *martingale* (details in Section 3). If observed and if disclosed, it will be disclosed truthfully and so establishes a new valuation of the firm at that point in time. However, absent any disclosure, the market remains uninformed as to whether a signal has been received. The ambiguity of silence (over a lack of signal or of a non-disclosed signal) at any point in time may be viewed as a continuous analogue of the *scheduled* 'potential' interim announcement in the foundational Dye framework of (Dye, 1985). We exploit the earlier modelling in Gietzmann and Ostaszewski (2016) with the inclusion now of possible shareholder litigation. Here rationally anticipated damages-payments (court awarded, or settled by negotiation) affect a firm's voluntary disclosure calculus.

In our model the ODE has a tractable explicit solution (in terms of the model's parameters, such as the arrival rate of private news and the combined observation and production variability). Throughout a period of silence it expresses in implicit terms (absent any voluntary disclosures) an equilibration of two opposing forces: non-disclosure of what might be interpreted as bad news protecting the value (before the terminal time of  $t = 1$ ) of the firm versus a higher likelihood that litigation will require damages to be paid.

Its solution is an exponential-like declining continuous convex curve  $\gamma_t$  recalibrated so that the last known disclosed value assumed to occur at time  $t = 0$  has  $\gamma_0 = 1$ . As  $t$  increases the associated *equilibrium trend curve*  $\gamma_t$  is the principal component in the market's assessment of firm value when there is no (corrective) disclosure. This reflects the market's inference from continued silence as an increased likelihood (but not certainty) of an undisclosed poor signal value having been privately received by the firm. The date of the next mandatory disclosure is taken to be  $t = 1$ . The *limiting value* as  $t$  tends to 1 of  $\gamma_t$ , namely  $\gamma_1$ , now has an important significance: it is the market's valuation just prior to the mandatory disclosure itself, the later mandatorily disclosed valuation being denoted by  $Y_1$ . The fall in price from  $\gamma_0$  to  $Y_1$  is decomposed into two components - first an *expected* fall under continued silence  $\gamma_0 - \gamma_1$  and an *unexpected* component  $\gamma_1 - Y_1$ . The innovation in our approach is to model allowed litigated claim levels as being set to depend on the unexpected component, namely the difference between an equilibrium

value (under silence) inferred (calculated) by the market and an observed realized value  $Y_1$ .

Next, we need to consider whether at court (or in settlement negotiations) shareholders are to be awarded the full drop in price per share ( $\gamma_1 - Y_1$ ) or alternatively by some fraction of it, which we refer to as the *liability-share factor* or *damages multiplier*. How this damages multiplier is chosen becomes a key consideration.

Our approach to the court awarded damages (or settlement negotiated in the shadow of the law) uses *fair-pricing* (standard risk-neutral) valuation methods. On the one hand, the claimants hold the view that, with a specified level of probability, the firm has earlier at some unspecified time  $t$  not disclosed a negative private signal (whose disclosure would have earlier reduced the valuation of the firm to below  $\gamma_t$ ); on the other hand, is the view that in the absence of certainty as to whether management have received a poor signal, the firm's management cannot be held liable for the entire fall in value  $\gamma_1 - Y_1$ . Thus on introducing a damages multiplier  $\rho$  the resolved claim is

$$\rho(\gamma_1 - Y_1) \quad (\text{for } Y_1 < \gamma_1).$$

Here  $\rho$  is independent of the signal  $Y_1$ , but may depend on the parameters of the firm.

Given this potential further loss in the firm's value, optimal behaviour by the firm will induce precautionary voluntary disclosures at earlier times  $t < 1$ , leading to a similar formula

$$\rho_t(\gamma_t - Y_t) \quad (\text{for } Y_t < \gamma_t),$$

with implications concerning the mutual relations between  $\rho_t$  and  $\gamma_t$  based on fair-price (risk-neutral) considerations.

Our material is organized as follows. Section 2 reviews established two-period approaches in the literature. In Section 3 we begin with an informal qualitative introduction to the formal model of disclosure and associated settlement negotiation which we formally develop later, using fair-pricing methodology. In Section 4 we determine a lower cutoff below which poor private signals will be disclosed. Upper disclosure cutoffs, above which signals are disclosed, are derived in Section 5 where the probability of non-disclosure of observations is also discussed in the absence of litigation and when switching between sparing and candid behaviour occurs. General litigation effects on switching strategies are studied in Section 6 where we probe the

Dye litigation-reduction of voluntary disclosures, our main contribution being Main Theorem. Proofs are given in Section 7 (including technical results on the differences between ‘with litigation’ and ‘without litigation’ formalities that extend some of the earlier simpler arguments). Concluding remarks are in Section 8. Appendix A is devoted to various formulas from Brownian analysis. Appendix B outlines a formal approach to equilibrium concepts used in Section 5 and offers a Mathematica code for simulating Poisson monitoring of the state of the firm.

## 2 Literature Review

Dye in (Dye, 2017) studies a revised form of the standard two-period disclosure problem of (Dye, 1985) in which a seller of an asset, who may receive a private signal on the estimated intrinsic value of the asset, decides whether to disclose the signal realization to potential buyers. The revision (Dye, 2017) introduces is that after the sale a non-disclosing seller is liable to damages specified by a damages-multiplier times the amount the buyers of the asset overpaid for the asset. The overpayment is calculated based on what the asset would have sold for, if the seller’s signal had been disclosed in the market. That is, the model of legal damages assumes the seller-observed signal value is discovered by the courts after the sales transaction is completed. Dye in (Dye, 2017) establishes several counter-intuitive results within this simple model setting. He shows that when the numerical value for the damages multiplier is increased this leads to the seller being less likely to disclose the private signal, and this decline in disclosure also follows if an independent fact-finder (auditor) is more likely to detect non-disclosure. This leads Dye to conclude that his result yields the important paradoxical conclusion that greater damages payments for non-disclosure generate less disclosure (p. 706). His result is derived by showing that the equilibrium non-disclosure cutoff is increasing in the *damages multiplier*. The Dye result is sometimes described as a pure-insurance effect because when investors are given litigation rights to seek compensation, they incorporate this in the pricing of the seller asset. Since investors rationally believe they are price protected against non-disclosure, the investors become less cautious. As we shall see below, our model makes a different prediction, because we show how raising damages awards may incentivize a firm to switch earlier to a candid (full) disclosure strategy away from a sparing (cutoff) strategy (see Main Theorem). That is,

although the cutoff rises for the sparing strategy the firm chooses to switch away from that strategy

Schantl and Wagenhofer (2024) develop a Dye-type disclosure model that formalizes how this lower disclosure cutoff can arise. They assume that litigation, in addition to a pure insurance effect, also creates the possibility of a *deterrence effect*, in which the managers of firms experience a reputation cost even though they have full litigation insurance. This new deterrence effect introduces the dual cutoff strategy: the traditional (upper) Dye cutoff and now a new lower cutoff below which the reputation cost outweighs the valuation benefits from non-disclosure of bad news. This dual cutoff strategy allows Schantl and Wagenhofer to show that increasing legal damages payments for non-disclosure does not generate less disclosure in the case that the reputation effect dominates the insurance effect. This is closer to our result, but again we first focus on what specific assumptions they make about how damages are determined. Like (Dye, 2017) they assume that a signal observed privately by the firm’s manager, but not disclosed at the time of receipt, is observed perfectly by the courts, but with subsequent delay. The difference between that value and the market price of the firm, had the private signal been disclosed, then determines the damages. That is, the courts are presumed to enjoy *delayed but perfect observability*. A major result of Schantl and Wagenhofer (2024) is that decreasing litigation risk leads to less disclosure of very bad news, provided the reputation effect of non-disclosure is not too high. In our model there is no exogenously imposed fixed reputation cost.

Choi and Spier (2022) introduce a dual (low, high) productivity type Dye model in which public investment in low productivity firms is socially inefficient. However, such investment can occur if firms privately observe low project productivity but choose during fund-raising to not disclose it (“withholding material information”) and pool with uninformed firms. At issue is how to design the legal damages system which specifies how firms are liable for non-disclosure to deter inefficient investment. Choi and Spier show how in equilibrium firms’ non-disclosure depends on the frequency with which the firms are privately informed and the level of liability. They show that as the liability system becomes stronger, low productivity firms are increasingly deterred from raising funds. In the case where damages for non-disclosure only offer partial deterrence to strategic firms, they show how social welfare increases in damages. Like (Dye, 2017) they apply a delayed omniscience assumption for the courts, by modelling damages as being assessed on the realized value of the private productivity signal at the time of the court

hearing (not disclosed by the firm at the (earlier) time of observation). They also look at three extensions: firm managers being personally liable, induced false positives and costly litigation.

Field, Lowry, and Shu (2005) consider empirically whether disclosure triggers or deters litigation. They commence by noticing that Skinner (1994) suggests (early) voluntary disclosure can deter lawsuits, since providing timely information weakens the claim that managers acted improperly by failing to disclose bad news. Also, releasing bad news decreases the duration that the stock trades at a misleading price. However, Francis et al. (1994) find from their empirical studies the opposite result, that early disclosure increases the probability of litigation. Field et al. (2005) explain that the seemingly contradicting conclusions follow from the fact that litigation and disclosure are *endogenously* determined. So, in response they estimate a simultaneous equations model. They find that:

“Our results are consistent with both the pre-emption effect and the deterrence effect. First, firms with higher litigation risk are more likely to issue earnings warnings. This relation is robust across various specifications. More interestingly, we also find some evidence that firms that disclose early can lower their expected litigation risk. At a minimum, there is no evidence that earnings warnings trigger litigation, as some prior literature has suggested.”

We can contribute to this debate by providing a closed form model in which firms provide earnings warnings by applying our dual cutoff equilibrium strategy and can analytically appraise the comparative static of increased dispute occurrence triggered by non-disclosure within a class of firms with identical characteristics (see  $\beta, \kappa, \lambda$  below). Unlike Field et al. (2005) our model does not consider all firms with an above-1% size adjusted unexpected earnings as ‘treated’; they then define a matched untreated sample, as this would be consistent with a simple upper cutoff regime. Instead, we identify three mutually exclusive cases:

- (A) Firms making early voluntary disclosures, because they are below the lower cutoff (early bad news disclosers), who may not face damages-disputes if the stock price does not fall further. The prospective effect of subsequent disclosures is not studied here. We note the fair-price modelling undertaken by Dybvig et al. (2000) in connection with a reform act of 1995 in the US.
- (B) Firms privately observing signal(s) between the two cutoffs that do not make a voluntary disclosure, but could face damages litigation (or private settlement) if by chance the stock price subsequently were to fall below  $\gamma_1$ ,



the limiting upper cutoff at time  $t = 1$ .

- (C) Firms privately observing signal(s) between the two cutoffs that do not make a voluntary disclosure and do not face litigation as the stock price subsequently does not fall below  $\gamma_1$ .

So applying our model, the question is not whether disclosure triggers a dispute (and potential litigation) but instead whether, if the litigation regime (court threshold for damage awards – see  $\gamma_1$  below) is raised, the number of C-Firms increases relative to B-Firms? However, to answer this question we need to understand how the number of A-Firms changes.

When the value of  $Y_t$  (with  $0 < t < 1$ ) is disclosed in the (A) scenario as an early voluntary disclosure, this time  $t$  provides a new time origin for the subsequent analysis of the ODE associated with any future silence in the remaining interval (with initial condition now  $\gamma_0 = Y_t$ ). In particular, this means that the firm may face a dispute at later date. In view of this, our analysis reduces to considering only the B- and their complement C-Firms. The ratio of these two types (B:C) is a Mills ratio, which our model identifies as having the tractable form

$$\Phi\left(\frac{1}{2}\sigma - \lambda g(1)/\sigma\right) / \Phi\left(\lambda g(1)/\sigma - \frac{1}{2}\sigma\right),$$

where  $\sigma$  is the combined production and observation volatility, and the function  $g$  is defined by an integral

$$g(u) := \int_0^u h(t)dt \text{ with } h(t) = 2\Phi(\sigma/2\sqrt{1-t}) - 1 > 0.$$

We shall see that  $h(t)$  describes the *instantaneous decline* in the value of a silent firm so that  $g(1)$  gives the *average decline*. It is relevant to later considerations that  $h$  and so  $g$  depend on only the one parameter  $\sigma$ . For a derivation of the Mills ratio see Appendix A.

Thus, since the Mills ratio  $\Phi(x)/\Phi(-x)$  is increasing<sup>3</sup> in  $x$ , the relative ratio of B- to C-firms is decreasing in  $\lambda$  and increasing in  $\sigma$ .

Schantl and Wagenhofer also consider endogeneity issues in their model; however, their focus is upon establishing when the market reaction to good news is greater than the reaction to bad news.

To summarize, our theoretical model suggests an enhanced research design and more nuanced model question when looking at empirical disclosure

---

<sup>3</sup>Its derivative is  $\varphi(x)/\Phi(-x)^2$ .

and litigation data. Instead of asking does disclosure drive litigation the questions should be:

- how does volatility and precision drive the efficacy of litigation and what effect does that have on disclosure;
- how does increasing the liability-share factor applied to the observed damages increase disclosure.

Marinovic and Vargas in (2016) put it well: “In our setting, litigation and disclosure are simultaneously determined but are not causally linked.”

### 3 Model framework

Below, in our formal valuation model of persistently silent firms, the market decreases the value of the firm according to a specific form of exponential decline. Key here is how investors should rationally value (in fact, downgrade) a firm’s persistently continued silence. Investors’ inferred value comes from weighing up the two possibilities that silence follows from the firm not receiving any private signal or from receiving a (bad) news signal which they chose voluntarily not to disclose. Given such an evaluation, one would intuitively expect that, for a range of regular distributions on the probability that the firm receives a signal, the longer the period of silence, the more likely investors believe the firm has received some form of bad news and so, as time progresses with continued silence, the market continues to downgrade the value of the firm. Gietzmann and Ostaszewski (2023) make this intuition precise by deriving a unique *equilibrium trend value* of the firm. This is the chosen dynamic ‘upper cutoff’  $\gamma_t$  above which values are disclosed (see Section 5). It is shown to follow a form of simple exponential continuous decline, so that if silence continues until the next mandatory disclosure period at  $t = 1$ , then the investors will have continuously through time downgraded the firm to a *rationally anticipated limiting value* at  $t = 1$ . We shall denote this value by  $\gamma_1$ , which need not agree with the actual mandatorily disclosed value  $Y_1$ .

Our model has three observables:

- i) initial firm-value (at  $t = 0$ ) :  $\gamma_0$ , re-scaled so that  $\gamma_0 = 1$ ;
- ii) *limiting* terminal trend value (at  $t = 1$ ) :  $\gamma_1$ , arising from the firm remaining silent until the next mandatory disclosure time (at  $t = 1$ );
- iii)  $Y_1$  the actual terminal firm-value observed at terminal time  $t = 1$ .

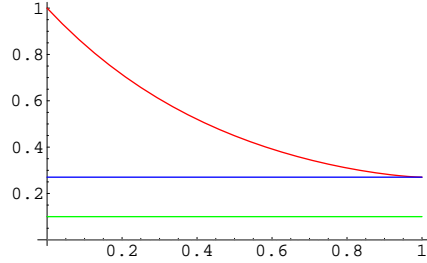


Figure 1. Disclosure cutoffs (p.v.) over time interval (0,1): red upper (equilibrium trend value  $\gamma_t$ ), blue lower (precaution against damages liability for threshold  $\gamma_1$ ) and green lowest (precaution against personal liability)

We shall assume that disclosures above  $\gamma_1$ , by virtue of  $\gamma_1$  being the limiting trend value, do not attract allowable claims for damages.

This leaves the fundamental question of how to proceed if  $Y_1 < \gamma_1$ , i.e. if the mandatory disclosed value is below the rationally expected limiting trend-value with the silence persisting from  $t = 0$  to  $t = 1$ .

We shall assume the investors rationally conclude that prior to  $t = 1$  with some probability the firm's management was in receipt of some *bad news* (we are precise about what this means below). Thus the firm (and perhaps also the manager) could be liable for *scienter* damages, as a form of redress to the shareholders, for knowingly keeping back material information. So  $\gamma_1$  provides a lower cutoff below which the manager is incentivised to disclose low ('very bad') value signals.<sup>4</sup> We will formally show that early disclosure of bad news arises at an earlier time  $t < 1$  when management observes  $Y_t < \gamma_1$  and  $\gamma_1$  is the known court threshold for award of damages.

The context is that the firm is now modelled as facing two voluntary disclosure cutoffs: an upper cutoff and a lower cutoff, above and below which respectively the firm always makes voluntary disclosures of privately observed signals if received. However, we are assuming a model in which legally enforceable damages payments arise (whether as settlements or, by default, as court awarded damages) when the observed firm-value  $Y_1$  is below the threshold value  $\gamma_1$ .

---

<sup>4</sup>Evidently, damages could bankrupt the firm, creating a further cut-off below which management, fearing bankruptcy, would be motivated to declare such *very bad news*. This is considered below.

Under these circumstances of potentially non-disclosed earlier news (‘intermediate bad news’, i.e. between the upper and lower equilibrium cutoffs), we model damages awarded against the firm by using the formula

$$\rho(\gamma_1 - Y_1), \text{ if } Y_1 < \gamma_1,$$

where the *liability-share* factor<sup>5</sup>  $\rho$  reflects the market-based probabilistic level that undisclosed signals had likely been observed prior to  $t = 1$ . This leads to a *corrective lowering* of the market valuation of the firm from its earlier unjustified level.

We shall assume the proposed liability-share depends on some character of the firm (defined by model parameters) but *not* on the level  $Y_1$ . If at time  $t$  management observe  $Y_t$  with  $\gamma_1 < Y_t < \gamma_t$ , then management rationally expect the market valuation at time  $t = 1$  to be  $Y_t = \mathbb{E}_t[Y_1|Y_t] > \gamma_1$  and expects to escape litigation. We stress that here and hereafter expectations at time  $t$  are calculated with respect to the *market’s information* (filtration) as encapsulated in the *market probability measure*.

However, if the realized signal at time  $t = 1$  is  $Y_1 < \gamma_1$ , shareholders for their part embark on legal action against the firm for alleged *fiduciary negligence* (e.g. under the SEC regulation of Rule 10b-5, “for the withholding of material information”) on the *probability* that at some earlier time  $t$  an observation  $Y_t$  below  $\gamma_1$  created a breach of shareholders’ reasonable reliance on the proper functioning of the market (in representing rationally expected true value). Our appeal to the liability-share factor reflects the above mentioned probability assumption.

The net-value of the firm after damages claims are settled is

$$Y_1 - \rho(\gamma_1 - Y_1) = (1 + \rho)(Y_1 - \frac{\rho}{1 + \rho}\gamma_1) \text{ if positive, when } Y_1 < \gamma_1.$$

Evidently, in the event that  $Y_1 < \bar{y}_1 := \frac{\rho}{1 + \rho}\gamma_1$ , the firm is *bankrupt* (in view of its limited liability) and the damages awarded against the firm can amount to only  $Y_1$ . Thus any earlier time  $t$  observations  $Y_t$  below the threshold  $\bar{y}_1$  correspond to *very bad news*, since management expect bankruptcy at the terminal time (as  $Y_t = \mathbb{E}_t[Y_1|Y_t] < \bar{y}_1$ ) and should bear *personal liability* if the time  $t = 1$  realization is  $Y_1 < \bar{y}_1$ , on the grounds that the management

---

<sup>5</sup>Rho for the ‘recompense’ effect; and for the ‘reward’ of a promptness effect, emerging below.

had very likely seen an earlier signal below  $\bar{y}_1$ .<sup>6</sup>

Below, we use rational expectations in the style of (Dye, 1985) to explain the rationality of non-disclosure and to model the curve  $\gamma_t$  as derived from a Black-Scholes model of  $Y_t$  by combining the *fair-price* (risk-neutral) methodology from finance (cf. (Bingham and Kiesel, 1998)) with potential settlements, the latter payment being treated as an additional financial option. The original (Dye, 1985) model made no allowance for a court environment to ensure disclosure of low values and so lacked a second cutoff (but Schantl and Wagenhofer did introduce a lower cutoff). Our approach influences the evolution of the upper cutoff  $\gamma_t$ , as in general the possibility of damages awarded as a result of litigation raises the (upper) cutoff, as in (Dye, 2017). The amount by which it rises results from the emergence of the lower cutoff  $\delta_t > 0$ , which replaces the original ‘floor-level-0’ when litigation was absent.

We turn to comment (briefly here) on the effect of the liability-share factor  $\rho$ . Up to this point we have implicitly been assuming firms will choose a dynamic strategy of always remaining silent if it is not conducive to a higher firm valuation to disclose any private signal. This is described above as a *sparing* strategy - only making voluntary disclosures when it benefits the firm’s valuation, in contrast to a *candid* strategy of always being truthful about observed signals.

The value of the liability-share factor can be set so as to *penalize* management for pursuing what we have just termed *sparing* behaviour, by diminishing the optimal duration  $\theta$  of this behaviour (see Section 6, Proposition 5 for how the switching time  $\theta$  alters as a result including a liability-share factor). The liability-share factor depends both on the promptness of disclosure, be it voluntary or mandatory, and on firm characteristics that we

---

<sup>6</sup>It is also possible to consider the effects of the firm purchasing *insurance*, but we do not pursue such an approach here. (See Schantl and Wagenhofer (2024).) This stance avoids the need for considering an associated scienter liability towards the insurer. Indeed, the insurance premium against damages is notionally a ‘mitigated’ put option: its risk-neutral value to the firm, if bought at time  $t$  when observing  $Y_t$ , is

$$\mathbb{E}_t[\rho(\gamma_1 - Y_1)^+ | Y_t] = \rho \mathbb{E}_0[(\gamma_1 - Y_1)^+ | Y_t].$$

The insurer, if one can be constructed, needs to replicate the claim; in computing the premium on the understanding that the undisclosed  $Y_t$  and  $\gamma_t$  agree, the insurer presumes the starting state (of say a correlated traded asset, if there is one) to be less adverse for the put contract. This understanding, if refuted by later evidence, may eventually invalidate the insurance, or at best create a parallel personal claim for damages, the intricacies of which we avoid modelling.

choose to model, these latter being principally three in number: the *frequency* (*intensity*) of private (non-public, i.e. internal to the firm) information arrival and receipt by management, denoted  $\lambda$ ; the *variability* of the economic activity of the firm, denoted  $\sigma$ , and finally, in circumstances to be developed later, a candour-inducing (as opposed to the commonly experienced sparing-induced) remuneration rate, which we term *pay-for-performance*, denoted  $\kappa$  (compensation for effort). The liability-share may naturally be linked to the likelihood of non-disclosed information which can be assessed (see Section 5.2) and graphed against the news-arrival rate in a sparing environment for any fixed value attached to the variability  $\sigma$ ; this is also compared against well-known probability formulas associated with the benchmark Black-Scholes-Samuelson equity model (displayed in Appendix A).

Creation of an upper cutoff and a lower ‘damage-limitation cutoff’ resolves the earlier mentioned *tension* between the shareholders who want the price high, yielding the upper disclosure threshold (sparing behaviour), and the potential buyers of stock who want to *avoid purchase of over-priced assets*, reflected in both candid behaviour and the lower threshold provided by potential damages. The actions of management are determined by the choice of the above parameters by which the shareholders (as represented by the board) mediate between the two effects.

All values referred to below are taken to be *discounted* to the starting date  $t = 0$ , the initial mandatory disclosure date, and the reporting period ends with a mandatory terminal disclosure date at  $t = 1$ . The firm’s economic activity is evaluated by management throughout the period, but only at the arrival times of a Poisson process which has intensity  $\lambda$ . The firm’s equity valuation signal is a martingale modelled as a geometric Brownian process  $Y_t$ , so that its log-value is described by

$$\log Y_t = \log Y_0 - \frac{1}{2}\sigma^2 t + \sigma W_t,$$

where  $W_t$  is standard Brownian motion. Here the volatility factor  $\sigma$  aggregates volatility in the economic production process and in the precision of its evaluation.

Before deriving in Section 5 the equation for  $\gamma_s$ , we need to understand the effects of damages payments.

## 4 Damages and the lower cutoff

In this section we demonstrate how the damages threshold  $\gamma_1$  provides the lower cutoff (for ‘bad news’) introduced above. This builds a fair-pricing relationship between bad news and the upper cutoff.

We consider the period between the last disclosure of value and the date of the next mandatory disclosure as represented by the unit interval  $[0, 1]$ . It is convenient to rescale the last disclosed valuation of the initial time  $t = 0$  to unity (as the signal  $Y_t$  is a geometric Brownian martingale) and to consider *abstractly* the management’s upper disclosure threshold  $\gamma_t$ . Suppose that the period of silence extends all the way to time  $t = 1$ . We consider the effects of litigation when the mandatory announcement  $Y_1$  falls below a threshold level  $\gamma_1$  in either mode of reporting (candid or sparing) so that the court considers awarding damages in the event that

$$Y_1 < \gamma_1.$$

There may evidently have been several observations of the state  $Y_t$  with *all of them* non-disclosed in the ‘sparing interval’ (the period when disclosure is made at a Poisson arrival time  $t$  only if  $Y_t$  is above  $\gamma_t$ ), so only  $Y_1$  is known to the market. US shareholders may thus exercise their right under the SEC Regulation embodied in Rule 10b-5 on the recognized basis of reliance on the market (see Cornell and Morgan (1989)) to sue the firm for damages on the basis of the evidence that  $Y_1 < \gamma_1$ . We suppose that a negotiated settlement would result in privately agreed damages

$$\rho(\gamma_1 - Y_1),$$

on grounds of highly probable ‘scienter liability’, where  $\rho$  is independent of  $Y_1$  and depends on the probability of knowingly not disclosing any detrimental observation in the period  $[0, 1]$ . We allow possible dependence on other factors, such as timing and firm characteristics connected to management’s ability to gather intelligence. These will come to light later when we model the managerial operations.

We will see that management will prefer to avoid dispute settlements by voluntarily disclosing any earlier observation  $Y_t < \gamma_1$ . In view of this we will also study the effects of promptness of disclosure, in which  $\rho$  may depend on the timing  $t$  (how early) the disclosure is made and so replaced by a *timed version* liability-share  $\rho_t$ , and lastly we will compute the probability

of observations being not disclosed, given the structure of the firm in regard to pay-for-performance and intelligence gathering.

**Proposition 1 (Effect of equilibrium damages on valuation;** cf. (Schantl and Wagenhofer (2024)). *Assuming the court threshold for awarding damages is  $\gamma_1$  and appropriate personal liability is borne by management, in equilibrium if at any time  $t < 1$  the observed signals  $Y_t < \gamma_1$ , then at that time  $t$  the firm's (net-of-damages) valuation falls below  $Y_t$ :*

$$(1 + \rho)Y_t - \rho(\gamma_1 + \mathbb{E}_t[(Y_1 - \gamma_1)^+ | Y_t]) < Y_t.$$

*Thus disclosure of  $Y_t$  leads to a fall in market valuation below an equilibrium upper limit  $\gamma_t$ .*

**Corollary 1.** *The corresponding lower cutoff is  $\delta_t \equiv \gamma_1$ .*

For the proof see Section 7. The firm thus faces a conflict of interest between maintaining a higher market valuation versus a higher damages settlement; we consider the trade-off in Section 6. The result stands in contrast to the prospective effects in the so-called US Reform Law of 1995: see Dybvig et al. (2000).

## 5 Equilibrium and the upper cutoff

As promised at the end of Section 3, we now derive the determining equation for  $\gamma_t$ . Below, though we work in a continuous framework, we follow the (Dye, 1985) paradigm of three dates (in his case the mandatory initial-, the voluntary interim- and the mandatory terminal-disclosure dates) from which to derive a downgrade at the interim date. Relocating these three dates to  $t < s < 1$ , the interim downgrade  $\gamma_s$ , which is also the threshold for announcements in equilibrium at time  $s$ , is the value  $\gamma = \gamma_s$  which symbolically satisfies

$$\gamma = \mathbb{E}^{\mathbb{Q}}(Y_s | ND_s(\gamma), \mathcal{F}_t), \quad (\text{indif})$$

with  $\mathbb{Q}$  = the market's probability measure for all relevant events,

$\mathcal{F}_t$  = market information at time  $t$ ;

$ND_s(\gamma)$  = the event at time  $s$  that no disclosure occurs when the signal is below  $\gamma$ ;



$RHS$  = the market's expectation of value, conditional on the non-disclosure event  $ND_s(\gamma_s)$ , including expected settlement.

We assume that the observation  $Y_s$  is of the financial state of the firm  $X_s$ , the latter treated as a hidden variable, and that the regression function  $m_s(y) := \mathbb{E}_{t=0}[Y_1|Y_s = y]$  is increasing. Then the optimal threshold  $\gamma_s$  is uniquely determined and has three properties as follows.

(i) **Minimum Principle** (Ostaszewski and Gietzmann (2008), cf. Acharya et al. (2011)): The valuation function

$$W(\gamma) := \mathbb{E}_0[Y_1|ND_s(\gamma)]$$

has a unique *minimum* at  $\gamma = \gamma_s$ . This result implies the Minimum Principle: *In equilibrium the market values the firm at the least level consistent with the beliefs and information available to the market as to its productive capability.*

See Gietzmann and Ostaszewski (2023) for this form of the so-called *Unravelling Principle* due originally to Grossman-Hart-Milgrom.

(ii) **Risk-neutral Consistency Property:**  $\gamma_s$  is the unique value  $\gamma$  such that

$$\mathbb{E}_0[Y_1|Y_0] = \tau_D \mathbb{E}_0[Y_1|Y_s \geq \gamma \text{ disclosed}] + \tau_{ND} m_s(\gamma),$$

where  $\tau_D$  is the (time  $t = 0$ ) probability of disclosure occurring at  $s$ . This is highly significant, in that the valuation at time 0 anticipates the potential effects of a voluntary disclosure at the future interim date  $s$ . In brief, the approach is consistent with the principles of *risk-neutral valuation*; for background see (Bingham and Kiesel (1998), Chap. 6). In particular, the risk-neutral valuation is a *martingale*, constructed via iterated expectations from  $\tilde{\gamma}_s := \mathbb{E}_s[X_1|Y_1] = \mathbb{E}_s[\tilde{\gamma}_1]$  (as  $\tilde{\gamma}_1 := \mathbb{E}_1[X_1|Y_1]$ ) – see (Gietzmann and Ostaszewski (2016), §2.3).

(iii) **Interim downgrade:** From the perspective of time  $t$ , in a model with only three dates:  $t < s < 1$ , the Dye equation (indif) at time  $s$  may be written:

$$\gamma_s = \frac{p\gamma_t + q \int_0^{\gamma_s} x d\mathbb{Q}_t(x) + q\rho_s \int_0^{\gamma_s} (\gamma_s - x) d\mathbb{Q}_t(x)}{p + q\mathbb{Q}_t(\gamma_s)}, \quad (\text{cond})$$

as  $\gamma_t = \mathbb{E}_t[Y_1]$ , where the  $t$ -subscript indicates conditioning on  $\mathcal{F}_t$ . Here the probability of a signal being observed by management at time  $s$  is  $q = q_s$ , assumed exogenous and independent of the state of the firm, and  $p := 1 - q$ . The third term in the numerator involves a liability-share factor  $\rho_s$  and recognizes the settlement of claims for damages on the grounds that some signal  $x < \gamma_s$  is likely to have been observed at the time  $s$  or earlier and not

disclosed; the form of the damages term is a corollary of Proposition 1 and its inclusion reflects the equilibrium assumption of *rational expectations*. The factor  $\rho_s$  is independent of the signal of time  $s$  (i.e. assuming  $Y_s$  is observed) and may take into account characteristics of the firm as well as the time  $s$  itself (i.e. promptness of a disclosure).

We may now adopt the received standard approach in defining a perfect Bayesian equilibrium as in the expositions of (Dye, 2017) and (Dye and Sridhar, 2024) in a backwards-dynamic programming fashion. We cite their statements nearly verbatim. As there, our calculations are based on risk-neutral evaluations (so the securities markets are competitive in the sense that the price of the firm is a martingale and equals the expected value of the firm's future economic value at all points in time based on the publicly available information at that time); the manager does not independently participate in the securities markets; the investors comprise representative agents (are homogeneously informed) and obtain their information from the firm's filings.

Thus prices are set correctly based on the firm's disclosures or non-disclosure, and the firm's disclosure decision is optimal, taking the prices the firm believes the representative investors will pay for the asset conditional on disclosure or non-disclosure as given. Here too we make the Grossman-Milgrom assumption that the firm can never make a false disclosure, the specification of prices given in equation (cond) applies both "on" and "off" the equilibrium path, that is, whether or not buyers expected the firm to disclose its observed signal.

**Proposition 2 (Equilibrium trend value dynamics).** *The continuous-time limit of the Dye equation (indif) incorporating Poisson-directed private observations takes the form*

$$\gamma'_t = -\lambda\gamma_t(1 - \rho_t)h(t). \quad (\text{cont-eq})$$

Here  $\rho_t$  is a timed liability-share factor, studied in detail in Section 5.3. Indeed, reference to the Poisson probability of a jump occurring in  $[t, s]$  as being  $q = q_{ts} = \lambda(s - t) + o(s - t)$ , using the Landau little-oh notation, and with  $p = 1 - q_{ts}$ , after some re-arrangements (involving integration by parts – Section 7), equation (cond) leads to:

$$(1 - q_{ts})\frac{\gamma_s - \gamma_t}{(s - t)} = -\lambda(1 - \rho_s) \int_{z_s \leq \gamma_s} \mathbb{Q}_t(z_s) dz_s,$$

ignoring errors of order  $o(s-t)/(s-t)$ . Passing to the limit as  $s \downarrow t$  we obtain (cont-eq) above, where, with economic activity and noisy observation taken in the standard Black-Scholes setting,

$$h(t) = 2\Phi(\sigma/2\sqrt{1-t}) - 1.$$

We term  $\sigma$  the (*aggregate*) *volatility* (aggregating productive and observation vols.). For a proof (absent any damages) see Gietzmann and Ostaszewski (2016) and Gietzmann and Ostaszewski (2023). For an interpretation of  $h$  see the end of Section 2.

Armed with these definitions, an equilibrium comprises for each time  $t$  : prices that are either  $Y_t$  if the signal is received and disclosed but otherwise  $\gamma_t$ , which is a time  $t$  cutoff for disclosure of observations of  $Y_t$ , and a “no disclosure” set  $ND_t$  such that:

- (i) if the firm discloses  $Y_t$ , then the investors price the stock at  $Y_t$ ;
- (ii) given that investors think the firm uses the cutoff  $\gamma_t$ , if the firm makes no disclosure, then investors price the asset at  $\gamma_t$ ;
- (iii) given that the firm thinks investors set the price of the stock when the firm discloses  $Y_t$  as being  $Y_t$  and when the firm makes no disclosure as being  $\gamma_t$ , the firm discloses the estimate  $Y_t$  when it receives the observation if and only if  $Y_t \geq \gamma_t$ , where  $\gamma_t$  is as defined by (cond), and the set  $ND_t$  is given by  $ND_t = \{Y | Y > \gamma_t\}$ .

In the light of this analysis, sparing behaviour consists in disclosing  $Y_t$  if observed at time  $t$  provided  $Y_t > \gamma_t$ .

For a more formal exposition of the equilibrium considerations see Appendix B.

## 5.1 Explicit solutions and simple examples

In the case of a firm silent until the mandatory disclosure date, i.e. silent in the interval  $[0, 1)$ , we may solve

$$\gamma'_t = -\lambda\gamma_t h_\rho(t) \text{ with } h_\rho(t) = (1 - \rho_t)h(t),$$

by separation of variables:

$$\begin{aligned} \log \gamma_t &= \int_0^t \frac{d\gamma_t}{\gamma_t} = -\lambda g_\rho(t) \text{ for } g(t) = \int_0^t h_\rho(u) \, du : \\ \gamma_t &= e^{-\lambda g_\rho(t)}. \end{aligned}$$

In particular, this yields the left limit  $\gamma_1$  to be higher than that obtained when no litigation is permitted:

$$\gamma_1 = \lim_{t \rightarrow 1} \gamma_t = e^{-\lambda g_\rho(1)} > e^{-\lambda g(1)} := \gamma_1^{\text{no lit}}.$$

More generally, the whole of the upper disclosure curve arising under litigation lies above the corresponding curve when litigation is prohibited, for which  $\gamma_t^{\text{no lit}} = e^{-\lambda g(t)}$ .

The analysis is particularly transparent in the special case when  $\rho_t \equiv \rho$  is constant:

**Proposition 3 (Constant liability-share: comparative statics).** *Under the sparing regime the valuation curve  $\gamma_t$  is higher for a higher constant factor  $\rho$ . In particular, the damages cutoff is higher for a constant higher factor  $\rho$ .*

Indeed, if  $\rho^H > \rho^L$ , then  $e^{-\lambda(1-\rho^H)g(t)} > e^{-\lambda(1-\rho^L)g(t)}$ .

Another special case which provides initial insights and is a building block towards more general behaviours corresponds to  $\rho \equiv 0$  (no litigation)<sup>7</sup>. This adequately answers the natural question of what is the probability of suspected non-disclosure, as the probability depends only on  $\gamma_1$  and not on the expected damage-losses.

## 5.2 The example of $\rho \equiv 0$

In this no-litigation context, studied in Gietzmann and Ostaszewski (2023), there exist equilibria involving a single switch between the two kinds of behaviour: sparing and candid. This plays on a firm having already established a reputation (recognized by the market) for selection of these switching behaviours in equilibrium. The context will most conveniently start with that of a sparing-first behaviour where, after an optimal switching time  $\theta$ , management switch to being candid thereafter; if no switching is involved, one may take  $\theta = 0$  to create a context of sparing-only behaviour. Subsequently, we consider a switch at an optimal time  $\theta$  from candid-first behaviour to sparing behaviour. The characterization in this subsection of the optimal switching time is taken directly from the ‘no litigation’ model in Gietzmann

---

<sup>7</sup>Equivalently, for  $\rho_t \equiv \rho$  constant, one may revise to smaller parameter values determining the switching time  $\theta$  and rescale  $\lambda$  to  $\lambda(1 - \rho)$ : see Section 6 Remark 4.

and Ostaszewski (2023). See Proposition 5 in Section 6 for the more general ‘with litigation’ characterizations.

In the sparing-first mode

$$\gamma_t = \begin{cases} e^{-\lambda g(t)}, & 0 \leq t \leq \theta \\ \gamma_\theta = e^{-\lambda g(\theta)}, & \theta \leq t < 1. \end{cases}$$

By contrast, in the candid-first mode

$$\gamma_t = \begin{cases} 1, & 0 \leq t \leq \theta, \\ e^{-\lambda[g(t)-g(\theta)]}, & \theta \leq t < 1. \end{cases}$$

This last clearly satisfies  $\gamma'_t = -\lambda h(t)\gamma_t$  in the second subinterval. Here

$$\gamma_1 = e^{-\lambda[g(1)-g(\theta)]}.$$

Taking  $T = 1 - \theta$  or  $T = \theta$  as the length of the sparing interval, according to context, the probability of a Poisson arrival time occurring in the interval is

$$1 - e^{-\lambda T}.$$

Under a sparing-first strategy, the optimal switching point  $\theta$  here (see Gietzmann and Ostaszewski (2023)) solves the equation

$$(1 - \theta)h(\theta) = (\kappa^{-1} - 1)/\lambda$$

(cf. the more general Proposition 5 below). So, as  $(1 - t)h(t)$  is decreasing in  $t$ ,

$$\lambda = \frac{(\kappa^{-1} - 1)}{(1 - \theta)h(\theta)} \geq \frac{\kappa^{-1} - 1}{h(0)}, \text{ i.e. } \lambda \geq \frac{\kappa^{-1} - 1}{h(0)}.$$

Here  $\theta = 0$  for  $\lambda = (\kappa^{-1} - 1)/h(0)$ , so that low values of  $\lambda$  correspond to low  $\theta$  and so candour almost throughout. Large values of  $\lambda$  increase the sparing duration  $\theta$ , leading to a lowering of the terminal threshold  $\gamma_1$  which tends to 0 as  $\lambda \rightarrow \infty$ .

Recall that we model  $Y_t$  as a martingale, so as  $Y_0 = 1$ ,  $\log Y_t$  for  $\theta < t < 1$  is represented by

$$\log Y_t = -\frac{1}{2}\sigma^2 t + \sigma W_t,$$

with  $W_t$  a standard Brownian motion. If no observations in  $(0, 1)$  are reported, then any withheld observations occurred in  $(0, \theta]$ . Recalling that  $\gamma_\theta = e^{-\lambda g(\theta)}$ ,

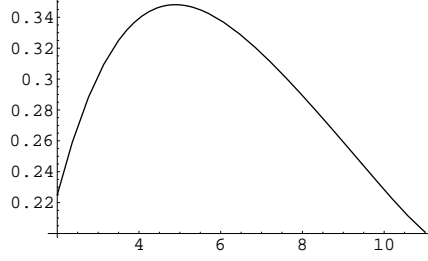


Figure 2a. Scienter probability (withholding earlier signals below  $\gamma_1$ ) in Poisson sampled sparing-first case with  $\sigma = 3, \kappa = 0.7$ .

the probability that  $Y_t < \gamma_\theta$  for some Poisson arrival time  $t$  in  $[0, \theta]$  is given by the probability that for some Poisson arrival time  $t$  with  $0 < t \leq \theta$

$$-\frac{1}{2}\sigma t + W_t < -\lambda g(\theta)/\sigma, \text{ (on dividing by } \sigma),$$

$$\text{i.e. } \min_{\tau \in [0, \theta]} \left( -\frac{1}{2}\sigma \tau + W_\tau \right) < -\lambda g(\theta)/\sigma,$$

where again  $\tau$  is allowed only to be a Poisson arrival time. As before, we use

$$\gamma_1 = \lim_{t \rightarrow 1} \gamma_t,$$

with  $\gamma_t$  the upper disclosure threshold. The probability of the event at time  $\tau$ , corresponding to a signal observation below  $\gamma_1$ , must then be multiplied by the probability of a Poisson arrival time occurring, which is  $1 - e^{-\lambda\theta}$ .

As there is no simple closed formula for this overall probability of the event that management withhold privately observed signals, we have included in Appendix B a simple Mathematica code which enables us to include here by way of illustration how that probability depends on the intensity  $\lambda$  for fixed  $\sigma$  and  $\kappa$ . Below we have taken  $\sigma = 3$  and  $\kappa = 0.7$ . The graph is obtained by using a Bezier spline through a list of calculated points.

Here we have computed with 100 points each at distance apart of  $1/8$  to obtain minimal ‘bending’. Note that the probability of non-disclosure of a signal observed below  $\gamma_1$  tends to 0 as  $\lambda \rightarrow \infty$ , since  $\gamma_1$  tends to 0 as  $\lambda \rightarrow \infty$ . We may comment also that in equilibrium for  $\lambda$  large the investor will not believe that the manager is uninformed!

For comparison purposes consider the probability that

$$\min_{t \in [0, \theta]} \left( -\frac{1}{2}\sigma t + W_t \right) < -\lambda g(\theta)/\sigma,$$

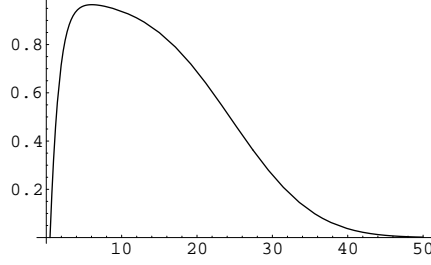


Figure 2b. Same withholding probability for continuously monitored sparing-first case with  $\sigma = 3, \kappa = 0.7$

where the times  $t$  are not restricted to be Poisson arrival times. In this case a closed formula is well-known (see Appendix A). In the formula we take  $a = -\lambda g(\theta)/\sigma < 0$  and  $\mu = -\frac{1}{2}\sigma$ . Now the required probability is

$$\Phi\left(\frac{-\lambda g(\theta) + \frac{1}{2}\sigma^2\theta}{\sigma\sqrt{\theta}}\right) + e^{\lambda g(\theta)} \Phi\left(\frac{-\lambda g(\theta) - \frac{1}{2}\sigma^2\theta}{\sigma\sqrt{\theta}}\right) \text{ with } (1-\theta)h(\theta) = (\kappa^{-1}-1)/\lambda.$$

Multiplying this by  $1 - e^{-\lambda\theta}$  yields the probability of an observation below  $\gamma_\theta$ . This is graphed below for a fixed  $\kappa$  against  $\lambda \geq (\kappa^{-1} - 1)/h(0)$ .

In this case increasing  $\kappa$  increases the maximal probability of withheld observation ( $\kappa = 1 - \alpha/\beta$ , so increasing  $\beta$  for  $\alpha$  fixed, i.e. stronger penalization of over-zealous candour yields higher probability of withheld observations); increasing  $\sigma$  likewise increases this maximal probability.

Small  $\lambda$  yields lengthier candour. Large values of  $\lambda$  yield a lowering of the terminal threshold, explaining the low probability of withheld observations.

In a *candid-first strategy* the optimal switching time  $\theta \leq 1$  is given by

$$g(\theta) = (\log \kappa^{-1})/\lambda.$$

(See again Gietzmann and Ostaszewski (2023), or Proposition 5 below.) Here  $g$  is a convex increasing function, so  $\theta$  is defined for  $\lambda \geq -\log \kappa/g(1)$ ; hence  $\theta = 1$  for  $\lambda = -\log \kappa/g(1)$ . So low values of  $\lambda$  correspond to candour almost throughout. Large value of  $\lambda$  reduce  $\theta$  towards 0, thus reducing the duration of candour and lead to almost sparing behaviour throughout and also a lower terminal cutoff  $\gamma_1$ , tending to 0 as  $\lambda \rightarrow \infty$ .

Recalling again that we model  $Y_t$  as a martingale with  $Y_0 = 1$ , so that  $\log Y_t$  for  $\theta < t < 1$  is represented by

$$\log Y_t = -\frac{1}{2}\sigma^2 t + \sigma W_t$$

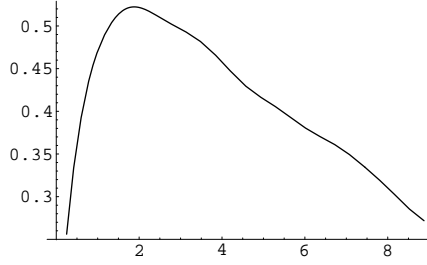


Figure 3a. Scierter probability (withholding earlier signals below  $\gamma_1$ ) in Poisson sampled candid-first case with:  $\sigma = 3$ ,  $\kappa = 0.7$ .

for  $W_t$  a standard Brownian motion. In a period of silence  $[0, 1)$  in which candid behaviour till time  $\theta$  has brought no disclosure, to compute the probability that  $Y_t < \gamma_1$  for some Poisson arrival time  $t$  in  $[\theta, 1]$  we change origin and use time  $s = t - \theta > 0$ . Recall also that  $\gamma_1 = e^{-\lambda(g(1)-g(\theta))}$ . Thus the required probability is that for some Poisson arrival time  $s$  with  $0 \leq s \leq 1 - \theta$

$$-\frac{1}{2}\sigma s + W_s < -\lambda[g(1) - g(\theta)]/\sigma, \text{ i.e.}$$

$$\min_{\tau \in [0, 1-\theta]} \left( -\frac{1}{2}\sigma\tau + W_\tau \right) < -\lambda[g(1) - g(\theta)]/\sigma,$$

where  $\tau$  is restricted to be a Poisson arrival time. The probability of this event must then be multiplied by the probability of a Poisson arrival time occurring, which is  $1 - e^{-\lambda(1-\theta)}$ .

Again there is no simple closed formula for the overall probability of management withholding privately observed signals. By way of illustration of how that probability depends on the intensity  $\lambda$  for fixed  $\sigma$  and  $\kappa$  we show a graph, again obtained by using a Bezier spline through a list of calculated points.

Thus Fig 3a corresponds to a sequence of values of  $\lambda$  in the range  $[1, 11]$ . Here we have computed with 10 points each at distance apart of 1. Note that again the probability of non-disclosure of a signal observed below  $\gamma_1$  tends to 0 as  $\lambda \rightarrow \infty$ , since  $\gamma_1$  tends to 0 as  $\lambda \rightarrow \infty$ .

Again for comparison purposes consider the probability that

$$\min_{s \in [0, 1-\theta]} \left( -\frac{1}{2}\sigma s + W_s \right) < -\lambda[g(1) - g(\theta)]/\sigma,$$



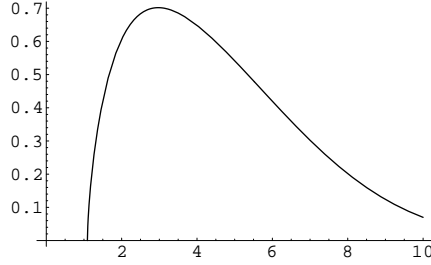


Figure 3b. Same withholding probability for continuously monitored candid-first case with  $\sigma = 3, \kappa = 0.7$ .

where now the times  $s$  are not restricted to be Poisson arrival times. In this case a closed formula is again available (again, see Appendix A). In the formula we take  $\mu = -\sigma/2$  and  $a = -\lambda[g(1) - g(\theta)]/\sigma < 0$ , since  $g(1) > g(\theta)$ . The required probability is:

$$\Phi\left(\frac{-\lambda[g(1) - g(\theta)] + \frac{1}{2}\sigma^2(1 - \theta)}{\sigma\sqrt{(1 - \theta)}}\right) + e^{\lambda[g(1) - g(\theta)]}\Phi\left(\frac{-\lambda[g(1) - g(\theta)] - \frac{1}{2}\sigma^2(1 - \theta)}{\sigma\sqrt{(1 - \theta)}}\right).$$

Multiplying this by  $1 - e^{-\lambda(1-\theta)}$  yields the probability of an observation below  $\gamma_1$ . This is graphed below for a fixed  $\kappa$  against  $\lambda \geq \log(\kappa^{-1})$ .

Note that increasing  $\kappa$  increases the maximal probability of withheld observation; increasing  $\sigma$  likewise increases this maximum. Here large  $\lambda$  yields a smaller terminal threshold  $\gamma_1$ , whereas small  $\lambda$  corresponds to lengthier candour.

Notice that this analysis demonstrates that management can control cutoffs and corresponding damages-risk by setting  $\lambda$  either low enough (initially offering more candour) or high enough (to lower the damages cutoff  $\gamma_1$  from the upper cutoff curve).

### 5.3 Timed damages: incentivizing promptness

In this subsection we consider how to incentivize early disclosure by introducing a liability-share (penalty) factor that is lower at earlier times  $t$ . We denote this form of liability-share by  $\rho_t$ .

Fix a time  $t < 1$ . If  $Y_t$  is observed with

$$Y_t < \gamma_1$$

and is disclosed, consider applying damages similarly to those of time  $t = 1$ , but using a (time-dependent) liability-share factor  $\rho_t$  independent of  $Y_t$ ; then, net of damages, for  $Y_t < \gamma_t$ , the corrected firm value is:

$$Y_t - \rho_t(\gamma_t - Y_t) = (1 + \rho_t)Y_t - \rho_t\gamma_t < Y_t, \quad (\text{Net-V-}t)$$

By the same martingale reasoning as that at time  $t = 1$ , management is motivated to disclose  $Y_t < \gamma_t$  (i.e. also for  $t < 1$ ).

Take  $\rho := \rho_1$ , then the negative term in (Net-V- $t$ ) above satisfies

$$\rho_t\gamma_t = c = \text{const.} = \rho_1\gamma_1 \text{ iff } \rho_t = \rho_1\gamma_1\gamma_t^{-1}.$$

In this case  $\rho_t$  imposes a constant charge per unit of currently expected firm value; we refer to the parameter  $c$  as the *time-invariant litigation charge* (constant relative to expectations), or just *charge* for short. This achieves a penalty mechanism that is independent of time relative to market value. The (convexity) implications of such a constant charge are derived in Proposition 4 below. Here the penalty factor  $\rho_t$  is increasing in  $t$  and the settlement formula rewards promptness of the disclosure. Evidently  $0 < c < 1$  as  $0 < \rho_1 < 1$ .

Simplification also occurs when taking  $\rho_1 = \gamma_1$  yielding

$$\rho_t = \gamma_1^2\gamma_t^{-1} \text{ for } 0 < t \leq 1,$$

and if a realization  $y$  is seen at time  $t$  (so that  $Y_t = y$ ), then

$$(1 + \rho_t)y - \rho_t\gamma_t = (1 + \gamma_1^2\gamma_t^{-1})y - \gamma_1^2.$$

From here we see that a low realization  $y$  attracts a smaller damages payment when the observation time  $t$  is earlier (since  $\gamma_t^{-1}$  is increasing). By comparison the same realization at a much later date attracts a higher damages payment (larger  $\gamma_t^{-1}$ ), but comes with the implication that the firm has already seen at an earlier time some low realization. Of course, the same stock price fall produces a smaller net loss after damages awarded against the firm when disclosure is earlier. But these are just two sides of the same coin since

$$\rho_t(\gamma_t - Y_t) = \rho_1\gamma_1 - \rho_tY_t.$$

The presence of the prompt reward determined by  $\rho_t$  above causes the corresponding equilibrium trend curve  $\gamma_t$  to rise, as in the (Dye, 2017) framework. Indeed the following result is established in Section 7. (The notation  $h_\rho$  is as in Section 5.1.)

**Proposition 4 (Litigation raises the dynamic equilibrium trend value).** For  $\rho_t = \rho_t^c \equiv c/\gamma_t$  with  $0 < c < 1$ , if

$$\gamma_t' = -\lambda\gamma_t h_\rho(t) \text{ with } \gamma_0 = 1,$$

then  $\gamma_t$  is a convex combination of candid and sparing valuations:<sup>8</sup>

$$\gamma_t = c + (1 - c)e^{-\lambda g(t)} = c(1 - e^{-\lambda g(t)}) + e^{-\lambda g(t)} > e^{-\lambda g(t)} = \gamma_t^{\text{no lit}} \text{ (for } t > 0\text{)}.$$

Hence  $\partial\gamma_t/\partial c > 0$ ,  $\partial\gamma_t/\partial\lambda < 0$ ,  $\partial\gamma_t/\partial\sigma < 0$ . Furthermore,

$$\rho_t^c = \frac{c}{c + (1 - c)e^{-\lambda g(t)}} = \left[1 + (c^{-1} - 1)e^{-\lambda g(t)}\right]^{-1} \text{ and } \partial\rho_t/\partial c = \rho_t^c c^{-2} e^{-\lambda g(t)} > 0,$$

so that  $\rho_t^c$  increases with  $c$ . Here the equilibrium curve  $\gamma_t$  with litigation permitted lies above the corresponding curve arising when litigation is not permitted and rises with  $c$ .

In particular,  $\gamma_1 > \gamma_1^{\text{no lit}}$  and, subject to  $\rho_1 = \gamma_1$  for which  $c = \gamma_1^2$ ,

$$\gamma_1 = \frac{e^{-\lambda g(1)}}{1 - e^{-\lambda g(1)}} > e^{-\lambda g(1)} = \gamma_1^{\text{no lit}}.$$

## 6 General litigation effects on switching strategies

In this section we study the effect that the threat of litigation has on disclosure strategies involving a switch between candid and sparing behaviour. We use the setting developed recently in Gietzmann and Ostaszewski (2023), which we briefly recall. The modelling framework of activity and observation, determined by a Poisson process of intensity  $\lambda$ , is as in the last section. However, at any time  $t$ , if management have observed a signal  $Y_t$ , they may act *sparingly* and disclose  $Y_t$  with probability  $\pi_t$  on condition that  $Y_t$  is above a dynamic threshold  $\gamma_t$ ; alternatively, they may act *candidly* with probability  $1 - \pi_t$  and disclose  $Y_t$  (without precondition). In the presence of potential litigation with liability-share  $\rho_t$  the equilibrium valuation satisfies an ODE similar to (cont-eq) of the preceding section, namely

$$\gamma_t' = -\lambda\pi_t\gamma_t h_\rho(t) \text{ s.t. } \gamma_0 = 1, \text{ with } h_\rho(t) = (1 - \rho_t)h(t),$$

---

<sup>8</sup>Note that  $\gamma_t = c(1 - \gamma_t^{\text{no lit}}) + \gamma_t^{\text{no lit}}$  where  $\gamma_t^{\text{no lit}}$  represents valuation when litigation is absent. Thus the option to litigate in the charge framework amounts to a multiple of the value lost to silence:  $1 - \gamma_t^{\text{no lit}}$ .

where  $h(t)$  is as in the preceding section. On intervals where  $\pi_t = 0$ , the valuation therefore does not fall: it remains constant, providing an improvement relative to the falling valuation of the sparing mode. Management thus exert some control via  $\pi_t$  over the valuation trajectory  $\gamma_t$  and are assumed to receive a pay-for-performance reward (which they maximize) in the form

$$\max_{\pi} \mathbb{E} \int_0^1 (1 - \pi_t)(\alpha\gamma_t - \beta(\gamma_t - \gamma_t^1)) dt, \quad (\text{obj-1})$$

with  $\alpha, \beta$  positive constants related as below. Here,  $t = 0$  denotes the most recent time of disclosure and unit time is left to the next mandatory disclosure (*time to expiry*);  $\gamma_t^1$  denotes the valuation trajectory arising from a sparing strategy throughout the interval, i.e the solution of the ODE corresponding to  $\pi_t \equiv 1$ .

This objective includes a *penalty* proportional to  $(\gamma_t - \gamma_t^1)$ . The *amended unravelling principle* (cf. the start of Section 5 or (Gietzmann and Ostaszewski (2016), Section 2)) implies that introduction in a market equilibrium of candour (candid reporting) will cause the valuation  $\gamma_t$  to exceed  $\gamma_t^1$  and the aim of the penalty term is to motivate management into protecting the value of the firm from potential falls were a candid strategy followed for too long (i.e. from excessive use of a candid position under which there is a likelihood of more frequent downward shocks and more likely reduction of firm value).

In equivalent form, the objective may be rewritten as

$$\beta \max_{\pi} \mathbb{E} \int_0^1 (1 - \pi_t)[\gamma_t^1 - \kappa\gamma_t] dt \text{ for } \kappa := 1 - \alpha/\beta. \quad (\text{obj-2})$$

It is thus natural to demand that for some proper interval of time

$$\gamma_t^1 > \kappa\gamma_t$$

holds, so we make the *blanket assumption*

$$0 < \alpha/\beta < 1, \text{ i.e. } 0 < \kappa < 1,$$

which enables discounting of  $\gamma_t$  by  $\kappa$  to a level below  $\gamma_t^1$ . For appropriate  $\beta$ , this reward may be traded off against the expected loss from a settlement arising when  $Y_1 < \gamma_1$ , namely

$$\rho_1 \mathbb{E}[\gamma_1 - Y_1 | Y_1 < \gamma_1],$$

yielding an objective with a bequest term:

$$\beta \max_{\pi} \mathbb{E} \int_0^1 (1 - \pi_t) [\gamma_t^1 - \kappa \gamma_t] dt - \rho_1 \mathbb{E}[\gamma_1 - Y_1 | Y_1 < \gamma_1],$$

equivalently:

$$\max_{\pi} \mathbb{E} \int_0^1 (1 - \pi_t) [\gamma_t^1 - \kappa \gamma_t] dt - \beta^{-1} \rho_1 \mathbb{E}[\gamma_1 - Y_1 | Y_1 < \gamma_1]. \quad (\text{obj-3})$$

To determine the optimization of  $\pi_t$ , one may apply the same Hamiltonian analysis as in Gietzmann and Ostaszewski (2023) to this current objective; it emerges, that almost the same argument as there leads here to

**Theorem (Non-mixing).** *A mixing control  $\pi_t$  with  $0 < \pi_t < 1$  over any interval of time is non-optimal.*

For a sketch proof see Section 7. Thus for a fixed  $\lambda$  the optimizing choice of  $\pi_t$  is piecewise constant with local value either 0 or 1. Assume now at most one switching time. Its optimal location is identified in Proposition 5 below. The proof is in Section 7 and generalizes the more special case in Gietzmann and Ostaszewski (2023). Below, as in Section 5.1,

$$g_{\rho}(t) = \int_0^t h_{\rho}(u) du = \int_0^t (1 - \rho_u) h(u) du.$$

**Proposition 5 (Comparative switching statics).** *Assuming the liability-share factor of Section 5.3 and the objective function (obj-3), the optimal switching time  $\theta = \theta_{\rho}$  under a candid-first or sparing-first regime, if such exists, is given respectively by the first-order conditions:*

$$e^{-\lambda g_{\rho}(\theta)} = \kappa - \rho_1 S_1 \beta^{-1} < \kappa,$$

and

$$\lambda h_{\rho}(\theta)(1 - \theta) = (\kappa^{-1} - 1) + \kappa^{-1} \gamma_{\theta}^{-1} \rho_1 S_1 \beta^{-1} > (\kappa^{-1} - 1).$$

Thus the corresponding switching times satisfy

$$\theta_{\text{candid}}^{\rho} > \theta_{\text{candid}}^{\text{no lit}} \quad \text{and} \quad \theta_{\text{sparing}}^{\rho} < \theta_{\text{sparing}}^{\text{no lit}},$$

*i.e. relative to a context which does not permit litigation, under the threat of litigation candid behaviour lasts for longer. More generally,*

$$\begin{aligned}\rho^L(t) < \rho^H(t) \ (\forall t) &\implies \theta_{\text{candid}}^L < \theta_{\text{candid}}^H, \\ \rho^L(t) < \rho^H(t) \ (\forall t) &\implies \theta_{\text{sparing}}^H < \theta_{\text{sparing}}^L.\end{aligned}$$

**Remarks.** 1. To obtain a switching equilibrium we need the two curves involved in the first-order condition above, one rising, one falling, to intersect. At the origin the falling curve must thus be located above the rising one, i.e.

$$\lambda(1 - \rho_0)h(0) > (\kappa^{-1} - 1) + \rho_0\rho_1(\kappa^{-1}S_1c^{-1}\beta^{-1}),$$

equivalently, since  $\rho_0 = c$ ,

$$\lambda(1 - c)h(0) > (\kappa^{-1} - 1) + \frac{c}{c + (1 - c)e^{-\lambda g(t)}}(\kappa^{-1}S_1\beta^{-1}),$$

after substituting for  $\rho_1$  from Proposition 4. That is, we require

$$\lambda h(0)(1 - c)[c + (1 - c)e^{-\lambda g(t)}] > (\kappa^{-1} - 1)[c + (1 - c)e^{-\lambda g(1)}] + c(\kappa^{-1}S_1\beta^{-1}).$$

Thus the sparing-first switching exists for  $c < \bar{c} = \bar{c}(\beta)$ , where  $c = \bar{c} > 0$  solves:

$$\begin{aligned}0 &= \lambda h(0)[c^2(e^{-\lambda g(1)} - 1) + c(1 - 2e^{-\lambda g(1)})] \\ &\quad - c(\kappa^{-1} - 1)(1 - e^{-\lambda g(1)}) - c(\kappa^{-1}S_1\beta^{-1}) + [\lambda h(0) - (\kappa^{-1} - 1)]e^{-\lambda g(1)}\end{aligned}$$

This quadratic has a positive and a negative root if  $\lambda h(0) > (\kappa^{-1} - 1)$ , a condition which guarantees switching in the no-litigation model. Under this condition the quadratic is positive at  $c = 0$  and negative at  $c = 1$ , so that  $0 < \bar{c} < 1$ . That is, for  $1 \geq c > \bar{c}$  only candid behaviour is optimal. It may be checked that  $\bar{c}(\beta)$  is increasing in  $\beta$ .

2. In the sparing-first circumstance the term  $\kappa^{-1} - 1$  represents deterrence from over-zealous candid disclosure. (This is the only surviving term in the absence of litigation, cf. Gietzmann and Ostaszewski (2023). Here this term is increased by a second term representing litigation effects so that switching out of sparing behaviour occurs earlier.

3. In the candid-first circumstance it is the the term  $\kappa$  that represents deterrence from over-zealous candid disclosure. Here the term is decreased by

a second term which represents a litigation effect so that switching out of candid behaviour occurs later.

4. In both of the circumstances the deterrence term, be it  $\kappa^{-1} - 1$  or  $\kappa$ , is adjusted. We referred to these adjustments in converting a constant  $\rho$  to 0 in the example of Section 5.2.

**Corollary 2.** *For the optimal single-switching strategies, with liability-share constants  $\rho_L < \rho_H$  applied under sparing behaviour,*

$$\gamma_1^L < \gamma_1^H.$$

There is a trade-off to consider between different liability-shares  $\rho_t$ . Below we introduce the notion of (*incremental*) *aggregate-disclosure*. For this we need to introduce a monetary measure. We begin by interpreting the (declining) value of the firm  $\gamma_t = e^{-\lambda(1-\rho_t)g(t)}$  (defined as in Section 5.1) as equivalent to a discount-bond contract offering a continuous coupon of 1 per unit time, with discount coupon rate  $\lambda(1 - \rho_t)g(t)$ , face value  $\gamma_0 = 1$  (and maturity payment determined at time  $t = 1$  as  $Y_1$ ). That is, the continuous analogue of the Dye model generates a discount coupon rate associated with the valuation of a firm silent until its terminal mandatory disclosure date, cf. Gietzmann and Ostaszewski (2023).

For  $0 < \theta < 1$ , the coupon rate allows the following integral

$$\int_0^\theta e^{-\lambda(1-\rho_t)g(t)} dt$$

to be interpreted monetarily as a *bond yield* (or lease valuation), obtained from holding the bond over the interval  $(0, \theta)$ . (The maturity payment is not involved here.) The changing valuation effect of different liability-share factors which generate different switching times can then be tracked as a differential bond yield. Thus, for respectively a High or Low liability-share, the corresponding switching times  $\theta_H$  and  $\theta_L$  give rise to different (sparing) ‘holding times’. This opens the problem of determining whether investors gain more from a change in liability-share from Low to High; we achieve this by assessing the differential voluntary disclosure behaviour as measured by the corresponding bond yield. There are two bond yields to assess.

One arises as a loss of bond yield (loss of voluntary disclosures) resulting from the raised liability-share (incremented from Low to High) during the shortened sparing holding-time under the High charge, namely

$$\int_0^{\theta_H} [e^{-\lambda g_{\rho_H}(t)} - e^{-\lambda g_{\rho_L}(t)}] dt.$$

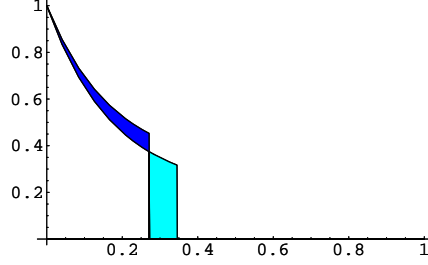


Figure 4: Incremental voluntary disclosure against time: areas measure their aggregate.

This bond yield (area) assesses the lost disclosed values arising in the interval  $[\gamma^H(t), \gamma^L(t)]$  for  $t < \theta_H$  when the liability-share rises. We call this the *incremental aggregate voluntary disclosure loss*, or *incremental loss* for short, denoted  $A_L$ .

The other results from gains in bond yield (voluntary disclosures) associated with the earlier of the two switching times, namely

$$\int_{\theta_H}^{\theta_L} e^{-\lambda g_{\rho_L}(t)} dt.$$

Here, for each  $\theta_H < t < \theta_L$ , disclosed values arise in the interval  $[0, \gamma^L(t)]$  in view of the switch to candid behaviour for  $t > \theta_H$ . We call this the *incremental aggregate voluntary disclosure gain*, or *incremental gain* for short, denoted  $A_G$ .

Unsurprisingly, the bond yield from lowered liability-share (from  $c$  to  $d$ ) and candid behaviour after the (optimal) switch is generally larger than the bond yield prior to the switch. An exception to this observation can occur for small values of the charge  $c$  (and small  $\beta$ , so that also  $\alpha$  is small because  $\alpha = (1 - \kappa)\beta$ ). Our Main Theorem below captures this formally; the notation uses  $\theta_c$  for the optimal switching time corresponding to the charge  $c$ , defined for  $c < \bar{c}$  as in the remarks following Proposition 5. The parameter  $\underline{c}$  is defined at the end of the proof (which is in Section 7). The two areas  $A_L$  and  $A_G$  referred to below are illustrated in Figure 4 (for  $\beta = 1, \sigma = 4$ ) and indicate incremental voluntary disclosure when the charge  $c = 0.2$  is raised to  $d = 0.3$ , with  $\theta_d < \theta_c$ . Raising the charge from  $c$  to  $d$  creates losses  $A_L$  shown in dark colouring and gains  $A_G$  shown in a lighter shade.

**Main Theorem.** *Assume the liability-share factor of Section 5.3 and the*



objective function (obj-3). The effect in equilibrium of incremented (raised) charges on voluntary disclosure behaviour of a large enough charge  $c > \underline{c}$  in terms of bond yield is that

$$A_L := \int_0^{\theta_d} [e^{-\lambda g_d(t)} - e^{-\lambda g_c(t)}] dt < A_G := \int_{\theta_d}^{\theta_c} e^{-\lambda g_c(t)} dt$$

for  $c < d < \bar{c}$ . Generally, for small enough  $\beta$ , say for  $0 < \beta < \underline{\beta}$ , we have

$$A_G > A_L \text{ for all } c;$$

otherwise, for  $\beta > \underline{\beta}$ , there is  $\underline{c} = \underline{c}(\beta)$ , with  $\underline{c}(\beta)$  increasing in  $\beta$ , such that

$$A_L > A_G \text{ for all } c < \underline{c},$$

$$A_G > A_L \text{ for all } c > \underline{c}.$$

In particular, for  $\beta > \underline{\beta}$ , this implies:

**Dye-like disclosure reduction:** the incremental (aggregate voluntary disclosure) loss  $A_L$  exceeds the incremental gain  $A_G$  in a decreasing manner in the range  $0 < c < \underline{c}$ ;

**legal consistency zone:** (i) the incremental gain  $A_G$  exceeds  $A_L$  in an increasing manner in the range  $\underline{c} < c < \bar{c}$ ;

and (ii) sparing is non-optimal and candid behaviour is followed, in the range  $\bar{c} < c \leq 1$ .

**Remark.** Above we refer to the *legal consistency zone* comprising two circumstances: (i) a switching *Goldilocks-interval*,  $\underline{c} < c < \bar{c}$ , where the litigation charge that is neither too high nor too low elicits an increase in voluntary disclosures, together with (ii) a second interval, where candid behaviour is followed, both contradicting the Dye disclosure-reduction result.

## 7 Proofs

**Proof of Proposition 1 and Corollary 1.** We begin by noting that (working under the market measure) an inequality involving a ‘conditional call’:

$$\mathbb{E}_t[(Y_1 - \gamma_1)^+ | Y_t = y] + \gamma_1 > y.$$

For a proof when  $y < \gamma_1$ , see Appendix A.

If  $Y_1 < \gamma_1$  (at time  $t = 1$ ) the firm suffers damages of  $\rho(\gamma_1 - Y_1)^+$  with the *liability-share*  $0 < \rho \leq 1$  independent of  $Y_t$ , but dependent on how long the sparing behaviour has been followed. Recall that the firm value at time  $t = 1$  becomes

$$Y_1 - \rho(\gamma_1 - Y_1)^+ = \begin{cases} (1 + \rho) \left[ Y_1 - \frac{\rho}{1+\rho} \gamma_1 \right], & \text{if } Y_1 \leq \gamma_1, \\ Y_1, & \text{if } Y_1 > \gamma_1. \end{cases} \quad (\text{Net-v-1})$$

Here, at first, we will allow the firm to go into debt at  $t = 1$ ; otherwise, bankruptcy occurs if

$$Y_1 < \bar{y}_1 := \frac{\rho}{1+\rho} \gamma_1 < \gamma_1.$$

So, if at time  $t$  the observation  $Y_t$  is received, the expected valuation net of damages at time  $t = 1$  is

$$\mathbb{E}_t[Y_1 - \rho(\gamma_1 - Y_1)^+ | Y_t] = Y_t - \rho \mathbb{E}_t[(\gamma_1 - Y_1)^+ | Y_t].$$

Put-call parity asserts that

$$\mathbb{E}_t[(\gamma_1 - Y_1)^+ | Y_t] + Y_t = \gamma_1 + \mathbb{E}_t[(Y_1 - \gamma_1)^+ | Y_t].$$

So, rearranging,

$$\mathbb{E}_t[(\gamma_1 - Y_1)^+ | Y_t] = \gamma_1 - Y_t + \mathbb{E}_t[(Y_1 - \gamma_1)^+ | Y_t].$$

Thus the net-of-damages expected terminal valuation when  $Y_t$  is observed is

$$Y_t - \rho \mathbb{E}_t[(\gamma_1 - Y_1)^+ | Y_t] = (1 + \rho)Y_t - \rho\gamma_1 - \rho \mathbb{E}_t[(Y_1 - \gamma_1)^+ | Y_t].$$

If an indifference existed between disclosure and non-disclosure at  $Y_t = y$  this would require

$$\begin{aligned} y &= (1 + \rho)y_t - \rho\gamma_1 - \rho \mathbb{E}_t[(Y_1 - \gamma_1)^+ | Y_t = y], \text{ i.e.} \\ y &= \gamma_1 + \mathbb{E}_t[(Y_1 - \gamma_1)^+ | Y_t = y]. \end{aligned}$$

However, this equality never holds, because

$$y < \gamma_1 + \mathbb{E}_t[(Y_1 - \gamma_1)^+ | Y_t = y].$$

This last yields, on multiplying by  $\rho$  and adding  $y$ ,

$$(1 + \rho)y < y + \rho\gamma_1 + \rho \mathbb{E}_t[(Y_1 - \gamma_1)^+ | Y_t = y],$$

i.e.

$$(1 + \rho)y - \rho\{\gamma_1 + \mathbb{E}_t[(Y_1 - \gamma_1)^+ | Y_t = y]\} < y.$$

So the firm must chose between maintaining its valuation  $\gamma_t$  and risking non-disclosure litigation versus disclosing the signal  $Y_t = y < \gamma_1$ :

$$\text{private net-of-damages valuation}_t = (1 + \rho)Y_t - \rho(\gamma_1 + \mathbb{E}_t[(Y_1 - \gamma_1)^+ | Y_t]) < Y_t.$$

That is, at time  $t$  the management expect the value at time 1 to fall below the current forecast of  $Y_t$ .

This implies that the lower boundary for non-disclosure remains at or above  $\gamma_1$ , so that

$$\delta_t \equiv \gamma_1.$$

Of course, if

$$Y_t < \bar{y}_1 = \gamma_1 \rho / (1 + \rho),$$

then

$$Y_t = \mathbb{E}_t[Y_1] < \bar{y}_1,$$

so that *post-damages bankruptcy* occurs and the value of the firm will be zero. In this case management is indifferent to disclosure, except that personal liabilities might enforce disclosure.  $\square$

**Proof of Proposition 2.** To pass to our continuous-time setting, rearrange (cond) as follows.

$$\begin{aligned} p\gamma_s + q\gamma_s \int_0^{\gamma_s} d\mathbb{Q}_t(x) &= p\gamma_t + q \int_0^{\gamma_s} x d\mathbb{Q}_t(x) + q\rho \int_0^{\gamma_s} (\gamma_s - x) d\mathbb{Q}_t(x) \\ p(\gamma_t - \gamma_s) &= q(1 - \rho) \int_0^{\gamma_s} (\gamma_s - x) d\mathbb{Q}_t(x), \text{ where} \\ \mathbb{Q}_t((\gamma_s - X_s)^+) &= \text{protective put} \end{aligned}$$

Here we may routinely evaluate this put, using the Black-Scholes formula: see Gietzmann and Ostaszewski (2016).

With the Poisson process in place, for  $t < s$  take  $q = q_{ts} = \lambda(s - t) + o(s - t)$ , employing the Landau little-oh notation. Passage to the limit as  $s \searrow t$  yields:

$$\begin{aligned} (1 - q_{ts})(\gamma_t - \gamma_s) + o(s - t) &= q_{ts}(1 - \rho) \int_{z_s \leq \gamma_s} (z_s - \gamma_s) d\mathbb{Q}_t(z_s) \\ &= -\lambda(s - t)(1 - \rho) \int_{z_s \leq \gamma_s} \mathbb{Q}_t(z_s) dz_s. \text{ (By parts.)} \end{aligned}$$

Proceed thereafter as in Section 5. □

**Proof of Proposition 4.** When  $\rho = c\gamma_t^{-1}$  write  $\gamma$  for  $\gamma_t$  so that  $\rho = c/\gamma$ . Then, as  $\rho' dt = d\rho$ ,

$$\begin{aligned}\rho' &= -c\gamma'/\gamma^2 = \lambda(1-\rho)\gamma hc/\gamma^2 = \lambda(1-\rho)\rho h \\ \int \frac{d\rho}{\rho(1-\rho)} &= \int \left( \frac{1}{\rho} - \frac{1}{\rho-1} \right) d\rho = \lambda \int h dt = \lambda g(t) + \text{const.} \\ \log \rho - \log(\rho-1) &= \lambda g(t) + k \text{ (say)} \\ \frac{\rho-1}{\rho} &= 1 - \frac{1}{\rho} = ae^{-\lambda g(t)} \text{ with } a = e^{-k}.\end{aligned}$$

Thus

$$\gamma/c = 1 - ae^{-\lambda g(t)}.$$

Taking  $t = 0$  gives (since  $\gamma_0 = 1$ )

$$a = 1 - \frac{1}{c} = \frac{c-1}{c}.$$

Substitution gives

$$\gamma_t = c(1 - ae^{-\lambda g(t)}) = c + (1-c)e^{-\lambda g(t)} > e^{-\lambda g(t)},$$

being a convex combination (as  $0 < c < 1$ ). Note that

$$\gamma_1 = c(1 - e^{-\lambda g(1)}) + e^{-\lambda g(1)}$$

so again this being a convex combination of 1 and  $c$  is itself between  $c$  and 1. Thus

$$\rho_t = \frac{c}{c + (1-c)e^{-\lambda g(t)}}$$

and rearrangement yields both the first claim and that  $\rho^c$  increases with  $c$ .

When  $c = \gamma_1^2$ , taking  $t = 1$  yields

$$\gamma_1 - \gamma_1^2 = \gamma_1(1 - \gamma_1) = (1 - \gamma_1^2)e^{-\lambda g(1)},$$

so that

$$\frac{\gamma_1}{1 + \gamma_1} = e^{-\lambda g(1)}, \text{ so } \gamma_1 = \frac{e^{-\lambda g(1)}}{1 - e^{-\lambda g(1)}} = \frac{1}{e^{\lambda g(1)} - 1}.$$

Generally,  $\gamma_t = c + (1 - c)e^{-\lambda g(t)}$ . This last and the observation that

$$\begin{aligned}\frac{\partial}{\partial \sigma} g(t; \sigma) &= \int_0^t \frac{\partial}{\partial \sigma} h(u; \sigma) \, du \\ &= \int_0^t \frac{\partial}{\partial \sigma} [2\Phi(\sigma/2\sqrt{1-u}) - 1] \, du \\ &= \int_0^t [\varphi(\sigma/2\sqrt{1-u})\sqrt{1-u}] \, du > 0,\end{aligned}$$

combine to give  $\partial\gamma_t/\partial\lambda < 0$  and  $\partial\gamma_t/\partial\sigma < 0$  directly.  $\square$

**Remark 1.** The litigation-inclusive curve lies above the litigations-‘prohibited’ curve. Indeed, the gamma curve in both situations is monotonically decreasing, so it is enough to compare the lowest points.

**Remark 2.** We may view  $\rho$  and  $\gamma$  as images under involution with opposite rates of growth so arising from an identical kernel, modulo sign:

$$-\frac{\rho'}{\rho} = -\lambda(1 - \rho)h = \frac{\gamma'}{\gamma}.$$

**Proof of the Non-mixing Theorem.** Assume otherwise. The same calculations as for Theorem S1 in Gietzmann and Ostaszewski (2023) lead to the conclusion that

$$1/h_\rho(t) = \lambda t + k.$$

Hence, substituting  $\rho_t = \gamma_1^2/\gamma_t$  below yields

$$\begin{aligned}\frac{1}{(k + \lambda t)h(t)} &= (1 - \rho_t) = 1 - \frac{\gamma_1^2}{\gamma_t} = 1 - \frac{\gamma_1^2}{\gamma_1^2(1 - e^{-\lambda g(t)}) + e^{-\lambda g(t)}} \\ &= \frac{1 - \gamma_1^2}{\gamma_1^2 e^{\lambda g(t)} + 1 - \gamma_1^2}, \\ (k + \lambda t)h(t) &= 1 + e^{\lambda g(t)}\gamma_1^2/(1 - \gamma_1^2).\end{aligned}$$

But  $h(t) = 2\Phi(\hat{\sigma}/2) - 1$  with  $\hat{\sigma} = \sigma(1 - t)$ , which gives a contradiction.  $\square$

**Proof of Proposition 5.** As a preliminary, we begin with three generalities to assist in a later computation.

1. *Expected value below  $\gamma_1$ .* Working in the standard setting of sparing behaviour over  $[0, 1]$ , the event  $(Y_1 < \gamma_1)$  corresponds to

$$\log Y_1 = -\frac{1}{2}\sigma^2 + \sigma W_1 < \log \gamma_1 \text{ so that } W_1 < \eta := \frac{1}{2}\sigma + (\log \gamma_1)/\sigma,$$

where  $\gamma_1$  is computed under the litigation mechanism running over  $[0, 1]$ . The required expectation  $E[Y_1|Y_1 < \gamma_1]$  is

$$\begin{aligned} & \int_{-\infty}^{\eta} \exp(-\frac{1}{2}\sigma^2 + \sigma w) \varphi(w) dw, \text{ where } \varphi(w) := e^{-\frac{1}{2}w^2}/\sqrt{2\pi} \\ & = \int_{-\infty}^{\eta} \varphi(w - \sigma) dw = \Phi(\eta - \sigma). \end{aligned}$$

2. With a switch at  $\theta$  from candid to sparing behaviour, there is no litigation possible in  $(0, \theta)$ . So, at  $\theta$  when sparing behaviour begins, we have effectively a reset of the origin for the dynamics. The expected loss from silence over  $(\theta, 1)$  may be computed *after a change of origin and scale* to the standard set-up over  $(0, 1)$  for which we write:

$$S_1 := (\gamma_1 - \mathbb{E}_0[Y_1|Y_1 < \gamma_1]).$$

Relative to the new scale the variables here are given as in Prop. 2:

$$\rho_1 = \gamma_1 = \frac{e^{-\lambda g(1)}}{1 - e^{-\lambda g(1)}} = \frac{1}{e^{\lambda g(1)} - 1}.$$

To recognize the shift and scaling effect note that for

$$K = \int_0^1 k(t) dt \text{ to shift the origin shift to } \theta, \text{ and to rescale to a length } L = 1 - \theta,$$

take  $t = (\tau - \theta)/L$  with  $dt = d\tau/L$  so that  $\tau = \theta$  corresponds to  $t = 0$ ,

$$KL = \int_{\theta}^1 k((\tau - \theta)/L) d\tau = K_L \text{ as } \tau = 1 \text{ corresponds to } t = 1$$

$$K_L = K(1 - \theta)$$

3. Likewise if  $\theta$  marks a switch from sparing to candid behaviour, no litigation can be provoked by the candid interval. However, a fall in value below  $\gamma_{\theta}$  can induce litigation in respect of the interval  $(0, \theta)$ . The expected loss here may

be computed by a change of scale that takes  $(0, \theta)$  to  $(0, 1)$ . To recognize the  $\theta$ -scaling effects here note that for

$$\begin{aligned} K &= \int_0^1 k(t) \, dt \text{ to rescale to length } L = \theta \text{ take } t = \tau/L, \\ KL &= K_L := \int_0^L k(\tau/L) \, d\tau, \text{ as } \tau = L \text{ corresponds to } t = 1 \\ K_L &= KL = \theta K. \end{aligned}$$

We now consider the optimal choice of switching time  $\theta$ .

Consider the candid-first case. Since  $\gamma_t \equiv 1$  on  $(0, \theta)$  the objective reduces to:

$$\beta \int_0^\theta e^{-\lambda g_\rho(t)} dt - \kappa\theta - \rho_1^\theta \mathbb{E}_0[\gamma_1^\theta - Y_1 | Y_1 < \gamma_1^\theta],$$

where  $\gamma_t^\theta, \rho_1^\theta$  etc. denotes the trajectory for  $t \in (\theta, 1)$  with  $\gamma_\theta^\theta = 1$  and  $\rho_1^\theta = (\gamma_1^\theta)^2 (\gamma_t^\theta)^{-1}$ . We compute the expectation after making a change of origin and scale taking  $(\theta, 1)$  to  $(0, 1)$ , so that  $\rho_1$  replaces  $\rho_1^\theta$ , and then by Prop. 2

$$\gamma_1 = \frac{e^{-\lambda g(1)}}{1 - e^{-\lambda g(1)}}.$$

From the preliminary calculation,

$$S_1 := \gamma_1 - \Phi(\eta - \sigma) \text{ for } \eta = \frac{1}{2}\sigma + (\log \gamma_1)/\sigma.$$

We conclude that as the sparing interval has length  $1 - \theta$ , the objective may be presented as

$$\int_0^\theta e^{-\lambda g_\rho(t)} \, dt - \kappa\theta - (1 - \theta)\rho_1 S_1 \beta^{-1}.$$

This has FOC (first order condition) for  $\theta$  given by

$$e^{-\lambda g_\rho(\theta)} = \kappa - \rho_1 S_1 \beta^{-1} < \kappa.$$

As  $h > 0$  and  $1 - \rho < 1$ , here  $h_\rho(t) = (1 - \rho_t)h(t) < h(t)$  and so  $g_\rho(t) < g(t)$  and so  $e^{-\lambda g_\rho(t)} > e^{-\lambda g(t)}$ . So  $\theta_\rho > \theta^{\text{no lit}}$ .

Similarly: if  $0 < \rho^L(t) < \rho^H(t) < 1$  on  $(0, 1)$  then  $1 - \rho^H < 1 - \rho^L$ , so

$$\begin{aligned} h_\rho^H(t) &= (1 - \rho_t^H)h(t) < h_\rho^L(t) = (1 - \rho_t^L)h(t) : \\ g_\rho^H &< g_\rho^L \\ e^{-\lambda g_\rho^L(\theta)} &< e^{-\lambda g_\rho^H(\theta)} \end{aligned}$$

and so

$$\rho^L(t) < \rho^H(t) \implies \theta_{\text{candid}}^L < \theta_{\text{candid}}^H,$$

in particular, taking  $\rho^L = 0$  we obtain  $\theta_{\text{candid}}^\rho > \theta_{\text{candid}}^{\text{no lit}}$ .

By contrast, in the sparing-first case  $\gamma_t \equiv \gamma_\theta$  for  $t > \theta$ . The computation of the expected loss from silence over  $(0, \theta)$  may again be standardized by scaling this  $\theta$ -lengthened interval to  $(0, 1)$  and so the objective may be presented as

$$\int_\theta^1 \gamma_t^1 dt - \kappa \gamma_\theta (1 - \theta) - \theta \rho_1 S_1 \beta^{-1}.$$

Recalling that  $\gamma_t^1 = e^{-\lambda g_\rho(t)} = \gamma_t$  for  $t < \theta$  so that  $\gamma_\theta^1 = \gamma_\theta$  the FOC here is

$$-\gamma_\theta + \kappa \gamma_\theta + \kappa \lambda \gamma_\theta h_\rho(\theta)(1 - \theta) - \rho_1 S_1 \beta^{-1} = 0$$

i.e.

$$\lambda h_\rho(\theta)(1 - \theta) = (\kappa^{-1} - 1) + (\beta \kappa)^{-1} \cdot \gamma_\theta^{-1} \rho_1 S_1 > (\kappa^{-1} - 1).$$

Here again we have  $h_\rho(t)(1 - t) = (1 - \rho_t)h(t)(1 - t) < h(t)(1 - t)$  and so  $\theta_\rho < \theta^{\text{no lit}}$ .

Here

$$\rho_t^L < \rho_t^H \implies \theta_{\text{sparing}}^H < \theta_{\text{sparing}}^L,$$

since as above

$$h_\rho^H(t)(1 - t) < h_\rho^L(t)(1 - t).$$

In particular taking  $\rho^L = 0$  we obtain  $\theta_{\text{sparing}}^\rho < \theta_{\text{sparing}}^{\text{no lit}}$ . □

**Remarks 1.** In the sparing-first case, after the switching time  $\theta$ , we have  $\gamma_t \equiv \gamma_\theta$  for  $t \geq \theta$ . Here  $\gamma_1 = \gamma_\theta$ . Continued silence followed by a drop  $Y_1$  leads to the settlement

$$\rho_\theta(\gamma_\theta - Y_1).$$

If instead there is a signal received at time  $\tau \in (\theta, 1)$ , this is disclosed and the settlement is

$$\rho_\tau(\gamma_\theta - Y_\tau)$$

and so for consistency we require that  $\rho_t \equiv \rho_\theta$  for  $t > \theta$  (in the candid interval). This agrees with  $\rho_t = \gamma_1^2 \gamma_t^{-1}$  since  $\gamma_t \equiv \gamma_\theta$ .

2. Now consider the candid-first scenario with continued silence. In the candid period, non-disclosure is interpreted by the market as meaning no new



information and so  $\gamma_t \equiv 1$  for  $t$  in  $(0, \theta)$ . The subsequent period is sparing and again the settlement is

$$\rho_1(\gamma_1 - Y_1).$$

Here the dynamics for  $t > \theta$  are computed by shifting the origin and rescaling.

If the firm were to receive a signal  $Y_\tau$  at some time  $\tau > \theta$  and were to disclose this

$$\tilde{\rho}_\tau(\gamma_\tau - Y_\tau) \text{ for } Y_\tau < \gamma_1 \text{ with } \tilde{\rho}_t = \rho_{(t-\theta)/(1-\theta)} \text{ for } t > \theta.$$

Thus for an equilibrium to occur we must have

$$\int_0^\theta e^{-\lambda(1-\rho_t)g(t)} dt - \kappa\theta > \rho_1^\theta(\gamma_1^\theta - E[Y_1|Y_1 < \gamma_1^\theta])/\beta = (1-\theta)\rho_1^{\text{standard}}S_1/\beta.$$

**Proof of Corollary 2.** Note first that  $\rho_t^H \geq \rho_t^L$  implies  $\gamma_t^H \geq \gamma_t^L$ ; indeed, integrating from 0 to  $t$  the continuous analogue of the Dye equation

$$\begin{aligned} -(\gamma^H)'/\gamma^H &= (1 - \rho_t^H)h(t) \leq (1 - \rho_t^L)h(t) = -(\gamma^L)'/\gamma^L \\ \log \gamma_t^H &\geq \log \gamma_t^L \text{ as } \log \gamma_0 = 0. \end{aligned}$$

In the sparing first case, where  $\theta^H < \theta^L$ , note that  $\rho_t^H \geq \rho_t^L$ , as  $\rho_t^H \equiv 1$  for  $t > \theta^H$  and similarly  $\rho_t^L \equiv 1$  for  $t > \theta^L$ . So, as  $\gamma_t$  is decreasing,

$$\log \gamma_{\theta^L}^L < \log \gamma_{\theta^H}^L < \log \gamma_{\theta^H}^H = \log \gamma_{\theta^L}^H.$$

Thus we have  $\gamma_1^L < \gamma_1^H$ .

In the candid-first case with its duration  $\theta$  defined as in Proposition 5 by

$$g(\theta) = (\log \kappa_-^{-1})/(\lambda(1 - \rho)),$$

since  $g(t)$  is increasing, the assumption  $\rho_H > \rho_L$  implies via  $\lambda(1 - \rho_L) > \lambda(1 - \rho_H)$ . So as  $\theta^L < \theta^H$ ,

$$g(\theta^L) < g(\theta^H).$$

So since  $(g(1) - g(\theta^L)) > (g(1) - g(\theta^H))$  and as in the candid-first regime

$$\gamma_1 = e^{-\lambda(g(1) - g(\theta))},$$

we have

$$\begin{aligned} \lambda(1 - \rho_L)(g(1) - g(\theta^L)) &> \lambda(1 - \rho_L)(g(1) - g(\theta^H)) \\ &> \lambda(1 - \rho_H)(g(1) - g(\theta^H)), \end{aligned}$$

and so we again have  $\gamma_1^L < \gamma_1^H$ . □

**Proof of Main Theorem.** Recall that

$$\gamma_c = c + (1 - c)e^{-\lambda g(t)}, \text{ so } \frac{\partial}{\partial c} \gamma_c(t) = 1 - e^{-\lambda g(t)} > 0$$

$$\text{and } \gamma' = -\lambda h(t)(1 - c)e^{-\lambda g(t)}.$$

Let  $\theta(c)$  denote the optimal switching time for the charge  $c$ . Consider two charge levels  $c_L < c_H$ . Put  $\Delta c = c_H - c_L > 0$  and compute:

$$F(c) := \int_0^{\theta(c)} \gamma_c(t) dt, \text{ so } F'(c) = \int_0^{\theta(c)} \frac{\partial}{\partial c} \gamma_c(t) dt + \gamma_c(\theta(c))\theta'(c).$$

By the Mean Value Theorem for some  $c$  in  $(c_L, c_H)$

$$\begin{aligned} F(c_L) - F(c_H) &= -[F(c_L + \Delta c) - F(c_L)] = -\Delta c F'(c) \\ &= \int_0^{\theta(c_L)} \gamma_L(t) dt - \int_0^{\theta(c_H)} \gamma_H(t) dt \\ &= \int_0^{\theta_H} (\gamma_L - \gamma_H) dt + \int_{\theta_H}^{\theta_L} \gamma_L(t) dt. \end{aligned}$$

So the difference between yields corresponding to new disclosures is

$$\int_0^{\theta_H} (\gamma_H - \gamma_L) dt - \int_{\theta_H}^{\theta_L} \gamma_L(t) dt = \Delta c \left[ \int_0^{\theta(c)} (1 - e^{-\lambda g(t)}) dt + \gamma_L(\theta(c))\theta'(c) \right].$$

The expression on the right may be signed most easily numerically, since the (negative) value of  $\theta'(c)$  is given by a rather complicated formula (see below). For small  $\beta$  this is negative. As  $\beta$  increases the expression is initially positive and then negative arising from  $\theta'(c) < 0$ . Formally, let  $c = \underline{c}$  be the solution of the equation:

$$\int_0^{\theta(c)} (1 - e^{-\lambda g(t)}) dt + \gamma_c(\theta(c))\theta'(c) = 0.$$

The claims follow for  $c$  in the three ranges  $(0, \underline{c})$ ,  $(\underline{c}, \bar{c})$ ,  $(\bar{c}, 1)$ . □

## 8 Concluding remarks: implications

By introducing a continuous-time analogue for a traditional two-period analysis of voluntary disclosure in financial markets with private signals (these

assumed formally to be a martingale under the management’s filtration), we are able to probe the received Dye-paradox that increasing the award level of damages reduces the aggregate voluntary disclosure. Continuous-time permits optimal control of switches in the management’s disclosure behaviour that include both candid disclosure (of all signals) and sparing disclosure (of signals above a dynamic cutoff). We introduce a litigation mechanism which does not require (delayed) discovery of withheld signals (as in the traditional literature) and instead applies timed liability-sharing under which early disclosure of bad news (properly defined) attracts smaller (relative) damages payments. In this framework we show (Main Theorem) that the Dye-paradox need not occur for parameters in what we term the *legal consistency zone* comprising the two cases: when the liability charge parameter is neither too small nor too large and the switching behaviour out of sparing mode is sooner, leading to increased aggregate-disclosure, and likewise when the charge is sufficiently high under which sparing behaviour is not optimal.

### Acknowledgements.

It is a pleasure to acknowledge conversations concerning Poisson sampling and simulation of Brownian motion with Nick Bingham, Amol Sasane and Angelos Dassios and especial thanks to Amol and Angelos for their help with effecting these in a very simple Mathematica environment.

## 9 References

- Acharya, V., DeMarzo, P. and Kremer I. 2011. “Endogenous information flows and the clustering of announcements.” *Amer. Econ. Rev.* **101**, 2955–79
- Bingham, N. H. and Kiesel, R. 1998. *Risk-neutral valuation*. Springer.
- Björk, T. and Murgoci, A. 2014. “A theory of Markovian time-inconsistent stochastic control in discrete time.” *Finance Stoch.* **18**, 545–592.
- Choi, Albert H., and Kathryn E. Spier. 2022. “Liability for Non-Disclosure in Equity Financing. Available” at SSRN 4056233.
- Cornell, B., and Morgan, R. G. 1989. “Using finance theory to measure damages in fraud on the market cases.” *UCLA L. Rev.* **37**, 883.
- Daley, D. J. and Vere-Jones, D. 2003. *An Introduction to the Theory of Point Processes*, Vol. I, 2nd edn. Springer, 2003.
- Daley, D. J. and Vere-Jones, D. 2008. *An Introduction to the Theory of Point Processes*, Vol. II, 2nd edn. Springer.

- Dybvig, P., Gong, N., and Schwartz, R. 2000. "Bias of Damage Awards and Free Options in Securities Litigation." *Journal of Financial Intermediation* **9**, 149–68.
- Dye, R. A. 1985. "Disclosure of Nonproprietary Information." *Journal of Accounting Research* **23**, 123-145.
- Dye, R. A. 2017. "Optimal disclosure decisions when there are penalties for nondisclosure." *RAND Journal of Economics* **48** no. 3, 704-732.
- Dye, R. A., and Sridhar S. S. 2024. "Management forecasts: Biases, incentives, and spillover effects." *RAND Journal of Economics* **55** no. 4.
- Feldman, D. 1992. "Logarithmic preferences, myopic decisions, and incomplete information." *J. Financial Quant. Anal.* **27**, 619–629.
- Field, L., Lowry, M. and Shu, S. 2005. "Does disclosure deter or trigger litigation?" *Journal of Accounting and Economics* **39**, no. 3, 487-507.
- Francis, J., Philbrick, D., Schipper, K. 1994. "Shareholder litigation and corporate disclosures." *Journal of Accounting Research* **32**, 137-164.
- Gietzmann, M. B. and Ostaszewski, A. J. 2016. "The sound of silence: equilibrium filtering and optimal censoring in financial markets." *Adv. in Appl. Probab.* **48A**, 119–144.
- Gietzmann, M. B. and Ostaszewski, A. J. 2023. "The Kind of Silence: Managing a Reputation for Voluntary Disclosure in Financial Markets." *Annals of Finance*, **19**, 419-447.
- Jung, W.-O. and Kwon, Y. K. 1988. "Disclosure when the market is unsure of information endowment of managers." *J. Accounting Res.* **26**, 146–153.
- Karatzas, I. and Shreve, S. 2014. *Brownian motion and stochastic calculus*, Springer.
- Marinovic, I., and Varas, F. 2016. "No news is good news: Voluntary disclosure in the face of litigation." *RAND Journal of Economics* **47**, no. 4, 822-856.
- Mnookin, R.H, 2021. Bargaining in the shadow of the law Reassessed, in: Hinshaw A. et al. (eds). *Discussions in Dispute Resolution: The Foundational Articles*, 22-26. Oxford University Press.
- Ostaszewski, A. J. and Gietzmann, M. B. 2008. "Value creation with Dye's disclosure option: optimal risk-shielding with an upper tailed disclosure strategy." *Review of Quantitative Finance and Accounting* **31**, 1-27.
- Schantl, S. F., and Wagenhofer, A. 2024. "Economic effects of litigation risk on corporate disclosure and innovation." *Review of Accounting Studies* **29**, no. 4, 3328-3368.

Skinner, D. J . 1994. “Why firms voluntarily disclose bad news.” *Journal of Accounting Research* **32**, 38–60.

## 10 Appendix A

### 10.1 Observations on the call formula

We begin by recalling the call formula (Bingham and Kiesel, 1998):

$$\begin{aligned}\mathbb{E}_t[(Y_1 - \gamma_1)^+ | Y_t = y] &= y\Phi\left(\frac{\log(y/\gamma_1) + \frac{1}{2}\sigma^2(1-t)}{\sigma\sqrt{(1-t)}}\right) \\ &\quad - \gamma_1\Phi\left(\frac{\log(y/\gamma_1) - \frac{1}{2}\sigma^2(1-t)}{\sigma\sqrt{(1-t)}}\right) \\ &\rightarrow y - \gamma_1 \text{ as } y \rightarrow \infty \text{ from above.}\end{aligned}$$

We need only consider  $y < \gamma_1$  here; then, indeed,

$$\left[1 - \Phi\left(\frac{\log(y/\gamma_1) + \frac{1}{2}\sigma^2(1-t)}{\sigma\sqrt{(1-t)}}\right)\right] < \left[1 - \Phi\left(\frac{\log(y/\gamma_1) - \frac{1}{2}\sigma^2(1-t)}{\sigma\sqrt{(1-t)}}\right)\right].$$

So in particular, for  $0 < y < \gamma_1$ ,

$$y \left[1 - \Phi\left(\frac{\log(y/\gamma_1) + \frac{1}{2}\sigma^2(1-t)}{\sigma\sqrt{(1-t)}}\right)\right] < \gamma_1 \left[1 - \Phi\left(\frac{\log(y/\gamma_1) - \frac{1}{2}\sigma^2(1-t)}{\sigma\sqrt{(1-t)}}\right)\right].$$

This rearranges to give:

$$y - \gamma_1 < y\Phi\left(\frac{\log(y/\gamma_1) + \frac{1}{2}\sigma^2(1-t)}{\sigma\sqrt{(1-t)}}\right) - \gamma_1\Phi\left(\frac{\log(y/\gamma_1) - \frac{1}{2}\sigma^2(1-t)}{\sigma\sqrt{(1-t)}}\right).$$

And the inequality continues to hold also for all  $y > \gamma_1$ , though we do not need this.

### 10.2 Distribution of a drifted Brownian minimum

The probability of a drifted-Brownian minimum started at 0 falling below  $a \leq 0$  is

$$\Pr\left[\min_{[0,T]}(\mu t + W_t) \leq a\right] = \Phi\left(\frac{a - \mu T}{\sqrt{T}}\right) + e^{2\mu a}\Phi\left(\frac{a + \mu T}{\sqrt{T}}\right).$$

For the max we have for  $a \geq 0$ :

$$\Pr \left[ \max_{[0,T]} (\mu t + W_t) \leq a \right] = \Phi \left( \frac{a - \mu T}{\sqrt{T}} \right) - e^{2\mu a} \Phi \left( \frac{-a - \mu T}{\sqrt{T}} \right).$$

See (Karatzas and Shreve 2014, Section 2.8).

### 10.3 Mills ratio computation

We are concerned with Firms characterized by events B and C and their probabilities in the model, where we recall that:

- (B) Firms between the two cutoffs that do not make a voluntary disclosure but could face a damages-dispute (litigation) if by chance the stock price subsequently falls below  $\gamma_1$ , the limiting upper cutoff at time  $t = 1$ .
- (C) Firms between the two cutoffs that do not make a voluntary disclosure and do not face litigation as the stock price subsequently does not fall below  $\gamma_1$ .

We also recall from Section 5 that the limiting trend value is given by:

$$\gamma_1 = e^{-\lambda g(1)} \text{ with } g(t) = \int_0^t h(u) du,$$

where  $h$  is given in Section 2. So, given our modelling assumption about the signal  $Y_t$  (see Section 3), the event  $(Y_1 < \gamma_1)$  corresponds to

$$\log Y_1 = -\frac{1}{2}\sigma^2 + \sigma W_1 < \log \gamma_1 = -\lambda g(1).$$

Denoting by  $\Pr_{\text{silence}}$  the probability of silence, (i.e. of the event that  $\delta_\tau < Y_\tau < \gamma_\tau$  for all Poisson arrival times), we obtain

$$\begin{aligned} \Pr_B &= \Phi \left( \frac{\frac{1}{2}\sigma^2 - \lambda g(1)}{\sigma} \right) \Pr_{\text{silence}}, \\ \Pr_C &= \left[ 1 - \Phi \left( \frac{\frac{1}{2}\sigma^2 - \lambda g(1)}{\sigma} \right) \right] \Pr_{\text{silence}} \\ &= \Phi \left( \lambda g(1)/\sigma - \frac{1}{2}\sigma \right) \Pr_{\text{silence}}. \end{aligned}$$

So the relative sizes of Firms B and C are given by the Mills ratio:

$$\Phi \left( \frac{1}{2}\sigma - \lambda g(1)/\sigma \right) / \Phi \left( \lambda g(1)/\sigma - \frac{1}{2}\sigma \right).$$

## 11 Appendix B: Formalities and Mathematica code

### 11.1 Formal aspects of Equilibrium

Here we expand the informal equilibrium considerations in Section 5 where we indicated how the firm computes the threshold value for disclosing observed signals and the representative agent values the firm in silence according to the Minimum Principle of Section 5.

Formally, the firm uses its private filtration  $\mathbb{Y}^{\text{priv}}$  (time-indexed private information consisting of  $\sigma$ -algebras generated by the observations induced by a Poisson process) to selectively disclose/make public any privately received signals, thereby creating a public filtration  $\mathbb{Y}^{\text{pub}}$ . Its principal concern is to maintain a market valuation of its stock as high as possible knowing the consequences of non-disclosure. It must therefore at each arrival time of a signal calculate the market forecast of the mandatory time-1 disclosure using  $\mathbb{Y}^{\text{pub}}$  to determine whether to disclose the signal. Their disclosure strategy must thus select a sub-filtration  $\mathbb{G}^* = \{\mathcal{G}_t^*\}$  of  $\mathbb{Y}^{\text{pub}}$  based on a cutoff process  $\gamma_t$  such that at each time  $t \in (0, 1)$

$$\mathbb{E}[Y_1 | \mathcal{G}_t^*] = \sup_{\mathbb{G}} \mathbb{E}[Y_1 | \mathcal{G}_t], \quad ((\text{OC}))$$

the supremum being taken over all sub-filtrations  $\mathbb{G} = \{\mathcal{G}_t\}$  of  $\mathbb{Y}^{\text{pub}}$ . (This is something akin to a fixed-point calculation.) The analysis in (Gietzmann and Ostaszewski, 2016) finds this optimal censoring problem to reduce to a Conditional Bayes formula; cf. (Jung and Kwon, 1988). In the single-firm setting, conditional on there being no disclosure in the interval  $(t, s)$ , the formula characterizes the time- $t$  disclosure threshold as  $\tilde{\gamma}_t := \mathbb{E}_t[Y_1]$  by the formula

$$\tilde{\gamma}_t = \mathbb{E}_t[Y_1 | ND_s(\tilde{\gamma}_s)],$$

where  $ND_s(\gamma)$  is the event of non-disclosure when the cutoff is  $\gamma$ .

We now need a number of formal constructs.

The first is a (càdlàg) Poisson process  $N(t)$  with intensity  $\lambda$ , the known private information arrival rate, and is independent of the signal process  $Y_t$ . The arrival times in  $(0, 1)$  of the process  $N$  are regarded as consecutively numbered, with  $\theta_n$  denoting the  $n$ -th of these; that is, on setting  $\theta_0 = 0$ ,

$$\theta_n := \inf\{t > \theta_{n-1} : N(t) > N(t-)\}.$$

The resulting process  $Y^{\text{obs}}$  is the private observation process of the firm. It is piecewise constant, and defines the private filtration of the firm. This is the (time-indexed) family  $\mathbb{Y}^{\text{priv}}$  of  $\sigma$ -algebras generated by the jumps of  $N$  at or before time  $t$ , and by the observations at or before time  $t$ , here regarded as space–time point processes (i.e. taken together with their dates—for background, see (Daley et al., 2003) and especially (Daley et al. 2008, Chapter 15); it is formally given by  $\mathbb{Y}^{\text{priv}} := \{\mathcal{Y}_t : t \in [0, 1]\}$ , where

$$\mathcal{Y}_t := \sigma(\{(s, Y_s, N(s)) : 0 < s \leq t\}).$$

Next, the *public filtrations*  $\mathbb{G}^{\text{pub}}$  formalize the notion of ‘information disclosed via the publicly observed history of  $Y_t$ ’. Consider a fixed marked point process (MPP) comprising the following list of items.

- (i) The underlying càdlàg counting process  $N^{\text{pub}}(t)$  (‘the disclosure-time process’);
- (ii) The functions  $\theta_{\pm}^{\text{pub}}$ , where  $\theta_-^{\text{pub}}(t)$  is the last arrival time of  $N^{\text{pub}}(t)$  less than or equal to  $t$ , and  $\theta_+^{\text{pub}}(t)$  is the first arrival time of  $N^{\text{pub}}(t)$  greater than or equal to  $t$ , relations that hold almost surely on  $\mathcal{F}_t$  for every  $t$  in  $[0, 1]$ ;
- (iii) The marks  $Y^{\text{pub}}(t) = Y(\theta_-^{\text{pub}}(t))$  (‘the corresponding observation at time  $t$ ’).

In terms of the given MPP, the publicly observed history, briefly the *public filtration*, which is right-continuous, is taken to mean  $\mathbb{G} = \mathbb{G}^{\text{pub}} := \{\mathcal{G}_t^+ : t \in [0, 1]\}$ , where  $\mathcal{G}_1^+ = \sigma(\mathcal{G}_1, (1, Y_1))$  and, for each  $t$  in  $[0, 1]$ , conventionally,

$$\mathcal{G}_t^+ = \bigcap_{s > t} \mathcal{G}_s$$

with the  $\sigma$ -algebras  $\mathcal{G}_t$  generated as the join of the two  $\sigma$ -algebras corresponding to items (i), (ii), and (iii), dates included, namely

$$\mathcal{G}_t = \bigvee_{s \in [0, t]} \sigma((s, N^{\text{pub}}(s)), (s, Y^{\text{pub}}(s))).$$

We further define *disclosure filtrations consistently generated from the (private) filtration*  $\mathbb{Y}^{\text{priv}}$  *via the  $\mathbb{G}$ -predictable censor*  $\gamma = (\gamma_t)$ , to be public filtrations satisfying the condition:

- (vi) If  $N^{\text{pub}}(t) > N^{\text{pub}}(t-)$ , then  $Y^{\text{pub}}(t) = Y_t$
- (vii) If  $N(t) > N(t-)$  and  $Y_t > \gamma_t$ , then  $N^{\text{pub}}(t) > N^{\text{pub}}(t-)$ .

For such a filtration  $\mathbb{G}^{\text{pub}}$ , the counting-process for arrival times occurring in  $(0, 1)$  in (ii) will be termed the voluntary disclosure event times (briefly disclosure times):  $\theta_0^{\text{pub}}, \theta_1^{\text{pub}}, \dots$ .



Associated with a fixed disclosure filtration  $\mathbb{G} = \{\mathcal{G}_t^+\}$ , consistently generated via  $\gamma$  as above, is the process obtained by taking contingent expectations of the time-1 signal  $Y_1$  with respect to the time- $t$  information subsets, i.e.  $t \mapsto \mathbb{E}[Y_1|\mathcal{G}_t^+]$ .

It is finally this process that is interpreted as a  $\mathbb{G}$ -predictable valuation process of the firm, briefly the  $\mathbb{G}$ -forecasting process.

The optimisation problem (termed the censoring problem in (Gietzmann and Ostaszewski, 2016)) addressed below calls for the construction of a filtration  $\mathbb{G}^* = \{\mathcal{G}_t^*\}$ , necessarily unique, whose associated forecasting process is the left-sided-in-time pointwise supremum over all  $\mathbb{G}$ -forecasting processes, that is, for each time  $t \in (0, 1)$ ,

$$\mathbb{E}[Y_1|\mathcal{G}_t^*] = \sup_{\mathbb{G}} \mathbb{E}[Y_1|\mathcal{G}_t], \quad ((OC))$$

where the supremum ranges over the disclosure filtrations  $\mathbb{G} = \{\mathcal{G}_t^+\}$ , as defined above. In (OC) both sides of the equation depend only on the public information available to the left of the date  $t$ . By definition, such a  $\mathbb{G}^*$ , if it exists, is unique. The main results in (Gietzmann and Ostaszewski 2016, Theorem 1), assert in particular that the unique censor process  $\gamma_t$  corresponding to the optimal  $\mathbb{G}$ -forecasting process has the form  $\sup_{\mathbb{G}} \mathbb{E}[Y_1|\mathcal{G}_t]$  and satisfies the (censoring) differential equation

$$\gamma_t' = -\gamma_t \nu_t \text{ for } \theta_{n-1}^{\text{pub}} < t < \theta_n^{\text{pub}},$$

where  $\nu_t = \lambda[2\Phi(\frac{1}{2}\sigma\sqrt{1-t}) - 1] > 0$ .

**Remarks 1.** Informally, the censoring problem requires the firm to reach disclosure/suppression decisions using only the history of all prior public information.

2. The optimal censoring problem amounts to the construction of a censoring filter (process), which for short we call a censor,  $\gamma_t$  with the following properties:

- the disclosure subfiltration  $\mathbb{G}$  of  $\mathbb{Y}^{\text{priv}}$ , generated through suppression of observations by reference to the process  $\gamma_t$ , is consistently generated from the private filtration  $\mathbb{Y}^{\text{priv}}$  via  $\gamma_t$ ;
- $\gamma$  is  $\mathbb{G}$ -predictable (this is crucial);
- for each time instant  $t \in (0, 1)$ ,  $\gamma_t$  is chosen to be a cutoff maximizing the expected value of  $Y_1$ , given only past public information (which is why  $\gamma$  needs to be  $\mathbb{G}$ -predictable).

3. The role of  $\mathbb{G}$  above is to formalize the censoring of the private observation process relative to information ‘public’ before any time- $t$  disclosure, so in general distinct from the optional valuation process  $\mathbb{E}[Y_1|\mathcal{G}_t^+]$ , which models the later right-continuous public valuation at time  $t$ .

4. In Remark 2 the agent is a maximizer of an instantaneous objective linked to the terminal signal  $Y_1$  (the legally defined accounting estimation of firm value, reported at the mandatory date 1). The alternative approach is to establish a single overall performance indicator for the entire trajectory of the estimator. Optimality of overall economic behaviour induced by instantaneous (sometimes called ‘myopic’) objectives is established for a class of models related to ours in Feldman (1992). Compare also Björk and Murgoci (2014).

## 11.2 Mathematica Model code

```
Phi[x_] := 0.5((1 + Erf[x/Sqrt[2]])
phi[x_] := Exp[-0.5x^2]/Sqrt[2*Pi]
h[t_, a_] := 2*Phi[a*Sqrt[1 - t]] - 1
% a=s/2
asq[t_,a_] := a*Sqrt[1-t]
H[t_,a_] := Phi[a] + (-Phi[a] + a*phi[a])/a^2 - ((asq[t,a]^2-1)Phi[asq[t,a]] + asq[t,a]*phi[asq[t,a]])/a^2
-t/2;
candTheta[L_,kappa_] := FindRoot[g(t) == (-Log[kappa]/L), {t, 0.4, 0.5}][[1, 2]];
sparTheta[s_, L_, kappa_] := FindRoot[(1 - t)*h[t,s/2] == (kappa^(-1) - 1)/(L),
{t, 0.4, 0.5}][[1, 2]]
sparLowest[s_,kappa_] := ((kappa^(-1) - 1)/h[0,s/2])[1,2],
candLowest[s_,kappa_] := (-Log[kappa])/H[1,s/2])[1,2],
```

## 11.3 Stats code

*Implementation tables below assume  $\sigma = 3$  and  $\kappa = 0.7$ .*

```
< <Statistics'ContinuousDistributions'
< <Statistics'DiscreteDistributions'
< <NumericalMath'SplineFit'
minbm[m_,s_,L_,t_] := Module[{nn,xx,xx0,xx1, yy,yy1},
nn=Random[PoissonDistribution[L]];
If[nn==0,xx=Table[{0}],xx = Sort[RandomArray[UniformDistribution[0, 1],
nm]]];
```

```

xx0=Prepend[xx,0];
xx1=Table[xx0[[k]]-xx0[[k-1]],{k,2,Length[xx0]};
If[nn==0,yy=Table[{0}],yy = RandomArray[NormalDistribution[0, 1], nn]];
yy1=yy*s*Sqrt[xx1]+1*xx1;
yy2=Table[Sum[yy1[[j]],{j,1,k}],{k,1,Length[yy1]};
Min[yy2]]

candTarget[s_, L_, kappa_] := 0.5s*candTheta[L, kappa] - L(H[1, s/2] - H[Theta[L,
kappa], s/2])/(s/2)
candidPr[m_, s_, t_, L_, kappa_, nn_] := Module[{dt, dmi, dma},
dt = Sort[Table[minbm[m, s, L, t], {k, 1, nn}]];
dmi = Min[dt]; dma = Max[dt];
RangeCounts[dt, {dmi, candTarget[s, L, kappa]}][[2]]/Length[dt]]

cand-pts = Table[{L, (1 - Exp[-L(1 - candTheta[L,0.7]))]*candidPr[-0.5*3, 3,
candTheta[L, 0.7], L, 0.7, 200]}, {L,1, 11}];
spline=SplineFit[cand-pts,Bezier];
ParametricPlot[spline[u],{u,1,10}]

sparTarget[s_, t_, L_] := -2(L/s)*H[t, s/2]
sparingPr[m_, s_, t_, L_, kappa_, nn_] := Module[{dt, dmi, dma},
dt = Sort[Table[minbm[m, s, L, t], {k, 1, nn}]];
dmi = Min[dt]; dma = Max[dt];
RangeCounts[dt, {dmi, sparTarget[s, 1, L]}][[2]]/Length[dt]]

L[i_] := i/10;
spar-pts = Table[{i/10, (1 - Exp[-L[i]*sparTheta[3, L[i], 0.7]])*sparingPr[-0.5*3,
3, sparTheta[3, L[i], 0.7], L[i], 0.7, 2000]}, {i, 1, 121}];
spline=SplineFit[spar-pts,Bezier];
ParametricPlot[spline[u],{u,1,10}]

```