

Corporate Non-Disclosure Disputes: Equilibrium Settlements with a Probabilistic Burden of Proof

Miles B. Gietzmann¹ and Adam J. Ostaszewski²

Abstract. The literature of damages-assessment under the US disclosure 10b-5 rule proposes multiple formulations for a “proper measure” based on the legal “out-of-pocket” principle, i.e. the difference between original and an observed later price consequent on revealed information, with suspected prior disclosure omission. Key is the evolution of a putative “price-but for the omission”. Proposed procedures include back-casting and forward-casting (between two dates, or via multiple intervening dates) – Ferrell and Saha (2011). We derive, consistently with fair-pricing, a new model of induced litigation-behaviour referring to prices at and just before the revelation date. Parameters incentivise withholding of price-sensitive news under a ‘sparing’ strategy.

JEL Classification: K13, K22, G38, G39, D82, M41

Keywords: Asset-price dynamics; voluntary disclosure; dynamic disclosure policy; sentier liability; litigation; burden of proof; Markov piecewise-deterministic modelling; corporate transparency, reputation.

1 Introduction

When a security’s price falls from a mandatorily disclosed value $Y_0 = 1$ at time $t = 0$ to $Y_1 = 0$ at the subsequent mandatory disclosure date of $t = 1$ and probabilistic evidence is provided that the management did not disclose price sensitive information, a common approach is to require damages to be based on some multiple of $Y_1 - Y_0 > 0$. However, if ex-ante there was a positive probability that between $t = 0$ and $t = 1$, management did not receive any price sensitive information, then in equilibrium the security’s price could have drifted down given no disclosure, without the need to assume management had unambiguously hidden disclosures. Thus, when security prices evolve in a stochastic environment, starting with an assumption that the magnitude

¹Bocconi University; miles.gietzmann@unibocconi.it

²London School of Economics; a.j.ostaszewski@lse.ac.uk; Corresponding author

of $Y_1 - Y_0$ was caused exclusively by management non-disclosure is false, and moreover unnecessarily destroys value via excessive litigation costs and or sub-optimal disclosure incentives. The objective of this paper is to decompose a security price fall into respectively an *expected* fall in the security price, resulting from a total absence of disclosures between two successive mandatory disclosure times (so driven by the geometric Brownian motion model of its state), and a further *unexpected* fall component, attributable to a non-disclosure event (a withholding of earlier price sensitive information). We then design a litigation system based on the latter identified non-disclosure component rather than on the aggregate fall $Y_1 - Y_0$. We demonstrate how this results in less litigation-based value destruction.

Given this characterization of the claim negotiation system, we show how firms choose which negative news signals to voluntarily disclose and which to hide. This new model-setting allows a clearer role for expert witnesses than traditional delayed-omniscience based models, which simply assume that the full definitive facts will eventually be released to a court. Furthermore, whereas disclosure strategies in traditional models are driven purely by legal transaction costs, in our model the decisions by potential plaintiffs not to embark on litigation can be explained by rationally inferred imperfections in the legal system.

We model a setting in which dispute settlements or, failing these, litigation for non-disclosure can arise as follows. A firm has two mandatory disclosure times $t = 0$ and $t = 1$. In between these two mandatory reporting dates (eg 10-Q filings) firms have a responsibility to update investors with voluntary disclosures (eg 8-K filings) if events arise that they perceive to be price sensitive. We assume that litigation may commence (under 10b-5 in the US) following a drop in a firm's security price between $t = 0$ and $t = 1$, whenever a firm has made no voluntary disclosures.

Our first modelling step is to decompose the drop in price into two components. First an expected equilibrium fall in price for a firm that makes no voluntary disclosures (remains *silent*), and then a potential further drop, if any, which becomes the basis for a legal claim against the firm's management. That is, the fact the price drops is of itself not regarded as sufficient to support litigation when that price drop was rationally expected in equilibrium with silence - we call this expected price, conditional on silence, the (equilibrium) *limiting no-disclosure trend value*. This refers to the limit as t approaches 1. The basis for litigation thus rests on identification of an *unexpected* component in a price fall away from the trend value, potentially

arising from non-disclosure of some earlier information amounting to ‘bad news’. (We define such terms below.)

We adopt a continuous-time framework in which an ODE describes the evolution of the *equilibrium trend value* (derived in Section 5). This evolution is associated with equilibrium market inferences, which inferences consider whether falls observed in price go beyond trend values, thereby suggesting the possibility that the firm withheld negative private information. (The alternative to continuous-time is the two-period framework recalled in the literature review below.) An internally generated signal of the firm’s value, denoted Y_t , is observed intermittently so that the *random* observation times of Y_t follow a Poisson process independent of the signal value. We model the signal, consistently with the benchmark Black-Scholes framework, as a geometric Brownian *martingale* (details in Section 3). If observed and if disclosed, it will be disclosed truthfully and so establishes a new valuation of the firm at that point in time. However, absent any disclosure, the market remains uninformed as to whether a signal has been received. The ambiguity of silence (over a lack of signal or a non-disclosed signal) at any point in time may be viewed as a continuous analogue of the *scheduled* ‘potential interim announcement’ in the Dye (1985) framework. We exploit the earlier modelling in [GieO2016] with the inclusion now of possible shareholder litigation. Here rationally anticipated litigation damage payments affect a firm’s voluntary disclosure calculus. In most situations it is known that cases are settled as the result of negotiations out of court: see Alexander (1991). As we shall see on empirical grounds, for out of court settlement to result, an equilibrium *mitigating factor* needs to be identified. This mitigating factor reflects the uncertainties associated with the specifics of a case.

The ODE has a tractable explicit solution (in terms of three parameters: the arrival rate of private news, combined observation and production variability, and the managerial “compensation for results” rate). Throughout a period of silence it expresses in implicit terms (absent any voluntary disclosures) an equilibration of two opposing forces. Non-disclosure of what might be interpreted as bad news protects the value (before $t = 1$) of the firm, while at the same time leading to a higher likelihood that litigation will require negotiated damages to be paid.

Its solution is an exponential-like declining continuous curve γ_t recalibrated so that the last known disclosed value assumed to occur at time $t = 0$ has $\gamma_0 = 1$. As t increases the associated *equilibrium trend curve* γ_t is the principal component in the market’s assessment of firm value when there is

no corrective disclosure. This reflects the market's inference from continued silence as an increased likelihood (but not certainty) of an undisclosed poor signal value having been privately received by the firm. The date of the next mandatory disclosure is taken to be $t = 1$. The *limiting value* as t tends to 1 of γ_t , namely γ_1 , now has an important significance: it is the market's valuation just prior to the mandatory disclosure itself, the latter denoted by Y_1 . Thus our decomposition comprises first a fall from γ_0 to γ_1 and, if $Y_1 < \gamma_1$, then a second a fall of $\gamma_1 - Y_1$. That is, a rationally *expected* fall in price $\gamma_0 - \gamma_1$ and an *unexpected* component $\gamma_1 - Y_1$.

It is this second fall which we propose as the new candidate basis for the initial claim by investors against the firm under the 10b5 SEC regulations.

Next, we need to consider whether after negotiation shareholders are to be awarded the full drop in price per share ($\gamma_1 - Y_1$) or alternatively by some fraction of it, which we call the *mitigating factor*. How this mitigating factor is chosen becomes a key consideration. In this respect it has been argued in Alexander (1991), on the basis of multiple reasonably similar claims following IPOs, that the claims are typically settled by negotiation rather than in court, which she refers to as occurring 'in the shadow of the law'. Alexander reports that 95% of claims are settled in this way.

Our approach to the negotiated settlement of the claim uses *fair-pricing* (standard risk-neutral) valuation methods. On the one hand, the claimants hold the view that, with a specified level of probability, the firm has earlier at some unspecified time t not disclosed a negative private signal (whose disclosure would have earlier reduced the valuation of the firm to below γ_t); on the other hand, is the view that in the absence of certainty as to whether management have received a poor signal, the firm's management cannot be held responsible for the entire fall in value $\gamma_1 - Y_1$. Thus on introducing a mitigating factor $\rho = \rho_1$ the resolved claim is

$$\rho(\gamma_1 - Y_1) \quad (\text{for } Y_1 < \gamma_1).$$

Here ρ is independent of the signal Y_1 , but will depend on the parameters of the firm.

Given this potential further loss in the firm's value, optimal behaviour by the firm will induce precautionary voluntary disclosures at earlier times t , leading to a similar formula

$$\rho_t(\gamma_t - Y_t) \quad (\text{for } Y_t < \gamma_t),$$

with implications concerning the mutual relations between ρ_t and γ_t based on fair-price (risk-neutral) considerations. To support this formulaic approach, we may again cite Alexander’s report that the settlements in her survey were typically at the level of 30% of the initial claim, which we take to correspond to our *mitigating factor* ρ .

Our material is organized as follows. Section 2 reviews established two-period approaches in the literature. In Section 3 we begin with an informal qualitative introduction to the formal model of disclosure and settlement negotiation which we formally develop later, using fair-pricing methodology. In Section 4 we determine a lower cutoff below which poor private signals will be disclosed. Upper disclosure cutoffs, above which signals are disclosed, are derived in Section 5. The probability of non-disclosure of observations is discussed in Section 6. Concluding remarks are in Section 7. Appendix A is devoted to various formulas from Brownian analysis. Appendix B offers technical results on the differences between ‘with litigation’ and ‘without litigation’ formalities that extend some of the simpler arguments in the main text. Appendix C offers a Mathematica code for simulating Poisson monitoring of the state of the firm.

2 Literature Review

Dye (2017) studies a revised form of the standard static disclosure problem (Dye 1985) in which a seller of an asset, who may receive a private signal on the estimated intrinsic value of the asset, decides whether to disclose the signal realization to potential buyers. The revision Dye (2017) introduces is that after the sale a non-disclosing seller is liable to damages specified by a damages-multiplier times the amount the buyers of the asset overpaid for the asset. The overpayment is calculated based on what the asset would have sold for, if the seller’s signal had been disclosed in the market. That is, the model of legal damages assumes the seller-observed signal value is discovered by the courts after the sales transaction is completed. Dye (2017) establishes several counter-intuitive results within this simple model setting. He shows that when the numerical value for the damages multiplier is increased this leads to the seller being less likely to disclose the private signal and this decline in disclosure also follows if an independent fact-finder (auditor) is more likely to detect non-disclosure. This leads Dye to conclude that his result yields the important paradoxical conclusion that greater damages

payments for non-disclosure generate less disclosure (p. 706). This result is derived by showing that the equilibrium non-disclosure cutoff is increasing in the *damages multiplier*. The Dye result is sometimes described as a pure insurance effect because when investors are given litigation rights to seek compensation, they incorporate this in the pricing of the seller asset. Since investors rationally believe they are price protected against non-disclosure, the investors become less cautious. As we shall see below, our model makes a different prediction, because our model of litigation gives rise to two cutoffs – an upper Dye-type cutoff plus a new lower cutoff (below which voluntary disclosures occur). In our model the upper cutoff also rises (see Appendix B) as in Dye (2017), but at the same time so does the second lower cutoff which increases disclosure. The result that increasing damage payments for non-disclosure generates less disclosure no longer applies unequivocally as a net effect needs to be considered.

Schantl and Wagenhofer (2022) develop a Dye-type disclosure model that formalizes how this lower disclosure cutoff can arise. They assume that litigation, in addition to a pure insurance effect, also creates the possibility of a *deterrence effect*, in which the managers of firms experience a reputation cost even though they have full litigation insurance. This new deterrence effect introduces the dual cutoff strategy: the traditional (upper) Dye cutoff and now a new lower cutoff below which the reputation cost outweighs the valuation benefits from non-disclosure of bad news. This dual cutoff strategy allows Schantl and Wagenhofer (2022) to show that increasing legal damage payments for non-disclosure does not generate less disclosure in the case that the reputation effect dominates the insurance effect. This is closer to our result, but again we first focus on what specific assumptions they make about how damages are determined. Like Dye (2017) they assume that a signal observed privately by the firm’s manager, but not disclosed at the time of receipt, is observed perfectly by the courts, but with subsequent delay. The difference between that value and the market price of the firm, had the private signal been disclosed, then determines the damages. That is, the courts are presumed to enjoy *delayed but perfect observability*. A major result of the Schantl and Wagenhofer (2022) is that decreasing litigation risk leads to less disclosure of very bad news, provided the reputation effect of non-disclosure is not too high. In our model there is no direct reputation cost.

Choi and Spier (2022) introduce a dual (low, high) productivity type Dye model in which public investment in low productivity firms is socially inefficient. However, such investment can occur if firms privately observe

low project productivity but choose during fund-raising to not disclose it (“withholding material information”) and pool with uninformed firms. At issue is how to design the legal damages system which specifies how firms are liable for non-disclosure to deter inefficient investment. Choi and Spier show how in equilibrium firms’ non-disclosure depends on the frequency with which the firms are privately informed and the level of liability. They show that as the liability system becomes stronger, low productivity firms are increasingly deterred from raising funds. In the case where damages for non-disclosure only offer partial deterrence to strategic firms, they show how social welfare increases in damages. Like Dye (2017) they apply a delayed omniscience assumption for the courts, by modelling damages as being assessed on the realized value of the private productivity signal at the time of the court hearing that was not disclosed by the firm at the (earlier) time of observation. They also look at three extensions: firm managers being personally liable, induced false positives and costly litigation.

Field, Lowry, and Shu (2015) consider empirically whether disclosure triggers or deters litigation. They commence by noticing that Skinner (1994) suggests (early) voluntary disclosure can deter lawsuits, since providing timely information weakens the claim that managers acted improperly by failing to disclose bad news. Also, releasing bad news decreases the duration that the stock trades at a misleading price. However, Francis et al (1994) find from their empirical studies the opposite result, that early disclosure increases the probability of litigation. Field et al. explain that the seemingly contradicting conclusions follow from the fact that litigation and disclosure are *endogenously* determined. So, in response they estimate a simultaneous equations model. They find that:

“Our results are consistent with both the pre-emption effect and the deterrence effect. First, Firms with higher litigation risk are more likely to issue earnings warnings. This relation is robust across various specifications. More interestingly, we also find some evidence that firms that disclose early can lower their expected litigation risk. At a minimum, there is no evidence that earnings warnings trigger litigation, as some prior literature has suggested.”

We can contribute to this debate by providing a closed form model in which firms provide earnings warnings by applying our dual cutoff equilibrium strategy and can analytically appraise the comparative static of increased dispute occurrence triggered by non-disclosure within a class of firms with identical characteristics (see β, κ, λ below). Unlike Field et al. our model does not consider all firms with an above-1% size adjusted unexpected

earnings as ‘treated’; they then define a matched untreated sample, as this would be consistent with a simple upper cutoff regime. Instead, we identify three mutually exclusive cases:

- (A) Firms making early voluntary disclosures, because they are below the lower cutoff (early bad news disclosers), who may not face damages-disputes if the stock price does not fall further. The prospective effect of subsequent disclosures is not studied here. We note the fair-price modelling undertaken by Dybvig et al. (2000) in connection with a reform act of 1995 in the US.

- (B) Firms privately observing signal(s) between the two cutoffs that do not make a voluntary disclosure, but could face damages litigation (or private settlement) if by chance the stock price subsequently were to fall below γ_1 , the limiting upper cutoff at time $t = 1$.

- (C) Firms privately observing signal(s) between the two cutoffs that do not make a voluntary disclosure and do not face litigation as the stock price subsequently does not fall below γ_1 .

So applying our model, the question is not whether disclosure triggers a dispute (and potential litigation) but instead whether, if the litigation regime (court threshold for damage awards – see y_1 below) is raised, the number of C-Firms increases relative to B-Firms? However, to answer this question we need to understand how the number of A-Firms changes.

When the value of Y_t (with $0 < t < 1$) is disclosed in the (A) scenario as an early voluntary disclosure, this time t provides a new time origin for the subsequent analysis of the ODE associated with any future silence in the remaining interval (with initial condition now $\gamma_0 = Y_t$). In particular, this means that the firm may face a dispute at later date. In view of this, our analysis reduces to considering only the B- and their complement C-Firms. The ratio of these two types (B:C) is a Mills ratio, which our model identifies as having the tractable form

$$\Phi\left(\frac{1}{2}\sigma - \lambda g(1)/\sigma\right) / \Phi\left(\lambda g(1)/\sigma - \frac{1}{2}\sigma\right),$$

where σ is the combined production and observation volatility, and the function g is defined by an integral

$$g(u) := \int_0^u h(t)dt \text{ with } h(t) = 2\Phi(\sigma/2\sqrt{1-t}) - 1 > 0.$$

We shall see that $h(t)$ describes the *instantaneous decline* in the value of a silent firm so that $g(1)$ gives the *average decline*. It is relevant to later

considerations that h and so g depend on only the one parameter σ . For a derivation of the Mills ratio see Appendix A.

Thus, since the Mills ratio $\Phi(x)/\Phi(-x)$ is increasing³ in x , the relative ratio of B- to C-firms is decreasing in λ and increasing in σ .

Schantl and Wagenhofer also consider endogeneity issues in their model; however, their focus is upon establishing when the market reaction to good news is greater than the reaction to bad news.

To summarize, our theoretical model suggests an enhanced research design and more nuanced model question when looking at empirical disclosure and litigation data. Instead of asking does disclosure drive litigation the questions should be:

- how does volatility and precision drive the efficacy of litigation and what effect does that have on disclosure;
- how does increasing the mitigation factor applied to the observed damages increase disclosure.

Marinovic and Vargas (2016) put it well: “In our setting, litigation and disclosure are simultaneously determined but are not causally linked.”

3 Model framework

We begin this section with an informal qualitative introduction to the formal model of disclosure and settlement negotiation which is to be developed further below.

The initial firm value is denoted (and known to all) to be γ_0 .

Firms may observe a privately a *signal* (aka ‘news’) of their own value Y_t at a series of random arrival times t ($0 < t < 1$) and choose whether or not to disclose the signal (disclosures if made, are always truthful). It is critical that these form a *random sampling* and not a deterministically scheduled sampling.

The firm decision whether or not to disclose is determined with reference to two (equilibrium) dynamic cutoffs.

An upper cutoff γ_t (a dynamic analogue of the Dye cutoff) which determines whether the firm discloses the signal, which might be below γ_0 (and so be termed *weakly bad news*): $\gamma_0 > Y_t > \gamma_t$.

However, if the firm receives an even lower signal $Y_t < \gamma_t$, which we term *bad news*, then before choosing to not disclose this information there

³Its derivative is $\varphi(x)/\Phi(-x)^2$.

is a further consideration involving a second cutoff called the lower cutoff, denoted by $\delta_t < \gamma_t$, which we characterize in Section 4.1. This captures the possibility that if the private news signal received by the firm is $Y_t < \delta_t$, which we may call *very bad news*, then the firm chooses to voluntarily disclose it, to avoid potentially larger penalization at a later date. Indeed, for such a very low observed signal the firm expects Y_1 to be Y_t (as the model assumes the signal to be a martingale) with $Y_1 < \gamma_1$ (see below).

This characterization of a disclosure policy allows us to describe the range of news signals over which firms will choose not to voluntarily disclose as the *intermediate bad news* range: $\delta_t < Y_t < \gamma_t$.

In summary, in equilibrium, investors infer that firms manage a trade-off between voluntarily disclosing either good to weakly bad signals or ‘very bad news’ signals, while not disclosing intermediate bad news signals.

Key here is how investors should rationally value (in fact downgrade) a firm’s persistently continued silence. Investors’ inferred value comes from weighing up the two possibilities that silence follows from the firm not receiving any private signal or from receiving an intermediate bad news signal which they chose voluntarily not to disclose. Given such an evaluation, one would intuitively expect that, for a range of regular distributions on the probability that the firm receives a signal, the longer the period of silence, the more likely investors believe the firm has received intermediate bad news and so, as time progresses with continued silence, the market continues to downgrade the value of the firm. Gietzmann and Ostaszewski (2023) make this intuition precise by deriving a unique *equilibrium trend value* of the firm. This is the chosen dynamic upper cutoff γ_t . It is shown to follow a form of simple exponential decline, so that if silence continues until the next mandatory disclosure period at $t = 1$, then the investors will have continuously through time downgraded the firm to a *rationaly anticipated limiting value* at $t = 1$. We shall denote this value by γ_1 , which need not agree with the actual mandatedly disclosed value Y_1 .

The potential discrepancy between Y_1 and γ_1 is the source of our main insight in our new approach. Consider the actual value Y_1 . In the prior models of (Dye(2017) and of Shantl and Wagenhofer (2022), with only one known (scheduled) arrival time t_{interim} , legal penalties are there determined amounting to

$$Y_0 - Y_{t_{\text{interim}}},$$

under the assumption that the court finds out exactly what private signal

$Y_{t_{\text{interim}}}$ was observed by the firm. That is, investors are compensated exactly for the extent that the hidden intermediate bad news reflected a fall in the value of the firm. In those models litigation is costly and so exogenously introduced litigation costs introduce the only friction that discourages successful litigation. Our innovation is to replace Y_0 by γ_1 and $Y_{t_{\text{interim}}}$ by Y_1 in the determination of any settlement in regard to a redress for the fall in firm value. That is, the unobserved private signal $Y_{t_{\text{interim}}}$ is replaced by the limiting equilibrium value of the firm, $\gamma_1 = \lim_{t \rightarrow 1} \gamma_t$, where γ_t is the dynamic equilibrium trend value.

This has a number of advantages. First, it does not unrealistically assume delayed omniscience on the part of parties to the dispute. Secondly, as we see in the formal model below, it does not assume that legal penalties are perfectly determined subject to litigation transaction costs. Instead, the efficacy of penalties depends on parameters of the fundamental uncertainty faced by firms and investors, and this allows us to start to address the issue of imperfect legal penalties when information is not disclosed. This naturally allows the possibility to add additional real-world features such as expert testimony and public enquiries, which are not incorporated in prior models. To summarize, our model does not assume that the new method of redress will outperform the disclosure implications of the established two-period models. Instead it starts by rejecting delayed full revelation as an assumption. Thus our model focuses on the performance of a equilibrium dispute-resolution system based on rational expectations, rather than delayed zero uncertainty. In order to conduct the analysis we now introduce modelling of some of the additional institutional features that we suggest are important in this setting.

In our formal valuation model of persistently silent firms the market decreases the value of the firm according to a specific form of exponential decline. Our model starts with four observables:

- i) initial firm-value (at $t = 0$) : γ_0 ;
- ii) *limiting* terminal trend value (at $t = 1$) : γ_1 , arising from the firm remaining silent until the next mandatory disclosure time (at $t = 1$);
- iii) Y_1 the actual terminal firm value observed at terminal time $t = 1$;
- iv) a damages cutoff: y_1 (see below).

We shall assume that disclosures above γ_1 , by virtue of γ_1 being the limiting trend value, do not attract claims for damages. Thus the damages cutoff satisfies

$$y_1 \leq \gamma_1.$$

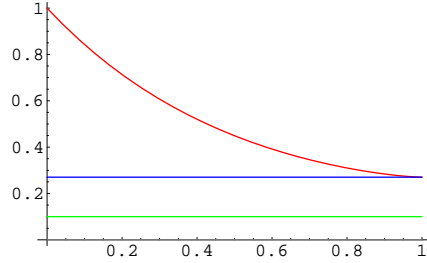


Figure 1: Disclosure cutoffs (p.v.) over time interval (0,1): upper (equilibrium trend value γ_t), lower (precaution against damages liability for $y_1 = \gamma_1$) and lowest (precaution against personal liability)

This leaves the fundamental question of how to proceed if $Y_1 < \gamma_1$, i.e. if the mandatory disclosed value is below the rationally expected limiting trend-value with the silence persisting from $t = 0$ to $t = 1$.

We shall assume the investors rationally conclude that prior to $t = 1$ with some probability the firm's management was in receipt of some *bad news* (we are precise about the probability below). Thus the firm (and perhaps also the manager) could be liable for *scienter* damages, as a form of redress to the shareholders, for knowingly keeping back material information. So γ_1 provides a lower cutoff below which the manager is incentivised to disclose low (very bad) value signals.⁴

We will formally show that early disclosure of bad news arises at an earlier time $t < 1$ when management observes $Y_t < y_1$ and y_1 is the known court threshold for award of damages.

The context is that the firm is now modelled as facing two voluntary disclosure cutoffs: an upper cutoff and a lower cutoff, above and below which respectively the firm always makes voluntary disclosures of privately observed signals if received. In fact, a third cutoff emerges (below the other two cutoffs, indicative of a *post-damages bankruptcy*, in terms of expected values – see subsection 4.1), for which, without *personal liability*, voluntary disclosure would not take place, and to which we return in the Concluding remarks. However, we are now assuming a model in which legally enforceable penalties arise (whether as negotiated settlements or, by default, as court settlements) when the observed firm value Y_1 is below the value y_1 . At issue is how to opti-

⁴Evidently, damages could bankrupt the firm, creating a further cut-off below which management, fearing bankruptcy, would be motivated to declare such *very bad news*.

mally choose y_1 so the penalties give optimal voluntary disclosure incentives. In order to understand how to choose the critical value for y_1 , first consider an intuitively justifiable candidate γ_1 . Here legal penalties will be set as the difference between expected firm value after silence from $t = 0$ to $t = 1$ and the observed signal, namely

$$\gamma_1 - Y_1$$

(with $Y_1 < \gamma_1$), i.e. when the firm value, assuming management was uninformed by private signals, was rationally expected to fall to γ_1 , so that here the penalties are determined by how much lower than that anticipated value is the actually realized value.

However, as we shall see below, restricting damages to be calculated only with respect to γ_1 is too restrictive, which is why we introduce the new free variable y_1 (the legal damages cutoff) and allow it to be optimally chosen as a potential replacement for γ_1 .

It is assumed that the value $y_1 \leq \gamma_1$ models the court threshold for assessment of damages in the event that $Y_1 < y_1$ and damages are awarded.

Under these circumstances of potentially non-disclosed intermediate bad news, we model damages awarded against the firm by using the formula

$$\rho_1(y_1 - Y_1), \text{ if } Y_1 < y_1,$$

where the *mitigating factor*⁵ ρ_1 reflects the market-based probabilistic level that undisclosed signals had likely been observed prior to $t = 1$. The damages payment thus has the character of an *enforced dividend*. Though this is a transfer from one pocket of an investor to another, it nonetheless leads to a *corrective lowering* of the market valuation of the firm from its earlier unjustified level.

We shall assume the proposed mitigation factor depends on some character of the firm (defined by model parameters) but *not* on the level Y_1 . If management observe Y_t with $y_1 < Y_t < \gamma_t$, then management rationally expect the market valuation at time $t = 1$ to be $Y_t = \mathbb{E}_t[Y_1|Y_t] > y_1$ and expects to escape litigation. We stress that here and below expectations at time t are calculated with respect to the *market's information* (filtration) as encapsulated in the *market probability measure*.

However, if the realized signal at time $t = 1$ is $Y_1 < y_1$, shareholders for their part embark on legal action against the firm for alleged *fiduciary*

⁵rho for the ‘recompense’ effect; and for the ‘reward’ of promptness effect, emerging below.

negligence (e.g. under the SEC regulation of Rule 10b-5, “for the withholding of material information”) on the *probability* that an earlier observation Y_t below y_1 created a breach of shareholders’ reasonable reliance on the proper functioning of the market (in representing rationally expected true value). Our appeal to the mitigating factor reflects the above mentioned probability assumption.

The net-value of the firm after reliance-damage claims is

$$Y_1 - \rho_1(y_1 - Y_1) = (1 + \rho_1)(Y_1 - \frac{\rho_1}{1 + \rho_1}y_1) \text{ if positive, when } Y_1 < y_1.$$

Evidently, in the event that $Y_1 < \bar{y}_1 := \frac{\rho_1}{1 + \rho_1}y_1$, the firm is bankrupt (in view of its limited liability) and the damages awarded against the firm can amount to only Y_1 . Thus any earlier observations Y_t below the threshold \bar{y}_1 correspond to *very bad news*, since management expect bankruptcy at the terminal time (as $Y_t = \mathbb{E}_t[Y_1|Y_t] < \bar{y}_1$) and should bear *personal liability* if $Y_1 < \bar{y}_1$ is the time $t = 1$ realization, on grounds that they had very likely seen an earlier signal below \bar{y}_1 .

It is possible to consider the effects of the firm purchasing *insurance*, but we do not pursue this here. This stance avoids the need for considering an associated scienter liability towards the insurer. Indeed, the insurance premium against damages is notionally a ‘mitigated’ put option: its risk-neutral value to the firm, if bought at time t when observing Y_t , is

$$\mathbb{E}_t[\rho_1(y_1 - Y_1)^+|Y_t] = \rho_1\mathbb{E}_0[(y_1 - Y_1)^+|Y_t].$$

The insurer, if one can be constructed, needs to replicate the claim; in computing the premium on the understanding that the undisclosed Y_t and γ_t agree, the insurer presumes the starting state (of say a correlated traded asset, if there is one) to be less adverse for the put contract. This understanding, if refuted by later reasoning, may eventually invalidate the insurance, or at best create a parallel personal claim for damages, the intricacies of which we avoid modelling.

Below, we use rational expectations in the style of Dye (1985) to explain the rationality of non-disclosure and to model the curve γ_t as derived from a Black-Scholes model of Y_t by combining the *fair-price* (risk-neutral) methodology from finance (cf. Bingham and Kiesel (1998)) with potential negotiated settlement payments, the latter payment being treated as an additional financial option. The original Dye (1985) model made no allowance for a

court environment to ensure disclosure of low values and so lacks a second cutoff (Schantal and Wagenhoffer introduce a lower cutoff). Our approach influences the evolution of the upper cutoff γ_t , as in general the possibility of litigation raises the (upper) cutoff as in Dye (2017). The amount by which it rises results from the emergence of the lower cutoff $\delta_t > 0$, which replaces the original ‘floor-level-0’ when litigations was absent. (Here litigation of itself does not necessarily result in less disclosure if the lower cutoff is lifted – for details see Appendix B; likewise the upper one.)

We turn to comment (briefly, for now) on the effect of the mitigating factor ρ_1 . Up to this point we have implicitly been assuming firms will choose a dynamic strategy of always remaining silent if it is not in their self-interest to disclose private signals. This is described as a *sparing* strategy - only making voluntary disclosures when it benefits the firm, in contrast to a *candid* strategy of always being truthful about observed signals.

The value of the mitigating factor can be set so as to *reduce* management’s payoff from pursuing what we have just termed *sparing* behaviour (in the sense of being economical with the truth), by diminishing the optimal duration θ of this behaviour (see Appendix B Prop. 2 for the proof that θ falls from the inclusion of a mitigating factor). The mitigating factor depends both on the promptness of disclosure, be it voluntary or mandatory, and on firm characteristics that we choose to model, these being principally three in number: the *frequency* (*intensity*) of private (non-public i.e. internal to the firm) information arrival and receipt by management, denoted λ ; the *variability* of the economic activity of the firm, denoted σ , and finally, in circumstances to be developed later, a candour-inducing (as opposed to the commonly experienced sparing) remuneration rate, which we term *pay-for-performance*, denoted κ (compensation for effort). The mitigating factor may naturally be linked to the likelihood of non-disclosed information which can be assessed (see Section 6) and graphed against the news-arrival rate in a sparing environment for any fixed value attached to the variability σ ; this is also compared against well-known probability formulas associated with the bench-mark Black-Scholes-Samuelson equity model (displayed in the Appendix A). The mitigating factor can be constructed from this link (see §4.2) so as to assess damages in proportion to the alleged level of fiduciary negligence, as measured by the fall in value which management likely has already observed via a non-disclosed signal that is followed by silence.

Creation of an upper cutoff and a lower ‘damage-limitation cutoff’ resolves the earlier mentioned *tension* between the shareholders who want the price

high, yielding the upper disclosure threshold, and those (the potential buyers of stock) who want to *avoid purchase of over-priced assets*, yielding the lower threshold, on the basis of potential negotiated damages. The actions of management are assumed to be motivated by their contracts of remuneration (agreed with shareholders, represented by the board) for the upkeep of values and so involve maintenance of high value including at the mandatory dates; managers are motivated to protect the firm terminal time $t = 1$ value against damages, also by remuneration that might result from early/voluntary disclosure.

We now present our stochastic modelling framework. All values referred to below are taken to be *discounted* to the starting date $t = 0$, the initial mandatory disclosure time date and the reporting period ends with a mandatory terminal disclosure date at $t = 1$. The firm's economic activity is evaluated by management throughout the period but only at the arrival times of a Poisson process which has intensity λ . The firm's equity valuation signal is a martingale modelled as a geometric Brownian process $Y_t = Y_0$, so that its log-value is described by

$$\log Y_t = \log Y_0 - \frac{1}{2}\sigma^2 t + \sigma W_t,$$

where W_t is standard Brownian motion. Here the volatility factor σ aggregates volatility in the economic production process and in the precision of its evaluation. At any arrival time τ of the Poisson process, management have the option to disclose or not the value Y_τ (assumed thereafter inaccessible when not disclosed). Management select an *upper disclosure threshold* γ_t above which to disclose an observation of Y_t whenever t is a Poisson arrival time. The market is uncertain at time t whether an observation has occurred or has not been disclosed. The threshold γ_t is selected so that management are indifferent between disclosure or non-disclosure of Y_t , when Y_t is seen by management to take the value γ_t .

In determining the function γ_t , we follow the general approach of Dye (1985), although for Dye there is only one interim date t_{interim} between the two mandatory dates $t = 0$ and $t = 1$, and Dye's interim discount γ_{interim} is found by solving an implicit relation which takes a weighted average (determined by market probabilities) of the market value in the absence of a signal, namely its prior valuation, and the possible disclosures above γ_{interim} at the interim date. Our framework similarly solves for each t an implicit relation for γ_t by taking a (market) weighted average of the last valuation under silence and

the possible disclosures at a nearby date s (s playing the role of ‘interim’ date here between time t and time 1), and then passing to the limit as the nearby date s approaches t . One detail is different: we take into account both the possible disclosures above γ_s and the likelihood that shareholders are recompensed by a negotiated settlement for non-disclosures below γ_s (on the grounds that management were likely to know at time s that the expected mandatory disclosure Y_1 had fallen below y_1). This is conceptually similar to the approach of Dye (2017), except that there is no ‘fact-finding’ of whether a signal has been observed. Recall that the negotiation of damages is ‘in the shadow of the law’ (i.e. that any lack of a settlement leads to litigation).

Before deriving in Section 5 the equation for γ_s , we need to understand the effects of a court recompense.

4 Negotiated Settlements and the lower cutoff

In this section we consider the period between the last disclosure of value and the date of the next mandatory disclosure as represented by the unit interval $[0, 1]$. It is convenient to rescale the last disclosed valuation of the initial time $t = 0$ to unity (as the signal Y_t is a geometric brownian martingale) and to consider *abstractly* the management’s upper disclosure threshold γ_t . Suppose that the period of silence extends all the way to time $t = 1$. We consider the effects of litigation when the mandatory announcement Y_1 falls below a threshold level y_1 in either mode of reporting (candid or sparing) so that the court considers awarding damages in the event that

$$Y_1 < y_1.$$

There may evidently have been several observations of the state Y_t with *all of them* non-disclosed in the ‘sparing interval’ (the period when disclosure is made at a Poisson arrival time t only if Y_t is above γ_t), so only Y_1 is known to the market. Shareholders may thus exercise their right under the SEC Regulation embodied in Rule 10b-5 on the recognized basis of reliance on the market (see Cornell and Morgan (1990)) to sue the firm for damages on the basis of the evidence that $Y_1 < y_1$. We suppose that a negotiated settlement (in the shadow of the law) would result in privately agreed damages

$$\rho(y_1 - Y_1),$$

on grounds of highly probable ‘scienter liability’, where ρ is independent of Y_1 and depends on the probability of knowingly not disclosing any detrimental observation in the period $[0, 1]$. We allow possible dependence on other factors, such as timing and firm characteristics connected to management’s ability to gather intelligence. These will come to light later when we model the managerial operations.

We will see that management will prefer to avoid dispute settlements by voluntarily disclosing any earlier observation $Y_t < y_1$. In light of this we will also study the effects of promptness of disclosure, in which ρ may depend on how early the disclosure is made, and lastly we will compute the probability of observations being not disclosed, given the structure of the firm in regard to pay-for-performance and intelligence gathering.

We begin by noting that (working under the market measure)

$$\mathbb{E}_t[(Y_1 - y_1)^+ | Y_t = y] + y_1 > y.$$

For a proof when $y < y_1$, see the Appendix A.

4.1 Low observed signals

If $Y_1 < y_1$ (at time $t = 1$) the firm suffers damages of $\rho(y_1 - Y_1)^+$ with the *mitigating factor*⁶ $0 < \rho = \rho_t \leq 1$ independent of Y_t , but dependent on how long the sparing behaviour has been followed. So the firm value at time $t = 1$ becomes

$$Y_1 - \rho(y_1 - Y_1)^+ = \begin{cases} (1 + \rho) \left[Y_1 - \frac{\rho}{1+\rho} y_1 \right], & \text{if } Y_1 \leq y_1, \\ Y_1, & \text{if } Y_1 > y_1. \end{cases} \quad (*)$$

Here, at first, we will allow the firm to go into debt at $t = 1$; otherwise, bankruptcy occurs if

$$Y_1 < \bar{y}_1 := \frac{\rho}{1+\rho} y_1 < y_1.$$

So, if at time t the observation Y_t is received, the valuation net of damages at time $t = 1$ is

$$\mathbb{E}_t[Y_1 - \rho(y_1 - Y_1)^+ | Y_t] = Y_t - \rho \mathbb{E}_t[(y_1 - Y_1)^+ | Y_t].$$

Put-call parity asserts that

$$\mathbb{E}_t[(y_1 - Y_1)^+ | Y_t] + Y_t = y_1 + \mathbb{E}_t[(Y_1 - y_1)^+ | Y_t].$$

⁶Similar to the ‘damages-factor’ in Dye (2017).

So, rearranging,

$$\mathbb{E}_t[(y_1 - Y_1)^+ | Y_t] = y_1 - Y_t + \mathbb{E}_t[(Y_1 - y_1)^+ | Y_t].$$

Thus the net-of-damages expected terminal valuation when Y_t is observed is

$$Y_t - \rho \mathbb{E}_t[(y_1 - Y_1)^+ | Y_t] = (1 + \rho)Y_t - \rho y_1 - \rho \mathbb{E}_t[(Y_1 - y_1)^+ | Y_t].$$

If an indifference existed between disclosure and non-disclosure at $Y_t = y$ this would require

$$\begin{aligned} y &= (1 + \rho)y_t - \rho y_1 - \rho \mathbb{E}_t[(Y_1 - y_1)^+ | Y_t = y], \text{ i.e.} \\ y &= y_1 + \mathbb{E}_t[(Y_1 - y_1)^+ | Y_t = y]. \end{aligned}$$

However, this equality never holds, because

$$y < y_1 + \mathbb{E}_t[(Y_1 - y_1)^+ | Y_t = y].$$

This last yields, on multiplying by ρ and adding y ,

$$(1 + \rho)y < y + \rho y_1 + \rho \mathbb{E}_t[(Y_1 - y_1)^+ | Y_t = y],$$

i.e.

$$(1 + \rho)y - \rho\{y_1 + \mathbb{E}_t[(Y_1 - y_1)^+ | Y_t = y]\} < y.$$

So disclosure for $Y_t = y < y_1$ must occur, since otherwise the future holds an inferior valuation of the time t circumstances:

$$\text{private net-of-damages valuation} = (1 + \rho)Y_t - \rho(y_1 + \mathbb{E}_t[(Y_1 - y_1)^+ | Y_t]) < Y_t.$$

This implies that the lower boundary for non-disclosure remains at or above y_1 , so that

$$\delta_t \equiv y_1.$$

Of course, if

$$Y_t < \bar{y}_1 = y_1 \rho / (1 + \rho),$$

then

$$Y_t = \mathbb{E}_t[Y_1] < \bar{y}_1,$$

so that *post-damages bankruptcy* occurs and the value of the firm will be zero. In this case management is indifferent to disclosure, except that personal liabilities might enforce disclosure. To sum up, we have just shown that the

effects of an expected negotiated settlement from the mandatory disclosure at time $t = 1$ has the retrospective effect below:

Main Proposition (Retrospective effect of equilibrium negotiated settlement; cf. Schantal and Wagenenhofer (2022)). *Subject to the assumption that the court threshold for awarding damages is $y_1 \leq \gamma_1$ and that appropriate personal liability is borne by management, the firm will disclose observed signals $Y_t < y_1$. The damages are maximised by taking $y_1 = \gamma_1$, so that the corresponding lower cutoff is $\delta_t \equiv \gamma_1$.*

This is in contrast to the prospective effects in the so-called US Reform Law of 1995: see Dybvig et al. (2000).

4.2 Rewarding Promptness

After a time lapse t prior to the end of a sparing interval, when

$$Y_t = y < y_1$$

is disclosed, consider the format of damages negotiated under a 10b-5 claim citing disclosure as at time t relative to the (known) cutoff γ_t of that time. (Recall that this embodies the *reliance claim* at law made by the shareholders on the market valuation). The firm value at time t , net of damages for $y < \gamma_t$, becomes:

$$y - \rho_t(\gamma_t - y) = (1 + \rho_t)y - \rho_t\gamma_t, \quad (**)$$

again with ρ_t dependent on t , but not on y . Such an outcome would motivate management to disclose $Y_s < \gamma_s$ also for $s < t$, if this were observed; indeed, a comparison of the expression in (**) with the expression

$$(1 + \rho_t)Y_1 - \rho_t y_1$$

occurring in the first line of (*) (in §4.1) proves this claim, by the same retrospective argument as in the preceding Main Proposition. However, notice that the negative term, a loss, satisfies

$$\rho_t \gamma_t = \rho_1 y_1 \text{ iff } \rho_t = \rho_1 y_1 \gamma_t^{-1}.$$

Were the expression in (**) to be the negotiated settlement recompense rule (allowing the penalty factor ρ_t to be increasing in this particular way with

time t , so that $\rho'_t > 0$), settlement would be stabilized with recompense always relative to y_1 , and would precipitate early voluntary disclosure by the same Main Proposition above.

Thus, for instance, taking $\rho_1 = y_1 = \gamma_1$ would yield the formula

$$\rho_t = \gamma_1^2 \gamma_t^{-1} \text{ for } 0 < t \leq 1.$$

Here

$$\gamma_1^2 \gamma_t^{-1} < 1, \text{ since } \gamma_1^2 < \gamma_1 \leq \gamma_t,$$

and

$$(1 + \rho_t)y - \rho_t \gamma_t = (1 + \gamma_1^2 \gamma_t^{-1})y - \gamma_1^2.$$

5 Derivation of the upper cutoff

As promised at the end of Section 3, we now derive the determining equation for γ_t . Below, though we work in a continuous framework, we follow the Dye (1985) paradigm of three dates (in his case the mandatory initial-, the voluntary interim- and the mandatory terminal-disclosure dates) from which to derive a discount at the interim date. Relocating these three dates to $t < s < 1$, the interim discount γ_s , which is also the threshold for announcements in equilibrium at time s , is the value $\gamma = \gamma_s$ which symbolically satisfies

$$\gamma = \mathbb{E}^{\mathbb{Q}}(Y_s | ND_s(\gamma), \mathcal{F}_t), \quad (\text{indif})$$

with \mathbb{Q} = the market's probability measure for all relevant events,

\mathcal{F}_t = market information at time t ;

$ND_s(\gamma)$ = the event at time s that no disclosure occurs when the signal is below γ ;

RHS = the market's expectation of value, conditional on no-disclosure $ND_s(\gamma_s)$, including expected negotiated settlement.

If the probability of a signal being observed by management at time s is $q_s = q$, assumed exogenous and independent of the state of the firm, then for $p := 1 - q$

$$\gamma_s = \frac{p\gamma_t + q \int_0^{\gamma_s} x d\mathbb{Q}_t(x) + q\rho \int_0^{\gamma_s} (\gamma_s - x) d\mathbb{Q}_t(x)}{p + q\mathbb{Q}_t(\gamma_s)}, \quad (\text{cond})$$

as $\gamma_t = \mathbb{E}_t[Y_1]$, where the t -subscript indicates conditioning on \mathcal{F}_t . The third term in the numerator involves a multiplicative (mitigating) factor ρ and

recognizes the negotiated agreement to damages on the grounds that some signal $x < \gamma_s$ is likely to have been observed at the time s or earlier and disclosed; the form of the damages term is a corollary of the Proposition and its inclusion reflects the equilibrium assumption of *rational expectations*. The factor ρ is independent of the signal of time s (i.e. assuming Y_s is observed) and may take into account characteristics of the firm as well as the time s (i.e. promptness of a disclosure).

Rearrangement gives

$$\begin{aligned} p\gamma_s + q\gamma_s \int_0^{\gamma_s} d\mathbb{Q}_t(x) &= p\gamma_t + q \int_0^{\gamma_s} x d\mathbb{Q}_t(x) + q\rho \int_0^{\gamma_s} (\gamma_s - x) d\mathbb{Q}_t(x) \\ p(\gamma_t - \gamma_s) &= q(1 - \rho) \int_0^{\gamma_s} (\gamma_s - x) d\mathbb{Q}_t(x), \text{ where} \\ \mathbb{Q}_t((\gamma_s - X_s)^+) &= \text{protective put} \end{aligned}$$

Here we may routinely evaluate this put, using the Black-Scholes formula: see Gietzmann and Ostaszewski (2016).

With the Poisson process in place, for $t < s$ take $q = q_{ts} = \lambda(s - t) + o(s - t)$, employing the Landau little-o notation. Passage to the limit as $s \searrow t$ yields:

$$\begin{aligned} (1 - q_{ts})(\gamma_t - \gamma_s) + o(s - t) &= q_{ts}(1 - \rho) \int_{z_s \leq \gamma_s} (z_s - \gamma_s) d\mathbb{Q}_t(z_s) \\ &= -\lambda(s - t)(1 - \rho) \int_{z_s \leq \gamma_s} \mathbb{Q}_t(z_s) dz_s. \text{ (By parts.)} \end{aligned}$$

Dividing by $\lambda(s - t)$:

$$(1 - q_{ts}) \frac{\gamma_s - \gamma_t}{(s - t)} = -\lambda(1 - \rho) \int_{z_s \leq \gamma_s} \mathbb{Q}_t(z_s) dz_s,$$

ignoring errors of order $o(s - t)/(s - t)$. With economic activity and noisy observation taken in the standard Black-Scholes setting, this yields

$$\gamma'_t = -\lambda\gamma_t(1 - \rho)h(t) \quad (\text{cont-eq})$$

with

$$h(t) = 2\Phi(\sigma/2\sqrt{1 - t}) - 1.$$

We term σ the (*aggregate*) *volatility* (aggregating productive and observation vols.). For a proof (absent any damages) see Gietzmann and Ostaszewski (2016) and (2023). For an interpretation of h see the end of Section 2.

6 Probability of non-disclosure of observations

The context in this section is taken from the recent Gietzmann and Ostaszewski (2023), which we briefly recall. The modelling framework of activity and observation, determined by a Poisson process of intensity λ , is as in the last section. However, at any time t , if they have observed a signal Y_t , management may act *sparingly* and disclose Y_t with probability π_t on condition that Y_t is above a dynamic threshold γ_t ; alternatively, they may act *candidly* with probability $1 - \pi_t$ and disclose Y_t (without precondition). In equilibrium the valuation of the firm γ_t satisfies an ODE similar to (cont-eq) of the previous section, namely

$$\gamma'_t = -\lambda\pi_t\gamma_th(t) \text{ s.t. } \gamma_0 = 1,$$

with $h(t)$ as in the previous section. That is, the factor π_t here corresponds to the factor ρ_t in the previous section. On intervals where $\pi_t = 0$, the valuation therefore does not fall: it remains constant, providing an improvement relative to the falling valuation of the sparing mode. One can also conveniently write

$$\lambda_t := \lambda\pi_t$$

and interpret λ_t as a variable intensity. Management thus exerts some control via π_t over the valuation trajectory γ_t and receive a pay-for-performance reward (which they maximize) in the form

$$\max_{\pi} \mathbb{E} \int_0^1 (1 - \pi_t) \beta_t [\gamma_t^1 - \kappa_t \gamma_t] dt. \quad (\text{obj-2})$$

This compares the actual trajectory γ_t against the solution γ_t^1 of the same ODE arising when $\pi \equiv 1$ (sparing action throughout). The comparison aims to deter over-zealous candour under which there is a likelihood of more frequent downward shocks and more likely reduction of firm value. Applying control-theory methods (via the Pontryagin Maximum Principle) one deduces that, for constant pay-for-performance parameters $0 < \kappa < 1$ and $\beta > 0$, the optimal behaviour has π piecewise constant: candid on an interval with $\pi_t = 0$ or sparing on an interval with $\pi_t = 1$, with at most one switch in the value of π_t occurring. We thus speak of candid-first and sparing-first equilibria according as $\pi_0 = 0$ or $\pi_0 = 1$.

Turning to the dispute settlement context, we may again put

$$\lambda_t := \lambda\rho_t,$$

to interpret λ_t as a variable intensity (which absorbs ρ_t). This is especially convenient when ρ_t is constant, but generally advances the value of λ_t with time. Since we will be interested only in the range of λ , this interpretation permits a simplification to the formalism below. We now study the probability of non-disclosed observations taking

$$y_1 = \gamma_1 = \lim_{t \rightarrow 1} \gamma_t,$$

with γ_t the upper disclosure threshold. The context will most conveniently first be that of a sparing-first behaviour where after an optimal switching time θ , management switch to being candid thereafter; if no switching is involved, one may take $\theta = 0$ to create a context of sparing-only behaviour. Next, we consider a switch at an optimal time θ from candid-first behaviour to sparing behaviour.

In the sparing-first mode

$$\gamma_t \equiv \gamma_\theta = e^{-\lambda g(\theta)}, \text{ for } \theta < t < 1,$$

since for $0 < t < \theta$

$$\gamma_t = e^{-\lambda g(t)} \text{ as } \gamma_0 = 1.$$

By contrast, in the candid-first mode

$$\gamma_1 = e^{-\lambda[g(1)-g(\theta)]};$$

indeed since $\gamma_t = 1$ for $0 \leq t \leq \theta$, thereafter

$$\gamma_t = e^{-\lambda[g(t)-g(\theta)]}, \text{ i.e. for } \theta < t < 1.$$

This clearly satisfies $\gamma'_t = -\lambda h(t)\gamma_t$. Taking $T = 1 - \theta$ or $T = \theta$ as the length of the sparing interval, according to context, the probability of a Poisson arrival time occurring in the interval is

$$1 - e^{-\lambda T}.$$

6.1 Sparing-first

Under a sparing-first strategy, the optimal switching point θ solves the equation

$$(1 - \theta)h(\theta) = (\kappa^{-1} - 1)/\lambda.$$

(See Gietzmann and Ostaszewski (2023).) So, as $(1 - t)h(t)$ is decreasing in t ,

$$\lambda = \frac{(\kappa^{-1} - 1)}{(1 - \theta)h(\theta)} \geq \frac{\kappa^{-1} - 1}{h(0)}, \text{ i.e. } \lambda \geq \frac{\kappa^{-1} - 1}{h(0)}.$$

Here $\theta = 0$ for $\lambda = (\kappa^{-1} - 1)/h(0)$, so that low values of λ correspond to low θ and so candour almost throughout. Large values of λ increase the sparing duration θ , leading to a lowering of the terminal threshold γ_1 which tends to 0 as $\lambda \rightarrow \infty$.

Recall that we model Y_t as a martingale, so as $Y_0 = 1$, $\log Y_t$ for $\theta < t < 1$ is represented by

$$\log Y_t = -\frac{1}{2}\sigma^2 t + \sigma W_t,$$

with W_t a standard Brownian motion. If no observations in $(0, 1)$ are reported, then any withheld observations occurred in $(0, \theta]$. Recalling that $\gamma_\theta = e^{-\lambda g(\theta)}$, the probability that $Y_t < \gamma_\theta$ for some Poisson arrival time t in $[0, \theta]$ is given by the probability that for some Poisson arrival time t with $0 < t \leq \theta$

$$\begin{aligned} -\frac{1}{2}\sigma t + W_t &< -\lambda g(\theta)/\sigma, \text{ (on dividing by } \sigma), \\ \text{i.e. } \min_{\tau \in [0, \theta]} \left(-\frac{1}{2}\sigma \tau + W_\tau \right) &< -\lambda g(\theta)/\sigma, \end{aligned}$$

where again τ is allowed only to be a Poisson arrival time. The probability of this event, corresponding to a signal observation below γ_1 , must then be multiplied by the probability of a Poisson arrival time occurring, which is $1 - e^{-\lambda\theta}$.

As there is no simple closed formula for this overall probability of the event that management withhold privately observed signals, we have included in the Appendix C a simple Mathematica code which enables us to include here by way of illustration how that probability depends on the intensity λ for fixed σ and κ . Below we have taken $\sigma = 3$ and $\kappa = 0.7$. The graph is obtained by using a Bezier spline through a list of calculated points.

Fig 2a corresponds to a sequence of values of λ in the range $[1, 10]$

Here we have computed with 100 points each at distance apart of $1/8$ to obtain minimal ‘bending’. Note that the probability of non-disclosure of a signal observed below γ_1 tends to 0 as $\lambda \rightarrow \infty$, since γ_1 tends to 0 as $\lambda \rightarrow \infty$.

For comparison purposes consider the probability that

$$\min_{t \in [0, \theta]} \left(-\frac{1}{2}\sigma t + W_t \right) < -\lambda g(\theta)/\sigma,$$

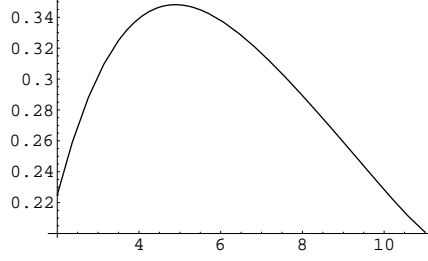


Figure 2a: Below γ_1 withholding probability for Poisson sampled sparing-first case with $\sigma = 3, \kappa = 0.7$.

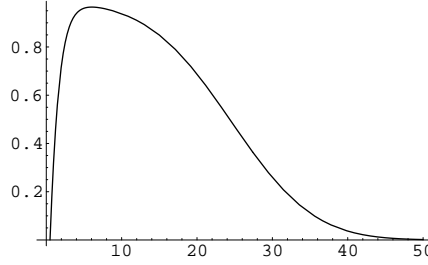


Figure 2b: Same withholding probability for continuously monitored sparing-first case with $\sigma = 3, \kappa = 0.7$.

where the times t are unrestricted. In this case a closed formula is well-known (see Appendix A). In the formula we take $a = -\lambda g(\theta)/\sigma < 0$ and $\mu = -\frac{1}{2}\sigma$. Now the required probability is

$$\Phi\left(\frac{-\lambda g(\theta) + \frac{1}{2}\sigma^2\theta}{\sigma\sqrt{\theta}}\right) + e^{\lambda g(\theta)} \Phi\left(\frac{-\lambda g(\theta) - \frac{1}{2}\sigma^2\theta}{\sigma\sqrt{\theta}}\right) \text{ with } (1-\theta)h(\theta) = (\kappa^{-1}-1)/\lambda.$$

Multiplying this by $1 - e^{-\lambda\theta}$ yields the probability of an observation below γ_θ . This is graphed below for a fixed κ against $\lambda \geq (\kappa^{-1} - 1)/h(0)$.

In this case increasing κ increases the maximal probability of withheld observation ($\kappa = 1 - \alpha/\beta$, so increasing β for α fixed, i.e. stronger penalizing over-zealous candour yields higher probability of withheld observations); increasing σ likewise increases this maximal probability.

Small λ yields lengthier candour. Large values of λ yield a lowering of the terminal threshold, explaining the low probability of withheld observations.

6.2 Candid-first

A *candid-first strategy* has optimal switching time $\theta \leq 1$ given by

$$g(\theta) = (\log \kappa^{-1})/\lambda, \text{ where } g(t) = \int_0^t h(u)du.$$

Recall that g is convex increasing function, so θ is defined for $\lambda \geq -\log \kappa/g(1)$; hence $\theta = 1$ for $\lambda = -\log \kappa/g(1)$. So low values of λ correspond to candour almost throughout. Large value of λ reduce θ towards 0, thus reducing the duration of candour and lead to almost sparing behaviour throughout and also a lower terminal cutoff γ_1 , tending to 0 as $\lambda \rightarrow \infty$.

Recalling again that we model Y_t as a martingale with $Y_0 = 1$, so that $\log Y_t$ for $\theta < t < 1$ is represented by

$$\log Y_t = -\frac{1}{2}\sigma^2 t + \sigma W_t$$

for W_t a standard Brownian motion. In a period of silence $[0, 1)$ in which candid behaviour till time θ has brought no disclosure, to compute the probability that $Y_t < \gamma_1$ for some Poisson arrival time t in $[\theta, 1]$ we change origin and use time $s = t - \theta > 0$. Recall also that $\gamma_1 = e^{-\lambda(g(1)-g(\theta))}$. Thus the required probability is that for some Poisson arrival time s with $0 \leq s \leq 1 - \theta$

$$\begin{aligned} -\frac{1}{2}\sigma s + W_s &< -\lambda[g(1) - g(\theta)]/\sigma, \text{ i.e.} \\ \min_{\tau \in [0, 1-\theta]} \left(-\frac{1}{2}\sigma\tau + W_\tau \right) &< -\lambda[g(1) - g(\theta)]/\sigma, \end{aligned}$$

where τ is only allowed to be a Poisson arrival time. The probability of this event must then be multiplied by the probability of a Poisson arrival time occurring, which is $1 - e^{-\lambda(1-\theta)}$.

Again there is no simple closed formula for the overall probability of management withholding privately observed signals. By way of illustration of how that probability depends on the intensity λ for fixed σ and κ we show a graph again obtained by using a Bezier spline through a list of calculated points.

Thus Fig 3a corresponds to a sequence of values of λ in the range $[1, 11]$. Here we have computed with 10 points each at distance apart of 1. Note that again the probability of non-disclosure of a signal observed below γ_1 tends to 0 as $\lambda \rightarrow \infty$, since γ_1 tends to 0 as $\lambda \rightarrow \infty$.

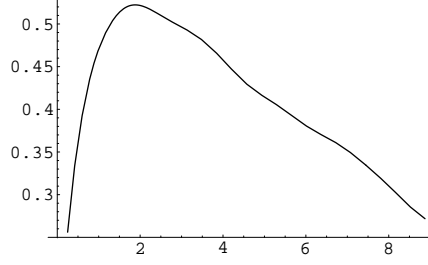


Figure 3a: Below γ_1 withholding probability for Poisson sampled candid-first case with: $\sigma = 3, \kappa = 0.7$.

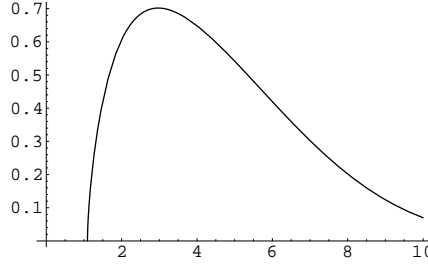


Figure 3b: Same withholding probability for continuously monitored candid-first case with $\sigma = 3, \kappa = 0.7$.

Again for comparison purposes consider the probability that

$$\min_{s \in [0, 1-\theta]} \left(-\frac{1}{2}\sigma s + W_s \right) < -\lambda[g(1) - g(\theta)]/\sigma,$$

where now the times s are unrestricted. In this case a closed formula is again available (again, see Appendix). In the formula we take $\mu = -\sigma/2$ and $a = -\lambda[g(1) - g(\theta)]/\sigma < 0$, since $g(1) > g(\theta)$. The required probability is:

$$\Phi \left(\frac{-\lambda[g(1) - g(\theta)] + \frac{1}{2}\sigma^2(1-\theta)}{\sigma\sqrt{(1-\theta)}} \right) + e^{\lambda[g(1)-g(\theta)]} \Phi \left(\frac{-\lambda[g(1) - g(\theta)] - \frac{1}{2}\sigma^2(1-\theta)}{\sigma\sqrt{(1-\theta)}} \right).$$

Multiplying this by $1 - e^{-\lambda(1-\theta)}$ yields the probability of an observation below γ_1 . This is graphed below for a fixed κ against $\lambda \geq \log(\kappa^{-1})$.

Note that increasing κ increases the maximal probability of withheld observation; increasing σ likewise increases this maximum. Here large λ yields

a smaller terminal threshold γ_1 , whereas small λ corresponds to lengthier candour.

In closing notice that management can control cutoffs and corresponding damages-risk by setting λ either low enough (initially offering more candour) or high enough (to lower the damages cutoff γ_1 from the upper cutoff curve).

7 Concluding remarks: implications

Earlier research on the effect of litigation on firms' rational disclosure choices are built on a model in which damages depend on the fall in share price between a time τ when a signal might be privately observed but not disclosed, and the time at which it becomes publicly observable at $t = 1$. However, for the period $t = \tau$ to 1, it is possible that non-disclosure may have arisen all the while not because management hid a private signal, but instead because they had not received any signal. Thus uninformed management are penalized excessively in traditional models and, moreover, delayed omniscience (over the arrival of private signals) is assumed. We adopt a different approach, starting with the assumption that eschews unrealistic omniscience and instead is based on rational probabilistic inferences. In our model if there is a period of silence for a firm, the equilibrium price will rationally fall. Thereafter, if at $t = 1$ the price falls further than rationally expected, then it is only the residual fall that should be used to assess damages. An advantage of this approach is that the model could in principle be extended to consider institutional features such as expert witness testimony and public enquiries which help revise beliefs. Under earlier models the "truth will out" eventually and arbitrary transaction and or reputation costs drive results. In our model setting, uncertainty drives results and in particular the uncertainty caused by non-disclosure. Thus we are able to model the joint determination of litigation levels and disclosure choice levels, rather than build a model based on invalid causal assumptions or delayed full disclosure. Given our closed form specification, we are able to simulate the types of scenarios that can happen with firms starting off being sparing with the disclosure of information (private signals), then switching to becoming totally candid.

We have shown how a firm will in equilibrium voluntarily decide, according to a dynamic continuous 'upper' cutoff-curve γ_t , to disclose sparingly, i.e. to disclose only observations $Y_t \geq \gamma_t$ (so for signals high enough). When

sentier liability risk arises, disclosure policy is further determined by a lower cutoff-curve δ_t , so that any observation Y_t that falls below δ_t is disclosed. The sentier liability is computed when the mandatory terminal disclosure Y_1 falls below γ_1 and is assessed *in proportion* to $\gamma_1 - Y_1$. To understand the consequences of the mitigating *proportionality* factor ρ_t , we consider here the simplest context of ρ constant over time (but still dependent on the firm's parameters κ, λ, σ). The general effect is studied in Appendix B. There, taking the court threshold for damages to be $y_1 = \gamma_1$, we have shown that if θ measures the duration of sparing behaviour, then

$$\gamma_1 = e^{-\lambda(1-\rho)g(\theta)},$$

for λ the intensity of signal observation and g a certain increasing convex function dependent only on the combined production and observation variability σ of the firm. The effect of the constant ρ is best seen by considering two constant levels of mitigation: $\rho_L < \rho_H$ (low and high) in the sparing-first policy. Correspondingly, with θ_L and θ_H their respective durations, we have

$$\gamma_1^L = e^{-\lambda(1-\rho_L)g(\theta_L)} < e^{-\lambda(1-\rho_H)g(\theta_H)} = \gamma_1^H.$$

(See Prop. 2 in Appendix B, where also the same result that $\gamma_1^L < \gamma_1^H$ is established in the candid-first situation.) Here higher mitigation factors lead to more disclosure of adverse signals arising from the additional interval (γ_1^L, γ_1^H) ; this accompanies a higher level of good news signals for times $t < \theta$ (i.e. during the sparing mode) than would have occurred without litigation effects. Indeed, absent any litigation process, the upper damages cutoff is given by $\gamma_1 = e^{-\lambda g(\theta)}$ which is thus lower than $e^{-\lambda(1-\rho)g(\theta)}$. Thus our model controls management incentives to disclose, without needing to appeal to delayed omniscience by the courts.

Turning to aspects of endogeneity, the equilibrium analysis indicates that it is not enough to track the ‘disclosure policy versus damages’ relationship when the two are jointly determined by equilibrium considerations and are dependent on parameters such as our κ, λ, σ . Such tracking would ignore the fact that management policy may seek to reduce damages-risk by adjusting internal mechanisms such as selection of observation intensity λ . It suffices to notice the effects of moving λ either to the left or the right of the apex locations of Figures 1a and 2a.

This observation inspires an approach to assessing damages with a mitigation factor that reflects the firm's information gathering potential λ . Our

model thus does not need an oversight authority operating a costly public signal of negligence to disclose material signals, as does Marinovic and Varas (2016). No fact-finders are needed; no costs are borne by an oversight authority monitoring and initiating consequent litigation/ criminal proceedings. Costs of litigation are instead borne by the malfisant agents: firms through damages, and management through *personal liability*, i.e. in a socially desirable framework.

Acknowledgements.

It is a pleasure to acknowledge conversations concerning Poisson sampling and simulation of Brownian motion with Nick Bingham, Chris Burdzy, Angelos Dassios and Amol Sasane and especial thanks to Angelos and Amol for their help with effecting these in a very simple Mathematica environment.

8 References

- Alexander, J.C., Do the merit matter? A study of settlements in security class actions. *Stanford Law Review* **43** (1991), 479–598.
- Allen, R. J. and Stein, A.: Evidence, probability, and burden of proof. *Arizona Law Review* **55** (2013), 557– 603.
- Bingham, N.H., and Kiesel, R.: *Risk-neutral valuation*. Springer (1998)
- Choi, Albert H., and Spier, Kathryn E.: Liability for Non-Disclosure in Equity Financing. Available at SSRN 4056233 (2022).
- Caskey, J.: The pricing effects of securities class action lawsuits and litigation insurance. *Journal of Law, Economics, & Organization* **30**, no. 3 (2014), 493-532.
- Dybvig, P., Gong, N., and Schwartz, R.: Bias of Damage Awards and Free Options in Securities Litigation. *Journal of Financial Intermediation* **9** (2000), 149–68.
- Dye, R. A.: Optimal disclosure decisions when there are penalties for nondisclosure. *RAND Journal of Economics* **48**, no. 3 (2017), 704-732.
- Ferrell, A., and Saha, A.. Forward-Casting 10b-5 Damages: A Comparison to Other Methods. *J. Corp. L.* **37** (2011), 365-386.
- Karatzas, I. and Shreve, S.: Brownian motion and stochastic calculus, Springer 2014.
- Field, L., Lowry, M. and Shu, S.: Does disclosure deter or trigger litigation? *Journal of Accounting and Economics* **39**, no. 3 (2005), 487-507.

Francis, J., Philbrick, D. and Schipper, K.: Shareholder litigation and corporate disclosures. *Journal of Accounting Research* **32** (1994), 137-164.

Gietzmann, M. B. and Ostaszewski, A. J.: The Kind of Silence: Managing a Reputation for Voluntary Disclosure in Financial Markets. *Annals of Finance*, **19** (2023), 419-447.

Ma, Yuanyuan.: Shareholder litigation and the information content of management voluntary disclosure. *Accounting Review* **95**, no. 5 (2020), 279-298.

Marinovic, I., and Varas, F.: No news is good news: Voluntary disclosure in the face of litigation. *RAND Journal of Economics* **47**, no. 4 (2016), 822-856.

Schantl, S., and Wagenhofer, A.: Economic Effects of Litigation Risk on Corporate Disclosure and Innovation. Available at SSRN 4193663 (2022).

Shaviro, D.: Statistical-Probability Evidence and the Appearance of Justice. *Harvard Law Review* **103** (1989), 530-554.

Skinner, D. J. : Why firms voluntarily disclose bad news. *Journal of Accounting Research* **32** (1994), 38-60.

9 Appendix A

9.1 Observations on the call formula

We begin by recalling the call formula (Bingham and Kiesel (1998)):

$$\begin{aligned} \mathbb{E}_t[(Y_1 - \gamma_1)^+ | Y_t = y] &= y\Phi\left(\frac{\log(y/\gamma_1) + \frac{1}{2}\sigma^2(1-t)}{\sigma\sqrt{(1-t)}}\right) \\ &\quad - \gamma_1\Phi\left(\frac{\log(y/\gamma_1) - \frac{1}{2}\sigma^2(1-t)}{\sigma\sqrt{(1-t)}}\right) \\ &\rightarrow y - \gamma_1 \text{ as } y \rightarrow \infty \text{ from above.} \end{aligned}$$

We need only consider $y < \gamma_1$ here; then, indeed,

$$\left[1 - \Phi\left(\frac{\log(y/\gamma_1) + \frac{1}{2}\sigma^2(1-t)}{\sigma\sqrt{(1-t)}}\right)\right] < \left[1 - \Phi\left(\frac{\log(y/\gamma_1) - \frac{1}{2}\sigma^2(1-t)}{\sigma\sqrt{(1-t)}}\right)\right].$$

So in particular, for $0 < y < \gamma_1$,

$$y \left[1 - \Phi \left(\frac{\log(y/\gamma_1) + \frac{1}{2}\sigma^2(1-t)}{\sigma\sqrt{(1-t)}} \right) \right] < \gamma_1 \left[1 - \Phi \left(\frac{\log(y/\gamma_1) - \frac{1}{2}\sigma^2(1-t)}{\sigma\sqrt{(1-t)}} \right) \right].$$

This rearranges to give:

$$y - \gamma_1 < y\Phi \left(\frac{\log(y/\gamma_1) + \frac{1}{2}\sigma^2(1-t)}{\sigma\sqrt{(1-t)}} \right) - \gamma_1\Phi \left(\frac{\log(y/\gamma_1) - \frac{1}{2}\sigma^2(1-t)}{\sigma\sqrt{(1-t)}} \right).$$

And the inequality continues to hold also for all $y > \gamma_1$, though we do not need this.

9.2 Distribution of a drifted Brownian minimum

The probability of a drifted-Brownian minimum started at 0 falling below $a \leq 0$ is

$$\Pr \left[\min_{[0,T]} (\mu t + W_t) \leq a \right] = \Phi \left(\frac{a - \mu T}{\sqrt{T}} \right) + e^{2\mu a} \Phi \left(\frac{a + \mu T}{\sqrt{T}} \right).$$

For the max we have for $a \geq 0$:

$$\Pr \left[\max_{[0,T]} (\mu t + W_t) \leq a \right] = \Phi \left(\frac{a - \mu T}{\sqrt{T}} \right) - e^{2\mu a} \Phi \left(\frac{-a - \mu T}{\sqrt{T}} \right).$$

See Karatzas and Shreve (2014), Section 2.8.

9.3 Mills ratio computation

We are concerned with Firms characterized by events B and C and their probabilities in the model, where we recall that:

- (B) Firms between the two cutoffs that do not make a voluntary disclosure but could face a damages-dispute (litigation) if by chance the stock price subsequently falls below γ_1 , the limiting upper cutoff at time $t = 1$.
- (C) Firms between the two cutoffs that do not make a voluntary disclosure and do not face litigation as the stock price subsequently does not fall below γ_1 .

We also recall from Section 6 that the limiting trend value is given by:

$$\gamma_1 = e^{-\lambda g(1)} \text{ with } g(t) = \int_0^t h(u) du,$$

where h is given in Section 2. So, given our modelling assumption about the signal Y_t (see Section 3), the event $(Y_1 < \gamma_1)$ corresponds to

$$\log Y_1 = -\frac{1}{2}\sigma^2 + \sigma W_1 < \log \gamma_1 = -\lambda g(1).$$

Denoting by \Pr_{silence} the probability of silence, (i.e. of the event that $\delta_\tau < Y_\tau < \gamma_\tau$ for all Poisson arrival times), we obtain

$$\begin{aligned} \Pr_B &= \Phi\left(\frac{\frac{1}{2}\sigma^2 - \lambda g(1)}{\sigma}\right) \Pr_{\text{silence}}, \\ \Pr_C &= \left[1 - \Phi\left(\frac{\frac{1}{2}\sigma^2 - \lambda g(1)}{\sigma}\right)\right] \Pr_{\text{silence}} \\ &= \Phi\left(\lambda g(1)/\sigma - \frac{1}{2}\sigma\right) \Pr_{\text{silence}}. \end{aligned}$$

So the relative sizes of Firms B and C are given by the Mills ratio:

$$\Phi\left(\frac{1}{2}\sigma - \lambda g(1)/\sigma\right) / \Phi\left(\lambda g(1)/\sigma - \frac{1}{2}\sigma\right).$$

10 Appendix B

In this section we deduce a relation between the upper disclosure curve arising under litigation to the corresponding curve when litigation is prohibited, including that the former (the ‘with litigation’-) curve lies above the latter (the ‘without litigation’-) curve.

Proposition 1. *For $\rho_t = \gamma_1^2/\gamma_t$, if*

$$\gamma' = -\lambda(1 - \rho)\gamma h \text{ with } \gamma_0 = 1,$$

then

$$\gamma_t = \gamma_1^2(1 - e^{-\lambda g(t)}) + e^{-\lambda g(t)} > e^{-\lambda g(t)},$$

hence

$$\gamma_1 = \frac{e^{-\lambda g(1)}}{1 - e^{-\lambda g(1)}} > e^{-\lambda g(1)} \text{ so that } \partial\gamma_1/\partial\lambda < 0 \text{ and } \partial\gamma_1/\partial\sigma < 0.$$

Proof. Write $c = \gamma_1^2$ so that $\rho_t = c/\gamma_t$. Then

$$\begin{aligned} \rho' &= -c\gamma'/\gamma^2 = \lambda(1-\rho)\gamma hc/\gamma^2 = \lambda(1-\rho)\rho h \\ \int \frac{d\rho}{\rho(1-\rho)} &= \int \left(\frac{1}{\rho} - \frac{1}{\rho-1} \right) d\rho = \lambda \int h dt = \lambda g(t) + \text{const.} \\ \log \rho - \log(\rho-1) &= \lambda g(t) + k \text{ (say)} \\ \frac{\rho-1}{\rho} &= 1 - \frac{1}{\rho} = ae^{-\lambda g(t)} \text{ with } a = e^k. \end{aligned}$$

Thus

$$\gamma/c = 1 - ae^{-\lambda g(t)}.$$

Taking $t = 0$ gives

$$a = 1 - \frac{1}{c} = \frac{c-1}{c} = \frac{\gamma_1^2-1}{\gamma_1^2},$$

as $\gamma_0 = 1$. Substitution gives

$$\gamma_t = \gamma_1^2 + (1 - \gamma_1^2)e^{-\lambda g(t)},$$

and rearrangement yields the first claim. Taking $t = 1$ yields

$$\begin{aligned} \frac{\gamma_1}{1 + \gamma_1} &= e^{-\lambda g(1)} \text{ and so } \gamma_1 = \frac{e^{-\lambda g(1)}}{1 - e^{-\lambda g(1)}} > e^{-\lambda g(1)} : \\ \gamma_1 &= \frac{e^{-\lambda g(1)} - 1 + 1}{1 - e^{-\lambda g(1)}} = -1 + \frac{1}{1 - e^{-\lambda g(1)}}. \end{aligned}$$

This last and the observation that

$$\begin{aligned} \frac{\partial}{\partial\sigma} g(1; \sigma) &= \int_0^1 \frac{\partial}{\partial\sigma} h(t; \sigma) dt \\ &= \int_0^1 \frac{\partial}{\partial\sigma} [2\Phi(\sigma/2\sqrt{1-t}) - 1] dt \\ &= \int_0^1 [\varphi(\sigma/2\sqrt{1-t})\sqrt{1-t}] dt > 0, \end{aligned}$$

combine to give $\partial\gamma_1/\partial\lambda < 0$ and $\partial\gamma_1/\partial\sigma < 0$ immediately. \square

Remark 1. The litigation-inclusive curve lies above the litigations-prohibited curve. Indeed, the gamma curve in both situations is monotonically decreasing, so it is enough to compare the lowest points.

Remark 2. We may view ρ and γ as images under involution with opposite rates of growth so arising from an identical kernel, modulo sign:

$$-\frac{\rho'}{\rho} = -\lambda(1 - \rho)h = \frac{\gamma'}{\gamma}.$$

Remark 3. For $\rho = c/\gamma$ as above, the relationship of litigation and ‘non-litigation’ curves can be derived using the equation for γ_t to yield an alternative representation for the litigation-inclusive case.

$$\begin{aligned} \int \frac{cd\gamma}{\gamma(c - \gamma)} &= -\lambda \int h(t)dt \\ \int \left(\frac{1}{\gamma} + \frac{1}{c - \gamma} \right) d\gamma &= -\lambda g(t) - K \text{ (say)} \\ -\log \gamma + \log(\gamma - c) &= \lambda g(t) + K, \text{ so } c/\gamma = 1 - Be^{\lambda g(t)}. \end{aligned}$$

And so, since $\gamma_0 = 1$ implies $c = 1 - B$,

$$\gamma_t = \frac{\gamma_1^2}{1 - (1 - \gamma_1^2)e^{\lambda g(t)}} = \frac{\gamma_1^2}{e^{-\lambda g(t)} - (1 - \gamma_1^2)} e^{-\lambda g(t)} > e^{-\lambda g(t)}.$$

This last holds, because $1 > e^{-\lambda g(t)}$ implies

$$\gamma_1^2 > e^{-\lambda g(t)} + (\gamma_1^2 - 1) > 0 \text{ and so } \frac{\gamma_1^2}{e^{-\lambda g(t)} - (1 - \gamma_1^2)} > 1.$$

Proposition 2. *Under either of the spring-first and candid-first regimes, the damages cutoff is higher for a higher mitigation factor ρ and candid behaviour lasts longer the larger is the mitigation factor ρ .*

Proof. In the sparing-first case with its duration θ defined as in Section 5.1 by

$$(1 - \theta)h(\theta) = (\kappa^{-1} - 1)/(\lambda(1 - \rho)),$$

since $(1 - t)h(t)$ is a decreasing function, if $\rho_H > \rho_L$, then

$$\theta_L > \theta_H,$$

as

$$\lambda(1 - \rho_L) > \lambda(1 - \rho_H), \text{ so that } g(\theta_L) > g(\theta_H),$$

the latter as g is increasing. From here we now obtain

$$\lambda(1 - \rho_L)g(\theta_L) > \lambda(1 - \rho_H)g(\theta_L) > \lambda(1 - \rho_H)g(\theta_H).$$

and so

$$e^{-\lambda(1-\rho_L)g(\theta_L)} < e^{-\lambda(1-\rho_H)g(\theta_H)}.$$

That is, the damages cutoff here is higher with the higher mitigation. Under the sparing-first policy the sparing behaviour lasts for a shorter duration under a higher mitigation regime, i.e. the residual candid behaviour is longer.

In the candid-first case with its duration θ defined as in Section 5.2 by

$$g(\theta) = (\log \kappa^{-1})/(\lambda(1 - \rho)),$$

since $g(t)$ is increasing, the assumption $\rho_H > \rho_L$ this time implies via $\lambda(1 - \rho_L) > \lambda(1 - \rho_H)$ that

$$\theta_L < \theta_H, \text{ so that } g(\theta_L) < g(\theta_H).$$

Thus candid behaviour lasts for a longer duration for a higher mitigation.

In the candid-first regime we recall that

$$\gamma_1 = e^{-\lambda(g(1)-g(\theta))}.$$

So since $(g(1) - g(\theta_L)) > (g(1) - g(\theta_H))$ we have

$$\begin{aligned} \lambda(1 - \rho_L)(g(1) - g(\theta_L)) &> \lambda(1 - \rho_L)(g(1) - g(\theta_H)) \\ &> \lambda(1 - \rho_H)(g(1) - g(\theta_H)), \end{aligned}$$

and so

$$\gamma_1^L < \gamma_1^H.$$

That is, the damages cutoff here is higher with the higher mitigation. \square

11 Appendix C: Mathematica code

11.1 Mathematica Model code

$\text{Phi}[x_]:=0.5((1+\text{Erf}[x/\text{Sqrt}[2])$

```

phi[x_] := Exp[-0.5x^2]/Sqrt[2*Pi]
h[t_, a_] := 2*Phi[a*Sqrt[1 - t]] - 1
% a=s/2
asq[t_,a_]:=a*Sqrt[1-t]
H[t_,a_]:=Phi[a]+(-Phi[a]+a*phi[a])/a^2-((asq[t,a]^2-1)Phi[asq[t,a]]+asq[t,a]*phi[asq[t,a]])/a^2
-t/2;
candTheta[L_,kappa_]:=FindRoot[g(t)==(-Log[kappa]/L),{t, 0.4, 0.5}][[1, 2]];
sparTheta[s_, L_, kappa_] := FindRoot[(1 - t)*h[t,s/2] == (kappa^(-1) - 1)/(L),
{t, 0.4, 0.5}][[1, 2]]
sparLowest[s_,kappa_]=((kappa^(-1) - 1)/h[0,s/2])[1,2],
candLowest[s_,kappa_] = (-Log[kappa])/H[1,s/2])[1,2],

```

11.2 Stats code

Implimentation tables below assume $\sigma = 3$ and $\kappa = 0.7$.

```

<<Statistics<ContinuousDistributions<
<<Statistics<DiscreteDistributions<
<<NumericalMath<SplineFit<
minbm[m_,s_,L_,t_]:=Module[{nn,xx,xx0,xx1, yy,yy1},
nn=Random[PoissonDistribution[L]];
If[nn==0,xx=Table[{0}],xx = Sort[RandomArray[UniformDistribution[0, 1],
nn]];
xx0=Prepend[xx,0];
xx1=Table[xx0[[k]]-xx0[[k-1]],{k,2,Length[xx0]}];
If[nn==0,yy=Table[{0}],yy = RandomArray[NormalDistribution[0, 1], nn]];
yy1=yy*s*Sqrt[xx1]+1*xx1;
yy2=Table[Sum[yy1[[j]],{j,1,k}],{k,1,Length[yy1]}];
Min[yy2]]

candTarget[s_, L_, kappa_] := 0.5s*candTheta[L, kappa] - L(H[1, s/2] - H[Theta[L,
kappa], s/2])/(s/2)
candidPr[m_, s_, t_, L_, kappa_, nn_] := Module[{dt, dmi, dma},
dt = Sort[Table[minbm[m, s, L, t], {k, 1, nn}]];
dmi = Min[dt]; dma = Max[dt];
RangeCounts[dt, {dmi, candTarget[s, L, kappa]}][[2]]/Length[dt]]

cand-pts = Table[{L, (1 - Exp[-L(1 - candTheta[L,0.7]))]*candidPr[-0.5*3, 3,
candTheta[L, 0.7], L, 0.7, 200]}, {L,1, 11}];

```

```

spline=SplineFit[cand-pts,Bezier];
ParametricPlot[spline[u],{u,1,10}]

sparTarget[s_, t_, L_] := -2(L/s)*H[t, s/2]
sparingPr[m_, s_, t_, L_, kappa_, nn_] := Module[{dt, dmi, dma},
dt = Sort[Table[minbm[m, s, L, t], {k, 1, nn}]];
dmi = Min[dt]; dma = Max[dt];
RangeCounts[dt, {dmi, sparTarget[s, 1, L]}][[2]]/Length[dt]]

L[i_] := i/10;
spar-pts = Table[{i/10, (1 - Exp[-L[i]*sparTheta[3, L[i], 0.7]])*sparingPr[-0.5*3,
3, sparTheta[3, L[i], 0.7], L[i], 0.7, 2000]}, {i, 1, 121}];
spline=SplineFit[spar-pts,Bezier];
ParametricPlot[spline[u],{u,1,10}]

```