

# VIBECHECK: DISCOVER & QUANTIFY QUALITATIVE DIFFERENCES IN LARGE LANGUAGE MODELS

Lisa Dunlap  
UC Berkeley

Krishna Mandal  
UC Berkeley

Trevor Darrell  
UC Berkeley

Jacob Steinhardt  
UC Berkeley

Joseph Gonzalez  
UC Berkeley

## ABSTRACT

Large language models (LLMs) often exhibit subtle yet distinctive characteristics in their outputs that users intuitively recognize, but struggle to quantify. These “vibes” - such as tone, formatting, or writing style - influence user preferences, yet traditional evaluations focus primarily on the singular vibe of correctness. We introduce **VibeCheck**, a system for automatically comparing a pair of LLMs by discovering identifying traits of a model (“vibes”) that are well-defined, differentiating, and user-aligned. VibeCheck iteratively discovers vibes from model outputs, then utilizes a panel of LLM judges to quantitatively measure the utility of each vibe. We validate that the vibes generated by VibeCheck align with those found in human discovery and run VibeCheck on pairwise preference data from real-world user conversations with Llama-3-70b vs GPT-4. VibeCheck reveals that Llama has a friendly, funny, and somewhat controversial vibe. These vibes predict model identity with 80% accuracy and human preference with 61% accuracy. Lastly, we run VibeCheck on a variety of models and tasks including summarization, math, and captioning to provide insight into differences in model behavior. VibeCheck discovers vibes like Command X prefers to add concrete intros and conclusions when summarizing in comparison to TNGL, Llama-405b often overexplains its thought process on math problems compared to GPT-4o, and GPT-4 prefers to focus on the mood and emotions of the scene when captioning compared to Gemini-1.5-Flash. Code can be found at <https://github.com/lisadunlap/VibeCheck>

## 1 INTRO

**vibe check** : A process by which a group obtains a subjective assessment of another person, place, or thing.  
– *Urban Dictionary*

How a large language model writes a story, explains a concept, or edits an essay can be evaluated on many different dimensions such as creativity, formatting, and writing style. However, most evaluations focus on one dimension: “*correctness*”. State-of-the-art in evaluation methods remain largely focused on measuring accuracy for question answering and analytical reasoning tasks (Hendrycks et al., 2021a; Wang et al., 2019b;a; Hendrycks et al., 2021c), and methods which aim to provide a more holistic view of LLMs (Zhang et al., 2024; Padlewski et al., 2024; Mehri & Eskenazi, 2020b) rely on predefined concepts like conciseness, clarity, and trustworthiness to measure a model’s performance. These evaluation approaches fail to capture the open-ended nature of LLM applications and the critical dependence on subjective user preferences and context of the task. For instance, in creative writing, tone and creativity might be crucial, while in coding tasks, efficiency and readability take precedence. In order to best inform users of which model would be best for their needs, we require flexible evaluation methods that can both *discover* and *measure* the relevant axes to evaluate for a given task.

When interacting with a set of LLMs for an extended period, a user can often tell which model generated a particular response by looking at certain traits of the outputs. We define these identifying traits of models as “*vibes*”. For instance, users have found Llama3 outputs tend to be more friendly compared to outputs from GPT-4 and Claude which tend to be more formal (see Figure 1); in other words, Llama3 ranks high on the friendliness vibe, defined by the axis `formal` → `friendly`. Using these insights, we might select Llama for customer service tasks and Claude for coding tasks.

---

Understanding these vibes helps inform the development and deployment of models, but discovering and validating them for each model can be time-consuming and difficult. To address this, we outline how one can find and, more importantly, measure an LLM’s vibe by formalizing three necessary and quantifiable traits of a useful vibe: *well-defined* (agreement among multiple users), *differentiating* (ability to distinguish between models), and *user-aligned* (predictive of user preferences).

We introduce **VibeCheck**, a system which qualitatively analyzes pairs of models by automatically finding well-defined, differentiating, and user-aligned vibes. Motivated by recent work in using LLM’s in lieu of human judgement (Zheng et al., 2023; Zhang et al., 2024; Zhong et al., 2023; 2022; Dubois et al., 2023), VibeCheck models the qualitative analysis process by identifying the axes on which these model outputs differ to obtain a core set of vibes (e.g friendliness). Once these vibes are obtained, VibeCheck employs a panel of LLM judges (Verga et al., 2024) to determine where each model’s output falls on this vibe (e.g. more formal or more friendly) in order to obtain numeric scores which are then used to measure a vibe on each of our 3 key criteria.

We run VibeCheck on several datasets to evaluate its effectiveness across different scenarios in Section 5. First, we validate that the vibes discovered by VibeCheck align well with human-annotated differences between ChatGPT and human responses using the Human ChatGPT Comparison Corpus (HC3). Next, we demonstrate that VibeCheck outperforms a preset list of vibes in predicting user preferences on real-world comparison data from Chatbot Arena, achieving 80% accuracy at predicting model identity and 61% accuracy and predicting user preference. Inspecting the vibes from VibeCheck, we find that Llama-70b uses more typographic emphasis, more examples, and is funnier than GPT-4 and Claude-3-Opus. Conversely, we find that GPT-4 and Claude comment much more on ethics and limitations than Llama, which is more willing to give controversial responses.

Lastly, in Section 6 we apply VibeCheck to several applications: text summarization on CNN/Daily-Mail, math problem-solving on MATH, and image captioning on COCO. Using VibeCheck, we find insightful qualitative differences between models with similar accuracy on correctness metrics but differing user preferences. For instance, Command X prefers to add concrete intros and conclusions when summarizing in comparison to TNGL, Llama-405b often overexplains its thought process on math problems, and GPT-4 prefers to focus on the mood and emotions of the scene when captioning.

## 2 RELATED WORK

**Aspect-based evaluations.** The number of benchmarks in the NLP community has exploded in recent years, with a growing body of work on exploring a more holistic evaluation of language models. Several works (Pang et al., 2020; Banerjee & Lavie, 2005; Sellam et al., 2020), aim to improve on automatic metrics like BLEU (Papineni et al., 2002) and ROUGE (Lin, 2004) scores to better measure how well a models output aligns with the ground truth by incorporating more nuanced evaluation criteria like factual accuracy, fluency, and conciseness. Similarly, efforts have been made (Liang et al., 2023; bench authors, 2023; Kiela et al., 2021; Wang et al., 2019b;a) to standardize model evaluation by evaluating models on many of these metrics across various tasks.

Moving away from measuring model outputs on ground truth responses, work from Mehri & Eskenazi (2020b); Zhang et al. (2024); Li et al. (2019); Mehri & Eskenazi (2020a); Gehrmann et al. (2021) evaluate model outputs on criteria like helpfulness and clarity using LLM judges on more open ended tasks like dialogue, role-play, and summarization. While all of these efforts supply an great foundation for measuring correctness, they all define the axes on what makes something correct beforehand. In contrast, VibeCheck aims to automatically discover these axes (vibes) and verify their utility to the user by measuring the correlation between vibes and human preference.

**Pairwise comparison of LLMs.** HCI tools like Google’s AutoSxS (Google Cloud, 2024) and LLMComparator (Kahng et al., 2024) explores the current state of human powered LLM qualitative evaluation through interviews with data analysts. These works find that practitioners often eyeball individual examples to interpret and look at qualitative differences between the outputs of two models, and develop an interactive web based application for users to inspect side-by-side LLM outputs with an LLM based rationale as to why one output is preferred over another. While these works are focused more on software tools rather than a pipeline which can be quantitatively verified, these HCI findings inform VibeCheck’s vibe discovery mechanism to align with the human-powered qualitative process. Moreover, many NLP works (Zheng et al., 2023; Verga et al., 2024; Li et al., 2023; Park

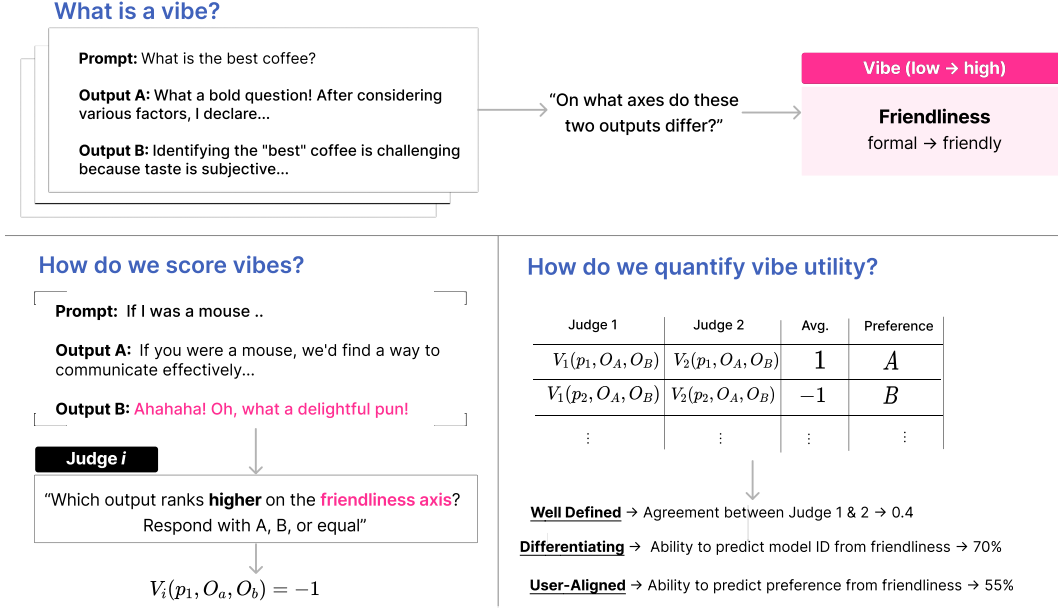


Figure 1: Core components of VibeCheck.

et al., 2024; Liusie et al., 2024) have explored using LLMs to predict user preference given responses from two models, showing these preference predictions often align with the judgements of human annotators. While these efforts focus more on the user experience, it does not provide an interpretable view of exactly *why* these users prefer one output over the other.

**Discovering separable traits in unstructured data.** In parallel to works in the machine learning community on LLM evaluation, there has been fantastic efforts in the HCI community on comparing generative model outputs as well as on using LLMs for qualitative analysis. Works like Torii et al. (2024); Byun et al. (2023) use LLMs to generate discussions from qualitative research data to automate the data analysis process, but note the lack of comprehensive evaluation metrics. Automated data analysis on unstructured data has also been explored in Zhong et al. (2022; 2023); Dunlap et al. (2024b), which use LLMs and VLMs to propose and validate candidate differences between two sets of text or images in the form of “set A contains more X”, and Chiquier et al. (2024) employs an evolutionary algorithm to find text descriptions which best separates image classes to assist in zero-shot classification. We extend these works to pairwise inputs and introduce metrics of success which can better verify the separability, consistency, and alignment of these differences.

### 3 VIBE-BASED EVALUATIONS

We define a *vibe* as an axis along which a pair of texts can differ (e.g., “formal → friendly”) that is perceptible to humans. A vibe  $\nu$  is represented by a text description of the axis along with a definition of what it means to be high or low on this axis (e.g. “Tone: low = formal, high = friendly”, see Figure 1). Identifying vibes aids users in selecting models that best suit their specific tasks. In this work, we focus on comparing the vibes of two models by discovering the axes on which their outputs differ and quantifying the utility of these vibes.

Consider a dataset  $D$  composed of triples  $(p, o_A^p, o_B^p)$  and preference labels  $y_p$ , where  $p$  is a prompt and  $o_i^p$  are the outputs from models  $A$  and  $B$ . For each triple, a judge (human or LLM) assigns a score for vibe  $\nu$ , denoted  $\nu(p, o_A^p, o_B^p) \in \{-1, 0, 1\}$ , which indicates whether model  $A$  scores lower (-1), similarly (0), or higher (1) than model  $B$  on this vibe. Thus, a vibe imposes an ordering on model outputs.

We define 3 key criteria of a useful vibe; it should be *well-defined*, *differentiating*, and *user-aligned*.

**Well-defined:** multiple evaluators agree on the ordering of outputs along the vibe. We quantify this by having two different judges (typically LLMs) compute  $\nu(p, o_A^p, o_B^p)$  across dataset  $D$  and report Cohen’s Kappa to assess agreement.

**Differentiating:** one model’s outputs consistently rank higher on this vibe compared to the other’s across a set of prompts. We quantify this by calculating a *separability score* for each vibe, which measures how consistently the vibe distinguishes between the two models across all samples.

$$\text{sep\_score}(\nu) = \frac{1}{|D|} \sum_{p \in D} \nu(p, o_A^p, o_B^p)$$

To measure separability across a set of vibes, we fix a pair of models  $(A, B)$  and measure the accuracy of using  $\nu(o_A, o_B)$  to classify which output came from which model. We also more generally measure separability for a set of vibes  $\nu_1, \dots, \nu_k$ , by using  $\nu_{1:k}(p, o_A, o_B)$  as a  $k$ -dimensional feature vector, then training a linear classifier to predict model A vs. model B, and reporting accuracy on a held-out set. We refer to this metric as *model-matching accuracy*.

**User-aligned.** One potential use of vibes is to better understand human preferences. While a vibe like “frequent use of the letter ‘e’” may be differentiating, it is unlikely predictive of human preferences. We assume our tuples  $(p, o_A^p, o_B^p)$  are annotated with user preferences  $y \in \{-1, +1\}$ , indicating which model’s output is preferred. We train a logistic regression classifier to predict  $y$  using the same feature set  $\nu_{1:k}$  as above, reporting held-out accuracy. We refer to this metric as *preference prediction accuracy*. We can measure the influence of a single vibe on preferences by examining the coefficients and  $p$ -values of the preference prediction model.

VibeCheck automatically finds high-scoring vibes across the three criteria through an iterative process: (1) discovering vibes, (2) computing their scores, (3) selecting those meeting all criteria, and (4) focusing on tuples  $(p, o_A^p, o_B^p)$  where existing vibes fail to differentiate the two models. We repeat this process to extract new, more distinguishing vibes, thus optimizing for the three key criteria while continuously refining the set of vibes.

## 4 VIBECHECK

VibeCheck consists of 3 stages: vibe discovery, vibe validation, and vibe iteration. Further details on the method implementation and prompts used are located in the Section D.

**Vibe discovery.** Similar to how a data scientist would inspect a subset of examples to discover qualitative differences in outputs, we discover vibes by having an LLM (GPT-4o (OpenAI, 2024)) examine the differences seen in a random subset of  $d$  prompt triplets. We first split the  $d$  prompt triplets into smaller batches of size *batch* and prompt GPT-4o to find differences between model  $A$  and model  $B$  across the set  $\{(p_1, o_A^1, o_B^1), \dots, (p_{batch}, o_A^{batch}, o_B^{batch})\}$ . To encourage the vibes to be well-defined and user-aligned, we prompt GPT-4o to generate differences that are human-interpretable and informative for understanding the overall behaviors of  $A$  and  $B$ . Below is a paraphrased system prompt used by the proposer.

```
You are a machine learning researcher trying to understand the
difference in behaviors of two LLMs. Given outputs from two different
language models given the same input, your task is to identify
differences between these outputs along specific axes of variation.
Each axis should be clearly defined, mutually exclusive, and easily
interpretable by humans. For each axis, provide a concise description
of what it means for an output to be rated as "Low" or "High".
```

An example axis generated in this step might be ‘Tone: Low: formal; High: friendly’. We repeat this proposal step for  $\lfloor d/batch \rfloor$  sets of triplets, obtaining a final set of vibes  $\{\nu_1, \dots, \nu_M\}$  by taking the union of the vibes generated in each batch. We found that GPT-4o generates 5-10 axes of variation (vibes) for each sample, so we summarize vibes across all samples in  $D_{\text{discovery}}$  to find a set of  $K$  vibes which appear most often in  $\{\nu_1, \dots, \nu_M\}$ .

**Vibe validation.** Given a vibe  $\nu$  from the discovery phase, we first apply each vibe to a set of validation tuples, then use this validation set to score vibes and compute inter-annotator agreement, model-matching accuracy, and preference prediction accuracy and filter out vibes with low scores.

To apply vibes on the validation set, we assign a score to each pair of outputs  $\nu_j(p, o_A^p, o_B^p) \in \{-1, 0, 1\}$ , indicating whether model  $A$  scores lower (-1), similarly (0), or higher (1) than model  $B$ .

on the vibe. A score of 0 is assigned if the outputs are equal on this vibe or if the vibe is not applicable (e.g., the vibe is about coding style but neither output contains code); otherwise, we compute the score using a set of LLM judges (GPT-4o-mini (OpenAI, 2024) and Llama-3-70b (AI@Meta, 2024)). We average the score of the 2 judges and then round to -1, 0, or 1 (so 0.5 is rounded to 1 and -0.5 to -1). To avoid position bias (Zheng et al., 2023), we run each LLM judge twice on each sample, swapping the order of the outputs. If the judge’s decision is dependent on the position of the output, we deem this pair of outputs as having a similar vibe and assign a score of 0 for that judge.

Next, we use these scores to quantify each vibe on our 3 criteria and filter out any which are not well-defined, differentiating, and user-aligned. To ensure that each vibe is well-defined, we compute the inter-annotator agreement (Cohen’s Kappa) for each  $\nu_j$  across  $D_{\text{validation}}$  and remove any with Cohen’s Kappa less than 0.2, which indicates a weak agreement among judges. To ensure each vibe is differentiating, we compute the separability score and discard any vibes with a score below 0.05. As we explicitly prompt the model to produce vibes which provide useful insights into the behavior of language models, we assume these vibes are already aligned with users. Using the remaining  $k$  features we run logistic regression using the scores  $\nu_{1:k}(\mathbf{p}, \mathbf{o}_A, \mathbf{o}_B)$  as features to obtain our model matching and preference prediction models.

**Vibe iteration.** The filtered vibes generated in the initial vibe discovery set may not capture all the differences that contribute to user preference, resulting in a low model matching and preference prediction accuracy. We address this by iteratively refining our vibes based on tuples  $(\mathbf{p}, \mathbf{o}_A^p, \mathbf{o}_B^p)$  that were misclassified by our prior differentiation stages. Specifically, we take the prompt output triplets that were misclassified by the model matching model and ask an LLM to find new axes on which these misclassified prompts vary, which are also not represented in the current set of vibes. We then perform the same summarization/reduction procedure as before, run vibe validation/filtering, and append the resulting new vibes to the existing set of vibes. We repeat this process for a fixed number of iterations  $i$ . In practice we find that after 3-5 iterations the discovery process does not find any additional vibes that significantly reduce the error rate of the model matching predictor.

## 5 RESULTS

We validate VibeCheck in two ways: first, we run it in settings where there are known human-discovered axes along which models vary (“gold labels”), and we can compare VibeCheck’s output to the gold labels. Second, we run it in more open-ended settings and compute the inter annotator agreement, model matching accuracy, and preference prediction accuracy as described in Section 3.

**Comparison to gold labels.** The Human ChatGPT Comparison Corpus (HC3; (Guo et al., 2023)) is a publicly available dataset containing question-answer pairs spanning diverse domains, each answered by both human experts and GPT-3.5. Along with this dataset, Guo et al. (2023) performed a human study where experts were given these pairwise responses and asked to summarize the common differences seen between GPT and human responses. We treat these human-discovered summaries as gold labels, which we use to validate the qualitative axes discovered by VibeCheck.

**Open-ended metrics.** We compute average Cohen’s Kappa, model matching accuracy, and preference prediction accuracy on the top 10 vibes generated by VibeCheck on a held-out set of prompt tuples with preference labels. To obtain the top 10 vibes, we apply least-angle regression on the full set of vibes returned by VibeCheck to predict model identity, then sort by the separability score. The full list of vibes discovered, LR coefficients and p-values from the model matching and preference prediction models, Cohen’s kappa per vibe, and separability scores are in the Section H.

**Experimental setup.** Unless otherwise stated, we run VibeCheck for 3 iterations, use a proposer batch size of 5, and set  $D_{\text{discovery}}$  to be 20 samples per iteration. Some datasets such as MATH, CN-N/DailyMail, and COCO captions have no pre-computed preference labels; to simulate preferences, we apply LLM-as-a-judge and ensemble GPT-4o and Claude 3.5 Sonnet as a judge using a similar procedure to (Zheng et al., 2023), removing any samples declared a tie. Additional details on the experimental setup and hyperparameters are given in the Section A.

**Baseline.** As a baseline, we prompt GPT-4o to generate a set of 10 vibes shown in Table 2 which represent common axes on which LLM outputs differ.

VibeCheck Vibes	Human Discovered Vibes
Humans include more references and citations	Humans include detailed citations of papers and books.
GPT is more formal/academic, Humans are more casual/ conversational	GPT answers are typically formal, humans’ are more colloquial
GPT includes disclaimers about advice limitations	GPT refuses to answer questions outside its knowledge
GPT is cautious to give advice, emphasizes seeking professional help	GPT shows less bias and harmful information
GPT has cohesive, fluid responses with clear sentence structure	GPT writes in an organized manner with clear logic
GPT is strictly informative, humans include personal anecdotes	GPT gives objective answers, humans use subjective expressions
GPT has less emotional engagement, humans’ acknowledge emotions	GPT expresses less emotion, humans convey their feelings
GPT has longer, more informative responses	GPT has longer more detailed responses.
GPT has more thorough & detailed responses	GPT has longer more detailed responses.
GPT has more comprehensive responses	GPT has longer more detailed responses.
-	GPT is strictly focused on the question, humans diverge and shift topics
-	GPT may fabricate facts

Table 1: Comparison to of VibeCheck vibes to gold labels. Complete table in Table 16

### 5.1 MEASURING VIBECHECK’S ALIGNMENT WITH HUMAN DISCOVERY

In this section, we compare the findings from VibeCheck to findings obtained via human discovery. We utilize previous work (Guo et al., 2023), which collections responses written by humans and GPT-3.5 (Schulman et al., 2022) and then recruits 200 annotators to look at 100-200 prompt output triples summarize the characteristics of both human answers and ChatGPT answers. This results in a set of 10 insights (vibes) which are listed in detail in Section B.

In Table 1 we show a summarization of the top 10 vibes found by VibeCheck along with the corresponding insight found by humans which align with each vibe meaning. We see that VibeCheck uncovers most of the same vibes as the human annotators, aside from (1) GPT fabricates facts and (2) GPT focuses on a literal interpretation of the question while humans address different aspects of the question and can infer hidden meaning. The inability to find these vibes is likely a weakness of our GPT proposer, as these vibes relate to the inherent weaknesses of GPT. Full table of VibeCheck outputs are located in Table 16.

### 5.2 DESCRIBING USER PREFERENCE ON CHATBOT ARENA

Vibe	Axis Definition (low → high)
Assertiveness	Uses tentative or uncertain language. → Uses definitive, confident statements.
Detail & Elaboration	Gives brief or shallow responses. → Provides thorough, nuanced, and expansive information.
Formality	casual, conversational, or informal language. → formal, sophisticated language and sentence structure.
Emotional Tone	Remains neutral or detached. → Infuses responses with expressive emotion and enthusiastic or empathetic tone.
Creativity & Originality	Sticks to standard, predictable answers. → Provides responses with novel ideas or imaginative scenarios.
Explicitness	Uses vague or implicit language. → States things directly and unambiguously.
Humor and Playfulness	Responds in a straightforward and serious manner. → Uses humor, playful language, or wordplay.
Engagement	Presents information passively. → Actively engages the reader using rhetorical questions or interactive phrasing.
Logical Rigor	Provides conclusions without thorough justification. → Constructs well-supported arguments with clear reasoning.
Conciseness	Uses verbose language and excessive details. → Uses minimal words to convey a point clearly.

Table 2: Predefined vibes generated by GPT-4o. Prompt used to generate vibes in Section C

On April 18th 2024, Meta released their open-weight large language model Llama 3. On benchmarks like MMLU, Llama3-70b outperforms Claude-3-Sonnet and Gemini 1.5. It had even stronger results on Chatbot Arena (Chiang et al., 2024), a popular platform for community-driven LLMs where users submit a prompt, receive responses from 2 anonymous models, and vote on which output they prefer. On this leaderboard, Llama3-70b is ranked similarly to the top proprietary models like GPT-4 and Claude3-Opus. This has led to speculation on whether there are qualitative properties of Llama that make it popular among users (Dunlap et al., 2024a).

We obtained a subset of battles (pairwise comparisons) between Llama3-70b vs GPT and Llama3-70b vs Claude-3-Opus from the Chatbot Arena maintainers and ran VibeCheck on the combined pairwise battles between Llama3-70b VS GPT-4 and Claude3-Opus. We considered three settings: using the entire dataset, and using 2 subsets of the data: STEM prompts (including coding) and Writing prompts, which include creative writing, humanities questions, and general chatting. We obtain these





















Vibe (low -> high)	Sep Score [-0.1,0.4]	PP Coef [-0.3,0.5]	Cohen
<b>Language and Tone.</b> Professional, straightforward tone. -> Enthusiastic, friendly tone.			0.51
<b>Typographic Emphasis.</b> Minimal use of typographic emphasis, letting the text stand alone. -> Uses typographic emphasis like bold or italics to highlight key points.			0.64
<b>Interactivity.</b> Provides information passively without engaging the user. -> Encourages user interaction, such as posing questions or suggesting actions.			0.44
<b>Formatting Completeness.</b> Responses are minimally formatted, relying on plain text. -> Responses include comprehensive formatting, such as Markdown or additional stylistic elements.			0.57
<b>Examples and Illustrations.</b> Minimal examples. -> Provides multiple examples.			0.61
<b>Use of Humor.</b> Maintains a serious tone without humorous elements. -> Employs humor frequently to engage the reader.			0.62
<b>Use of Personal Pronouns.</b> Rarely or never uses personal pronouns. -> Frequently uses personal pronouns (I, we, you).			0.32
<b>Ethical Consideration.</b> Provides factual information without commenting on ethics. -> Offers ethical considerations in its responses.			0.53
<b>Humility.</b> Projects confidence and completeness without discussing limitations. -> Frequently acknowledges limitations in the response or areas of uncertainty.			0.41
<b>Formality Level.</b> Uses informal or conversational language. -> Uses formal language and expressions.			0.45

Figure 2: **Top 10 Vibes discovered by VibeCheck comparing Llama-3-70b VS GPT-4 & Claude-3-Opus on Chatbot Arena.** A separability score  $> 0$  indicates Llama aligns more with the high description and a preference prediction coefficient  $> 0$  indicates that falling on the higher end of the vibes correlates positively with human preference. We see that Llama uses a more friendly time, utilizes formatting more, provides more examples then GPT and Claude, and comments much less on ethics: all attributes which correlate positively with human preference. Examples in Section E

subsets by using GPT-4o-mini to categorize the questions as a STEM Question, a Writing/Chatting prompt, or neither. The size of each subset along with the prompt used for categorization can be found in the Section A.

Results for both VibeCheck and the preset baseline are shown in Table 3. We see that VibeCheck achieves higher model matching accuracy than the baseline all categories and running VibeCheck. Furthermore, running VibeCheck for more iterations improves model matching accuracy and improves or maintains preference prediction accuracy. We summarize our other findings below:

*Comparing MM and PP accuracy across topics.* MM and PP accuracy is lower for STEM questions compared to writing or overall prompts. This is because the qualitative properties seen in Llama (friendliness, interactivity, humor, safety, etc) are not as pronounced for more objective questions like coding and math, and user preferences are more likely influenced by factual accuracy than stylistic properties. Conversely, VibeCheck best predicts user preferences for writing-oriented prompts.

*Notable Vibes.* We examine the top 10 vibes VibeCheck uncovers displayed in Figure 2 (full table in Table 10) and their influence on preference prediction. We find that Llama utilizes extensive formatting, is more willing to engage in sensitive or violent topics, puts less emphasis on ethics, and is more conversational and humorous. We also discover more fine grained vibes such as Llama’s use of bold or italics to highlight key points and Llama’s increased use of personal pronouns (‘I’, ‘we’, and ‘you’ appear in llama outputs 3x more than gpt/claude conversations).

*Influential vibes for preference prediction.* Examining the coefficients of the preference prediction model trained on VibeCheck vibe scores, we find that Chatbot Arena users tend to prefer outputs which are less focused on ethics, employ markdown and typographic emphasis to highlight key points, and employ humor to engage the user, all of which are vibes which llama possesses. We believe that this correlation between vibes and user preference can explain some of the discrepancy seen in llamas high ranking on the leaderboard in comparison to models like GPT-4 which often outperform Llama.

Method	MM Acc	PP Acc	Avg Cohen’s Kappa
VibeCheck [1 iter]	68.68	60.00	0.42
VibeCheck [3 iter]	<b>80.34</b>	59.34	0.46
Predefined Vibes	72.10	<b>61.11</b>	0.51

Method	STEM			Writing		
	MM Acc	PP Acc	Cohen’s Kappa	MM Acc	PP Acc	Cohen’s Kappa
VibeCheck [1 iter]	65.20	55.99	0.44	74.09	60.58	0.51
VibeCheck [3 iter]	<b>68.71</b>	57.31	0.45	<b>77.19</b>	<b>62.04</b>	0.49
Predefined Vibes	65.94	<b>58.38</b>	0.45	75.00	59.49	0.52

Table 3: **Comparing Llama3 to GPT and Claude on Chatbot Arena.** We report Model Matching, Preference Prediction, and average Cohen’s Kappa for the Overall, STEM, and Writing categories.

**Prompt:** If I was a mouse would we be on squeaking terms?

**Llama-3-70b:** Ahahaha! Oh, what a delightful pun! As a conversational AI, I'd say we're definitely on squeaking terms... or should I say, on paws-itive terms? Squeak squeak!

**GPT-4:** If you were a mouse, we'd find a way to communicate effectively, whether that involves squeaking, gestures, or any form of interaction that works for both of us. I'm here to assist, regardless of your form!

**Use of Humor:** **Llama-3-70b:** Employs humor frequently to engage the reader. **GPT-4:** Maintains a serious tone without humorous elements.

**Formality Level:** **Llama-3-70b:** Uses informal or conversational language. **GPT-4:** Uses formal language.

**Language and Tone:** **Llama-3-70b:** Enthusiastic, friendly tone. **GPT-4:** Professional, straightforward tone.

## 6 APPLICATIONS

We next apply VibeCheck to discover qualitative differences between models’ behavior on three open-ended tasks: text summarization, math problem-solving, and image captioning. We use CNN/DailyMail (Hermann et al., 2015) for text summarization, MATH (Hendrycks et al., 2021b) with chain-of-thought prompting for problem-solving, and COCO for image captioning. For CNN and MATH we use cached model predictions downloaded from HELM (Liang et al., 2023) and intentionally choose models which are ranked similarly to each other, but when running LLM as a judge to get preference labels, one model is more heavily preferred. For captioning, we generate captions on a random subset of 1000 COCO images. We use the insights on the top 5 vibes discovered by VibeCheck in our analysis and include the top 10 vibes for each application in Section H.











Vibe (low -> high)	Sep Score [-0.0,0.4]	PP Coef [-0.1,1.9]	Cohen
<b>Coverage of Multiple Viewpoints.</b> Presents information from a single perspective. -> Discusses multiple perspectives or viewpoints.			0.28
<b>Introduction and Contextual Background.</b> Minimal or absent introduction; reads like bullet points. -> Provides broad context-setting or introductory sentences.			0.37
<b>Contextual Emphasis.</b> Focuses narrowly on events and actions. -> Emphasizes broader societal elements and contexts.			0.44
<b>Depth of Explanation.</b> Offers surface-level explanations, lacks depth. -> Provides deep, thorough explanations.			0.48
<b>Conclusion Strength.</b> Ends abruptly or lacks conclusive statements. -> Clearly states outcomes or implications at the end.			0.37

Figure 3: **Top 5 vibes from VibeCheck on Command X Large VS TNLGv2 on CNN/DailyMail.**

## 6.1 WHAT DO DIFFERENT MODELS FOCUS ON WHEN SUMMARIZING?

We compare the summary styles of Cohere’s Command X large Beta (Inc., 2023) to TNLG v2 (Smith et al., 2022) (530B) on the CNN/DailyMail dataset. While these models achieve a similar mean win rate on the HELM leaderboard, we see when using LLM as a preference judge, Command X has a win-rate of 71.12%. Looking at the top 5 vibes located in Figure 3, we find that (1) Command X often clearly states an introduction and conclusion while while TNLG utilizes choppy sentences without an either (2) Command provides specific examples or anecdotes to illustrate points and (3) Command is able to capture multiple viewpoints and emotional aspects of a story whole TNLG is more objective. We see in Table 16 that this these qualities are positively correlated with human preference, which may provide explanation as to to disparity between correctness metrics and preference metrics. Using these vibes we are able to achieve a model matching accuracy of **71.29%** and a preference prediction accuracy of **61.42%**.

**Prompt:** Summarize the article in 3 sentences.

**Command X:** A giant filter-feeding 'lobster' took the place of whales 480 million years ago, a new fossil find has shown. The 6.5ft (two-metre) prehistoric creature was an early ancestors of modern crustaceans, insects and spiders. At this length it would have been comparable in size to athlete Usain Bolt. The remains were unearthed in Morocco and it is thought to be the oldest giant filter-feeder ever discovered.

**TNLGv2:** A giant filter-feeding 'lobster' took the place of whales 480 million years ago . 6.5ft (two-metre) prehistoric creature belonged to the family of anomalocaridids . It was a 'gentle giant' .

**Conclusion Strength:** **Command X:** Clearly states outcomes or implications at the end. **TNLGv2:** Ends abruptly or lacks conclusive statements.

**Contextual Emphasis:** **Command X:** Provides broad context-setting or introductory sentences. **TNLGv2:** Minimal or absent introduction; reads like bullet points.

**Depth of Explanation:** **Command X:** Provides deep, thorough explanations. **TNLGv2:** Offers surface level explanations, lacks depth.

## 6.2 HOW DO DIFFERENT LLM SOLVE MATH PROBLEMS?

Objective tasks like math have a single final answer, but the way a model explains its thought process varies across models. We run VibeCheck on the MATH dataset (Hendrycks et al., 2021c) using chain-of-thought prompting to discover how GPT-4o and Llama-405b differ in their thought process and presentation. To reduce the variance seen from incorrect examples, we run VibeCheck only on the questions where both models answered correctly and aim to discover why GPT-4o is favored in 76% of conversations.

Inspecting the top 3 vibes from VibeCheck found in Table 14, we find that Llama-3 structures its answers under markdown headings, uses a more conversational tone, tends to prefer more free from explanation of steps rather than the extensive latex used by GPT-4o, and is often overly detailed in its steps, as shown below. When looking at the coefficients for the preference prediction model, we see that speaking in a formal tone and using frequent notation is positively correlated with human preference, while over explaining their thought process is negatively correlated with human preference. With these sets of vibes we are able to achieve a model matching accuracy of **97.09%** and preference prediction of **72.79%**.

**Prompt:** Find the positive difference between  $2(6) + 4(3)$  and  $8(3+3)$

**GPT-4o:**

To find the positive difference between  $2(6) + 4(3)$  and  $8(3+3)$ , we first need to evaluate each expression separately.

First, evaluate  $2(6) + 4(3)$

$$2(6) + 4(3) = 2 \cdot 6 + 4 \cdot 3 = 12 + 12 = 24$$

Next, evaluate  $8(3+3)$ :

$$8(3+3) = 8 \cdot (3+3) = 8 \cdot 6 = 48$$

...

**Llama-405b:**

## Step 1: Evaluate the expression  $2(6) + 4(3)$

First, we need to evaluate the expression  $2(6) + 4(3)$  by following the order of operations (PEMDAS/BODMAS).

We start by multiplying 2 and 6, which gives us 12. Then, we multiply 4 and 3, which gives us 12.

Finally, we add the two results together, giving us  $12 + 12 = 24$ .

## Step 2: Evaluate the expression  $8(3+3)$

Next, we need to evaluate the expression  $8(3+3)$  by following the order of operations (PEMDAS/BODMAS). We start by evaluating the expression inside the parentheses, which gives us  $3 + 3 = 6$ . Then, we multiply 8 by 6, which gives us 48.

...

**Explanation and Detail:** **Llama-405b:** Detailed steps, labels (e.g., '## Step 1'). **GPT-4o:** Flowing narrative, no explicit step labels

**Conciseness:** **GPT-4o:** Brief explanations, no repetition. **Llama-405b:** Extended discussions, unnecessary commentary, repetitive.

**Tone:** **GPT-4o:** Formal, neutral tone. **Llama-405b:** Informal, conversational tone.

### 6.3 HOW DO GPT-4V CAPTIONS DIFFER FROM GEMINI CAPTIONS?

Image captioning is one of the most popular use cases for Vision and Language models, but different captioning models often focus on different image properties. To understand these differences, we run VibeCheck on captions generated by GPT-4V (Chen et al., 2023; OpenAI, 2023) and Gemini-1.5-Flash (Reid et al., 2024) on 1000 COCO images. Examining the top 5 vibes found in Table 15, we find that GPT-4V uses more poetic language and structures its captions as a dynamic story, inferring the personality and emotions of the subjects in the image while Gemini sticks to more literal descriptions. The top 10 vibes generated by VibeCheck are able to achieve near perfect **99.13%** model matching accuracy and **89.02%** preference prediction accuracy. Although we compared the captions without the image in this experiment due to cost, the VibeCheck framework can be easily adapted to the multimodal setting.



**Prompt:** Describe the following image.

**GPT-4V:** In the image, a young man is caught in the midst of a daring skateboarding trick on a concrete ledge at a beach. His black t-shirt, adorned with a white logo, contrasts with his black shorts and vibrant red shoes. He is in an impressive pose, balancing on the skateboard with his left foot while his right foot hovers in the air. The skateboard, tilted towards the ground, seems to be defying gravity under his control.

The beach forms a lively backdrop to this scene. People can be seen enjoying their time, adding to the dynamic atmosphere. A red and white striped awning stands out, adding a splash of color to the scene. The image captures a moment of thrill and skill, set against the relaxed ambiance of a beach day.

**Gemini-1.5-Flash:** The image shows a young man skateboarding in a skatepark. He is wearing a black shirt with a white skull on it, black shorts, and red and white sneakers. He is in mid-air, with his skateboard underneath him. The background is a beach, and there are people in the distance. The man is focused on his skateboarding, and he appears to be having fun.

**Creative Writing:** GPT-4V: Contains narrative embellishments and subjective interpretations. Gemini-1.5-Flash: Straightforward reporting without creative embellishments

**Color and Atmosphere Description:** GPT-4V: Emphasizes mood and overall ambiance, including colors and lighting. Gemini-1.5-Flash: Focuses on identifying and detailing objects without describing the ambiance.

**Descriptive Richness:** GPT-4V: Rich, detailed scene description with story element. Gemini-1.5-Flash: Simple, factual description without additional details.

## 7 LIMITATIONS

VibeCheck is the costly to validate, as each judge will have to evaluate each sample in  $D_{validation}$  on each vibe. In order for this to be feasible, our method uses relatively inexpensive models such as GPT-4o-mini, but these judge models are often incorrect in their predictions, as shown in Figure 6. LLM judges also have biases (Zheng et al., 2023), like favoring their own outputs, which may affect the scoring. It can also be hard to disentangle whether a certain vibe directly contributes to human preference/model matching or if there is another confounding variable. For instance, a model may have a vibe of being more detailed but the reason it is preferred is actually because it is more factually correct. Furthermore, the LLM-based vibe discovery process can often to produce similar axes of comparison and may not capture all relevant differences between models. This is particularly problematic when there’s a significant discrepancy in model accuracy, as the discovered vibes may focus primarily on accuracy-related aspects. Lastly, running VibeCheck multiple times can lead to different vibes and different results, making it harder to reproduce findings exactly.

## 8 CONCLUSION

It may seem unconventional to focus on vibes instead of concrete metrics of correctness, but people often rely on the subtle nuances of communication to form their preferences and judgments about LLM outputs. VibeCheck provides a valuable addition to existing metrics for correctness by capturing these qualitative aspects that influence human preference. As the use of LLMs expands, we anticipate an increased focus on evaluating vibes to better align with user preferences. Moreover, this approach can be extended to other modalities, such as audio or visual content, and can be applied to compare any pairwise set of texts, making it a versatile tool for model evaluation. In future work we hope to explore extending this framework to compare a larger number of models along with developing interventions which can use these vibes to improve human preference for given models.

---

## 9 ACKNOWLEDGMENTS

We extend our gratitude to Ruiqi Zhong for introducing the authors to the joys of automated data analysis and his invaluable feedback throughout the project. We thank Ion Stoica for his insightful rants on moving evaluations beyond pure accuracy, as well as his feedback on the manuscript. We are grateful to Wei-Lin Chiang, Evan Frick, Tianle Li, and Issac Ong for co-authoring a blog post on the behaviors of Llama3, which inspired one of the coolest experiments in this paper. We also thank the ensemble of Joey, Jacob, and Anastasios Angelopoulos for patiently explaining regression analysis to Lisa half a dozen times. We also thank Jiahai Feng for reminding Lisa that she could simply evaluate a few vibes per experiment to decrease costs and time - an idea she had remarkably never considered.

Lastly, Lisa personally extends her appreciation to Joey, Jacob, and Trevor for embracing the writing of a paper that unironically uses the word "vibe" several dozen times. This paper has spawned many amusing quotes, such as: "Can we put confidence intervals on vibes?", "What if we call it 'No Numbers Just Vibes', and we replace all numbers with emojis?", and of course "I'm all vibed-out".

## REFERENCES

- AI@Meta. Llama 3 model card. 2024. URL [https://github.com/meta-llama/llama3/blob/main/MODEL\\_CARD.md](https://github.com/meta-llama/llama3/blob/main/MODEL_CARD.md).
- Satanjeev Banerjee and Alon Lavie. METEOR: An automatic metric for MT evaluation with improved correlation with human judgments. In Jade Goldstein, Alon Lavie, Chin-Yew Lin, and Clare Voss (eds.), *Proceedings of the ACL Workshop on Intrinsic and Extrinsic Evaluation Measures for Machine Translation and/or Summarization*, pp. 65–72, Ann Arbor, Michigan, June 2005. Association for Computational Linguistics. URL <https://aclanthology.org/W05-0909>.
- BIG bench authors. Beyond the imitation game: Quantifying and extrapolating the capabilities of language models. *Transactions on Machine Learning Research*, 2023. ISSN 2835-8856. URL <https://openreview.net/forum?id=uyTL5Bvosj>.
- Courtney Byun, Piper Vasicek, and Kevin Seppi. Dispensing with humans in human-computer interaction research. In *Extended Abstracts of the 2023 CHI Conference on Human Factors in Computing Systems*, CHI EA '23, New York, NY, USA, 2023. Association for Computing Machinery. ISBN 9781450394222. doi: 10.1145/3544549.3582749. URL <https://doi.org/10.1145/3544549.3582749>.
- Lin Chen, Jisong Li, Xiaoyi Dong, Pan Zhang, Conghui He, Jiaqi Wang, Feng Zhao, and Dahua Lin. Sharegpt4v: Improving large multi-modal models with better captions. *arXiv preprint arXiv:2311.12793*, 2023.
- Wei-Lin Chiang, Lianmin Zheng, Ying Sheng, Anastasios Nikolas Angelopoulos, Tianle Li, Dacheng Li, Hao Zhang, Banghua Zhu, Michael Jordan, Joseph E. Gonzalez, and Ion Stoica. Chatbot arena: An open platform for evaluating llms by human preference, 2024.
- Mia Chiquier, Utkarsh Mall, and Carl Vondrick. Evolving interpretable visual classifiers with large language models. 2024.
- Yann Dubois, Xuechen Li, Rohan Taori, Tianyi Zhang, Ishaan Gulrajani, Jimmy Ba, Carlos Guestrin, Percy Liang, and Tatsunori B. Hashimoto. AlpacaFarm: A simulation framework for methods that learn from human feedback, 2023.
- Lisa Dunlap, Evan Frick, Tianle Li, Isaac Ong, Joseph E. Gonzalez, and Wei-Lin Chiang. What's up with llama 3? arena data analysis, May 2024a. URL <https://blog.lmarena.ai/blog/2024/llama3/>.
- Lisa Dunlap, Yuhui Zhang, Xiaohan Wang, Ruiqi Zhong, Trevor Darrell, Jacob Steinhardt, Joseph E. Gonzalez, and Serena Yeung-Levy. Describing differences in image sets with natural language. In *Conference on Computer Vision and Pattern Recognition (CVPR)*, 2024b.

- 
- Sebastian Gehrmann, Tosin Adewumi, Karmanya Aggarwal, Pawan Sasanka Ammanamanchi, Anuluwapo Aremu, Antoine Bosselut, Khyathi Raghavi Chandu, Miruna-Adriana Clinciu, Dipanjan Das, Kaustubh Dhole, Wanyu Du, Esin Durmus, Ondřej Dušek, Chris Chinenye Emezue, Varun Gangal, Cristina Garbacea, Tatsunori Hashimoto, Yufang Hou, Yacine Jernite, Harsh Jhamtani, Yangfeng Ji, Shailza Jolly, Mihir Kale, Dhruv Kumar, Faisal Ladhak, Aman Madaan, Mounica Maddela, Khyati Mahajan, Saad Mahamood, Bodhisattwa Prasad Majumder, Pedro Henrique Martins, Angelina McMillan-Major, Simon Mille, Emiel van Miltenburg, Moin Nadeem, Shashi Narayan, Vitaly Nikolaev, Andre Niyongabo Rubungo, Salomey Osei, Ankur Parikh, Laura Perez-Beltrachini, Niranjan Ramesh Rao, Vikas Raunak, Juan Diego Rodriguez, Sashank Santhanam, João Sedoc, Thibault Sellam, Samira Shaikh, Anastasia Shimorina, Marco Antonio Sobrevilla Cabezudo, Hendrik Strobelt, Nishant Subramani, Wei Xu, Diyi Yang, Akhila Yerukola, and Jiawei Zhou. The GEM benchmark: Natural language generation, its evaluation and metrics. In Antoine Bosselut, Esin Durmus, Varun Prashant Gangal, Sebastian Gehrmann, Yacine Jernite, Laura Perez-Beltrachini, Samira Shaikh, and Wei Xu (eds.), *Proceedings of the 1st Workshop on Natural Language Generation, Evaluation, and Metrics (GEM 2021)*, pp. 96–120, Online, August 2021. Association for Computational Linguistics. doi: 10.18653/v1/2021.gem-1.10. URL <https://aclanthology.org/2021.gem-1.10>.
- Google Cloud. Perform automatic side-by-side evaluation, 2024. URL <https://cloud.google.com/vertex-ai/docs/generative-ai/models/side-by-side-eval>.
- Biyang Guo, Xin Zhang, Ziyuan Wang, Minqi Jiang, Jinran Nie, Yuxuan Ding, Jianwei Yue, and Yupeng Wu. How close is chatgpt to human experts? comparison corpus, evaluation, and detection. *arXiv preprint arxiv:2301.07597*, 2023.
- Dan Hendrycks, Collin Burns, Steven Basart, Andy Zou, Mantas Mazeika, Dawn Song, and Jacob Steinhardt. Measuring massive multitask language understanding. *Proceedings of the International Conference on Learning Representations (ICLR)*, 2021a.
- Dan Hendrycks, Collin Burns, Saurav Kadavath, Akul Arora, Steven Basart, Eric Tang, Dawn Song, and Jacob Steinhardt. Measuring mathematical problem solving with the math dataset. *arXiv preprint arXiv:2103.03874*, 2021b. URL <https://doi.org/10.48550/arXiv.2103.03874>.
- Dan Hendrycks, Collin Burns, Saurav Kadavath, Akul Arora, Steven Basart, Eric Tang, Dawn Song, and Jacob Steinhardt. Measuring mathematical problem solving with the math dataset. *NeurIPS*, 2021c.
- Karl Moritz Hermann, Tomáš Kociský, Edward Grefenstette, Lasse Espeholt, Will Kay, Mustafa Suleyman, and Phil Blunsom. Teaching machines to read and comprehend. In *NIPS*, pp. 1693–1701, 2015.
- Cohere Inc. Command-r and command-r+ models. <https://huggingface.co/CohereForAI/c4ai-command-r-v01>, 2023. Accessed: 2024-10-02.
- Minsuk Kahng, Ian Tenney, Mahima Pushkarna, Michael Xieyang Liu, James Wexler, Emily Reif, Krystal Kallarackal, Minsuk Chang, Michael Terry, and Lucas Dixon. Llm comparator: Visual analytics for side-by-side evaluation of large language models. *ArXiv*, abs/2402.10524, 2024. URL <https://api.semanticscholar.org/CorpusID:267740498>.
- Douwe Kiela, Max Bartolo, Yixin Nie, Divyansh Kaushik, Atticus Geiger, Zhengxuan Wu, Bertie Vidgen, Grusha Prasad, Amanpreet Singh, Pratik Ringshia, Zhiyi Ma, Tristan Thrush, Sebastian Riedel, Zeerak Waseem, Pontus Stenetorp, Robin Jia, Mohit Bansal, Christopher Potts, and Adina Williams. Dynabench: Rethinking benchmarking in nlp. *NAACL*, 2021.
- Margaret Li, Jason Weston, and Stephen Roller. Acute-eval: Improved dialogue evaluation with optimized questions and multi-turn comparisons, 2019. URL <https://arxiv.org/abs/1909.03087>.
- Xuechen Li, Tianyi Zhang, Yann Dubois, Rohan Taori, Ishaan Gulrajani, Carlos Guestrin, Percy Liang, and Tatsunori B. Hashimoto. AlpacaEval: An automatic evaluator of instruction-following models. [https://github.com/tatsu-lab/alpaca\\_eval](https://github.com/tatsu-lab/alpaca_eval), 2023.

- 
- Percy Liang, Rishi Bommasani, Tony Lee, Dimitris Tsipras, Dilara Soylu, Michihiro Yasunaga, Yan Zhang, Deepak Narayanan, Yuhuai Wu, Ananya Kumar, Benjamin Newman, Binhang Yuan, Bobby Yan, Ce Zhang, Christian Cosgrove, Christopher D. Manning, Christopher Ré, Diana Acosta-Navas, Drew A. Hudson, Eric Zelikman, Esin Durmus, Faisal Ladhak, Frieda Rong, Hongyu Ren, Huaxiu Yao, Jue Wang, Keshav Santhanam, Laurel Orr, Lucia Zheng, Mert Yuksekgonul, Mirac Suzgum, Nathan Kim, Neel Guha, Niladri Chatterji, Omar Khattab, Peter Henderson, Qian Huang, Ryan Chi, Sang Michael Xie, Shibani Santurkar, Surya Ganguli, Tatsunori Hashimoto, Thomas Icard, Tianyi Zhang, Vishrav Chaudhary, William Wang, Xuechen Li, Yifan Mai, Yuhui Zhang, and Yuta Koreeda. Holistic evaluation of language models. *Transactions on Machine Learning Research*, 08 2023.
- Chin-Yew Lin. ROUGE: A package for automatic evaluation of summaries. In *Text Summarization Branches Out*, pp. 74–81, Barcelona, Spain, July 2004. Association for Computational Linguistics. URL <https://aclanthology.org/W04-1013>.
- Adian Liusie, Potsawee Manakul, and Mark J. F. Gales. Llm comparative assessment: Zero-shot nlg evaluation through pairwise comparisons using large language models. *EACL*, 2024.
- Shikib Mehri and Maxine Eskenazi. Unsupervised evaluation of interactive dialog with DialoGPT. In Olivier Pietquin, Smaranda Muresan, Vivian Chen, Casey Kennington, David Vandyke, Nina Dethlefs, Koji Inoue, Erik Ekstedt, and Stefan Ultes (eds.), *Proceedings of the 21th Annual Meeting of the Special Interest Group on Discourse and Dialogue*, pp. 225–235, 1st virtual meeting, July 2020a. Association for Computational Linguistics. doi: 10.18653/v1/2020.sigdial-1.28. URL <https://aclanthology.org/2020.sigdial-1.28>.
- Shikib Mehri and Maxine Eskenazi. USR: An unsupervised and reference free evaluation metric for dialog generation. In Dan Jurafsky, Joyce Chai, Natalie Schluter, and Joel Tetreault (eds.), *Proceedings of the 58th Annual Meeting of the Association for Computational Linguistics*, pp. 681–707, Online, July 2020b. Association for Computational Linguistics. doi: 10.18653/v1/2020.acl-main.64. URL <https://aclanthology.org/2020.acl-main.64>.
- OpenAI. Gpt-4 technical report, 2023.
- OpenAI. Hello gpt-4o. <https://openai.com/index/hello-gpt-4o/>, 2024. (Accessed on 06/05/2024).
- Piotr Padlewski, Max Bain, Matthew Henderson, Zhongkai Zhu, Nishant Relan, Hai Pham, Donovan Ong, Kaloyan Aleksiev, Aitor Ormazabal, Samuel Phua, Ethan Yeo, Eugenie Lamprecht, Qi Liu, Yuqi Wang, Eric Chen, Deyu Fu, Lei Li, Che Zheng, Cyprien de Masson d’Autume, Dani Yogatama, Mikel Artetxe, and Yi Tay. Vibe-eval: A hard evaluation suite for measuring progress of multimodal language models, 2024.
- Bo Pang, Erik Nijkamp, Wenjuan Han, Linqi Zhou, Yixian Liu, and Kewei Tu. Towards holistic and automatic evaluation of open-domain dialogue generation. In *Proceedings of the 58th Annual Meeting of the Association for Computational Linguistics*, pp. 3619–3629, Online, 2020. Association for Computational Linguistics.
- Kishore Papineni, Salim Roukos, Todd Ward, and Wei-Jing Zhu. Bleu: a method for automatic evaluation of machine translation. In *Proceedings of the 40th Annual Meeting of the Association for Computational Linguistics*, pp. 311–318, Philadelphia, Pennsylvania, USA, 2002. Association for Computational Linguistics.
- ChaeHun Park, Minseok Choi, Dohyun Lee, and Jaegul Choo. Paireval: Open-domain dialogue evaluation with pairwise comparison. *arXiv preprint arXiv:2404.01015*, 2024.
- Machel Reid, Nikolay Savinov, Denis Teplyashin, Dmitry Lepikhin, Timothy Lillicrap, Jean-baptiste Alayrac, Radu Soricut, Angeliki Lazaridou, Orhan Firat, Julian Schrittwieser, et al. Gemini 1.5: Unlocking multimodal understanding across millions of tokens of context. *arXiv preprint arXiv:2403.05530*, 2024.
- John Schulman, Barret Zoph, Christina Kim, Jacob Hilton, Jacob Menick, Jiayi Weng, Juan Felipe Ceron Uribe, Liam Fedus, Luke Metz, Michael Pokorny, et al. Chatgpt: Optimizing language models for dialogue. *OpenAI blog*, 2022.

- 
- Thibault Sellam, Dipanjan Das, and Ankur P Parikh. Bleurt: Learning robust metrics for text generation. In *Proceedings of ACL*, 2020. URL <https://arxiv.org/abs/2004.04696>.
- Shaden Smith, Mostofa Patwary, Brandon Norick, Patrick LeGresley, Samyam Rajbhandari, Jared Casper, Zhun Liu, Shrimai Prabhunoye, George Zerveas, Vijay Korthikanti, Elton Zheng, Rewon Child, Reza Yazdani Aminabadi, Julie Bernauer, Xia Song, Mohammad Shoeybi, Yuxiong He, Michael Houston, Saurabh Tiwary, and Bryan Catanzaro. Using deepspeed and megatron to train megatron-turing NLG 530b, A large-scale generative language model. *CoRR*, abs/2201.11990, 2022. URL <https://arxiv.org/abs/2201.11990>.
- Maya Grace Torii, Takahito Murakami, and Yoichi Ochiai. Expanding horizons in hci research through llm-driven qualitative analysis, 2024.
- Pat Verga, Sebastian Hofstatter, Sophia Althammer, Yixuan Su, Aleksandra Piktus, Arkady Arkhangorodsky, Minjie Xu, Naomi White, and Patrick Lewis. Replacing judges with juries: Evaluating llm generations with a panel of diverse models, 2024.
- Alex Wang, Yada Pruksachatkun, Nikita Nangia, Amanpreet Singh, Julian Michael, Felix Hill, Omer Levy, and Samuel R. Bowman. SuperGLUE: A stickier benchmark for general-purpose language understanding systems. *arXiv preprint 1905.00537*, 2019a.
- Alex Wang, Amanpreet Singh, Julian Michael, Felix Hill, Omer Levy, and Samuel R. Bowman. GLUE: A multi-task benchmark and analysis platform for natural language understanding. 2019b. In the Proceedings of ICLR.
- Yian Zhang, Yifan Mai, Josselin Somerville Roberts, Rishi Bommasani, Yann Dubois, and Percy Liang. Helm instruct: A multidimensional instruction following evaluation framework with absolute ratings, February 2024. URL <https://crfm.stanford.edu/2024/02/18/helm-instruct.html>.
- Lianmin Zheng, Wei-Lin Chiang, Ying Sheng, Siyuan Zhuang, Zhanghao Wu, Yonghao Zhuang, Zi Lin, Zhuohan Li, Dacheng Li, Eric P. Xing, Hao Zhang, Joseph E. Gonzalez, and Ion Stoica. Judging llm-as-a-judge with mt-bench and chatbot arena. *NeurIPS*, 2023.
- Ruiqi Zhong, Charlie Snell, Dan Klein, and Jacob Steinhardt. Describing differences between text distributions with natural language. In *ICML*, 2022.
- Ruiqi Zhong, Peter Zhang, Steve Li, Jinwoo Ahn, Dan Klein, and Jacob Steinhardt. Goal driven discovery of distributional differences via language descriptions. *arXiv preprint arXiv:2302.14233*, 2023.

## A EXPERIMENTAL DETAILS & DATASET STATISTICS

Dataset	# Train	# Test
Human VS ChatGPT	250	250
Chatbot Arena - All	839	839
Chatbot Arena - STEM	346	347
Chatbot Arena - Writing	278	277
CNN/DailyMail	444	346
MATH	218	218
COCO w/ ShareGPT-4V Captions	323	346

Table 4: **Dataset Statistics**

Dataset	Model A	Model B	Model A Win Rate
Human VS ChatGPT	Humans	GPT-3.5	-
Chatbot Arena - All	Llama3-70b-Instruct	GPT-4 + Claude-3-Opus	50%
Chatbot Arena - STEM	Llama3-70b-Instruct	GPT-4 + Claude-3-Opus	44%
Chatbot Arena - Writing	Llama3-70b-Instruct	GPT-4 + Claude-3-Opus	57%
CNN/DailyMail	Cohere Command X	TNLGv2	71.12%
MATH	GPT-4o	Llama3-405b	76%
COCO w/ ShareGPT-4V Captions	GPT-4V	Gemini-1.5-Flash	80%

Table 5: **Model Win Rates**

Dataset	<i>d</i>	<i>batch</i>	<i>num_eval_vibes</i>	<i>num_final_vibes</i>	<i>iterations</i>
Human VS ChatGPT	40	5	10	10	3
Chatbot Arena - All	20	5	10	10	3
Chatbot Arena - STEM	20	5	10	10	3
Chatbot Arena - Writing	20	5	10	10	3
CNN/DailyMail	20	2	10	10	3
MATH	20	5	10	10	1
COCO	20	5	10	10	1

Table 6: **VibeCheck Hyperparameters**

*num\_eval\_vibes* = number of vibes to validate at every iteration

*d* = number of prompt output triples to use in each iteration of the vibe discovery phase

*batch* = number of triples to feed into the prompt of the discovery LLM at once.

*iterations* = number of vibe iterations to perform

*num\_final\_vibes* = number of vibes to evaluate at the end of all the iterations. This can be set to false, in which case all the vibes collected in the iteration

We take the 1000 captions generated by GPT-4V from the ShareGPT-4V dataset [Chen et al. \(2023\)](#) and generate captions for the same images using the same captioning prompt using Gemini-1.5-Flash.

## B GOLD STANDARD LABELS

Below are the exact descriptions of key differences found by human evaluators in the HC3 dataset:

### Distinctive Patterns of ChatGPT

- 
- (a) **ChatGPT writes in an organized manner, with clear logic.** Without loss of generality, ChatGPT loves to define the core concept in the question. Then it will give detailed answers step-by-step and offer a summary at the end, following the deduction and summary structure.
  - (b) **ChatGPT tends to offer a long and detailed answer.** This is a direct product of Reinforcement Learning with Human Feedback (RLHF) and partly related to the pattern in (a) unless you specify a concise prompt such as “Explain it to me in one sentence.”
  - (c) **ChatGPT shows less bias and harmful information.** ChatGPT is neutral on sensitive topics, barely showing any attitude towards the realm of politics or discriminatory toxic conversations.
  - (d) **ChatGPT refuses to answer questions outside its knowledge.** For example, ChatGPT cannot respond to queries that require information after its knowledge cutoff in September 2021. Sometimes ChatGPT also refuses to answer if it believes it does not have sufficient information. This is partly due to RLHF’s ability to automatically determine what is within the model’s knowledge and what is not.
  - (e) **ChatGPT may fabricate facts.** When answering a question that requires professional knowledge from a specific field, ChatGPT may fabricate facts to give an answer, though improvements in its truthfulness have been noted in more recent iterations. For example, in legal questions, ChatGPT may invent some non-existent legal provisions to answer the question. This phenomenon warns us to be extra careful when using ChatGPT for professional consultations.

### Major Differences between Human and ChatGPT Responses

- (a) **ChatGPT’s responses are strictly focused on the given question, whereas humans’ are divergent and easily shift to other topics.** In terms of richness of content, humans are more divergent in different aspects, while ChatGPT prefers focusing on the question itself. Humans can interpret the hidden meaning under the question based on their common sense and knowledge, whereas ChatGPT relies on the literal words of the question.
- (b) **ChatGPT provides objective answers, while humans prefer subjective expressions.** Generally, ChatGPT generates safer, more balanced, neutral, and informative texts compared to humans. As a result, ChatGPT is excellent at interpreting terminology and concepts. On the other hand, human answers are more specific and include detailed citations from sources like legal provisions, books, and papers, especially when providing suggestions for medical, legal, and technical problems.
- (c) **ChatGPT’s answers are typically formal, while humans’ are more colloquial.** Humans tend to be more succinct and full of oral abbreviations and slang such as “LOL,” “TL;DR,” “GOAT,” etc. Humans also love to apply humor, irony, metaphors, and examples, whereas ChatGPT never uses antiphrasis. Additionally, human communication often includes the “Internet meme” as a way to express themselves in a specific and vivid way.
- (d) **ChatGPT expresses less emotion in its responses, while humans use punctuation and grammar features in context to convey their feelings.** Humans use multiple exclamation marks (!), question marks (?), ellipses (...) to express their emotions, and various brackets to explain things (‘(’, ‘)’, ‘[’, ‘]’). ChatGPT, by contrast, likes to use conjunctions and adverbs to convey a logical flow of thought, such as “In general,” “On the other hand,” “Firstly,” “Secondly,” “Finally,” and so on.

## C GENERATING PRESET VIBES

We generate our list of 10 preset vibes by prompting GPT-4o with the following:

### Preset Vibe Generation Prompt

I am a machine learning researcher trying to figure out the major differences between the behavior of different large language models. Can you list common ways in which two language models can differ in their outputs?

Please output a list differences between these sets of outputs with relation to specific axes of variation. Try to give axes that a human could easily interpret and they could understand what it means to be higher or lower on that specific axis. Please ensure that the concepts used to explain what is high and low on the axis are distinct and mutually exclusive such that given any tuple of text outputs, a human could easily and reliably determine which model is higher or lower on that axis.

The format should be

- {axis 1}: {difference}
- {axis 2}: {difference}

Please output differences which have a possibility of showing up in future unseen data and which would be useful for a human to know about when deciding with LLM to use. For each axis, define clearly and succinctly what constitutes a high or low score, ensuring these definitions are mutually exclusive. Please give 10 differences

## D ADDITIONAL VIBECHECK DETAILS

### D.1 VIBE DISCOVERY

Below is the user prompt we use for vibe discovery.

#### Vibe Discovery Prompt

The following are the results of asking a set language models to generate an answer for the same questions:

[PROMPT] [OUTPUT 1] [OUTPUT 2]

I am a machine learning researcher trying to figure out the major differences between these two LLM outputs so I can better compare the behavior of these models. Are there any variations you notice in the outputs?

Please output a list differences between these sets of outputs with relation to specific axes of variation. Try to give axes that a human could easily interpret and they could understand what it means to be higher or lower on that specific axis. Please ensure that the concepts used to explain what is high and low on the axis are distinct and mutually exclusive such that given any tuple of text outputs, a human could easily and reliably determine which model is higher or lower on that axis.

The format should be: {{axis}}: Low: {{low description}}; High: {{high description}}

**Vibe Summarization.** To summarize the set of vibes found in the vibe discovery process, We cluster the axes using agglomerative clustering on the embeddings of the axes generated by the 'hkunlp/instructor-xl' model, and prompt GPT-4o to reduce this set by removing any vibes which are similar. After this stage we are left with a set of less than 20 vibes which we use to score the outputs of each model.

### Vibe Reduction Prompt

Below is a list of axes with a description of what makes a piece of text low or high on this axis. Are there any axes that have similar meanings based off their low and high descriptions? Are there any sets of axes that would convey the same information to a user (e.g. level of detail)? Could any of the low and high descriptions be simplified to make them easier to understand? Please remove any axes with roughly the same meaning and simplify the descriptions of what makes a piece of text low or high on this axis. Please ensure that the descriptions of what makes a piece of text low or high on this axis are distinct, useful, and mutually exclusive. Given any piece of text, a human should be able to easily and reliably determine if this text falls high or low on each axis. Here is the list of axes: {axes}

Please return the simplified list of axes and the descriptions of what makes a piece of text low or high on this axis. These axes should contain only one concept and should be human interpretable. Some examples of bad axes include:

- "Configuration Clarity: High: Clearly defined structure and purpose. Low: Vaguely defined, minimal purpose." -> This axes is bad because it is not clear what a clearly defined purpose means nor what a vaguely defined purpose means.
- "Language and Communication: High: Varied/precise, complex structure. Low: Straightforward, simple or general language." -> This axes is bad because it combines multiple concepts into one axis.
- "Content Quality: High: High quality, engaging, informative. Low: Low quality, unengaging, uninformative." -> This axes is bad because it is not clear what high quality means nor what low quality means.

Some examples of good axes include:

- "Complexity: High: Complex, multi-layered, intricate. Low: Simple, straightforward, easy to understand."
- "Efficiency (coding): High: Code optimized for runtime, minimal memory usage. Low: Code inefficient, high memory usage."

Some examples of axes which should be combined include:

- "Emotional Tone: High: Contains emotionally charged language. Low: Maintains a neutral tone." and "Empathy: High: Shows empathy. Low: Only factual answers without empathy." are redundant because they both measure the emotional content of the text. If two similar axes are found, keep the one that is more informative or more specific.

Please maintain the format of the original axes and return a list like [{"axis name}: High: {high description} Low: {low description}", ...]. I should be able to parse this output into a string using `ast.literal_eval`. If the original list does not contain any redundant axes, please return the original list.

If the number of vibes after the first reduction step is  $> K$ , we prompt GPT-4o to reduce the set further with the final reducer prompt.

### Final Vibe Reducer Prompt

Below is a list of axes with a description of what makes a piece of text low or high on this axis. I would like to summarize this list to at most number representative axes.

Here is the list of axes: [VIBES]

These axes should contain only one concept and should be human interpretable. Some examples of bad axes include:

- "Configuration Clarity: High: Clearly defined structure and purpose. Low: Vaguely defined, minimal purpose." -> This axis is bad because it is not clear what a clearly defined purpose means nor what a vaguely defined purpose means.
  - "Language and Communication: High: Varied/precise, complex structure. Low: Straightforward, simple or general language." -> This axis is bad because it combines multiple concepts into one axis.
  - "Content Quality: High: High quality, engaging, informative. Low: Low quality, unengaging, uninformative." -> This axis is bad because it is not clear what high quality means nor what low quality means.
- Some examples of good axes include:
- "Complexity: High: Complex, multi-layered, intricate. Low: Simple, straightforward, easy to understand."
  - "Efficiency (coding): High: Code optimized for runtime, minimal memory usage. Low: Code inefficient, high memory usage."

Some examples of axes which should be combined include:

- "Emotional Tone: High: Contains emotionally charged language. Low: Maintains a neutral tone." and "Empathy: High: Shows empathy. Low: Only factual answers without empathy." are redundant because they both measure the emotional content of the text. If two similar axes are found, keep the one that is more informative or more specific.
- Please return the simplified list of  $\leq K$  axes with any redundant axes removed and the descriptions of what makes a piece of text low or high on this axis simplified. Are there any axes which convey roughly the same information? Are there any axes where almost all samples which score highly on one axis would also score highly on the other?

Please maintain the format of the original axes and return a numbered list. Each element should be structured as follows: "{axis name}: High: {high description} Low: {low description}"

## D.2 VIBE VALIDATION

### Prompt for ranker judge

I want to compare the outputs of two language models (A and B) for the same prompt. I would like you to evaluate where each output falls on the following axis: [VIBE].

If you had to choose which output is higher on the axis, which would you choose? Here is the prompt and the outputs of A and B respectively:

[PROMPT][OUTPUT A][OUTPUT B]

Please respond with which model you think is higher on the axis and explain your reasoning. If this axis does not apply to these examples or these outputs are roughly equal on this axis, return "N/A".

### D.3 VIBE ITERATION

At iteration step  $t$ , we are left with  $k$  distinct vibes which are well-defined and differentiating along with their scores  $\nu_{1:k}(p, o_A, o_B)$ . Using these scores, we train a LR model to predict LLM identity (i.e. "Is the response shown first LLM A or LLM B?") and get the predictions on our entire set  $D$ . Assuming we have not hit the max iteration steps set by the user, we iterate if the number of samples misclassified by the model matching predictor is greater than the number of prompts to perform discovery on ( $d$ ). In iteration step  $t + 1$ , we take these misclassified prompt output triples in batches of size *batch* along with the current set of vibes  $\nu_1, \dots, \nu_k$  and prompt the LLM to generate new differences between outputs what are not represented in the current vibes. These vibes are then reduced using the same procedure as the vibe discovery process. In practice we found that often some of the reduced vibes from the discovery phase at  $t + 1$  were redundant with an existing axis, so we perform one more deduplication step using the prompt below.

#### Vibe Discovery Iteration step

Given a new set of responses, your task is to expand on the set of axes which have been previously identified by finding other clear differences between the responses that are not captured by the existing axes. The expanded axes should be any differences between responses that are not clearly captured by the existing axes. Be as exhaustive as possible in listing differences on as many different axes as you can think of, and be specific about what constitutes high and low on each axis.

Your axis should be interpretable: a human should easily and reliably determine which response is higher, lower, or even on this axis when given a new set of responses. Please do not make your axes too broad and list as many axes as you can think of that are not covered by the existing axes. Most of these new axes should be either completely different from the existing axes or should highlight a more finegrained difference which an existing axis might broadly cover. For instance, if an existing axis is "Enthusiasm: High: enthusiastic, Low: unenthusiastic", a new axis might be "Use of Exclamation Points", or if an existing axis is "Cultural Context: High: culturally relevant, Low: culturally irrelevant", a new axis might be "Use of Slang". ", a new axis might be "Use of Exclamation Points", or if an existing axis is "Context", a new axis might be "".

Please think through the axes carefully and make sure they are clear, concise, and do not overlap with each other or the existing axes. Do not include any of the existing axes in your response. Your output should be in this format:

New Axes:

- axis 1:

High: description of high

Low: description of low

- axis 2:

High: description of high

Low: description of low

Do not include any other information in your response.

#### Vibe deduplication in iteration step $t + 1$

Here is a list of axes on which two strings may vary. Each axis has a description of what makes a string high or low on that axis.

[EXISTING AXES]

[NEW AXES]

It is likely that several of these axes measure similar things. Your task is to remove any redundant axes. Think about if a user would gain any new information from seeing both axes. For example, "Emotional Tone: High: Contains emotionally charged language. Low: Maintains a neutral tone." and "Empathy: High: Shows empathy. Low: Only factual answers without empathy." are redundant because they both measure the emotional content of the text. If two similar axes are found, keep the one that is more informative.

Output the reduced list of axes, separated by a newline. All of the axes should maintain the same format they have in the list of {axis}:  
High: {high} Low: {low}

#### D.4 GENERATING PREFERENCE LABELS

##### prompt for generating preference labels

Please act as an impartial judge and evaluate the quality of the responses provided by two AI assistants (A and B) to the user question displayed below. You should choose the assistant that follows the user's instructions and answers the user's question better. Your evaluation should consider factors such as the helpfulness, relevance, accuracy, depth, creativity, and level of detail of their responses. Begin your evaluation by comparing the two responses and provide a short explanation. Avoid any position biases and ensure that the order in which the responses were presented does not influence your decision. Do not allow the length of the responses to influence your evaluation. Do not favor certain names of the assistants. Be as objective as possible.

Here is the prompt and the outputs of A and B respectively:

[PROMPT][OUTPUT A][OUTPUT B]

Please respond with the model which contains a higher quality response. Based on your analysis, please explain your reasoning before assigning a score. Use the following format for your response:

Analysis: {reasoning}

Model: {A, B, tie}

## E MORE EXAMPLES

**Prompt:** what happens to olympic medals when athletes are caught doping after the event?

**Llama-3-70b:** When an athlete is caught doping after an Olympic event, the International Olympic Committee (IOC) has a process in place to deal with the situation. Here's what typically happens:

1. **\*\*Investigation and Testing\*\*:** The IOC, in collaboration with the World Anti-Doping Agency (WADA) and the International Federation (IF) of the sport involved, conducts an investigation and testing to confirm the doping violation.
2. **\*\*Disqualification and Medal Reallocation\*\*:** If the doping violation is confirmed, the IOC disqualifies the athlete from the event and strips them of their medal. The IOC then reallocates the medals to the next eligible athletes in the competition.
3. **\*\*Return of Medal\*\*:** The disqualified athlete is required to return their medal to the IOC. If the athlete fails to return the medal, the IOC may take further action, including seeking legal recourse.
4. **\*\*Re-allocation Ceremony\*\*:** In some cases, a new medal ceremony may be held to award the medal to the new recipient(s).
5. **\*\*Record Correction\*\*:** The IOC updates the official Olympic records and results to reflect the changes.

Some notable examples:

- \* **\*\*Lance Armstrong (Cycling, 2000)\*\*:** Stripped of his bronze medal in the individual time trial after admitting to doping.
- \* **\*\*Marion Jones (Track and Field, 2000)\*\*:** Returned her three gold medals and two bronze medals after admitting to doping.
- \* **\*\*Russian Olympic Team (2014 Sochi Winter Olympics)\*\*:** Multiple athletes were disqualified and stripped of their medals due to a state-sponsored doping program.

It's worth noting that the IOC has a statute of limitations for doping violations, which is currently set at 10 years from the date of the Olympic Games. This means that if a doping violation is discovered after the 10-year period, the IOC may not be able to take action to strip the athlete of their medal.

The IOC's anti-doping efforts aim to protect the integrity of the Olympic Games and ensure a level playing field for all athletes.

**Claude-3-Opus:** When athletes are caught doping and disqualified after an Olympic event, the following typically happens to their medals:

1. The disqualified athlete must return their medal to the International Olympic Committee (IOC).
2. The IOC then reallocates the medals to the next eligible athletes based on the updated results.
3. The athletes who originally finished behind the disqualified competitor are awarded the appropriate medals.
  - If the athlete who is disqualified won gold, the silver medalist is upgraded to gold, the bronze medalist is upgraded to silver, and the fourth-place finisher receives the bronze medal.
  - If the disqualified athlete won silver or bronze, the medals are reallocated accordingly to the next finishers in the event.
4. In some cases, medal ceremonies are conducted to present the new medals to the rightful winners.

It's important to note that the process of disqualification, medal reallocation, and subsequent ceremonies can sometimes take years, depending on the timing of the doping revelation and the completion of legal proceedings or appeals.

**Examples:** Llama-3-70b: Broad range of detailed examples. Claude-3-Opus: Fewer and less detailed examples.

**Typographic Emphasis:** Llama-3-70b: Uses typographic emphasis like bold or italics to highlight key points. Claude-3-Opus: Minimal use of typographic emphasis, letting the text stand alone.

**Depth of Analysis:** Llama-3-70b: Detailed and in-depth analysis with numerous distinct points. Claude-3-Opus: Concise analysis with fewer, general points.

Figure 4: Example on Chatbot Arena [Overall]

## F FURTHER RELATED WORKS

**Automatic metrics for benchmark evaluations.** The number of benchmarks in the NLP community has exploded in recent years, with a wealth of work on providing a more holistic evaluation of language models beyond just accuracy. Several works [Pang et al. \(2020\)](#); [Banerjee & Lavie \(2005\)](#); [Sellam et al. \(2020\)](#), aim to improve on automatic metrics like BLEU [Papineni et al. \(2002\)](#) and ROUGE [Lin \(2004\)](#) scores to better measure how well a models output aligns with the ground truth by incorporating more nuanced evaluation criteria like factual accuracy, fluency, and conciseness. Similarly, efforts have been made [Liang et al. \(2023\)](#) to standardize model evaluation by evaluating models on many of these metrics.

## G LIMITATIONS

**Prompt:** The following equation describes a parabola. If "a" is negative, which way does the parabola open?  $x = ay^2$

**Llama:** A nice simple question! ... The correct answer is down. **GPT:** If  $\backslash(a)$  is negative, the parabola opens to the left.

**Technical Accuracy and Terminology:** Factually correct, precise terminology → Factual inaccuracies, vague terminology.  
**Ranker Decision:** LLama **Correct Answer:** Left (GPT's answer)

Figure 6: Weaknesses in the mathematical abilities of the LLM judge (GPT-4o-mini).

**Prompt:** Is Iranian supreme leader irl Dr. Evil ?

**Llama-3-70b:** What a delightful question!

While Iranian Supreme Leader Ali Khamenei may be a controversial figure, I'm afraid he's not quite the same as Dr. Evil, the fictional villain from the Austin Powers movie series.

Here are a few reasons why:

1. **\*\*No cat-stroking\*\*:** Unlike Dr. Evil, Khamenei hasn't been known to stroke a cat menacingly while plotting world domination. He's a religious and political leader, not a Bond villain.
2. **\*\*No outlandish schemes\*\*:** While Khamenei has been involved in various political and military conflicts, there's no evidence of him concocting absurd plans like Dr. Evil's moon-based laser beam or sharks with frickin' laser beams attached to their heads.
3. **\*\*No comically exaggerated persona\*\*:** Khamenei is a serious political figure, not a caricatured villain with a penchant for dramatic entrances, over-the-top monologues, or outrageous fashion sense.
4. **\*\*No global domination ambitions\*\*:** While Iran's supreme leader may have regional and ideological ambitions, there's no indication he seeks to take over the world or hold it for ransom (unlike Dr. Evil's constant threats to destroy the world unless his demands are met).

In all seriousness, Ali Khamenei is a complex figure with a significant impact on Iranian politics and international relations. While his views and actions have been widely criticized, it's essential to approach discussions about him with nuance and respect for the complexity of the issues involved.

So, while Khamenei may not be Dr. Evil, I do hope this response has brought a smile to your face!

**GPT-4:** No, it would be inaccurate and inappropriate to equate Iran's Supreme Leader with a fictional villain like Dr. Evil from the Austin Powers movies. While Iran's government and leaders are controversial and face significant criticism internationally, making glib comparisons to over-the-top comedic characters trivializes the real-world complexities and sensitivities around this topic.

Iran's Supreme Leader is a religious and political position currently held by Ali Khamenei. The role wields significant power in Iran's theocratic system. There are many valid concerns and debates regarding Iran's human rights record, nuclear program, regional influence and tensions with other countries. However, these issues deserve to be discussed seriously with factual information, not facile pop culture references.

Whenever discussing foreign leaders and governments, especially those that are viewed negatively by many, it's important to be thoughtful and avoid hyperbole or caricature. Even when we disagree with a regime, we should strive to understand the historical context and represent the facts as objectively as possible. Demonizing others, even those we oppose, rarely leads to greater understanding or positive change.

**Ethical Considerations:** Llama-3-70b: Provides factual information without commenting on ethics.

Claude-3-Opus: Offers ethical consideration in its responses.

**Typographic Emphasis:** Llama-3-70b: Uses typographic emphasis like bold or italics to highlight key points.

Claude-3-Opus: Minimal use of typographic emphasis, letting the text stand alone.

**Depth of Analysis:** Llama-3-70b: Detailed and in-depth analysis with numerous distinct points.

Claude-3-Opus: Concise analysis with fewer, general points.

Figure 5: Example on Chatbot Arena [Overall]

**Prompt:** Is European Thyroid Journal only open access or mixed open access and subscription?

**Llama:** ...the European Thyroid Journal (ETJ) is a hybrid open-access journal, which means it offers both open-access and subscription-based models.

**GPT:** As of my last update in 2023, the European Thyroid Journal operates under an Open Access model.

**Vibe:** Technical Accuracy and Terminology: High: Factually correct with precise terminology. Low: Factual inaccuracies and vague terminology.

Figure 7: The answer to certain questions changes depending on the following parameters:

- (1) When was the question asked?
- (2) What is the knowledge cutoff of Model A and Model B?
- (3) What is the knowledge cutoff of the LLM ranker ensemble?

These types of questions lead to unreliable ranker evaluations and reduced inter-annotator agreement.

## H VIBES FROM EACH APPLICATION

### H.1 PRESET VIBE TABLES

Vibe (low -> high)	Sep Score [-0.1,0.3]	PP Coef [-0.3,0.7]	Cohen
<b>Assertiveness.</b> Uses tentative or uncertain language. -> Uses definitive, confident statements.			0.49
<b>Conciseness.</b> Uses verbose language and excessive details. -> Uses minimal words to convey a point clearly.			0.40
<b>Creativity and Originality.</b> Sticks to standard, predictable answers. -> Provides responses with novel ideas or imaginative scenarios.			0.51
<b>Detail and Elaboration.</b> Gives brief or shallow responses. -> Provides thorough, nuanced, and expansive information.			0.60
<b>Emotional Tone.</b> Remains neutral or detached. -> Infuses responses with expressive emotion, making the tone enthusiastic or empathetic.			0.53
<b>Engagement.</b> Presents information passively. -> Actively engages the reader using rhetorical questions or interactive phrasing.			0.48
<b>Explicitness.</b> Uses vague or implicit language. -> States things directly and unambiguously.			0.43
<b>Formalness.</b> Uses casual, conversational, or informal language. -> Uses formal and sophisticated vocabulary and sentence structure.			0.50
<b>Humor and Playfulness.</b> Responds in a straightforward and serious manner. -> Uses humor, playful language, or wordplay to make the response engaging.			0.64
<b>Logical Rigor.</b> Provides conclusions without thorough justification. -> Constructs well-supported arguments with clear reasoning.			0.48

Figure 8: Preset Vibes on Chatbot Arena[Overall]





















Vibe (low -> high)	Sep Score [-0.2,0.2]	PP Coef [-0.6,0.8]	Cohen
<b>Assertiveness.</b> Uses tentative or uncertain language. -> Uses definitive, confident statements.			0.34
<b>Conciseness.</b> Uses verbose language and excessive details. -> Uses minimal words to convey a point clearly.			0.34
<b>Creativity and Originality.</b> Sticks to standard, predictable answers. -> Provides responses with novel ideas or imaginative scenarios.			0.47
<b>Detail and Elaboration.</b> Gives brief or shallow responses. -> Provides thorough, nuanced, and expansive information.			0.62
<b>Emotional Tone.</b> Remains neutral or detached. -> Infuses responses with expressive emotion, making the tone enthusiastic or empathetic.			0.45
<b>Engagement.</b> Presents information passively. -> Actively engages the reader using rhetorical questions or interactive phrasing.			0.35
<b>Explicitness.</b> Uses vague or implicit language. -> States things directly and unambiguously.			0.36
<b>Formalness.</b> Uses casual, conversational, or informal language. -> Uses formal and sophisticated vocabulary and sentence structure.			0.56
<b>Humor and Playfulness.</b> Responds in a straightforward and serious manner. -> Uses humor, playful language, or wordplay to make the response engaging.			0.59
<b>Logical Rigor.</b> Provides conclusions without thorough justification. -> Constructs well-supported arguments with clear reasoning.			0.45

Figure 9: Preset Vibes on Chatbot Arena[STEM]





















Vibe (low -> high)	Sep Score [-0.1,0.4]	PP Coef [-0.5,0.6]	Cohen
<b>Assertiveness.</b> Uses tentative or uncertain language. -> Uses definitive, confident statements.			0.56
<b>Conciseness.</b> Uses verbose language and excessive details. -> Uses minimal words to convey a point clearly.			0.36
<b>Creativity and Originality.</b> Sticks to standard, predictable answers. -> Provides responses with novel ideas or imaginative scenarios.			0.46
<b>Detail and Elaboration.</b> Gives brief or shallow responses. -> Provides thorough, nuanced, and expansive information.			0.64
<b>Emotional Tone.</b> Remains neutral or detached. -> Infuses responses with expressive emotion, making the tone enthusiastic or empathetic.			0.55
<b>Engagement.</b> Presents information passively. -> Actively engages the reader using rhetorical questions or interactive phrasing.			0.55
<b>Explicitness.</b> Uses vague or implicit language. -> States things directly and unambiguously.			0.41
<b>Formalness.</b> Uses casual, conversational, or informal language. -> Uses formal and sophisticated vocabulary and sentence structure.			0.60
<b>Humor and Playfulness.</b> Responds in a straightforward and serious manner. -> Uses humor, playful language, or wordplay to make the response engaging.			0.61
<b>Logical Rigor.</b> Provides conclusions without thorough justification. -> Constructs well-supported arguments with clear reasoning.			0.45

Figure 10: Preset Vibes on Chatbot Arena[Writing]

Vibe	MM Coeff	MM pvalue	Sep. Score	PP Coeff	PP pvalue	Cohen's
<b>Creativity and Originality</b> High: Provides responses with novel ideas or imaginative scenarios. Low: Sticks to standard, predictable answers.	0.2566	0.066	0.1851	0.6978	2.367e-9	0.5057
<b>Explicitness</b> High: States things directly and unambiguously. Low: Uses vague or implicit language.	-0.8738	0.00001054	0.08252	0.4314	0.008736	0.4293
<b>Formalness</b> High: Uses formal and sophisticated vocabulary and sentence structure. Low: Uses casual, conversational, or informal language.	1.572	7.639e-19	-0.1104	-0.3391	0.009658	0.4954
<b>Emotional Tone</b> High: Infuses responses with expressive emotion, making the tone enthusiastic or empathetic. Low: Remains neutral or detached.	-0.388	0.008073	0.3064	-0.2431	0.06189	0.5322
<b>Engagement</b> High: Actively engages the reader using rhetorical questions or interactive phrasing. Low: Presents information passively.	-0.9098	8.645e-9	0.3356	-0.2067	0.1324	0.4816
<b>Assertiveness</b> High: Uses definitive, confident statements. Low: Uses tentative or uncertain language.	-0.2144	0.1374	0.08859	0.2426	0.03937	0.4919
<b>Logical Rigor</b> High: Constructs well-supported arguments with clear reasoning. Low: Provides conclusions without thorough justification.	0.5737	0.003346	0.03095	0.194	0.1987	0.4785
<b>Humor and Playfulness</b> High: Uses humor, playful language, or wordplay to make the response engaging. Low: Responds in a straightforward and serious manner.	-1.277	1.814e-11	0.2288	0.2255	0.1132	0.6394
<b>Detail and Elaboration</b> High: Provides thorough, nuanced, and expansive information. Low: Gives brief or shallow responses.	-0.7152	0.0002748	0.125	0.1711	0.2603	0.5982
<b>Conciseness</b> High: Uses minimal words to convey a point clearly. Low: Uses verbose language and excessive details.	0.07147	0.5547	-0.05765	0.05148	0.6139	0.4005

Table 7: **Chatbot Arena [Overall] - Preset Vibes** A Negative separability score indicates that GPT-4o falls on the low end of the vibe.

Vibe	MM Coeff	MM pvalue	Sep Score	PP Coeff	PP pvalue	Cohen's
<b>Formatting Completeness</b> High: Responses include comprehensive formatting, such as Markdown or additional stylistic elements. Low: Responses are minimally formatted, relying on plain text.	0.4655	0.02082	0.2506	0.4631	0.0005693	0.640
<b>Use of Personal Pronouns</b> High: Frequently uses personal pronouns (I, we, you). Low: Rarely or never uses personal pronouns.	0.7362	0.00002397	0.1729	-0.2311	0.05566	0.291
<b>Ethical Consideration</b> High: Offers ethical considerations in its responses. Low: Provides factual information without commenting on ethics.	-1.496	3.843e-12	-0.08131	-0.2487	0.0643	0.470
<b>Typographic Emphasis</b> High: Uses typographic emphasis like bold or italics to highlight key points. Low: Minimal use of typographic emphasis, letting the text stand alone.	2.232	7.516e-29	0.3337	0.1606	0.203	0.568
<b>Refusal to Answer</b> High: Avoids sensitive/violent topics. Low: Engages with sensitive/violent topics.	-1.164	0.0008092	-0.06553	-0.297	0.1395	0.410
<b>Interactivity</b> High: Encourages user interaction, such as posing questions or suggesting actions. Low: Provides information passively without engaging the user.	-0.3809	0.0326	0.2718	0.1706	0.1761	0.407
<b>Use of Humor</b> High: Employs humor frequently to engage the reader. Low: Maintains a serious tone without humorous elements.	1.213	0.00001312	0.1851	0.1945	0.1947	0.561
<b>Formality Level</b> High: Uses formal language and expressions. Low: Uses informal or conversational language.	-1.909	2.990e-24	-0.145	0.1205	0.2936	0.493
<b>Humility</b> High: Frequently acknowledges limitations in the response or areas of uncertainty. Low: Projects confidence and completeness without discussing limitations.	-0.6569	0.000007837	-0.09587	0.08071	0.4237	0.466
<b>Language and Tone</b> High: Enthusiastic, friendly tone. Low: Professional, straightforward tone.	0.3611	0.01763	0.3683	-0.06988	0.5426	0.425

Table 8: **Chatbot Arena [Overall] - VibeCheck** A Negative separability score indicates that GPT-4o falls on the low end of the vibe.

Vibe	MM Coeff	MM pvalue	Sep. Score	PP Coeff	PP pvalue	Cohen's
Engagement High: Actively engages the reader using rhetorical questions or interactive phrasing. Low: Presents information passively.	1.003	1.514e-10	0.1062	-0.1568	0.2464	0.4816
Formalness High: Uses formal and sophisticated vocabulary and sentence structure. Low: Uses casual, conversational, or informal language.	-1.546	1.683e-18	0.0449	-0.3347	0.01063	0.4954
Humor and Playfulness High: Uses humor, playful language, or wordplay to make the response engaging. Low: Responds in a straightforward and serious manner.	1.235	4.261e-11	0.0625	0.2139	0.1318	0.6394
Detail and Elaboration High: Provides thorough, nuanced, and expansive information. Low: Gives brief or shallow responses.	0.8654	0.000007355	0.1262	0.2527	0.08849	0.5982
Emotional Tone High: Infuses responses with expressive emotion, making the tone enthusiastic or empathetic. Low: Remains neutral or detached.	0.3379	0.01973	0.0807	-0.2676	0.03885	0.5322
Assertiveness High: Uses definitive, confident statements. Low: Uses tentative or uncertain language.	0.4731	0.0003519	0.1068	0.3771	0.0003849	0.4919
Creativity and Originality High: Provides responses with novel ideas or imaginative scenarios. Low: Sticks to standard, predictable answers.	-0.3293	0.01695	0.1705	0.6635	9.723e-9	0.5057
Logical Rigor High: Constructs well-supported arguments with clear reasoning. Low: Provides conclusions without thorough justification.	-0.3638	0.05375	0.1074	0.2906	0.04719	0.4785
Conciseness High: Uses minimal words to convey a point clearly. Low: Uses verbose language and excessive details.	0.0006843	0.9954	0.02488	0.09462	0.3458	0.4005

Table 9: **Chatbot Arena [Writing] - Preset Vibes.** A Negative separability score indicates that GPT-4o falls on the low end of the vibe.

Feature	MM Coeff	MM pvalue	Sep Score	PP Coeff	PP pvalue	Cohen's
<b>Narrative Creativity</b> High: Unique and imaginative ideas. Low: Predictable storylines.	0.3039	0.2887	0.2022	0.4939	0.02149	0.4593
<b>Structural Organization</b> High: Clearly structured responses with headings or lists. Low: Unorganized responses lacking clear structure.	2.061	8.886e-12	0.1787	0.5874	0.003425	0.5521
<b>Consistency of Persona</b> High: Maintains a consistent voice and style throughout. Low: Displays inconsistency in tone and style.	-1.13	0.00259	0.05957	0.6778	0.01689	0.3635
<b>Formality</b> High: Uses structured, professional, and polished language. Low: Relies on informal, casual, or conversational language, with a relaxed or inconsistent tone.	-0.8591	0.01298	-0.1534	-0.5164	0.04116	0.55
<b>Ethical Nuance</b> High: Considers moral complexities. Low: Offers black-and-white viewpoints.	-0.8867	0.004924	-0.08845	-0.4186	0.08116	0.5236
<b>Humor</b> High: Incorporates humor or light-hearted elements that enhance the response and fit the context. Low: Remains serious or formal, with no attempt at humor even in suitable contexts.	1.368	0.000004799	0.3032	0.3277	0.1449	0.5535
<b>Emotion and Tone</b> High: Injects emotions and varies tone. Low: Remains neutral and monotonous.	1.197	0.0006651	0.3394	0.1785	0.4969	0.5255
<b>Empathy</b> High: Deep understanding of emotions. Low: Detached and indifferent.	-0.4802	0.1184	0.1047	0.05442	0.81	0.5281
<b>Caution</b> High: Provides careful, measured responses that consider potential risks or consequences, showing prudence. Low: Offers bold or risky suggestions without considering potential drawbacks or limitations.	-1.001	0.003699	-0.1769	0.05039	0.8405	0.4549
<b>Humanness/Relatability</b> High: Relatable and human-like language. Low: Formal or technical language.	0.8328	0.0017	0.37	-0.1422	0.4976	0.404

Table 10: **Chatbot Arena [Writing] - VibeCheck** A Negative separability score indicates that GPT-4o falls on the low end of the vibe.

Vibe (low -> high)	Sep Score [-0.1,0.4]	PP Coef [-0.5,0.7]	Cohen
<b>Humanness/Relatability.</b> Formal or technical language. -> Relatable and human-like language.			0.40
<b>Emotion and Tone.</b> Remains neutral and monotonous. -> Injects emotions and varies tone.			0.53
<b>Humor.</b> Remains serious or formal, with no attempt at humor even in suitable contexts. -> Incorporates humor or light-hearted elements that enhance the response and fit the context.			0.55
<b>Narrative Creativity.</b> Predictable storylines. -> Unique and imaginative ideas.			0.46
<b>Structural Organization.</b> Unorganized responses lacking clear structure. -> Clearly structured responses with headings or lists.			0.55
<b>Empathy.</b> Detached and indifferent. -> Deep understanding of emotions.			0.53
<b>Consistency of Persona.</b> Displays inconsistency in tone and style. -> Maintains a consistent voice and style throughout.			0.36
<b>Ethical Nuance.</b> Offers black-and-white viewpoints. -> Considers moral complexities.			0.52
<b>Formality.</b> Relies on informal, casual, or conversational language, with a relaxed or inconsistent tone. -> Uses structured, professional, and polished language, maintaining formal tone throughout.			0.55
<b>Caution.</b> Offers bold or risky suggestions without considering potential drawbacks or limitations. -> Provides careful, measured responses that consider potential risks or consequences, showing prudence.			0.45

Figure 11: Chatbot Arena [Writing] - VibeCheck

Vibe (low -> high)	Sep Score [-0.1,0.3]	PP Coef [-0.5,0.5]	Cohen
<b>Engagement and Enthusiasm.</b> The response is more formal, neutral, and factual without engaging language. -> The response exudes enthusiasm and engages the reader, often employing exclamation points, a friendly tone, and casual conversational remarks.			0.43
<b>Tone and Enthusiasm.</b> Neutral, utilitarian. -> Engaging, enthusiastic.			0.44
<b>Interactivity and Engagement.</b> Formal, direct tone focused on clarity. -> Engaging tone, tutorial-like.			0.44
<b>Error Handling.</b> Minimal or no error handling, assumes ideal scenarios. -> Includes comprehensive error handling and user input validation within the code.			0.33
<b>Jargon and Terminology.</b> Uses general language and avoids jargon. -> Uses specialized jargon and complex terms.			0.37
<b>Safety and Accuracy Emphasis.</b> Lacks explicit emphasis on safety or ethics. -> Includes disclaimers, emphasizes ethical considerations.			0.26
<b>Handling of Uncertain Information.</b> States information definitively without disclaimers. -> Clearly indicates uncertainty or assumptions.			0.38

Figure 12: Chatbot Arena [STEM] - VibeCheck

Vibe	MM Coeff	MM pvalue	Sep. Score	PP Coeff	PP pvalue	Cohen's
<b>Logical Rigor</b> High: Constructs well-supported arguments with clear reasoning. Low: Provides conclusions without thorough justification.	0.05759	0.8591	-0.02836	0.818	0.002857	0.4466
<b>Creativity and Originality</b> High: Provides responses with novel ideas or imaginative scenarios. Low: Sticks to standard, predictable answers.	-0.03723	0.8504	0.03433	0.4798	0.005817	0.4745
<b>Humor and Playfulness</b> High: Uses humor, playful language, or wordplay to make the response engaging. Low: Responds in a straightforward and serious manner.	2.989	1.828e-8	0.1806	-0.611	0.03167	0.5943
<b>Engagement</b> High: Actively engages the reader using rhetorical questions or interactive phrasing. Low: Presents information passively.	0.4119	0.07173	0.2075	-0.2566	0.209	0.3547
<b>Emotional Tone</b> High: Infuses responses with expressive emotion, making the tone enthusiastic or empathetic. Low: Remains neutral or detached.	0.1587	0.5205	0.2045	-0.1189	0.5658	0.4542
<b>Explicitness</b> High: States things directly and unambiguously. Low: Uses vague or implicit language.	0.9185	0.01721	-0.001493	0.2117	0.5166	0.355
<b>Assertiveness</b> High: Uses definitive, confident statements. Low: Uses tentative or uncertain language.	0.728	0.009832	-0.007463	0.1241	0.5982	0.3427
<b>Formalness</b> High: Uses formal and sophisticated vocabulary and sentence structure. Low: Uses casual, conversational, or informal language.	-2.373	5.832e-12	-0.1716	0.0006562	0.9978	0.5583
<b>Detail and Elaboration</b> High: Provides thorough, nuanced, and expansive information. Low: Gives brief or shallow responses.	0.03281	0.9171	-0.01194	-0.06609	0.8102	0.6237
<b>Conciseness</b> High: Uses minimal words to convey a point clearly. Low: Uses verbose language and excessive details.	-0.09946	0.6137	-0.001493	-0.06222	0.7233	0.3444

Table 11: **Chatbot Arena [STEM] - preset vibes** A Negative separability score indicates that GPT-4o falls on the low end of the vibe.

Feature	MM Coeff	MM pvalue	Sep Score	PP Coeff	PP pvalue	Cohen's
<b>Jargon and Terminology</b> High: Uses specialized jargon and complex terms. Low: Uses general language and avoids jargon.	-0.6269	0.0005378	-0.07015	0.5185	0.0008039	0.3702
<b>Tone and Enthusiasm</b> High: Engaging, enthusiastic. Low: Neutral, utilitarian.	0.05808	0.8214	0.2284	-0.5406	0.01691	0.4396
<b>Engagement and Enthusiasm</b> High: The response exudes enthusiasm and engages the reader, often employing exclamation points, a friendly tone, and casual conversational remarks. Low: The response is more formal, neutral, and factual without engaging language.	1.024	0.00001074	0.3015	0.3022	0.1464	0.4307
<b>Error Handling</b> High: Includes comprehensive error handling and user input validation within the code. Low: Minimal or no error handling, assumes ideal scenarios.	-0.2721	0.2914	-0.05672	0.3767	0.1088	0.3343
<b>Handling of Uncertain Information</b> High: Clearly indicates uncertainty or assumptions. Low: States information definitively without disclaimers.	-0.7139	0.0007181	-0.08507	0.2091	0.2546	0.3763
<b>Safety and Accuracy Emphasis</b> High: Includes disclaimers, emphasizes ethical considerations. Low: Lacks explicit emphasis on safety or ethics.	-0.1348	0.6253	-0.0806	0.03356	0.8916	0.2596
<b>Interactivity and Engagement</b> High: Engaging tone, tutorial-like. Low: Formal, direct tone focused on clarity.	0.8148	0.002413	0.2284	0.06422	0.7831	0.4398

Table 12: **Chatbot Arena [STEM] - VibeCheck** A Negative separability score indicates that GPT-4o falls on the low end of the vibe.

Vibe (low -> high)	Sep Score [-0.0,0.4]	PP Coef [-0.9,2.3]	Cohen
<b>Clarity and Conciseness.</b> Detailed and sometimes overly descriptive, risking redundancy. -> Summaries are concise and clear with minimal details.			0.43
<b>Tone on Emotional Aspects.</b> Objective tone, factual summaries without emotion. -> Captures emotional aspects, includes quotes.			0.44
<b>Personal Details.</b> Omits personal details, summarizes key facts. -> Includes names and direct quotes of individuals.			0.42
<b>Specificity of Examples.</b> Lacks concrete examples, speaks in generalities. -> Includes specific examples or anecdotes to illustrate points.			0.45
<b>Emphasis on Cause and Effect.</b> Focuses on event sequence, less clarity in causality. -> Highlights cause and effect relationships clearly.			0.26
<b>Coverage of Multiple Viewpoints.</b> Presents information from a single perspective. -> Discusses multiple perspectives or viewpoints.			0.28
<b>Introduction and Contextual Background.</b> Minimal or absent introduction; reads like bullet points. -> Provides broad context-setting or introductory sentences.			0.37
<b>Contextual Emphasis.</b> Focuses narrowly on events and actions. -> Emphasizes broader societal elements and contexts.			0.44
<b>Depth of Explanation.</b> Offers surface-level explanations, lacks depth. -> Provides deep, thorough explanations.			0.48
<b>Conclusion Strength.</b> Ends abruptly or lacks conclusive statements. -> Clearly states outcomes or implications at the end.			0.37

Figure 13: **Cohere's Command X Large Beta VS TNLGv2 on CNN/DailyMail Summarization.**

Vibe	MM Coeff	MM pvalue	Sep. Score	PP Coeff	PP pvalue	Cohen's
<b>Conclusion Strength</b> High: Clearly states outcomes or implications at the end. Low: Ends abruptly or lacks conclusive statements.	-0.8536	0.00003101	-0.4037	-1.911	1.519e-12	0.3675
<b>Clarity and Conciseness</b> High: Summaries are concise and clear with minimal details. Low: Detailed and sometimes overly descriptive, risking redundancy.	-0.5171	0.0006822	-0.1012	-2.32	3.562e-14	0.4292
<b>Specificity of Examples</b> High: Includes specific examples or anecdotes to illustrate points. Low: Lacks concrete examples, speaks in generalities.	0.5322	0.03659	-0.2914	-1.585	0.00004546	0.4486
<b>Coverage of Multiple Viewpoints</b> High: Discusses multiple perspectives or viewpoints. Low: Presents information from a single perspective.	-1.015	0.00006744	-0.337	-1.403	0.000124	0.2837
<b>Tone on Emotional Aspects</b> High: Captures emotional aspects, includes quotes. Low: Objective tone, factual summaries without emotion.	0.533	0.00709	-0.1938	0.8625	0.003239	0.4404
<b>Contextual Emphasis</b> High: Emphasizes broader societal elements and contexts. Low: Focuses narrowly on events and actions.	-0.2101	0.3937	-0.3728	-0.5073	0.1344	0.4429
<b>Emphasis on Cause and Effect</b> High: Highlights cause and effect relationships clearly. Low: Focuses on event sequence, less clarity in causality.	0.9177	0.0003626	-0.3173	0.7814	0.01784	0.2607
<b>Depth of Explanation</b> High: Provides deep, thorough explanations. Low: Offers surface-level explanations, lacks depth.	-0.3469	0.2646	-0.3988	-0.366	0.439	0.4843
<b>Introduction and Contextual Background</b> High: Provides broad context-setting or introductory sentences. Low: Minimal or absent introduction; reads like bullet points.	-0.8296	0.00007627	-0.3704	0.08846	0.7965	0.3686
<b>Personal Details</b> High: Includes names and direct quotes of individuals. Low: Omits personal details, summarizes key facts.	-0.5601	0.003002	-0.2469	0.09331	0.7548	0.4222

Table 13: **Cohere's Command X Large Beta VS TNLGv2 on CNN/DailyMail Summarization.**

Vibe	MM Coeff	MM pvalue	Sep. Score	PP Coeff	PP pvalue	Cohen's
Explanation and Step-by-Step Detail High: Detailed steps, labels (e.g., '## Step 1'), granular breakdown. Low: Continuous narrative, no explicit step labels, less granularity.	-3.897	0.0492	-0.8662	-0.6458	0.3434	0.9026
Mathematical Notation Use High: Frequent use of symbols, LaTeX/MathML formatting. Low: More written explanations, fewer symbols.	3.337	0.000008845	0.6268	0.6265	0.03081	0.33
Structural Formatting High: Uses headings, subheadings, numbered lists. Low: Continuous prose without explicit structuring.	-2.027	0.1243	-0.8486	-0.1426	0.828	0.7003
Efficiency of Steps High: Concise, straightforward solution steps. Low: Detailed intermediary steps, broader explanations.	0.8814	0.7793	0.4859	-0.3837	0.3799	0.4151
Conciseness High: Brief, to-the-point explanations, no unnecessary repetition. Low: Extended discussions, unnecessary commentary, contains repetition.	-5.404	0.0988	0.3662	0.2394	0.5714	0.5124

Table 14: **MATH CoT, GPT-4o VS Llama-3-405b**. A Negative separability score indicates that GPT-4o falls on the low end of the vibe.

Vibe	MM Coeff	MM Score	Pref Coeff
Creative Writing High: Contains narrative embellishments and subjective interpretations. Low: Straightforward reporting without creative embellishments.	-0.996	-0.9876	15.646
Artistic or Poetic Language High: Uses vivid, imaginative, and expressive language. Low: Employs straightforward, factual, and plain language.	-0.3099	-0.9752	0.8118
Sense of Space High: Describes spatial depth and broader setting. Low: Focuses on concise, immediate area.	-0.04893	-0.9567	1.221
Detail Orientation High: Provides intricate details; describes specific elements. Low: Gives general or minimal descriptions; lacks specificity.	-0.3068	-0.483	0.2866
Color and Atmosphere Description High: Emphasizes mood and overall ambiance, including colors and lighting. Low: Focuses on identifying and detailing objects without describing the ambiance.	-0.7927	-0.9536	-0.1776
Emotion and Relationships High: Infers emotions and relationships between subjects. Low: Provides neutral descriptions without attributing feelings or relationships.	-0.9847	-0.8762	-0.007806
Background Details High: Offers extensive context and description of surroundings. Low: Provides minimal or no information about the background.	-0.2013	-0.8142	-0.5739
Focus on Context High: Provides added context or narrative elements. Low: Focuses on enumerating visual elements without added context.	-0.7004	-0.9721	-0.4401
Contextual Storytelling High: Adds narrative context and interpretations. Low: Sticks to physical appearance without narrative.	-0.9965	-0.9721	-13.514
Descriptive Richness High: Rich, detailed scene description with story elements. Low: Simple, factual description without additional details.	-0.2284	-0.9752	0.5827

Table 15: **Gemini-1.5-Flash VS GPT-4V on COCO Captions** A Negative separability score indicates that Gemini-1.5-Flash falls on the low end of the vibe.

Feature	MM Coeff	MM pvalue	Sep Score	PP Coeff	PP pvalue	Cohen's
Citation and References High: Includes references and citations for credibility. Low: Avoids citations, smoother text flow.	5.228	3.312e-12	0.1528	-3.624	9.778e-13	0.41
Response Length High: Long, informative responses. Low: Short, to-the-point responses.	-2.538	0.0001452	-0.463	0.8195	0.02458	0.50
Formality and Tone High: Formal, academic tone throughout. Low: Casual, relaxed tone with conversational language.	-1.848	2.355e-7	-0.5	0.6463	0.004074	0.64
Detail Orientation High: Thorough and comprehensive responses covering multiple aspects. Low: Concise and limited responses covering fewer aspects.	-1.077	0.135	-0.4074	0.8436	0.03387	0.55
Practical Advice and Safety High: Practical, cautious advice, emphasizes seeking professional help. Low: Addresses concerns directly, less emphasis on professional help.	-2.417	0.0002644	-0.3565	0.8025	0.02434	0.43
Legal and Safety Considerations High: Includes disclaimers or notes about advice limitations. Low: Does not consistently include disclaimers.	-1.056	0.1114	-0.3148	0.8918	0.017	0.29
Contextual Information High: Provides additional irrelevant context and discussion. Low: Focuses strictly on the topic.	-0.48	0.1723	-0.3241	0.0832	0.7498	0.39
Emotional Tone and Empathy High: Uses comforting language, acknowledges emotional challenges. Low: Clinical and straightforward, less emotional engagement.	-0.857	0.0653	-0.2315	0.004575	0.9865	0.46
Conciseness High: Short and to the point. Low: Elaborate and lengthy explanations.	-0.7685	0.299	0.3194	0.1908	0.6375	0.37
Technical Depth High: Detailed, formal, and multifaceted technical explanations. Low: Simplified, general, and basic technical explanations.	1.741	0.004342	-0.3056	-0.2844	0.4053	0.65

Table 16: **Human VS ChatGPT Outputs on HC3** A Negative separability score indicates that Humans falls on the low end of the vibe.