

Towards LLM-based Cognitive Models of Students with Misconceptions

Shashank Sonkar

Rice University
ss164@rice.edu

Xinghe Chen

Rice University
xc42@rice.edu

Naiming Liu

Rice University
nl35@rice.edu

Richard G. Baraniuk

Rice University
richb@rice.edu

Mrinmaya Sachan

ETH Zurich
mrinmaya.sachan@inf.ethz.ch

Abstract

Accurately modeling student cognition is crucial for developing effective AI-driven educational technologies. A key challenge is creating realistic student models that satisfy two essential properties: (1) accurately replicating specific misconceptions, and (2) correctly solving problems where these misconceptions are not applicable. This dual requirement reflects the complex nature of student understanding, where misconceptions coexist with correct knowledge. This paper investigates whether Large Language Models (LLMs) can be instruction-tuned to meet this dual requirement and effectively simulate student thinking in algebra. We introduce MalAlgoPy, a novel Python library that generates datasets reflecting authentic student solution patterns through a graph-based representation of algebraic problem-solving. Utilizing MalAlgoPy, we define and examine Cognitive Student Models (CSMs) – LLMs instruction tuned to faithfully emulate realistic student behavior. Our findings reveal that LLMs trained on misconception examples can efficiently learn to replicate errors. However, the training diminishes the model’s ability to solve problems correctly, particularly for problem types where the misconceptions are not applicable, thus failing to satisfy second property of CSMs. We demonstrate that by carefully calibrating the ratio of correct to misconception examples in the training data – sometimes as low as 0.25 – it is possible to develop CSMs that satisfy both properties. Our insights enhance our understanding of AI-based student models and pave the way for effective adaptive learning systems.

is the concept of student modeling, which refers to the creation of computational representations of students’ knowledge, skills, and misconceptions (Corbett and Anderson, 1994). Accurate student models serve multiple critical functions. They enable adaptive testing, efficiently assessing student knowledge by tailoring test items to the student’s demonstrated abilities (Desmarais and Baker, 2012). These models are integral to Intelligent Tutoring Systems, enabling personalized feedback and adaptive instruction (Pardos et al., 2013). Additionally, student models aid in training teachers using simulated learning environments (Markel et al., 2023).

A significant challenge in student modeling is the accurate representation of misconceptions. Misconceptions are not random errors; they are systematic, persistent, predictable patterns reflecting underlying conceptual misunderstandings (Payne and Squibb, 1990). For example in Figure 1, when solving $ax = b(cx + d)$, a common misconception leads students to incorrectly distribute b to only the first term, resulting in $ax = bcx + d$. While general feedback might state, “Your solution is incorrect. Please review the steps,” targeted feedback addresses the specific misconception: “In $ax = b(cx + d)$, b multiplies both terms inside the parentheses: $ax = b(cx) + b(d) = bcx + bd$.” Such targeted feedback helps students correct their fundamental conceptual misunderstandings.

Recent advancements in Large Language Models (LLMs) offer promising opportunities to enhance student modeling in education. While LLMs excel in natural language tasks, their ability to accurately model student cognition, particularly in replicating misconceptions, remains largely unexplored. This gap presents a significant opportunity: if LLMs can be trained to accurately simulate student thinking as Cognitive Student Models (CSMs), they could revolutionize education through more personalized and effective learning experiences.

To systematically study LLMs’ capacity to

1 Introduction

The intersection of artificial intelligence (AI) and education is ushering in a new era of possibilities for how we understand, support, and enhance student learning. At the heart of this transformation

Type	Expression
T1	$Ax = B$
T2	$Ax = B + C$
T3	$Ax = B * C$
T4	$Ax + Bx = C$
T5	$Ax + B = C$
T6	$A + Bx = C$
T7	$Ax = Bx + C$
T8	$Ax = B(C * D)$
T9	$Ax = B(Cx + D)$
T10	$Ax = B + C * D$
T11	$A + Bx + Cx = D$
T12	$Ax = B + C(Dx + E)$
T14	$Ax + B = Cx + D$
T15	$Ax + Bx = C + D$
T16	$Ax = Bx + C + D$

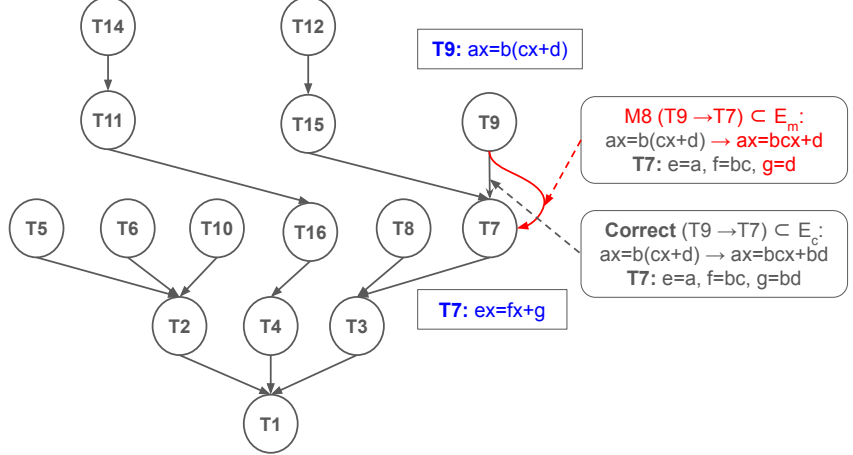


Figure 1: **Left:** Problem types and corresponding algebraic expressions. **Right:** MalAlgoPy’s graph-based model of algebraic problem-solving. This directed acyclic graph $G = (V, E_C \cup E_M)$ models cognitively faithful step-by-step simplifications as performed by students solving linear equations. $V = \{T1, \dots, T16\}$ denotes problem types, with T1 representing the base case $Ax = B$. $E_C \subset V \times V$ represents correct transformations (grey arrows), while $E_M \subset V \times V$ represents misconception transformation (red arrows). The graph topology encodes the solution space, with all paths converging to T1. All possible correct reductions are shown as grey arrows, while only one example misconception is depicted with red arrows for clarity. For instance, T9 ($ax=b(cx+d)$) can correctly reduce to T7 ($ex=fx+g$) where $e = a, f = bc, g = bd$ (grey arrow), or incorrectly reduce via misconception M8 (distributive law applied only to the first term) where $g = d$ (red arrow). This structure enables generation of both correct solutions and “malgorithms” that reflect common student solutions.

model CSMs, we developed MalAlgoPy, a novel Python library that represents algebraic equations and their solution processes as a directed acyclic graph (Figure 1). MalAlgoPy models 16 distinct problem types as nodes in the graph, with edges representing both correct transformations (grey arrows) and 20 common misconceptions (red arrows - only one shown). These misconceptions were diagnosed as common algebraic errors in secondary school students, providing a realistic basis for modeling student thinking (Sleeman, 1985, 1984; Payne and Squibb, 1990). MalAlgoPy handles a broad range of linear equations with one variable, including complex forms with parentheses and multiple terms. This structure enables the generation of diverse, cognitively-grounded datasets capturing both correct solution paths and “malgorithms” - solution paths incorporating common student errors. Using MalAlgoPy, we can conduct a comprehensive study on training LLMs to simulate student cognitive processes in algebra.

First, we formally define a Cognitive Student Model (CSM) as follows: A CSM model A satisfies two properties: (1). Given a misconception M and problem types where it’s applicable, A accurately applies the misconception; (2). For problem types where M doesn’t apply, A solves problems correctly. Both these properties are important for CSMs to faithfully represent the nuanced nature

of student understanding, where misconceptions coexist with correct knowledge across different problem contexts. The importance of these dual requirements becomes clear when considering CSMs’ application in adaptive testing. By accurately replicating both misconception application and correct problem-solving, CSMs enable precise mapping of a student’s knowledge boundaries. This nuanced representation enables targeted question selection, leading to a faster, more accurate assessment of student proficiency.

Our experimentation process begins by instruction-tuning Llama models (Dubey et al., 2024) to create CSMs. We train models on misconception examples, uncovering intriguing dynamics in how LLMs acquire misconceptions (Power et al., 2022). While these models learn to apply misconceptions accurately with just 400-800 examples—fewer than the 2000 typically required for mastering correct solutions—we observe that they only satisfy the first property of CSMs. These models exhibit diminished ability to solve problems correctly for types where learned misconceptions are not applicable, thus failing to meet the second property of CSMs.

To address this limitation and satisfy both properties of CSMs, we investigate strategies to balance misconception acquisition with preserving correct problem-solving abilities. By carefully calibrat-

Misconception	Expression	Applicable Types	Description
M1	$A(part) \rightarrow A + (part)$	T8, T9, T10, T12	Treating distribution as addition
M2_S3	$A(Bx \pm C) \rightarrow ABx \pm C$	T9, T12	Ignoring distribution
M3	$A \pm B(part) \rightarrow (A \pm B)(part)$	T10, T12	Misapplying parentheses
M4	$A(B * C) \rightarrow A * B * A * C$	T8	Incorrectly distributing multiplication
M5	$A(Bx \pm C) \rightarrow A(A * Bx \pm A * C)$	T9, T12	Over-distribution
M6	$-A(Bx - C) \rightarrow -A * Bx - A * C$	T9, T12	Incorrect sign distribution
M8	$A(Bx \pm C) \rightarrow Bx \pm A * C$	T9, T12	Incorrect distribution on x term
M11	$Ax \pm B = Cx \pm D \rightarrow Ax + Cx = B + D$	T14	Incorrectly combining terms
M12/S15	$Ax \pm B = (A \pm B)x$	T5, T6, T7, T9, T12	Incorrectly factoring x
M13	$Ax \pm B = (A \pm B)$	T5, T6, T7, T9, T12	Incorrectly factoring x
M14	$part1 + part2 \rightarrow part1 - part2$	T2, T4	Incorrectly swapping addition and subtraction
M15	$part1 - part2 \rightarrow part1 + part2$	T2, T4	Incorrectly swapping addition and subtraction
M16	$part1 * part2 \rightarrow part1 + part2$	T3, T10	Treating multiplication as addition
M17	$A + B \rightarrow B - A$	T2, T4	Incorrectly swapping order of addition and subtraction
M18	$A - B \rightarrow B - A$	T2, T4	Incorrectly swapping order of addition and subtraction
M19	$Ax = B \rightarrow x = A + B$	All Types	Treat division as addition
M20_S20	$Ax = B \rightarrow x = B$	All Types	Divide only on one side
M21	$Ax = B \rightarrow x = A - B$	All Types	Treat division as subtraction
M22_S1	$Ax = B \rightarrow x = A/B$	All Types	Incorrect numerator and denominator

Table 1: Overview of algebraic misconceptions modeled in MalAlgoPy. Each row presents a specific misconception, its mathematical expression, the problem types to which it applies, and a brief description of the error.

ing the training data to include both misconception and correct examples—with ratios of correct to misconception examples sometimes as low as 0.25—we achieve models that meet both requirements of CSMs. This novel training paradigm successfully creates CSMs that faithfully represent student understanding.

Our contributions in this work are foundational and pave the way for future research: the development of MalAlgoPy, the introduction of a new task of Cognitive Student Modeling, and a focused investigation into how LLMs can be instruction-tuned to simulate these models.

2 Related Work

Cognitive modeling in mathematics education has significantly evolved since its inception. The groundwork was laid by seminal works such as problem space theory (Simon and Newell, 1971) and ACT-R theory (Anderson, 2014), which emphasized understanding step-by-step cognitive processes in problem-solving. Early computational approaches like BUGGY (Brown and Burton, 1978) employed rule-based systems for modeling arithmetic errors. This paved the way for sophisticated models like the MalRules approach (Payne and Squibb, 1990), which focused on modeling algebraic misconceptions using both correct rules and “malrules” to capture common student errors. Representation of student misconceptions has also been critical in cognitive modeling in mathematics education. Matz, 1982 provided an analysis of systematic errors in algebra, categorizing them into extrapolation, generalization, and repairing errors. The

application of cognitive models in intelligent tutoring systems like the Cognitive Tutor (Ritter et al., 2007) demonstrates the effectiveness of cognitive modeling in providing personalized instruction.

3 MalAlgoPy: Framework for Algebraic Problem-Solving with Misconceptions

MalAlgoPy’s architecture is built on three core design principles that work together to model algebraic problem-solving and student misconceptions. These principles ensure extensibility, modularity, and faithful representation of student cognitive processes in mathematical reasoning.

3.1 Problem Type Hierarchy

MalAlgoPy is designed to handle linear equations with one variable, including more complex forms with parentheses and multiple terms. At its core is a type-based problem representation implemented as a directed acyclic graph $G = (V, E)$. The set $V = \{T_1, T_2, \dots, T_{16}\}$ represents a hierarchy of problem types, where each $T_i \in V$ corresponds to a specific equation structure. For instance, T_9 represents equations of the form $ax = b(cx + d)$, while T_7 represents equations of the form $ex = fx + g$. This design has three key advantages (i) it enhances code reusability across different equation types; (ii) it facilitates the integration of new equation types into the existing framework, and (iii) it closely mirrors the student cognitive process of algebraic simplification.

The set $E = E_C \cup E_M$ represents transitions between types, where E_C denotes correct reductions and E_M represents misconception-based tran-

Algorithm 1 Reduction Process

```

1: function REDUCE( $e, T_i$ )
2:   if  $T_i = T_1$  then return  $e$ 
3:   end if
4:    $e' \leftarrow R_i(e)$ 
5:    $T_j \leftarrow \text{type of } e'$ 
6:   if  $(T_i, T_k) \in E_M$  for some  $T_k$ 
7:   then
8:     Choose between  $(T_i, T_j)$  and  $(T_i, T_k)$ 
9:     Update  $e'$  and  $T_j$  if misconception is chosen
10:  end if
11:  return REDUCE( $e', T_j$ )
12: end function

```

Algorithm 2 Reduction with Misconceptions

```

1: function REDUCEWITHMISCONCEPTIONS( $e, T_i, \mathcal{M}$ )
2:   if  $T_i = T_1$  then return  $e$ 
3:   end if
4:    $e' \leftarrow R_i(e)$ 
5:    $T_j \leftarrow \text{type of } e'$ 
6:   for  $M \in \mathcal{M}$  do
7:     if  $M(T_i, T_j) \in E_M$  then
8:        $(T_i, T_k) \leftarrow M(T_i, T_j)$ 
9:        $e'' \leftarrow \text{apply } M \text{ to } e'$ 
10:      return REDUCEWITHMISCONCEPTIONS( $e'', T_k, \mathcal{M}$ )
11:    end if
12:  end for
13:  return REDUCEWITHMISCONCEPTIONS( $e', T_j, \mathcal{M}$ )
14: end function

```

Figure 2: Algorithms for algebraic equation reduction in MalAlgoPy: (left) Basic reduction process that transforms equations to simpler forms; (right) Extended reduction process that systematically applies a set of predefined misconceptions, generating both correct and incorrect solution paths. \mathcal{M} is the set of all applicable misconceptions.

sitions. Correct reductions, represented by edges in E_C , are valid transformations that simplify equations. For example, an edge $(T_9, T_7) \in E_C$ represents the correct reduction of $ax = b(cx + d)$ to $ax = bcx + bd$, where $e = a$, $f = bc$, and $g = bd$.

Misconception-based transformations, represented by a set of edges in E_M , model common student errors in equation transformations. As shown in Figure 1, when solving $ax = b(cx + d)$, a common misconception (M8) leads students to incorrectly distribute b to only the first term. This erroneous transformation is represented by an edge $(T_9, T_7) \in E_M$. A misconception can be applied to multiple problem types as shown in Table 1. For e.g. M8 is applicable to T12: $(ax=b+c(dx+e))$ as well as T9, thus $M8 = \{(T_9, T_7), (T_{12}, T_{15})\}$.

3.2 Single-Step Reduction Process

MalAlgoPy enforces a strict single-step reduction policy, closely mirroring the student cognitive process of step-by-step problem-solving. Each type class implements a `reduce()` method that applies a single algebraic transformation, transitioning the equation to a less complex type. This granular reduction approach enables: (i) detailed tracking and explanation of each solution step; (ii) well-defined insertion points for modeling misconceptions; and (iii) precise control over the solution process allowing generation of comprehensive solution trees, including both correct and erroneous paths.

The reduction process leverages the type hierarchy to transform complex equations into progressively simpler forms. For instance, consider the reduction path of a T9 equation ($Ax = B(Cx + D)$): T9 ($ax = b(cx + d)$) \rightarrow T7 ($ax = bx + c$) \rightarrow T2 ($ax = b + c$) \rightarrow T1 ($ax = b$). Each transition

represents a specific algebraic operation, such as distribution or combining like terms. This process continues recursively until reaching the base case of T1. The reduction process is formalized as a traversal of G , starting from the node representing the input equation type and ending at T_1 . Algorithms 1 and 2 present the pseudocode for the core reduction process and the integration of misconceptions, respectively.

3.3 Decoupled Misconception Modeling

The third principle of MalAlgoPy is decoupled misconception modeling, where misconceptions are implemented as alternative edges in the graph, representing direct transitions between problem types. This approach allows for flexible and extensible modeling of student errors within the graph-based framework. It enables cross-type applicability, where a single misconception can be applied across multiple equation types, and combinatorial error generation, where the graph structure allows for the natural combination of multiple misconceptions along a solution path. Additionally, this design facilitates easy extensibility, as new misconceptions can be added by introducing new edges in E_M without modifying existing problem-type implementations, supporting ongoing research and refinement of the error model.

These three principles enable MalAlgoPy to generate a comprehensive representation of student problem-solving possibilities. The system can perform an exhaustive search, generating all possible combinations of correct steps and misconceptions for a given problem. This produces a complete solution space that captures the diverse ways students might approach an algebraic problem.

4 Cognitive Student Models

Our study aims to instruct-tune LLMs as CSMs which are capable of accurately simulating student problem-solving behavior in algebraic equations, including both correct solutions and common misconceptions. We will define the problem space, introduce evaluation metrics, and then define CSMs before outlining our experimental procedure.

4.1 Problem Space

Let A be a cognitive student model, $P = \{T_1, T_2, \dots, T_n\}$ be the set of problem types, where each T_i represents a specific type of algebraic equation as defined in MalAlgoPy. Let $M = \{M_1, M_2, \dots, M_m\}$ be the set of misconceptions, where each M_j represents a specific algebraic misconception. We define a function $\alpha : M \rightarrow \mathcal{P}(P)$ that maps each misconception to the set of problem types to which it is applicable $\alpha(M) = \{T_i \in P : M \text{ is applicable to } T_i\}$.

4.2 Evaluation Metrics

We define the following metrics:

Misconception Accuracy (MA): Assesses a model’s ability to accurately replicate a specific misconception for applicable problem types.

$$MA(A, M) = \frac{1}{|\alpha(M)|} \sum_{T_i \in \alpha(M)} MA(A, M, T_i),$$

where $MA(A, M, T_i)$ is the accuracy of model A in applying misconception M to problem type T_i .

Correct Accuracy (Applicable) (CA_A): Assesses a model’s ability to solve problems correctly for problem types where a given misconception is applicable.

$$CA_A(A, M) = \frac{1}{|\alpha(M)|} \sum_{T_i \in \alpha(M)} CA(A, T_i).$$

Correct Accuracy (Non-Applicable) (CA_{NA}): Assesses a model’s performance on problem types not applicable to a given misconception.

$$CA_{NA}(A, M) = \frac{1}{|P \setminus \alpha(M)|} \sum_{T_i \notin \alpha(M)} CA(A, T_i).$$

Overall Correct Accuracy (OCA): Assesses a model’s overall ability to solve problems correctly across all problem types.

$$OCA(A) = \frac{1}{|P|} \sum_{T_i \in P} CA(A, T_i).$$

Definition 1 (Cognitive Student Model). A Cognitive Student Model A accurately replicates misconceptions for applicable problem types while maintaining the ability to correctly solve non-applicable problem types. Thus A satisfies two properties:

Property 1: Given a misconception M and problem types where it’s applicable, A accurately applies the misconception:

$$MA(A, M) \geq \theta_m,$$

Property 2: For problem types where M doesn’t apply, A solves problems correctly:

$$CA_{NA}(A, M) \geq \theta_c$$

where θ_m and θ_c are sufficiently high thresholds for misconception accuracy and correct solving accuracy, respectively (both set to 90.0 in experiments).

4.3 Experimental Procedure

Our experiment focuses on training CSMs, examining how they learn to replicate misconceptions while maintaining correct problem-solving abilities. We systematically vary the amount of training data for misconceptions and correct examples, evaluating the models’ performance using our defined metrics. This process allows us to uncover learning dynamics and identify optimal training regimes for cognitively faithful student models. The procedure consists of the following steps:

1. Train a base model Llama (Llama-3.1-8B-Instruct) on 2000 correct examples for each problem type such that $OCA(A) \geq 90.0$. This model forms the foundation for all our CSM models.
2. For each misconception M_j , train models $A(M_j, n_m)$ on varying amounts of misconception examples $n_m \in \{100, 200, 400, 800, 1600, 3200\}$. Evaluate these models to determine the relationship between n_m and $MA(A, M_j)$, focusing on achieving $MA(A, M_j) > 90.0$.
3. Assess the impact of misconception training on problem-solving abilities by evaluating $OCA(A)$, $CA_A(A, M_j)$, and $CA_{NA}(A, M_j)$ for these models.
4. To address the limitation of models trained solely on misconception examples (which satisfy property 1 but fail property 2 of CSMs), train models $A(M_j, n_m, n_c)$ by introducing correct examples n_c alongside misconception

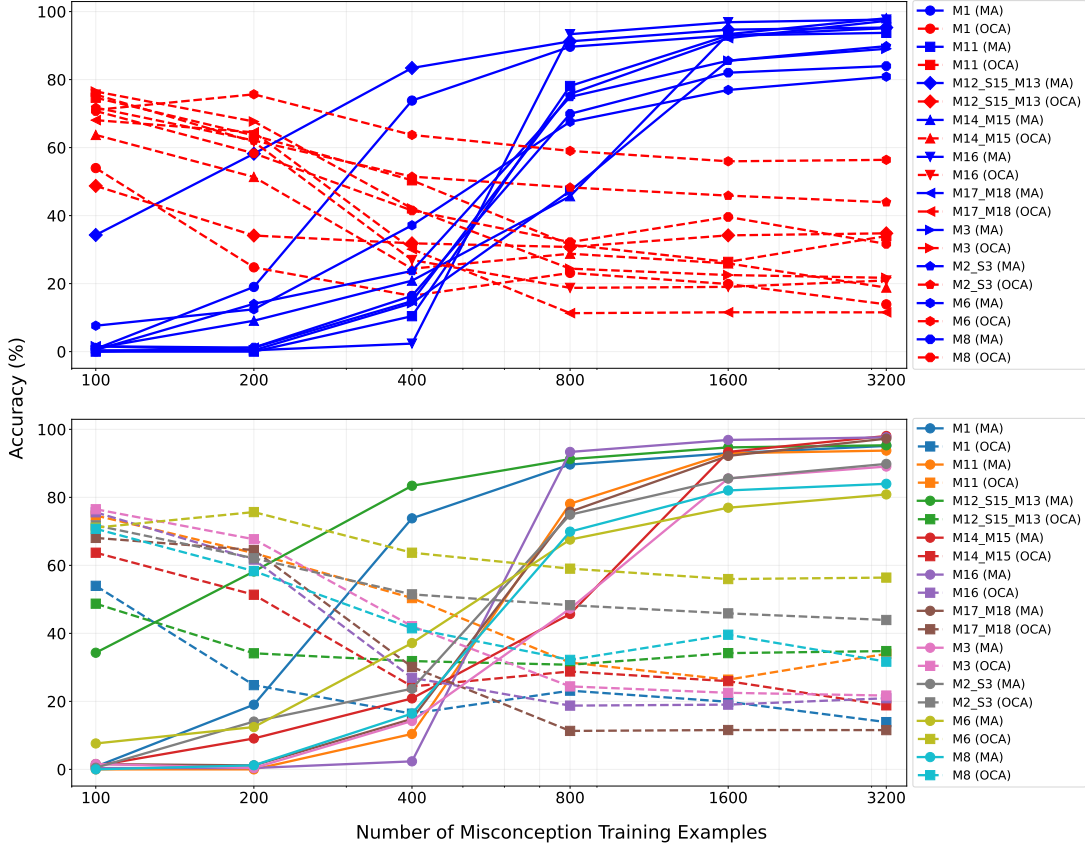


Figure 3: Learning dynamics of misconceptions in Cognitive Student Models (CSMs). Each point represents a model trained on a specific number of misconception examples. As misconception training examples increase, Misconception Accuracy (MA, solid lines) rises, demonstrating an improved ability to replicate specific misconceptions for applicable problem types. Simultaneously, Overall Correct Accuracy (OCA, dashed lines) decreases, indicating a decline in the model’s ability to solve problems correctly across all types. **Top:** Aggregate view of all misconceptions, with MA in blue and OCA in red. **Bottom:** Individual misconception patterns, each in a unique color. This inverse relationship between MA and OCA highlights the challenge of simultaneously satisfying both properties of CSMs: accurately replicating misconceptions while maintaining correct problem-solving abilities for non-applicable types. This inverse relationship between MA and OCA illustrates the challenge of developing CSMs. Note that for both plots, the initial point (misconception training examples = 0) represents the base fine-tuned Llama model with $OCA \geq 90.0\%$ and $MA < 5.0\%$, trained on 2000 correct examples per problem type.

examples n_m . Vary the ratio $n_c/n_m \in \{0.25, 0.5, 1.0\}$ to find the optimal balance for satisfying both CSM properties.

5. Analyze the resulting data to determine:

- The relationship between n_m and $MA(A, M_j)$.
- The trade-off between $MA(A, M_j)$ and $CA_A(A, M_j)$.
- The optimal ratio n_c/n_m for achieving high $MA(A, M_j)$ while maintaining $CA_{NA}(A, M_j) \geq \theta_c$ for CSMs.

For the choice of hyperparameters, we used a learning rate of 2×10^{-5} with AdamW (Loshchilov and Hutter, 2019), batch size of 16, cosine scheduler, weight decay of 0.05, warmup ratio of 0.1, and total of 3 epochs. For each problem type, we evaluate accuracy on 500 test samples. This exper-

imental setup provides a rigorous framework for uncovering the scaling laws governing the development of cognitively faithful student models.

5 Instruction-tuning LLMs as CSMs

In this section, we present the results of our experiments on training Cognitive Student Models (CSMs). We examine the learning dynamics of these models, focusing on how they acquire misconceptions (property 1 of CSMs) and the consequent impact on their ability to solve problems correctly for non-applicable types (property 2 of CSMs). We then explore LLM training strategies to satisfy both properties simultaneously through the strategic introduction of correct examples.

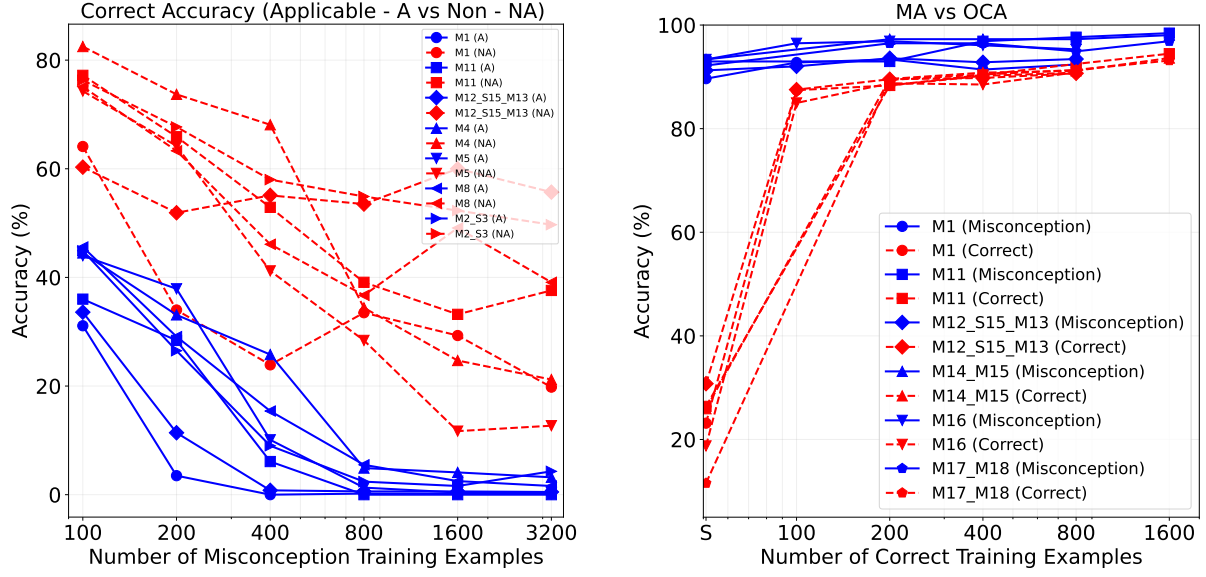


Figure 4: **Left:** Impact of misconception training on correct problem-solving accuracy for CSMs. Solid lines represent accuracy for problem types where the misconception is applicable (A), while dashed lines show accuracy for non-applicable (NA) types. As the number of misconception training examples increases, accuracy decreases for both A and NA problems, with A types generally more affected. This demonstrates the challenge in training CSMs that can accurately apply misconceptions while maintaining correct problem-solving abilities for non-applicable problem types. **Right:** Recovery of correct problem-solving abilities with introduction of correct examples. Blue lines represent Misconception Accuracy (MA), while red lines show Overall Correct Accuracy (OCA). ‘S’ indicates the starting point with only misconception training. The graph demonstrates how increasing the number of correct training examples alongside misconception examples enables the model to balance both MA and OCA. The rapid improvement in OCA, even with a relatively small number of correct examples, suggests an efficient method for training CSMs capable of replicating misconceptions while preserving general problem-solving skills.

5.1 Misconception Acquisition in CSMs

Our investigation began by fine-tuning the Llama-3.1-8B-Instruct model on 2000 correct examples for each of the 15 problem types defined in MalAlgoPy. Our objective was to achieve an Overall Correct Accuracy (OCA) of at least 90%. This fine-tuned model forms the foundation for all CSM models, ensuring a robust initial capacity for correct problem-solving across all problem types before the introduction of misconceptions.

We then proceeded to train and evaluate CSMs $A(M_j, n_m)$ for each misconception M_j , systematically varying the misconception training size n_m . Specifically, we explored $n_m \in \{100, 200, 400, 800, 1600, 3200\}$, allowing us to observe the full spectrum of learning dynamics from initial acquisition to potential saturation effects. Our investigation revealed intriguing patterns in how these models learn to replicate algebraic misconceptions and the consequent effects on their problem-solving abilities. Figure 3 provides a comprehensive view of these dynamics across all misconception types.

5.1.1 Misconception Acquisition Dynamics

Our analysis of Misconception Accuracy (MA) across different training sizes revealed intriguing patterns in how models acquire misconceptions relative to learning correct problem-solving strategies. While the base model required 2000 correct examples to achieve 90% accuracy in correct problem-solving, the number of examples needed to learn misconceptions varied dramatically. For many misconceptions, we observed a characteristic S-shaped learning curve. Models often achieved high MA (>90%) with an order of magnitude fewer examples than required for correct problem-solving. For instance, misconceptions like M1 (distributing multiplication over parentheses incorrectly) and M11 (incorrectly combining terms) reached over 90% MA with 800 examples, less than half the number needed for correct problem-solving.

5.1.2 Impact on Problem-Solving Ability

Our analysis revealed a striking impact of misconception training on problem-solving abilities, highlighting the challenge of simultaneously satisfying both properties of CSMs. Figure 3 illustrates a consistent pattern across most misconceptions: as

the number of training examples increases, Misconception Accuracy (MA) rises while Overall Correct Accuracy (OCA) falls dramatically. For example, with M1, the OCA dropped from 64.1% with 100 training examples to a mere 19.8% with 3200 examples. This inverse relationship between MA and OCA underscores a fundamental challenge in cognitive modeling: as models become more adept at replicating specific errors (property 1), they lose the ability to solve problems correctly (property 2).

To better understand this phenomenon, we examined the Correct Accuracy for Applicable (CA_A) and Non-Applicable (CA_{NA}) problem types, as shown in Figure 7. We observed that as MA increased, both CA_A and CA_{NA} decreased, with CA_A typically showing a more pronounced decline. For instance, with misconception M1, we observed a significant decline in both CA_A and CA_{NA} . As the number of training examples increased from 100 to 3200, the CA_A dropped dramatically from 31.1% to 0.2%. We also observed a substantial decline in CA_{NA} , though less severe, decreasing from 64.1% to 19.8% over the same range of training examples. This pattern was consistent across various misconceptions.

5.2 Satisfying both properties in CSMs

The findings from our initial experiments reveal a fundamental challenge in cognitive modeling: Is it possible to create a model that satisfies both properties of CSMs simultaneously? To address this challenge, we trained and evaluated CSMs $A(M_j, n_m, n_c)$ for each misconception M_j . Here, n_m was fixed at the number of misconception examples needed to achieve greater than 90% misconception accuracy in the initial experiments. We then systematically varied the number of correct training examples n_c , exploring ratios of $n_c/n_m = \{0.25, 0.5, \text{ and } 1.0\}$. This approach allowed us to investigate how the introduction of correct examples influences the model’s ability to maintain misconception accuracy while recovering overall correct problem-solving skills.

5.2.1 Recovery of Correct Problem-Solving

Figure 4 illustrates the remarkable recovery of overall correct problem-solving abilities in our CSMs as we introduced correct training examples. For most misconceptions, we observed a sharp increase in OCA with the introduction of just a small number of correct examples. For instance, with M1, OCA increased from 23.15% (with no

correct examples) to 87.43% with just 100 correct examples ($n_c/n_m = 0.25$). Similarly, for M11 (incorrectly combining terms), OCA rose from 26.39% to 88.34% with 200 correct examples ($n_c/n_m = 0.25$).

Notably, in many cases, a ratio of $n_c/n_m = 0.25$ was sufficient to restore a high level of OCA, suggesting an efficient frontier in balancing misconception and correct example training. As we increased this ratio further, we observed diminishing returns. For example, for M1, the gain in OCA from $n_c/n_m = 0.25$ to 1.0 was only about 3 percentage points (from 87.43% to 90.81%). These results demonstrate our ability to satisfy Property 2 of CSMs while maintaining Property 1.

5.2.2 Retention of Misconception Accuracy

Importantly, the introduction of correct examples did not significantly impair the model’s ability to retain misconceptions. For most misconception types, we saw an insignificant decrease in Misconception Accuracy compared to the models trained solely on misconception examples. For instance, M1 maintained an MA above 90% even with $n_c/n_m = 1.0$. M11 showed remarkably stable performance, with MA increasing from 92.97% to 98.44% as n_c/n_m increased from 0.25 to 1.0.

These findings demonstrate that with the strategic introduction of correct samples with misconception samples, it is possible to create models that satisfy both properties of CSMs.

6 Conclusion

This study makes two significant contributions to the field of AI in education: the development of MalAlgoPy, a novel library for modeling algebraic misconceptions, and the introduction of Cognitive Student Models (CSMs). Using MalAlgoPy, we demonstrated that LLMs can effectively learn to replicate common algebraic misconceptions. However, our initial experiments revealed a critical challenge: as models became proficient at replicating misconceptions, they lost their ability to solve problems correctly in other contexts. We addressed this issue by strategically introducing correct examples alongside misconception training, achieving a balance that allows CSMs to both replicate misconceptions and maintain correct problem-solving abilities. These findings have important implications for the development of more nuanced and effective AI-driven educational technologies.

7 Limitations

This study, while providing valuable insights, has two main limitations. Firstly, as an initial investigation, our focus was solely on algebraic problem-solving, which limits the generalizability of our findings to other mathematical domains or subjects. Future research should explore the applicability of these models to a broader range of mathematical concepts. Secondly, our current implementation of MalAlgoPy is optimized for single-variable linear equations, which, while covering a significant portion of elementary algebra, does not include more complex algebraic structures such as systems of equations or polynomial factorization. Expanding the library to encompass these areas could provide a more comprehensive understanding of LLMs' capabilities in modeling student cognition across various levels of algebraic complexity.

References

- John R Anderson. 2014. *Rules of the mind*. Psychology Press.
- John Seely Brown and Richard R Burton. 1978. Diagnostic models for procedural bugs in basic mathematical skills. *Cognitive science*, 2(2):155–192.
- Albert T Corbett and John R Anderson. 1994. Knowledge tracing: Modeling the acquisition of procedural knowledge. *User modeling and user-adapted interaction*, 4:253–278.
- Michel C Desmarais and Ryan SJ d Baker. 2012. A review of recent advances in learner and skill modeling in intelligent learning environments. *User Modeling and User-Adapted Interaction*, 22:9–38.
- Abhimanyu Dubey, Abhinav Jauhri, Abhinav Pandey, Abhishek Kadian, Ahmad Al-Dahle, Aiesha Letman, Akhil Mathur, Alan Schelten, Amy Yang, Angela Fan, et al. 2024. The llama 3 herd of models. *arXiv preprint arXiv:2407.21783*.
- Ilya Loshchilov and Frank Hutter. 2019. [Decoupled weight decay regularization](#). *Preprint*, arXiv:1711.05101.
- Julia M Markel, Steven G Opferman, James A Landa, and Chris Piech. 2023. Gpteach: Interactive training with gpt-based students. In *Proceedings of the tenth acm conference on learning@ scale*, pages 226–236.
- Marilyn Matz. 1982. Towards a process model for high school algebra errors. In *Intelligent tutoring systems*, pages 25–50. Academic Press, London.
- Zachary Pardos, Yoav Bergner, Daniel Seaton, and David Pritchard. 2013. Adapting bayesian knowledge tracing to a massive open online course in edx. In *Educational Data Mining 2013*. Citeseer.
- Stephen J Payne and Helen R Squibb. 1990. Algebra mal-rules and cognitive accounts of error. *Cognitive science*, 14(3):445–481.
- Alethea Power, Yuri Burda, Harri Edwards, Igor Babuschkin, and Vedant Misra. 2022. Grokking: Generalization beyond overfitting on small algorithmic datasets. *arXiv preprint arXiv:2201.02177*.
- Steven Ritter, John R Anderson, Kenneth R Koedinger, and Albert Corbett. 2007. Cognitive tutor: Applied research in mathematics education. *Psychonomic bulletin & review*, 14:249–255.
- Herbert A Simon and Allen Newell. 1971. Human problem solving: The state of the theory in 1970. *American psychologist*, 26(2):145.
- D Sleeman. 1985. Basic algebra revisited: A study with 14-year-olds. *International Journal of Man-Machine Studies*.
- Derek Sleeman. 1984. An attempt to understand students' understanding of basic algebra. *Cognitive Science*, 8(4):387–412.

A Appendix

A.1 Misconception Acquisition Variability in CSMs

Our analysis revealed significant variability in how different misconceptions were acquired by the CSMs, as illustrated in Figure 5. We also observed distinct patterns in the relationship between Misconception Accuracy (MA) and Overall Correct Accuracy (OCA) as the number of misconception training examples increased:

Rapid Acquisition: Some misconceptions, such as M1 (distributing multiplication over parentheses incorrectly) and M11 (incorrectly combining terms), showed rapid acquisition. For M1, MA increased from 0.81% at 100 examples to 89.65% at 800 examples, while OCA dropped from 53.98% to 23.15% over the same range.

Gradual Acquisition: Other misconceptions like M14_M15 demonstrated more gradual learning curves. MA for M14_M15 increased steadily from 1.04% at 100 examples to 98.05% at 3200 examples, with OCA decreasing from 63.72% to 18.83%.

Resistant Acquisition: Interestingly, some misconceptions proved resistant to acquisition. M4 and M5 stood out, with M4 reaching only 9.38% MA at 3200 examples, while its OCA dropped from 79.50% to 18.77%.

Immediate High Acquisition: Certain misconceptions, like M20_S20, showed immediate high acquisition, achieving 94.52% MA with just 100 examples, while OCA remained relatively stable, only dropping to 24.48% at 800 examples.

Trade-off between MA and OCA: Across most misconceptions, we observed an inverse relationship between MA and OCA. As MA increased with more training examples, OCA generally decreased, though the rate and extent of this trade-off varied among misconceptions.

These findings highlight the complex nature of misconception acquisition in CSMs and underscore the challenges in simultaneously satisfying both properties of CSMs as discussed in Section 4. The variability observed emphasizes the need for careful calibration of misconception and correct examples in training, as explored in our subsequent experiments on balancing these properties.

A.2 Analysis of MA Retention and OCA Recovery Variability across Misconceptions

Figure 6 illustrates the effects of introducing correct examples on both Misconception Accuracy (MA) and Overall Correct Accuracy (OCA) across various misconceptions. This analysis expands on our findings from Section 5, providing a comprehensive view of how CSMs maintain both properties simultaneously.

Retention of Misconceptions: Across most misconceptions, we observed remarkable retention of MA (solid lines) even with the introduction of substantial correct examples. For instance, M1 maintained an MA above 90% even as the number of correct examples increased to 800. This resilience suggests that once acquired, misconceptions remain stable in the model’s knowledge representation.

Recovery of Correct Problem-Solving: Simultaneously, we observed a significant recovery in OCA (dashed lines) with the introduction of correct examples. For most misconceptions, OCA shows a sharp increase from the initial ‘S’ point, often reaching above 80% with as few as 100-200 correct examples. This rapid recovery demonstrates the model’s ability to relearn correct problem-solving strategies without compromising acquired misconceptions.

Variability Across Misconceptions: While the general trend of MA retention and OCA recovery is consistent, we observed variability in the specific patterns across different misconceptions. For example, M4 and M5 show distinctly different behaviors, with lower MA and a more gradual increase in OCA compared to other misconceptions.

These findings provide evidence that it is indeed possible to create CSMs that satisfy both properties simultaneously, maintaining high MA while recovering high OCA. The ability to balance these properties

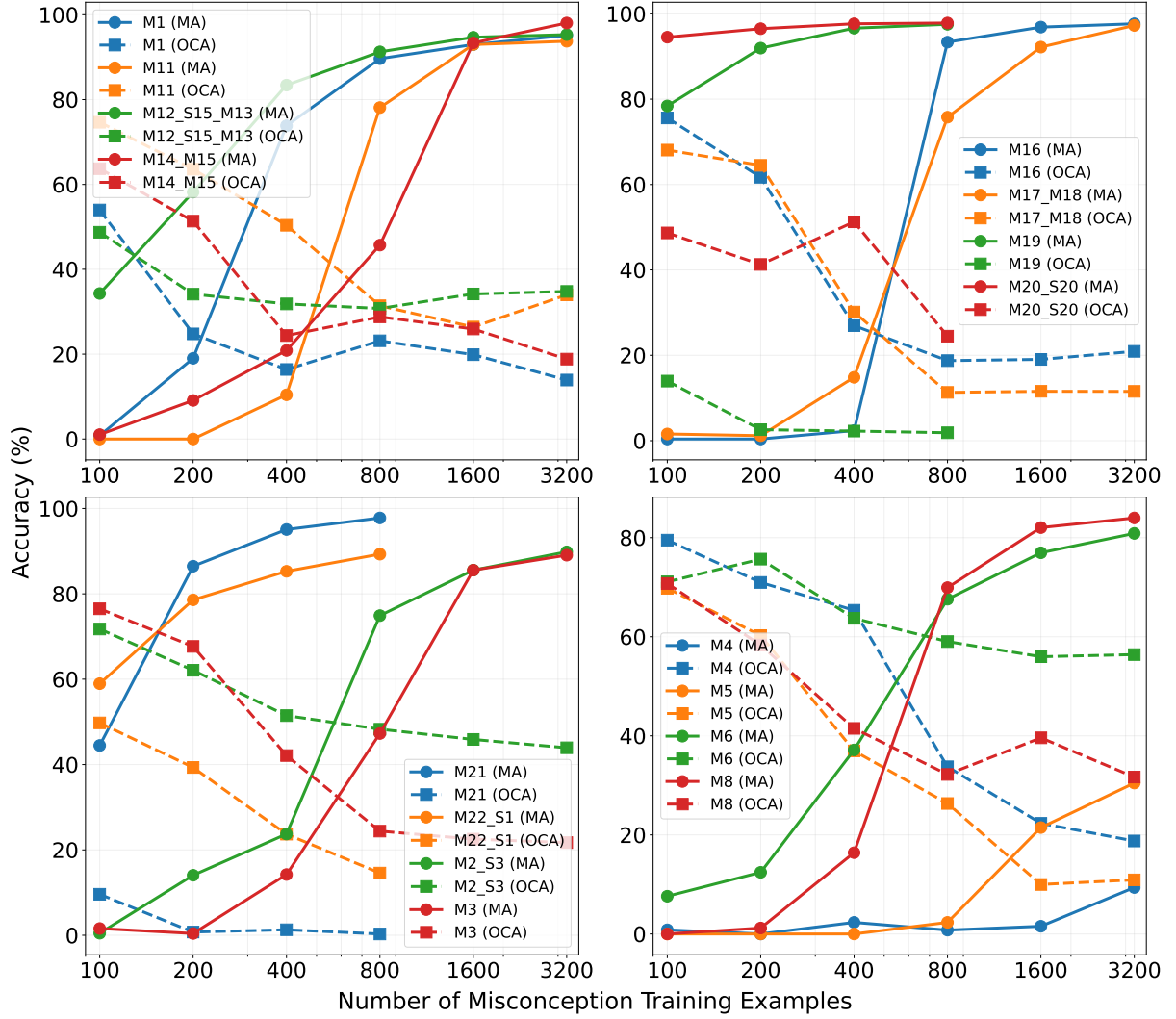


Figure 5: Learning dynamics of misconceptions in Cognitive Student Models (CSMs). Solid lines represent Misconception Accuracy (MA), while dashed lines show Overall Correct Accuracy (OCA). As the number of misconception training examples increases, MA generally rises while OCA decreases, illustrating the trade-off between acquiring misconceptions and maintaining correct problem-solving abilities. The four subplots display results for different sets of misconceptions, each represented by a unique color. This visualization demonstrates the variability in acquisition patterns across different misconception types and highlights the challenge in developing CSMs that accurately replicate specific errors while preserving general problem-solving skills.

through strategic introduction of correct examples offers a promising approach for developing more realistic and nuanced student models.

A.3 Misconception-wise Variability in Impact on Applicable and Non-Applicable Problem Types

Figure 7 illustrates the misconception-specific impact of increasing training examples on Correct Accuracy for both Applicable (CA_A) and Non-Applicable (CA_{NA}) problem types. Starting from initial accuracies around 90% for both metrics, we observe significant variability in how different misconceptions affect model performance:

Differential Rates of Decline: All misconceptions show a decline in both CA_A and CA_{NA} , but with varying rates. M1 exhibits a precipitous drop in CA_A from 31.1% to nearly 0% within 400 examples, while its CA_{NA} decreases more gradually from 64.1% to 19.8% over 3200 examples. M6 shows a more moderate decline, with CA_A dropping to around 39.5% and CA_{NA} to 58.5% at 3200 examples.

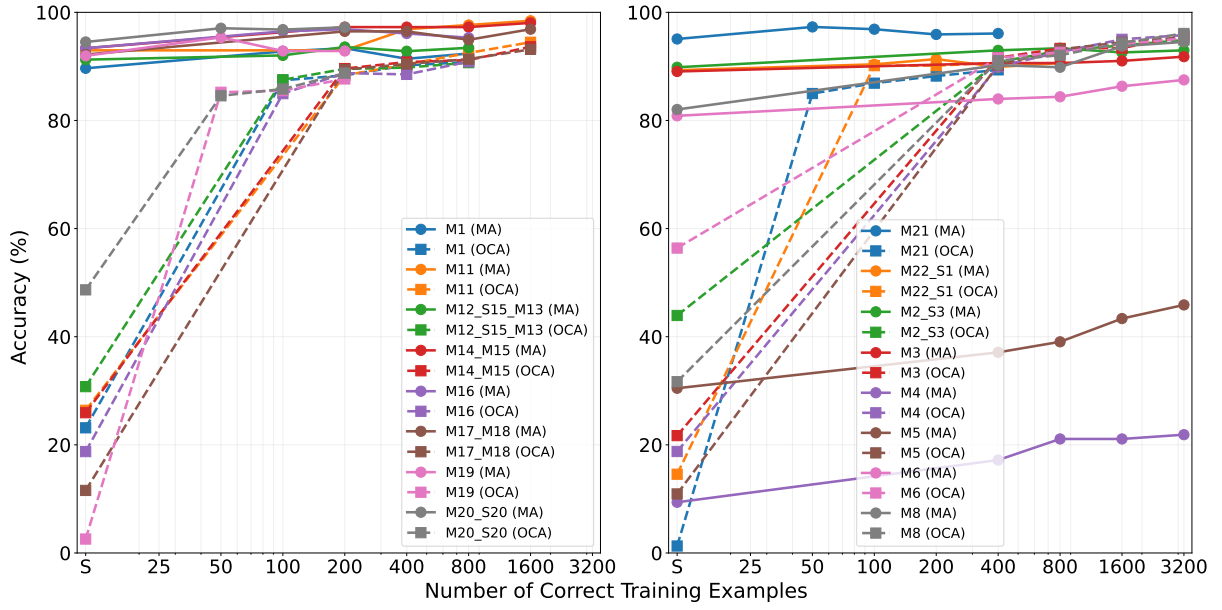


Figure 6: Recovery of correct problem-solving abilities with introduction of correct examples. This graph shows how adding correct training examples alongside misconception examples helps the model regain correct solving accuracy. The rapid improvement suggests an effective method for creating balanced student models that can replicate misconceptions while retaining correct problem-solving skills.

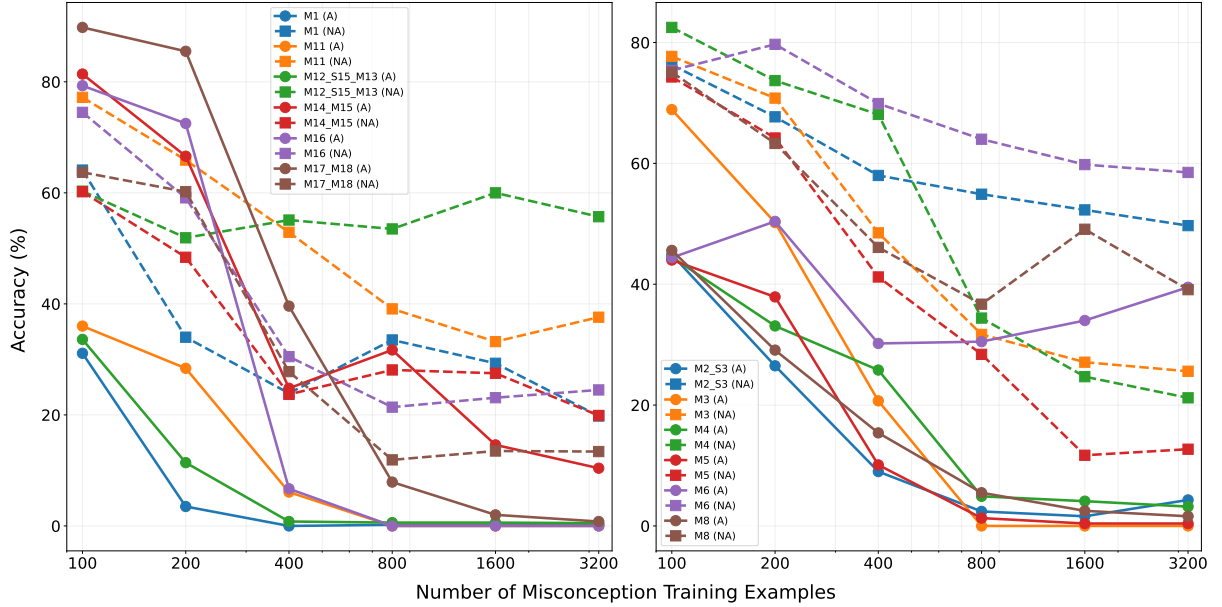


Figure 7: Impact of misconception learning on problem types applicable (A) and non-applicable (NA) to the misconception. Solid lines represent accuracy for types where the misconception is applicable, while dashed lines show types where it's not. The goal is to create a model that exhibits learned misconceptions for A problems while maintaining correct solving abilities for NA problems, mimicking real student behavior.

Varying Gaps Between CA_A and CA_{NA} : The difference between CA_A and CA_{NA} evolves differently across misconceptions. For M12_S15_M13, the gap widens as training progresses, with CA_A plummeting to near 0% while CA_{NA} settles around 55%. In contrast, M14_M15 shows a narrowing gap, with both metrics converging around 20% at 3200 examples.

Anomalous Patterns: Some misconceptions display unique patterns. M17_M18 maintains relatively high CA_A (above 85%) for the first 200 examples before rapidly declining, suggesting a threshold effect in misconception acquisition. M4 and M5 show less severe degradation in CA_A , retaining values around 3-4% even at 3200 examples.

Relative Resilience in CA_{NA} : While both CA_A and CA_{NA} decline across all misconceptions, CA_{NA} generally shows less severe degradation. However, this relative resilience varies. M2_S3 maintains CA_{NA} at 49.7% at 3200 examples (compared to 4.3% for CA_A), while M17_M18 sees CA_{NA} drop to 13.4% (with CA_A at 0.8%). It's important to note that despite this relative resilience, CA_{NA} still experiences substantial decline from its initial high accuracy.

This misconception-wise analysis reveals the complex and varied ways in which different misconceptions affect model performance. It highlights that while misconception training generally degrades performance on both applicable and non-applicable problem types, the extent and pattern of this degradation vary significantly across misconceptions. This variability underscores the need for nuanced, misconception-specific approaches in developing and evaluating Cognitive Student Models.